

## Appendices

## **Appendix A: Chemical Risk Assessment**

To: Santos Ltd

From: Tom Biksey

CC: Nigel Goulding

Date: 3 July 2019

Re: Beetaloo McArthur Basin Hydraulic Fracturing Fluid System - Chemical Risk Assessment

---

## Introduction

Santos Ltd. ("Santos") is proposing to conduct hydraulic fracturing as part of their exploration and appraisal activities in permitted areas within the Beetaloo Sub-Basin located within the broader McArthur Basin in the Northern Territory. The McArthur Basin is located southeast of Katherine, Northern Territory, and covers approximately 180,000 square kilometres. This Chemical Risk Assessment outlines a tiered risk evaluation completed on the chemicals Santos proposes to use for hydraulic fracturing activities.

This assessment evaluates potential hazards associated with chemicals and the potential for exposures to human and environmental receptors and for potentially hazardous chemicals where exposure pathways are complete quantified potential risks. This Chemical Risk Assessment is supported by a broader assessment of environmental conditions and risks and recommended avoidance, mitigation and management strategies which are outlined in the Environment Management Plan (EMP) McArthur Basin (Santos, 2019).

The hydraulic fracturing fluid systems assessed in this Chemical Risk Assessment include chemicals proposed by Halliburton as part of their Coil Tubing Hydraulic Fracturing System (Coil Chemicals) and Standard Hydraulic Fracturing System (Hydraulic Fracturing Chemicals).

The hydraulic fracturing fluid systems proposed by the contractors are provided in **Attachment A**.

## Tier Assessment

A tier assessment was conducted on the two hydraulic fracturing fluid systems using a screening of the potential human health and ecological hazards that should be considered for potential exposure to the hydraulic fracturing fluids during transportation, hydraulic fracturing activities (including storage), and subsequent treatment and disposal of flowback. The tier assessment includes the following steps:

- Tier 1 - Identify chemicals of low human health and ecological concern that do not require additional chemical risk assessment in the tier assessment process.



- Tier 2 – Chemicals that are not identified as a low human health and ecological concern, and therefore require additional risk assessment to characterise potential risks. This is done using a quantitative evaluation of the risks based on the potential complete exposure pathways and Tier 1 assessment.

The assessment followed the methodology and guidance presented in the following:

- Northern Territory Government, Department of Environmental and Natural Resources, Draft Guideline for the Preparation of an EMP under the Petroleum (Environment) Regulations (NT, 2019) (herein referred to as NT 2019)
- Department of the Environment and Energy, Exposure Draft - Chemical Risk Assessment Guidance Manual: for chemicals associated with coal seam gas extraction (DOE, 2017) (herein referred to as DOE 2017)
- National Industrial Chemicals Notification and Assessment Scheme (NICNAS), National Assessment of Chemicals Associated with Coal Seam Gas Extraction in Australia (NICNAS, 2017a) (herein referred to as NICNAS 2017)
- enHealth “Environmental Health Risk Assessment, Guidelines for Assessing Human Health Risks from Environmental Hazards” (enHealth, 2012)
- National Environment Protection (Assessment of Site Contamination) Measure 1999 (ASC NEPM); Schedule B4, Site-specific health risk assessment methodology (NEPC, 2013)

### Conceptual Exposure Model

Hydraulic fracturing fluid systems comprise water and chemical additives (including a proppant) blended at the surface of the well lease and injected down the cased well to enhance the gas flow towards the well. The chemical additives are also used to assist well completion by preparing the well or maintain the gas flow to the well (i.e., prevent the swelling of clays within the target hydrocarbon formation).

Vertical and horizontal wells will be stimulated. The vertical well may comprise single or multiple stages. The horizontal wells proposed will be hydraulically fractured in approximately 15 to 30 stages pending the outcomes of drilling. The preliminary hydraulic fracturing design will involve pumping approximately 900,000 litres (L) of fluids and 140,000 kilograms (kg) of proppant per stage. The final designs will be determined after the Diagnostic Fracture Injection Test (DFIT) is performed.

To facilitate assessment of the relative zonal contribution from each of the stages/zones hydraulically fractured, ProTechnics has been subcontracted to undertake Fluid Diagnostic Chemical Tracer tests. ProTechnics have proposed to use their FlowProfiler Gas tracers with a unique Chemical Fracture Tracer (CFT) and a unique Gas Fracture Tracer (GFT) added to each individual fracture stage. These tracers, which are 100 percent water soluble, will be added to the fracturing fluid volume from initiation to flush during each stage. These CFT tracers are volatile chemical additives that will go into the phase under downhole conditions. Once the well has been cleaned out and commissioned, testing will be conducted over time to assess the relative contribution of the unique tracers in the extracted gas. It is anticipated that approximately 650 grams of CFT and 250 grams of GFT will be added to the 240,000 gallons of fluids injected in each stage (0.67 milligrams per kilogram [mg/kg] for CFT tracer and 0.26 mg/kg for GFT tracer).





The lifecycle of chemicals used during the hydraulic fracturing of wells includes the following general categories:

- Transportation of chemicals – from the supplier warehouse to the well lease and between well leases.
- Hydraulic fracturing activities – storage of chemicals, usage (e.g., blending, injecting) and subsequent recovery of fluids (including storage in produced water and flowback fluid treatment tanks) at the well lease and associated vendor chemical additives.
- Disposal and Management – recovered vendor chemical additives in wastes and hydraulic fracturing flowback.

Throughout the life cycle of chemical additive products, without adequate management controls in place there is the potential for human and environmental receptors to be exposed to the chemical additives. Based on an evaluation of the lifecycle of products and chemicals, environmental conditions in the areas of development, anticipated populations and location selection, the following potentially complete exposure pathways were identified:

- Transportation of chemicals:
  - Human and environmental receptor exposure to chemicals as a result of accidental release during transport from supplier warehouse to well lease or between well leases (i.e. truck rollover).
  - Human and environmental receptors exposed to surface water bodies that received runoff from an accidental release during transportation.
- Hydraulic fracturing activities:
  - Human and environmental receptor exposure to chemicals as a result of accidental release during the storage and preparation of products on the well lease for hydraulic fracturing activities.
  - Human and environmental receptor exposure to residual chemicals (vendor chemicals) in recovered materials as a result of an accidental release from storages (treatment tanks) on the well lease.
  - Human and environmental receptors exposed to surface water bodies that received runoff from an accidental release during hydraulic fracturing activities.
- Treatment and disposal:
  - Human and environmental receptor exposure to chemicals as a result of accidental release during transport of surplus chemicals and wastes (i.e., flowback) from the well lease to a disposal/management facility.
  - Human and environmental receptor exposure to chemicals as a result of accidental release of stored wastes and/or flow back.
  - Human and environmental receptors exposed to surface water bodies that received runoff from an accidental release of stored wastes and/or flow back.

The potential release of chemicals during transportation, hydraulic fracturing activities, and management of wastes/flowback was assessed considering a range of spill release volume scenarios:

- 1000 L (1 cubic metre [m<sup>3</sup>]);
- 100,000 L (100 m<sup>3</sup>); and
- 1,000,000 L (1000 m<sup>3</sup>).

**Attachment B** provides an assessment of the potential for effects on groundwater associated with a release of hydraulic fracturing fluid, waste or flow back to the land surface scenarios. The results of this assessment showed the travel times for surface releases to reach groundwater are very long thereby providing ample opportunity for containment and remedial action. Therefore, the potential for impacts to groundwater are considered low.



As part of the assessment both mitigated and unmitigated risks from an overland flow scenario from a release have been assessed. Santos has proposed to construct a 2 hectare (ha) well pad with 1 metre (m) high berm walls surrounding the treatment tanks to contain and manage the risk from potential releases. In the absence of this structure, a major release could have the potential to migrate a distance off the well lease. However, with the berm walls any releases would be limited to the potential for incidental / minor spillage outside the fluid storage and containment area. In the context of a potential release scenario of 100,000 L outside of the containment and storage area, the maximum affected area of spreading will be less than 4.8 ha and limited to the proximity of the release area.

Therefore, given the planned management control of the construction of a bunded area surrounding the treatment tanks, the potential for a complete exposure pathway to surface water bodies associated with runoff from an accidental release is considered incomplete and not assessed further.

In terms of risks associated with transport of chemicals and wastes, this risk is considered to be managed to a level as low as reasonably practicable. This is because potential for a release is controlled through implementation of a traffic management plan including use of designated trucking routes, vehicle signage, vehicle management systems (to manage speed and driving behaviour/habits) and in the unlikely event of a vehicular accident, implementation of incident and spill response procedures. In this context, this scenario is not assessed further.

The management of chemicals and wastes will be conducted at the well lease using drums, totes and engineered tanks designed to contain the fluids. No storage of chemicals, water, flow back or wastes will be conducted in ponds or sumps and therefore the potential for releases is considered limited. Water will be managed through the use of engineered treatment tanks that will contain liquids but may have the potential for exposures to avian receptors. In the unlikely event of a release to ground, the potential for exposures (other than workers) is limited. The well pad sites are fenced and controlled areas which limits access to the public and precludes entry by livestock. If materials are spilled to ground then investigation, remediation and rehabilitation activities will be implemented to address soil impacts. In this context, exposure during and post activity are incomplete.

Lastly, chemical exposures to workers are controlled through engineering, management controls and personal protective equipment, which are focused on elimination and mitigation of the potential for dermal contact and potential for incidental ingestion (therefore the exposures are considered incomplete). Respiratory protection may not always be standard on hydraulic fracturing worksites, so this is considered a potential complete exposure pathway for volatile constituents.

### Tier 1 Assessment

The Tier 1 assessment includes an evaluation of the human health and environmental hazards of the chemicals in the two hydraulic fracturing fluid systems. The objective of the Tier 1 assessment is to identify chemicals of low human health and ecological concern and do not require additional chemical risk assessment in the Tier 2 assessment. A PBT (persistence, bioaccumulative, toxic) assessment was conducted because of specific concerns for substances that can be shown to persist for long periods in the environment, to bioaccumulate in food chains, and can give rise to toxic effects after a longer time and over a greater spatial scale than chemicals without these properties.



Further, a regulatory review was conducted to determine if the chemicals were identified as potential chemicals of concern in Australian National Industrial Chemicals Notification and Assessment Scheme (NICNAS). Additional information is provided in the risk assessment dossiers (**Attachment C**) and the Safety Data Sheets (SDSs) (**Attachment D**) for the two hydraulic fracturing fluid systems. This information can be used for emergency responders, health and safety managers and environmental hazard clean-up teams.

As per the NT Government Guidance (NT 2019), the Tier 1 assessment included the following:

- Name of chemical;
- Chemical purpose;
- Chemical Abstract Services (CAS) number;
- Total mass in kg;
- Approximate downhole concentration for that chemical expressed in milligrams per litre (mg/L);
- Appropriate ecotoxicity (aquatic and oral values) data including for acute lethal concentration 50 / effect concentration 50 (LC50/EC50) and chronic no observable effects concentration (NOEC) data where available; and
- Information on the biodegradation and bioaccumulation potential of organic chemicals.

**Table 1** and **Table 2, attached**, present the result of the Tier 1 assessment for each hydraulic fracturing fluid system formulation noting which chemical additives were assessed, the information used for the assessment, and the chemicals categorised as Tier 1 or Tier 2. Discussion is provided in **Table 1** and **Table 2, attached**, on the Tier 1 assessment findings and as to whether a chemical was retained for further evaluation in the Tier 2 assessment. Based on shale industry experience in the US, the concentration of chemical constituents in the flow back has been observed to be 50 percent or less of the injected fluid chemical concentration. The concentration declines have been attributed to dilution by pore water within the shales, sorption, complexation and decay (bio-decay, hydrolysis). For the purposes of the Tier 1 and Tier 2 assessment, the higher injected fluid concentrations have been considered.

The following general approach was used to screen the chemicals of potential concern (COPCs):

- A chemical was identified by NICNAS (NICNAS, 2017a; NICNAS, 2017b) as a chemical of low concern and the PBT assessment did not identify a PBT substance and no human health hazard was identified; therefore, a Tier 2 assessment was deemed not to be warranted.
- If the chemical was not categorised by NICNAS as a chemical of low concern (either because it needed further evaluation or was not included in the 2017 NICNAS assessment), but was not a PBT substance and no human health hazard was identified, then a Tier 2 assessment was deemed not to be warranted.
- If the chemical satisfied the toxicity criteria for the PBT assessment because of aquatic toxicity values or a human health hazard was identified, the potential for complete exposure pathways was then assessed to determine the potential for risk (an incomplete pathway precludes an exposure occurring and an associated potential risk). In this context, site setting and management protocols associated with the action were evaluated and if the pathway was incomplete a Tier 2 assessment was not deemed to be warranted. Key controls limiting potential for exposure included:
  - Implementation of the management controls within the EMP, which ensures the well site is located away from surface water (the current location is greater than 2.5 km away from the major tributary precluding a surface release from impacting surface water).



- Maintenance of access control restrictions during hydraulic fracturing activities that will preclude access by the public, livestock and large native fauna.
- Australia SafeWork Place and Santos Occupational Safety Guidance will be used to minimise human health exposure.

Given the outcomes of the Tier 1 assessment and the low concentrations used in the tracers (as described above) and their generally low toxicity, the tracers were not considered to pose significant hazards or risks and therefore not subject to the Tier 2 assessment.

The outcome of the Tier 1 assessment identified the chemicals of low human health and environmental concern. Based on this outcome, no further management or mitigation are considered necessary for the majority of the chemicals. The following section presents the five chemicals that could potentially pose significant hazards or risks that were evaluated in the Tier 2 Assessment.

## Tier 2 Assessment

Of the chemicals evaluated for the two hydraulic fracturing system formulations, the following additives were carried through to Tier 2 assessment:

- Hydrotreated light petroleum distillate (CAS number 64742-47-8) based on the potential for inhalation exposures to workers during hydraulic fracturing activities.
- Chemicals identified in the Tier 1 assessment with a high ecotoxicity hazard assessment and therefore having a potential avian wildlife exposure to fluids stored in treatment tanks; meeting this criterion and having the requisite toxicity data for a Tier 2 assessment include:
  - Amine oxides, cocoalkyldimethyl (CAS number 61788-90-7)
  - Chlorous acid, sodium salt (CAS number 7758-19-2)
  - Glutaraldehyde (CAS number 111-30-8)
  - Tributyl tetradecyl phosphonium chloride (CAS number 81741-28-8)

## Worker

Potential exposure to hydrotreated light petroleum distillate (CAS number 64742-47-8) was conducted for an occupational worker receptor for each hydraulic fracturing system formulation. **Attachment E** presents the Tier 2 assessment for this chemical.

A quantitative risk characterisation, or the Margin of Exposure approach (MoE), was used to assess the potential for health risk to workers from potential exposure to hydrotreated light petroleum distillate (NICNAS, 2017a and DOE 2017). For each occupational activity scenario (i.e., transport and storage, mixing/blending drilling of hydraulic fracturing chemicals, injection of stimulation fluids, cleaning and maintenance and storage of flowback), a MoE was calculated from all routes of exposure using the following equation:

$$MoE = PoD/human\ dose$$

Where:

- MoE = Margin of Exposure
- PoD = Point of Departure for long-term health effects (e.g., No Observed Adverse Effects Level [NOAEL]) in mg/kg bodyweight [bw]/day
- Human dose = measured or estimated human dose in mg/kg bw/day



The potential for adverse effects decreases as the MoE increases. According to the guidance, an MoE is of low concern for human health if it is 100 or greater. The MoEs calculated were greater than this threshold (**Attachment E**). Therefore, the chemical is considered of low health concern for workers (refer to individual risk assessment dossiers [**Attachment C**]). No further management controls are therefore considered necessary.

### Avian Wildlife

Potential exposure to selected chemical additives and/or flowback in treatment tanks by avian wildlife was assessed for representative avian species. **Attachment E** presents the outcomes of the Tier 2 assessment for these chemicals.

The selected chemicals include:

- Amine oxides, cocoalkyldimethyl (CAS number 61788-90-7)
- Chlorous acid, sodium salt (CAS number 7758-19-2)
- Glutaraldehyde (CAS number 111-30-8)
- Tributyl tetradecyl phosphonium chloride (CAS number 81741-28-8)

The potential exposure pathway for avian wildlife was assessed based on the potential ingestion of waters containing the selected chemicals (including flowback) from treatment tanks that were used for storage during the hydraulic fracturing activities of approximately three weeks. Potential dietary intake of water containing these chemicals was compared to toxicity reference values developed specifically for avian wildlife to estimate a hazard quotient; a potential hazard quotient threshold level less than one indicates there are no unacceptable exposures to the avian species.

The hazard quotient for all the assessed avian species was orders of magnitude less than the threshold hazard quotient level of one (**Attachment F**). Therefore, there were no unacceptable exposures to the avian species. In addition, as a further conservative consideration, even if the potential exposure period is expanded to one year, the hazard quotient for the assessed avian species still will be orders of magnitude less than the threshold hazard quotient level of one.

Based on the outcomes of this assessment, no further management controls are considered necessary.

### References

- Department of the Environment and Energy (DOE). (2017). Chemical Risk Assessment Guidance Manual: for chemicals associated with coal seam gas extraction, Guidance manual prepared by Hydrobiology and ToxConsult Pty Ltd for the Department of the Environment and Energy, Commonwealth of Australia, Canberra.
- enHealth. (2012). Environmental Health Risk Assessment, Guidelines for Assessing Human Health Risks from Environmental Hazards.
- National Environment Protection Council (NEPC). (2013). National Environment Protection (Assessment of Site Contamination) Measure 1999 (ASC NEPM); Schedule B4, Site-specific health risk assessment methodology. Amended 2013.



National Industrial Chemicals Notification and Assessment Scheme (NICNAS). (2017a). National assessment of chemicals associated with coal seam gas extraction in Australia, Overview. Department of the Environment and Energy. Department of Health. National Industrial Chemicals Notification and Assessment Scheme.

NICNAS. (2017b). Chemicals of low concern for human health based on an initial assessment of hazards, Project report prepared by the National Industrial Chemicals Notification and Assessment Scheme (NICNAS) as part of the National Assessment of Chemicals Associated with Coal Seam Gas Extraction in Australia, Commonwealth of Australia, Canberra.

Northern Territory Government (NT). (2019). Draft Guideline for the Preparation of an Environmental Management Plan under the Petroleum (Environment) Regulations.

Santos QNT Pty Ltd (Santos). (2019). Environment Management Plan: McArthur Basin 2019 Drilling Program NT Exploration Permit (EP) 161.



## Tables

**Table 1**  
**Evaluation of Standard Hydraulic Fracturing System Chemicals**  
**Beetaloo McArthur Basin Hydraulic Fracturing Fluid System - Chemical Risk Assessment**

Chemical Name	CAS Number	Density (kg/L)	Volume of Chemical (L)	Volume Fraction (% v/v)	Chemical Mass in Fluid (kg)	Mass Fraction (% w/w)	Concentration in Injected Fluid (mg/L)	Ecotoxicity <sup>1</sup>	Toxicity <sup>1</sup>
1,4-Dioxane-2,5-dione, 3,6-dimethyl-, (3R,6R)-, polymer with rel-(3R,6S)-3,6-dimethyl-1,4-dioxane-2,5-dione and (3S,6S)-3,6-dimethyl-1,4-dioxane-2,5-dione	9051-89-2	1.25	375	0.0273%	468.7365024	0.00021804	2.180395055	<b>PNEC<sub>water</sub></b> - not derived <b>PNEC<sub>soil</sub></b> - not derived	<u>Qualitative Assessment:</u> Human Health Hazard - Low concern Ecological Hazard - Low Concern  <u>PBT Assessment:</u> Does not meet the screening criteria for toxicity.
Acetic acid	64-19-7	1.05	88	0.00642%	92.77583159	6.11621E-05	0.61	<b>Aquatic Toxicity</b> Acute Aquatic - Fish -96-hr LC50 Oncorhynchus mykiss - (test substance potassium acetate) >300.82 mg/L (as acetate ion) -96-hr LC50 Danio rerio - (test substance potassium acetate) >300.82 mg/L (as acetate ion) -96-hr LC50 Oncorhynchus mykiss - (test substance acetic acid) 64.8 mg/L (measured) -96-hr LC50 Oncorhynchus mykiss - (test substance acetic acid) 31.3 mg/L - 67.6 mg/L Acute Aquatic - Invertebrate -48-hr EC50 Daphnia magna - (test substance potassium acetate) >300.82 mg/L (as acetate ion) -48-hr EC50 Daphnia magna - (test substance acetic acid) 79.5 mg/L (measured) -48-hr EC50 Daphnia magna - (test substance acetic acid) 18.9 mg/L (measured) Acute Aquatic - Algae and other aquatic plants -72-hr EC50 Desmodesmus subspicatus - 486.5 mg/L Chronic Aquatic - Fish -21-day Oncorhynchus mykiss study - measured NOEC 57.2 mg/L (60% acetic acid) and 34.3 mg/L (100% acetic acid) Chronic Aquatic - Invertebrate -21-day Daphnia magna reproduction study measured NOEC 80 mg/L (60% acetic acid) and 31.4 mg/L (100% acetic acid) -21-day Daphnia magna reproduction study measured NOEC 22.7 mg/L (100% acetic acid)  <b>PNEC<sub>water</sub></b> - 3.0 mg/L <b>PNEC<sub>soil</sub></b> - 0.04 mg/kg dry wt  <u>Terrestrial Toxicity</u> No data available.  <b>PNEC<sub>water</sub></b> - 3.0 mg/L (E(L)C50 test fish or <i>Daphnia magna</i> ) <b>PNEC<sub>soil</sub></b> - 0.04 mg/kg soil dry weight (equilibrium partitioning method)	<u>Qualitative Assessment:</u> Human Health Hazard - Corrosive, respiratory irritant Ecological Hazard - Low Concern  <u>PBT Assessment:</u> Does not meet the screening criteria for toxicity.
Acrylamide acrylate copolymer	9003-06-9	0.75	20	0.0015%	15.2	1.96465E-05	0.20	<b>PNEC<sub>water</sub></b> - 0.1 mg/L (acute fish) <b>PNEC<sub>soil</sub></b> - not calculated	<u>Qualitative Assessment:</u> Human Health Hazard - Low concern Ecological Hazard - Low Concern  <u>PBT Assessment:</u> Does not meet the screening criteria for toxicity.



**Table 1**  
**Evaluation of Standard Hydraulic Fracturing System Chemicals**  
**Beetaloo McArthur Basin Hydraulic Fracturing Fluid System - Chemical Risk Assessment**

Chemical Name	CAS Number	Density (kg/L)	Volume of Chemical (L)	Volume Fraction (% v/v)	Chemical Mass in Fluid (kg)	Mass Fraction (% w/w)	Concentration in Injected Fluid (mg/L)	Ecotoxicity <sup>1</sup>	Toxicity <sup>1</sup>
Acrylamide, sodium acrylate polymer	25987-30-8	0.75	375	0.02726%	281.3	0.00036341	3.63	<u><b>Aquatic and Terrestrial Toxicity</b></u> -No studies are available. -Expected to be low concern for toxicity to aquatic organisms. Due to poor solubility and high molecular weight not expected to be bioavailable. Does not contain any reactive functional groups.  <b>PNECs</b> - not calculated	<u><b>Qualitative Assessment:</b></u> Human Health Hazard - Low concern Ecological Hazard - Low Concern  <b>PBT Assessment:</b> Does not meet the criteria for toxicity.
Acrylonitrile	107-13-1	0.81	0.068	0.000005%	0.054920446	6.08402E-08	0.001	<u><b>Aquatic Toxicity</b></u> <u>Acute Aquatic - Fish</u> -96-hr LC <sub>50</sub> <i>Oryzias latipes</i> - 5.1 mg/L  <u>Acute Aquatic - Invertebrate</u> -48-hr EC <sub>50</sub> <i>Daphnia magna</i> - 2.5 mg/L <u>Acute Aquatic - Algae and other aquatic plants</u> -72-hr EC <sub>50</sub> <i>Pseudokirchneriella subcapitata</i> - 10 mg/L (biomass) <u>Chronic Aquatic - Algae and other aquatic plants</u> -30-day LOEC <i>Pimephales promelas</i> in a fish early life stage test was 0.34 mg/L. A NOEC of 0.17 mg/L is derived by LOEC/2. -The 21-day NOEC from a <i>Daphnia</i> reproduction test is 0.5 mg/L (ECHA) [Kl. -The 72-hr NOEC to <i>Pseudokirchneriella subcapitata</i> is 0.95 mg/l based on growth rate (ECHA) [Kl.  <u><b>Terrestrial Toxicity</b></u> No data available.  <b>PNEC<sub>water</sub></b> - 0.017 mg/L <b>PNEC<sub>soil</sub></b> - 0.002 mg/kg soil dry weight	<u><b>Qualitative Assessment:</b></u> Human Health Hazard - High acute toxicity (oral, dermal, inhalation); skin/respiratory irritant; skin sensitizer; animal carcinogen (oral and inhalation)  Ecological Hazard - Toxic to aquatic life with long lasting effects.  <b>PBT Assessment:</b> Does not meet the criteria for toxicity.
Alcohols, C10-16, ethoxylated propoxylated	69227-22-1	0.94	156	0.0114%	146.9	0.000120814	1.21	<u><b>Aquatic Toxicity</b></u> -Freshwater fish: 2 species, 720 to 1,500 µg/L.  -Freshwater crustaceans: 2 species, 590 to 860 µg/L.  -Freshwater rotifers: 1 species, <i>Brachionus calyciflorus</i> , 1,300 µg/L  -Freshwater algae, diatoms and blue-green algae: 6 species, 200 to 8,700 µg/L. <u><b>Terrestrial Toxicity</b></u> -No studies are available <b>PNEC<sub>water</sub></b> - 0.14 mg/L (ANZECC Water Quality Guideline for alcohol ethoxyates) <b>PNEC<sub>soil</sub></b> - 0.3 - 10.7 mg/kg dry weight (equilibrium partitioning method)	<u><b>Qualitative Assessment:</b></u> Human Health Hazard - Low concern Ecological Hazard - Harmful to aquatic life with long lasting effects  <b>PBT Assessment:</b> Does not meet the screening criteria for toxicity.

**Table 1**  
**Evaluation of Standard Hydraulic Fracturing System Chemicals**  
**Beetaloo McArthur Basin Hydraulic Fracturing Fluid System - Chemical Risk Assessment**

Chemical Name	CAS Number	Density (kg/L)	Volume of Chemical (L)	Volume Fraction (% v/v)	Chemical Mass in Fluid (kg)	Mass Fraction (% w/w)	Concentration in Injected Fluid (mg/L)	Ecotoxicity <sup>1</sup>	Toxicity <sup>1</sup>
Alcohols, C12-15, ethoxylated	68131-39-5	0.985	135	0.00980%	132.8011475	9.94846E-05	0.99	<p><b>Aquatic Toxicity</b>  Toxicity values (NOECs) utilised in development of ANZECC water quality guideline for alcohol ethoxylates:  -Freshwater fish: 2 species, 720 to 1,500 µg/L  -Freshwater crustaceans: 2 species, 590 to 860 µg/L.  -Freshwater rotifers: 1 species, Brachionus calyciflorus, 1,300 µg/L  -Freshwater algae, diatoms and blue-green algae: 6 species, 200 to 8,700 µg/L.  - Freshwater mesocosms: 4 NOEC data for multiple species tests were 80, 80, 320, and 330µg/L, although replication was insufficient to meet OECD (1992) requirements.  Normalised data were 380, 380, 320, and 1,520 µg/L</p> <p><b>Terrestrial Toxicity</b>  No data available.</p> <p><b>PNEC<sub>water</sub></b> - 0.140 mg/L (ANZECC Water Quality Guideline for alcohol ethoxylates)  <b>PNEC<sub>soil</sub></b> - 0.9 - 5.6 (equilibrium partitioning method)</p>	<p><u>Qualitative Assessment:</u>  Human Health Hazard - Low concern  Ecological Hazard - Harmful to aquatic life with long lasting effects</p> <p><u>PBT Assessment:</u> Does meet the screening criteria for toxicity.</p>
Alcohols, C12-16, ethoxylated	68551-12-2	0.985	1.2	0.000085%	1.158538796	8.6789E-07	0.01	<p><b>Aquatic Toxicity</b>  Toxicity values (NOECs) utilised in development of ANZECC water quality guideline for alcohol ethoxylates:  -Freshwater fish: 2 species, 720 to 1,500 µg/L  -Freshwater crustaceans: 2 species, 590 to 860 µg/L.  -Freshwater rotifers: 1 species, Brachionus calyciflorus, 1,300 µg/L  -Freshwater algae, diatoms and blue-green algae: 6 species, 200 to 8,700 µg/L.  - Freshwater mesocosms: 4 NOEC data for multiple species tests were 80, 80, 320, and 330µg/L, although replication was insufficient to meet OECD (1992) requirements.  Normalised data were 380, 380, 320, and 1,520 µg/L</p> <p><b>Terrestrial Toxicity</b>  No data available.</p> <p><b>PNEC<sub>water</sub></b> - 0.140 mg/L (ANZECC Water Quality Guideline for alcohol ethoxylates)  <b>PNEC<sub>soil</sub></b> - 0.0 to 10.7 mg/kg dry weight soil (equilibrium partitioning method)</p>	<p><u>Qualitative Assessment:</u>  Human Health Hazard - Low concern  Ecological Hazard - Harmful to aquatic life with long lasting effects</p> <p><u>PBT Assessment:</u> Does meet the screening criteria for toxicity.</p>
Alcohols, C6-12, ethoxylated propoxylated	68937-66-6	0.94	438	0.0318%	411.25	0.00033828	3.38	<p><b>Aquatic Toxicity</b>  Toxicity values (NOECs) utilised in development of ANZECC water quality guideline for alcohol ethoxylates:  -Freshwater fish: 2 species, 720 to 1,500 µg/L  -Freshwater crustaceans: 2 species, 590 to 860 µg/L.  -Freshwater rotifers: 1 species, Brachionus calyciflorus, 1,300 µg/L  -Freshwater algae, diatoms and blue-green algae: 6 species, 200 to 8,700 µg/L.  - Freshwater mesocosms: 4 NOEC data for multiple species tests were 80, 80, 320, and 330µg/L, although replication was insufficient to meet OECD (1992) requirements.  Normalised data were 380, 380, 320, and 1,520 µg/L</p> <p><b>Terrestrial Toxicity</b>  No data available.</p> <p><b>PNEC<sub>water</sub></b> - 0.140 mg/L  <b>PNEC<sub>soil</sub></b> - 0.03 to 0.87 mg/kg dry weight soil</p>	<p><u>Qualitative Assessment:</u>  Human Health Hazard - Low concern  Ecological Hazard - Harmful to aquatic life with long lasting effects</p> <p><u>PBT Assessment:</u> Does Not meet the screening criteria for toxicity.</p>

**Table 1**  
**Evaluation of Standard Hydraulic Fracturing System Chemicals**  
**Beetaloo McArthur Basin Hydraulic Fracturing Fluid System - Chemical Risk Assessment**

Chemical Name	CAS Number	Density (kg/L)	Volume of Chemical (L)	Volume Fraction (% v/v)	Chemical Mass in Fluid (kg)	Mass Fraction (% w/w)	Concentration in Injected Fluid (mg/L)	Ecotoxicity <sup>1</sup>	Toxicity <sup>1</sup>
Amides, tall-oil fatty, N,N-bis(hydroxyethyl)	68155-20-4	0.9	148	0.0108%	133.179311	0.000119503	1.20	<b>Aquatic Toxicity</b> Acute Aquatic -96-hr LC <sub>50</sub> - Danio rerio - 5.1 mg/L -48-hr EC <sub>50</sub> Daphnia magna - 3.2 mg/L -72-hr EC <sub>50</sub> Desmodesmus subspicatus - 18.6 mg/L <b>Chronic Aquatic</b> -The 28-day NOEC to Oncorhynchus mykiss in a fish chronic toxicity study is 0.32 mg/L [nominal] and 0.26 mg/L [measured] (ECHA) [Kl. score =2]. -The 21-d NOEC in a Daphnia reproduction test is 0.1 mg/L [nominal] and 0.07 mg/L [measured] (ECHA) [Kl. score = 2]. -The 72-hr EC10 to Desmodesmus subspicatus is 1.4 mg/L (ECHA) [Kl. score = 2]. <b>Terrestrial Toxicity</b> -No experimental studies are available. <b>PNECwater</b> -0.007 mg/L (Acute <i>Daphnia</i> ) <b>PNECsoil</b> - 0.16 (equilibrium partitioning method)	<b>Qualitative Assessment:</b> Human Health Hazard -Skin/eye irritant Ecological Hazard - Toxic to aquatic life  <b>PBT Assessment:</b> Does not meet screening criteria for toxicity.
Amine oxides, cocoalkyldimethyl	61788-90-7	0.716	6.1	0.00045%	4.38990983	6.22381E-06	0.06	<b>Aquatic Toxicity</b> Acute Aquatic -96-hr LC <sub>50</sub> - Salmo gairdneri - 13 mg/L -96-hr LC <sub>50</sub> - Brachydanio rerio - 1.0 mg/L -96-hr LC50 - Leuciscus idus melanotus - 4.3 mg/L -48-hr EC <sub>50</sub> Daphnia magna - 2.9 mg/L -72-hr EC <sub>50</sub> Selenastrum capricornutum - 0.29 mg/L <b>Chronic Aquatic</b> -No studies available <b>Terrestrial Toxicity</b> -No experimental studies are available. <b>PNECwater</b> -0.009 mg/L (Acute <i>Algae</i> ) <b>PNECsoil</b> - 0.18 mg/kg dry weight soil (equilibrium partitioning method)	<b>Qualitative Assessment:</b> Human Health Hazard -Skin irritant/Severe eye irritant Ecological Hazard - Very toxic to aquatic life. Harmful to aquatic life with long lasting effects  <b>PBT Assessment:</b> Does meet the screening criteria for toxicity.
Benzaldehyde	100-52-7	1.0415	2.8	0.00020%	2.885800939	1.93363E-06	0.02	<b>Aquatic Toxicity</b> Acute Aquatic -96-hr LC <sub>50</sub> -Fathead minnow - 12.4 mg/L -96-hr LC <sub>50</sub> -Rainbow trout- 11.2 mg/L -96-hr LC <sub>50</sub> - Goldfish - 13.8 mg/L -96-hr LC <sub>50</sub> - Channel catfish- 5.39 mg/L -96-hr LC <sub>50</sub> - Bluegill - 1.07 mg/L -24-hr EC <sub>50</sub> Daphnia - 50 mg/L <b>Chronic Aquatic</b> -7-day NOEC to 1- day Pimephales promelas larvae was 0.12 mg/L (measured) based on growth rate and mortality (ECHA) [Kl. score = 2]. -8-day NOEC to Scenedesmus quadricauda is 34 mg/L (ECHA) [Kl. score = 4]. <b>Terrestrial Toxicity</b> -No experimental studies are available. <b>PNECwater</b> -0.002 mg/L (Acute <i>Algae</i> ) <b>PNECsoil</b> - 0.0003 mg/kg dry weight soil (equilibrium partitioning method)	<b>Qualitative Assessment:</b> Human Health Hazard -Low concern Ecological Hazard - Low concern  <b>PBT Assessment:</b> Does not meet screening criteria for toxicity.

**Table 1**  
**Evaluation of Standard Hydraulic Fracturing System Chemicals**  
**Beetaloo McArthur Basin Hydraulic Fracturing Fluid System - Chemical Risk Assessment**

Chemical Name	CAS Number	Density (kg/L)	Volume of Chemical (L)	Volume Fraction (% v/v)	Chemical Mass in Fluid (kg)	Mass Fraction (% w/w)	Concentration in Injected Fluid (mg/L)	Ecotoxicity <sup>1</sup>	Toxicity <sup>1</sup>
Butyl alcohol	71-36-3	0.81	144	0.01045%	116.487504	0.000129043	1.29	<b>Aquatic Toxicity</b> Acute Aquatic -96-hr LC <sub>50</sub> -Pimephelas promelas - 1,376 mg/L -48-hr EC <sub>50</sub> -Daphnia magna - 1,328 mg/L -72-hr EC <sub>50</sub> - Pseudokirchneriella subcapitata - 225 mg/L  <b>Chronic Aquatic</b> -21-d NOEC from a Daphnia reproduction test is 4.1 mg/L (ECHA) [Kl. score = 2].  -96-hr EC10 to Pseudokirchneriella subcapitata is 134 mg/L (ECHA) [Kl. score = 1]. <b>Terrestrial Toxicity</b> -No experimental studies are available. <b>PNEC<sub>water</sub></b> -0.08 mg/L (Acute <i>Algae</i> ) <b>PNEC<sub>soil</sub></b> - 0.004 mg/kg soil dry weight.	<u>Qualitative Assessment:</u> Human Health Hazard -Skin irritant/Severe eye irritant Ecological Hazard - Low concern  <u>PBT Assessment:</u> Does not meet screening criteria for toxicity.
Chlorous acid, sodium salt	7758-19-2	2.468	40	0.00291%	98.72	1.17799E-05	0.12	<b>PNEC<sub>water</sub></b> -0.001 mg/L (Acute <i>Algae</i> ) <b>PNEC<sub>soil</sub></b> -not derived	<u>Qualitative Assessment:</u> Human Health Corrosive; moderate-to-high acute oral toxicity. Repeated exposures may cause blood effects Ecological Hazard - Very toxic to aquatic life. Harmful to aquatic life with long lasting effects.  <u>PBT Assessment:</u> Does meet screening criteria for toxicity.
Choline Chloride	67-48-1	1.1	1259	0.0915%	1384.662162	0.000831735	8.32	<b>Aquatic Toxicity</b> Acute Aquatic - Fish -96-hr LC50 <i>Oryzias latipes</i> - >100 mg/L (nominal and measured) -96-hr LC50 <i>Leuciscus idus</i> - >10,000 mg/L (78% solution of choline chloride) Acute Aquatic - Invertebrate -48-hr EC50 <i>Daphnia magna</i> - 349 mg/L (nominal and measured) -48-hr EC50 <i>Daphnia magna</i> - >500 mg/L (78% solution of choline chloride) Acute Aquatic - <i>Algae</i> and other aquatic plants -72-hr EC50 <i>Pseudokirchneriella subcapitata</i> - >1,000 (nominal and measured) Chronic Aquatic - Invertebrate -21-day <i>Daphnia magna</i> reproduction test NOEC 30.2 mg/L (nominal and measured) Chronic Aquatic - <i>Algae</i> and other aquatic plants -72-hr <i>Pseudokirchneriella subcapitata</i> study NOEC 30.2 mg/L  <b>Terrestrial Toxicity</b> No data available.  <b>PNEC<sub>water</sub></b> - 0.3 mg/L (21-day test <i>Daphnia magna</i> ) <b>PNEC<sub>soil</sub></b> - 0.007 mg/kg soil dry weight (equilibrium partitioning method)	<u>Qualitative Assessment:</u> Human Health Hazard -Low concern Ecological Hazard - Low concern  <u>PBT Assessment:</u> Does not meet the criteria for toxicity.

**Table 1**  
**Evaluation of Standard Hydraulic Fracturing System Chemicals**  
**Beetaloo McArthur Basin Hydraulic Fracturing Fluid System - Chemical Risk Assessment**

Chemical Name	CAS Number	Density (kg/L)	Volume of Chemical (L)	Volume Fraction (% v/v)	Chemical Mass in Fluid (kg)	Mass Fraction (% w/w)	Concentration in Injected Fluid (mg/L)	Ecotoxicity <sup>1</sup>	Toxicity <sup>1</sup>
Cinnamaldehyde	104-55-2	1.048	20	0.0014%	20.70832229	1.3704E-05	0.14	<p><b>Aquatic Toxicity</b>  <u>Acute Aquatic - Fish</u>  -96-hr LC<sub>50</sub> <i>Brachydanio rerio</i> - 4.15 mg/L  -96-hr LC<sub>50</sub> <i>Poecilia reticulata</i> - &gt;3.5  <u>Acute Aquatic - Invertebrate</u>  -48-hr EC<sub>50</sub> <i>Daphnia magna</i> - 3.21 mg/L  <u>Acute Aquatic - Algae and other aquatic plants</u>  -72-hr EC<sub>50</sub> <i>Desmodesmus subspicatus</i> - 31.6 mg/L  -72-hr EC<sub>50</sub> <i>Chlorella vulgaris</i> - 16.09 mg/L  <u>Chronic Aquatic - Fish</u>  -28-day LOEC <i>Oryzias latipes</i> 66.08 mg/L</p> <p><b>Terrestrial Toxicity</b>  No data available.</p> <p><b>PNEC<sub>water</sub></b> - 0.04 mg/L (lowest reported E(L)C<sub>50</sub> value for fish)  <b>PNEC<sub>soil</sub></b> - 0.02 mg/kg dry weight soil (equilibrium partitioning method)</p>	<p><u>Qualitative Assessment:</u>  Human Health Hazard -Skin/eye irritant; skin sensitizer  Ecological Hazard - Toxic to aquatic life</p> <p><u>PBT Assessment:</u> Does not meet the screening criteria for toxicity.</p>
Citric acid	77-92-9	1.542	14	0.00099%	21.00418722	6.42042E-06	0.06	<p><b>Aquatic Toxicity</b>  Acute Aquatic - Fish  -48-hr LC50 <i>Leuciscus idus melanotus</i> (golden orfe) - 440 mg/L and 760 mg/L  -96-hr LC50 <i>Lepomis macrochirus</i> (fathead minnow)- &gt;100 mg/L  Acute Aquatic - Invertebrate  -24-hr EC50 <i>Daphnia magna</i> - 85 mg/L (un-neutralised test solution) 1,535 mg/L in neutralised solution</p> <p>Acute Aquatic - Algae and other aquatic plants  -8-day ECO <i>Scenedesmus quadricauda</i> - 640 mg/L  Chronic Aquatic  -No chronic studies available</p> <p><b>Terrestrial Toxicity</b>  No data available.</p> <p><b>PNEC<sub>water</sub></b> - 0.44 mg/L (minimum of acute fish study)  <b>PNEC<sub>soil</sub></b> - 0.002 mg/kg soil dry weight (equilibrium partitioning method)</p>	<p><u>Qualitative Assessment:</u>  Human Health Hazard -Eye irritant  Ecological Hazard - Low concern</p> <p><u>PBT Assessment:</u> Does not meet the screening criteria for toxicity.</p>
Cocobetaine	61789-40-0	1.04	375	0.0273%	389.9334653	0.00026203	2.62	<p><b>Aquatic Toxicity</b>  <u>Acute Aquatic</u>  The lowest acute LC/EC50 values for fish, Daphnia, and algae are all in the range of 1.3 – 2 mg active substance/L  <u>Chronic Aquatic</u>  -72-hr NOEC <i>Daphnia</i> - 0.932 mg active substance/L  -72-hr NOEC algae 3.55 active substance/L  -72-hr EC50 algae - 9.86 mg active substance/L</p> <p><b>Terrestrial Toxicity</b>  Two studies (without analytical monitoring) of effects on earthworms and higher plants showed low toxicity (no data provided). Refer to toxicity profile for additional information</p> <p><b>PNEC<sub>water</sub></b> - 0.0032 mg/L (chornic fish)  <b>PNEC<sub>soil</sub></b> - 0.028 mg/kg soil dry weight (equilibrium partitioning method)</p>	<p><u>Qualitative Assessment:</u>  Human Health Hazard -Skin irritant; skin sensitizer  Ecological Hazard - Harmful to aquatic life with long lasting effects</p> <p><u>PBT Assessment:</u> Does not meet the criteria for toxicity.</p>

**Table 1**  
**Evaluation of Standard Hydraulic Fracturing System Chemicals**  
**Beetaloo McArthur Basin Hydraulic Fracturing Fluid System - Chemical Risk Assessment**

Chemical Name	CAS Number	Density (kg/L)	Volume of Chemical (L)	Volume Fraction (% v/v)	Chemical Mass in Fluid (kg)	Mass Fraction (% w/w)	Concentration in Injected Fluid (mg/L)	Ecotoxicity <sup>1</sup>	Toxicity <sup>1</sup>
Crystalline silica, quartz	14808-60-7	2.6	10	0.0007%	26.6745283	2.86798E-06	0.03	<b>PNECwater</b> - not derived <b>PNECsoil</b> - not derived	<u>Qualitative Assessment:</u> Human Hazard: Inhalation: silicosis and lung cancer in humans. Oral/dermal: low concern. Ecological Hazard: Low concern  <u>PBT Assessment:</u> Does meet the criteria for toxicity.
Diethanolamine	111-42-2	1.1	43	0.00309%	46.76135362	2.80885E-05	0.28	<b>Aquatic Toxicity</b> <u>Acute Aquatic - Fish</u> -96-hr LC <sub>50</sub> <i>Oncorhynchus mykiss</i> - 460 mg/L -96-hr LC <sub>50</sub> <i>Pimephales promelas</i> - 1,460 mg/L (geometric mean of 96-h LC <sub>50</sub> values of fry, juvenile, and subadult fish. not neutralised) -96-hr LC <sub>50</sub> <i>Pimephales promelas</i> - 1,664 mg/L -48-hr LC <sub>50</sub> <i>Lepomis macrochirus</i> - 1,850 mg/L -24-hr LC <sub>50</sub> <i>Carassius auratus</i> - >5,000 mg/L (neutralised) 800 (non-neutralised) <u>Acute Aquatic - Invertebrate</u> -48-hr EC <sub>50</sub> <i>Ceriodaphnia dubia</i> - 30.1 mg/L (24°C), 89.9 (20°C) -48-hr EC <sub>50</sub> <i>Daphnia magna</i> - 55 mg/L -48-hr EC <sub>50</sub> <i>Daphnia magna</i> - 171 mg/L <u>Acute Aquatic - Algae and other aquatic plants</u> -72-hr EC <sub>50</sub> <i>Pseudokirchneriella subcapitata</i> - 9.5 mg/L (growth rate; Test 1), 19 (growth rate; Test 2) -72-hr EC <sub>50</sub> <i>Desmodesmus subspicatus</i> - 14.9 mg/L (growth rate), 6.2 (biomass) -72-hr EC <sub>50</sub> <i>Desmodesmus subspicatus</i> - 107.3 mg/L (growth rate), 74.5 (biomass) -72-hr EC <sub>50</sub> <i>Chlorella vulgaris</i> - 778 mg/L (growth rate)	<u>Qualitative Assessment:</u> Human Health Hazard -Skin irritant/Severe eye irritant. Repeated exposure may cause liver, kidney and blood toxicity Ecological Hazard - Harmful to aquatic life  <u>PBT Assessment:</u> Does not meet the screening criteria for toxicity.

**Table 1**  
**Evaluation of Standard Hydraulic Fracturing System Chemicals**  
**Beetaloo McArthur Basin Hydraulic Fracturing Fluid System - Chemical Risk Assessment**

Chemical Name	CAS Number	Density (kg/L)	Volume of Chemical (L)	Volume Fraction (% v/v)	Chemical Mass in Fluid (kg)	Mass Fraction (% w/w)	Concentration in Injected Fluid (mg/L)	Ecotoxicity <sup>1</sup>	Toxicity <sup>1</sup>
								<p><u>Chronic Aquatic - Invertebrate</u></p> <p>-EC10 <i>Daphnia magna</i> 1.05 mg/L</p> <p>-NOEC <i>Daphnia magna</i> 0.76 mg/L</p> <p><u>Chronic Aquatic - Algae and other aquatic plants</u></p> <p>-EC<sub>10</sub> <i>Pseudokirchneriella subcapitata</i> - 1.4 mg/L (growth rate, Test 1), 1.1 (growth rate, Test 2)</p> <p>-EC<sub>10</sub> <i>Desmodesmus subspicatus</i> - 2.4 mg/L (growth rate), 2.0 (biomass)</p> <p>-EC<sub>10</sub> (non-neutralised) <i>Desmodesmus subspicatus</i> - 85.7 mg/L (growth rate), 41.3 (biomass)</p> <p>-7-d NOEC <i>Pseudokirchneriella subcapitata</i> - 10 mg/L</p> <p><b>Terrestrial Toxicity</b></p> <p>-35-day LC<sub>50</sub> earthworm (<i>Eisenia Andrei</i>, <i>Eisenia fetida</i>, or <i>Lumbricus terrestris</i>) - 4,141 mg/kg (mortality)</p> <p>-63-day EC<sub>50</sub> earthworm - 776 mg/kg (reproduction)</p> <p>-63-day EC<sub>25</sub> earthworm - 171 mg/kg (reproduction)</p> <p>-28-day LC<sub>50</sub> springtails (<i>Folsomia candida</i>) 8,301 mg/kg (reproduction)</p> <p>-28-day EC<sub>50</sub> earthworm - 4,205 mg/kg (reproduction)</p> <p>-28-day EC<sub>25</sub> earthworm - 2,102 mg/kg (reproduction)</p> <p><b>PNEC<sub>water</sub></b> - 0.02 mg/L (EC<sub>10</sub> <i>Pseudokirchneriella subcapitata</i>)</p> <p><b>PNEC<sub>soil</sub></b> - 0.027 mg/kg soil dry weight (equilibrium partitioning method)</p>	
Diethylene glycol	111-46-6	1.12	18	0.00131%	20.17151304	1.16877E-05	0.12	<p><b><u>Aquatic Toxicity</u></b></p> <p><u>Acute Aquatic</u></p> <p>-96-h LC<sub>50</sub> <i>Pimephales promelas</i> - 75,200 mg/L</p> <p>-96-h LC<sub>50</sub> <i>Oncorhynchus mykiss</i> - 66,000</p> <p>-24-h EC<sub>50</sub> <i>Daphnia magna</i> - &gt;10,000 mg/L</p> <p>-48-hr EC<sub>50</sub> <i>Daphnia magna</i> - 65,980 mg/L</p> <p>-48-hr EC<sub>50</sub> <i>Daphnia magna</i> - 62,630 mg/L</p> <p><u>Chronic Aquatic - Fish</u></p> <p>-8-day TGK to algae <i>Scenedesmus quadricauda</i> was determined to be 2,700 mg/L for diethylene glycol (ECHA) [KI. score = 2].</p> <p><b><u>Terrestrial Toxicity</u></b></p> <p>No data available.</p> <p><b>PNEC<sub>water</sub></b> - 27 mg/L</p> <p><b>PNEC<sub>soil</sub></b> - 0.36 mg/kg dry weight soil</p>	<p><u>Qualitative Assessment:</u></p> <p>Human Health Hazard -Low concern</p> <p>Ecological Hazard - Low concern</p> <p><u>PBT Assessment:</u> Does not meet screening criteria for toxicity.</p>

**Table 1**  
**Evaluation of Standard Hydraulic Fracturing System Chemicals**  
**Beetaloo McArthur Basin Hydraulic Fracturing Fluid System - Chemical Risk Assessment**

Chemical Name	CAS Number	Density (kg/L)	Volume of Chemical (L)	Volume Fraction (% v/v)	Chemical Mass in Fluid (kg)	Mass Fraction (% w/w)	Concentration in Injected Fluid (mg/L)	Ecotoxicity <sup>1</sup>	Toxicity <sup>1</sup>
Disodium octaborate tetrahydrate	12008-41-2	1.874	5.9	0.00043%	11.00758455	2.27813E-06	0.02	<b>Aquatic Toxicity:</b> Following utilised by ANZECC to develop water quality guideline for boron <u>Chronic Aquatic - Fish</u> 32-day LOEC <i>O mykiss</i> - 0.04 mg/L 32-day LOEC <i>O mykiss</i> - 27.6 mg/L <u>Chronic Aquatic - Invertebrates</u> - 21-day LC <sub>50</sub> <i>Daphnia magna</i> 4.665 mg/L - 21-day LC <sub>50</sub> <i>Daphnia magna</i> 54.2 mg/L - NOEC 6.0 mg/L (reproduction) <u>Chronic Aquatic - Algae and other aquatic plants</u> -14-day NOEC <i>Chlorella pyrenoidosa</i> 0.4 mg/L -NOEC <i>Chlorella vulgaris</i> 5.2 mg/L.  <b>PNEC<sub>water</sub></b> - 0.37 mg/L (ANZECC water quality guideline for boron) <b>PNEC<sub>soil</sub></b> - not derived	<u>Qualitative Assessment:</u> Human Health Hazard -Known or presumed human reproductive toxicant. Ecological Hazard - Moderate concern  <b>PBT Assessment:</b> Does meet screening criteria for toxicity.
Ethanol	64-17-5	0.7864	296	0.0215%	233.0935704	0.000273949	2.74	<b>Aquatic Toxicity:</b> -96-hr LC <sub>50</sub> for <i>Pimephales promelas</i> 15,300 mg/L -96-hr LC <sub>50</sub> for <i>Pimephales promelas</i> 14,200 mg/L -48-hr EC <sub>50</sub> for <i>Ceriodaphnia dubai</i> 5,012 mg/L -72-hr EC <sub>50</sub> for <i>Chlorella vulgaris</i> 275 mg/L  <u>Chronic Aquatic - Invertebrates</u> -5-day NOEC to <i>Brachydanio rerio</i> in an OECD 212 embryo and sac-fry stage test is 250 mg/L (ECHA) [Kl. score = 2].  -10-day NOEC to <i>Ceriodaphnia dubia</i> in a <i>Daphnia</i> reproduction test is 9.6 mg/L (ECHA) [Kl. score = 2].  -72-hr EC10 to algae <i>Chlorella vulgaris</i> is 11.5 mg/L (ECHA) [Kl. score = 2].  <b>Terrestrial Toxicity:</b> -No data available  <b>PNEC<sub>water</sub></b> - 1.0 mg/L (chronic daphnia) <b>PNEC<sub>soil</sub></b> - 0.013 mg/kg soil dry weight	<u>Qualitative Assessment:</u> Human Health Hazard -Low concern Ecological Hazard - Low concern  <b>PBT Assessment:</b> Does not meet the screening criteria for toxicity.
Ethoxylated branched C13 alcohol	78330-21-9	0.985	25	0.00182%	24.625	1.84472E-05	0.18	<b>Aquatic Toxicity</b> Freshwater fish: 2 species, 720 to 1,500 µg/L.  Freshwater crustaceans: 2 species, 590 to 860 µg/L.  Freshwater rotifers: 1 species, <i>Brachionus calyciflorus</i> , 1,300 µg/L  Freshwater algae, diatoms and blue-green algae: 6 species, 200 to 8,700 µg/L.  Freshwater mesocosms: 4 NOEC data for multiple species tests were 80, 80, 320, and 330 µg/L, although replication was insufficient to meet OECD (1992) requirements. Normalised data were 380, 380, 320, and 1,520 µg/L.  <b>Chronic Toxicity</b> -No studies available <b>Terrestrial Toxicity</b> -No studies are available <b>PNEC<sub>water</sub></b> - 0.14 mg/L <b>PNEC<sub>sediment</sub></b> - 0.71 mg/kg sediment wet weight <b>PNEC<sub>soil</sub></b> - 0.56 mg/kg soil dry weight	<u>Qualitative Assessment:</u> Human Health Hazard -Low concern Ecological Hazard - Harmful to aquatic life with long lasting effects  <b>PBT Assessment:</b> Does meet screening criteria for toxicity.



**Table 1**  
**Evaluation of Standard Hydraulic Fracturing System Chemicals**  
**Beetaloo McArthur Basin Hydraulic Fracturing Fluid System - Chemical Risk Assessment**

Chemical Name	CAS Number	Density (kg/L)	Volume of Chemical (L)	Volume Fraction (% v/v)	Chemical Mass in Fluid (kg)	Mass Fraction (% w/w)	Concentration in Injected Fluid (mg/L)	Ecotoxicity <sup>1</sup>	Toxicity <sup>1</sup>
Ethylene glycol	107-21-1	1.11	165	0.0120%	183.375	0.000108173	1.08	<p><b>Aquatic Toxicity</b>  <u>Acute Aquatic - Fish</u>  -96-hr LC<sub>50</sub> <i>Pimephales promelas</i> - &gt;72,860 mg/L  -96-hr LC<sub>50</sub> <i>Oncorhynchus mykiss</i> - 22,810 mg/L and 24,591 mg/L  <u>Acute Aquatic - Invertebrate</u>  -48-hr EC<sub>50</sub> <i>Daphnia magna</i> - &gt;100 mg/L  -48-hr EC<sub>50</sub> <i>Daphnia magna</i> - 46,300 mg/L  -48-hr EC<sub>50</sub> <i>Ceriodaphnia dubia-affinis</i> - 25,800 mg/L (20°C), 10,000 mg/L (24°C)  -48-hr EC<sub>50</sub> <i>Daphnia magna</i> - 46,300 mg/L (20°C), 51,000 mg/L (24°C)  <u>Acute Aquatic - Algae and other aquatic plants</u>  -96-hr IC<sub>50</sub> <i>Selenastrum capricornutum</i> - 10,940 mg/L  -96-hr NOEC <i>Selenastrum capricornutum</i> - 10,000 mg/L  <u>Chronic Aquatic - Fish</u>  -7-day NOEC <i>Pimephales promelas</i> - 15,380 mg/L  <u>Chronic Aquatic - Invertebrate</u>  -7-day NOEC (reproduction) <i>Ceriodaphnia dubia</i> - 8,590 mg/L</p> <p><b>Terrestrial Toxicity</b>  No data available.</p> <p><b>PNEC<sub>water</sub></b> - 10 mg/L (lowest E(L)C<sub>50</sub> for fish)  <b>PNEC<sub>soil</sub></b> - 0.13 mg/kg soil dry weight (equilibrium partitioning method)</p>	<p><u>Qualitative Assessment:</u>  Human Health Hazard -Repeated exposures may cause kidney toxicity  Ecological Hazard - Low concern</p> <p><u>PBT Assessment:</u> Does not meet the criteria for toxicity.</p>
Fatty acids, tall-oil, ethoxylated	61791-00-2	1.054	150	0.0109%	158.2188521	0.000103515	1.04	<p><b>Aquatic Toxicity</b>  -96-hr LL<sub>50</sub> <i>Brachydanio rerio</i> -&gt;100 [WAF] mg/L  -48-hr EL<sub>50</sub> <i>Daphnia magna</i> - 12.41 mg/L  -72-hr EL<sub>50</sub> <i>Pseudokirchneriella subcapitata</i> - 39.7 [WAF] mg/L  -72-day EL<sub>50</sub> <i>Pseudokirchneriella subcapitata</i> -7.08 [WAF] mg/L</p> <p><b>Chronic Toxicity</b>  -No studies available</p> <p><b>Terrestrial Toxicity</b>  -No studies available  <b>PNEC<sub>water</sub></b> - 0.12 mg/L  <b>PNEC<sub>soil</sub></b> - 39 to &gt; 683 mg/kg soil dry weight (equilibrium partitioning method)</p>	<p><u>Qualitative Assessment:</u>  Human Health Hazard - Skin sensitizer  Ecological Hazard - Harmful to aquatic life. Harmful to aquatic life with long lasting effects.</p> <p><u>PBT Assessment:</u> Does not meet the criteria for toxicity.</p>

Table 1  
Evaluation of Standard Hydraulic Fracturing System Chemicals  
Beetaloo McArthur Basin Hydraulic Fracturing Fluid System - Chemical Risk Assessment

Chemical Name	CAS Number	Density (kg/L)	Volume of Chemical (L)	Volume Fraction (% v/v)	Chemical Mass in Fluid (kg)	Mass Fraction (% w/w)	Concentration in Injected Fluid (mg/L)	Ecotoxicity <sup>1</sup>	Toxicity <sup>1</sup>
Glutaraldehyde	111-30-8	1.06	0.11	0.000008%	0.116487504	7.53519E-08	0.0008	<p><b>Aquatic Toxicity</b> <u>Acute Aquatic - Fish</u> -96-hr LC<sub>50</sub> Bluegill Sunfish - 13 mg/L -96-hr LC<sub>50</sub> <i>Oncorhynchus mykiss</i> - 10 mg/L <u>Acute Aquatic - Invertebrate</u> -48-hr LC<sub>50</sub> <i>Daphnia magna</i> - 14.87 mg/L -48-hr LC<sub>50</sub> <i>Daphnia magna</i> - 14 mg/L <u>Acute Aquatic - Algae and other aquatic plants</u> -72-hr EC<sub>50</sub> <i>Scenedesmus subspicatus</i> - 0.375 mg/L (biomass), 0.6 (growth rate), 0.025 (NOEC) -72-hr EC<sub>50</sub> <i>Scenedesmus subspicatus</i> - 0.92 mg/L (biomass), 0.61 (growth rate), 0.33 (NOEC) -72-hr EC<sub>50</sub> <i>Scenedesmus subspicatus</i> - 0.61 mg/L (growth rate) <u>Chronic Aquatic - Fish</u> -97-day LOEC <i>Oncorhynchus mykiss</i> - 5 mg/L -97-day NOEC <i>Oncorhynchus mykiss</i> - 1.6 mg/L <u>Chronic Aquatic - Invertebrate</u> -21-day NOEC <i>Daphnia magna</i> - 5 mg/L</p> <p><b>Terrestrial Toxicity</b> <u>Earthworms</u> -14-day LC50 - 500 mg/kg soil dry weight <u>Soil microorganisms</u> -28-day EC50 - 360 mg/kg soil dry weight - &gt; 593 mg/kg soil dry weight -28-day EC10 - 1.5 mg/kg soil dry weight - 11.5 mg/kg soil dry weight</p> <p>Avian -single dose (oral gavage) LC50 Mallard duck - 206 mg/kg -5-day dietary NOEC - Mallard duck - &gt;2500 ppm <b>PNECwater</b> - 0.0025 mg/L <b>PNECsoil</b> - 0.02 mg/kg dry weight</p> <p><u>Terrestrial Plants:</u> -19-day EC<sub>50</sub> - <i>Avena sativa</i> (oats) - &gt;1,000 mg/kg soil dry weight; NOEC - &gt;1000 (emergence rate, dry matter, shoot length) -19-day EC<sub>50</sub> - <i>Brassica napus</i> (rapeseed) - &gt;1,000 mg/kg soil dry weight; NOEC - &gt;1000 (emergence rate), 500 (dry matter), 250 (shoot length) -19-day EC<sub>50</sub> - <i>Vicia sativa</i> (vetch) - &gt;1,000 mg/kg soil dry weight; NOEC - &gt;1000 (emergence rate), 125 (dry matter), 125 (shoot length)</p> <p><b>PNECwater</b> - 0.0025 mg/L (minimum of NOEC for algae) <b>PNECsoil</b> -0.02 mg/kg soil dry weight (long term EC<sub>10</sub> for soil organisms)</p>	<p><u>Qualitative Assessment:</u> Human Health Hazard - Corrosive; skin/respiratory sensitizer Ecological Hazard - Very toxic to aquatic life with long lasting effects. Low concern to terrestrial organisms.</p> <p><u>PBT Assessment:</u> Does meet the screening criteria for toxicity.</p>

**Table 1**  
**Evaluation of Standard Hydraulic Fracturing System Chemicals**  
**Beetaloo McArthur Basin Hydraulic Fracturing Fluid System - Chemical Risk Assessment**

Chemical Name	CAS Number	Density (kg/L)	Volume of Chemical (L)	Volume Fraction (% v/v)	Chemical Mass in Fluid (kg)	Mass Fraction (% w/w)	Concentration in Injected Fluid (mg/L)	Ecotoxicity <sup>1</sup>	Toxicity <sup>1</sup>
Glycerine	56-81-5	1.26	78	0.00568%	98.42070638	4.5058E-05	0.45	<p><b>Aquatic Toxicity</b>  <u>Acute Aquatic - Fish</u>  -96-hr LC<sub>50</sub> <i>Oncorhynchus mykiss</i> - 54,000 mg/L  -96-hr LC<sub>50</sub> sheepshead minnow - &gt;11,000 mg/L  <u>Acute Aquatic - Invertebrate</u>  -24-hr EC<sub>50</sub> <i>Daphnia magna</i> - &gt;10,000 mg/L  <u>Acute Aquatic - Algae and other aquatic plants</u>  -8-day EC<sub>0</sub> <i>Scenedesmus quadricauda</i> - &gt;10,000 mg/L  <u>Chronic Aquatic</u>  -No chronic studies available</p> <p><b>Terrestrial Toxicity</b>  No data available.</p> <p><b>PNEC<sub>water</sub></b> - 100 mg/L (<i>Daphnia magna</i> study)  <b>PNEC<sub>soil</sub></b> - 1.3 mg/kg soil dry weight (equilibrium partitioning method)</p>	<p><u>Qualitative Assessment:</u>  Human Health Hazard - Low concern  Ecological Hazard - Low concern</p> <p><u>PBT Assessment:</u> Does not meet the screening criteria for toxicity.</p>
Guar gum	9000-30-0	1	1033	0.0751%	1032.986442	0.000750794	7.51	<p><b>Aquatic Toxicity</b>  <u>Acute Aquatic - Fish</u>  -96-hr LC<sub>50</sub> <i>Oncorhynchus mykiss</i> - 218 mg/L  <u>Acute Aquatic - Invertebrate</u>  -48-hr LC<sub>50</sub> <i>Daphnia magna</i> - 42 mg/L  -96-hr LC<sub>50</sub> <i>Daphnia magna</i> - &lt;6.2 mg/L  <u>Acute Aquatic - Algae and other aquatic plants</u>  -8-day EC<sub>0</sub> <i>Scenedesmus quadricauda</i> - &gt;10,000 mg/L  <u>Chronic Aquatic</u>  -No chronic studies available</p> <p><b>Terrestrial Toxicity</b>  No data available.</p> <p><b>PNEC<sub>water</sub></b> - 0.006 mg/L (<i>Daphnia magna</i> study)  <b>PNEC<sub>soil</sub></b> - not able to be derived due to lack of terrestrial toxicity data and size of molecular weight (&gt;1,000)</p>	<p><u>Qualitative Assessment:</u>  Human Health Hazard - Low concern  Ecological Hazard - Low concern</p> <p><u>PBT Assessment:</u> Does not meet the screening criteria for toxicity.</p>

**Table 1**  
**Evaluation of Standard Hydraulic Fracturing System Chemicals**  
**Beetaloo McArthur Basin Hydraulic Fracturing Fluid System - Chemical Risk Assessment**

Chemical Name	CAS Number	Density (kg/L)	Volume of Chemical (L)	Volume Fraction (% v/v)	Chemical Mass in Fluid (kg)	Mass Fraction (% w/w)	Concentration in Injected Fluid (mg/L)	Ecotoxicity <sup>1</sup>	Toxicity <sup>1</sup>
Hydrochloric acid	7647-01-0	1.152	405	0.0294%	466.5468542	0.000255515	2.56	<b>Aquatic Toxicity</b> <u>Acute Aquatic - Fish</u> -96-hr LC <sub>50</sub> <i>Oncorhynchus mykiss</i> - pH 4.12 (hard water), pH 3.98 (soft water) -96-hr LC <sub>50</sub> <i>Lepomis macrochirus</i> - pH 3.25-3.5 <u>Acute Aquatic - Invertebrate</u> -48-hr EC <sub>50</sub> <i>Daphnia magna</i> - pH 4.92 <u>Acute Aquatic - Algae and other aquatic plants</u> -72-hr EC <sub>50</sub> <i>Chlorella vulgaris</i> - pH 4.7 (growth rate), pH 4.82 (biomass), pH 5 (yield/growth rate) <u>Chronic Aquatic</u> -No chronic studies available  <b>Terrestrial Toxicity</b> No data available.  PNEC <sub>water</sub> - not derived PNEC <sub>soil</sub> - not derived	<u>Qualitative Assessment:</u> Human Health Hazard - Corrosive; respiratory irritant Ecological Hazard - Low concern  <u>PBT Assessment:</u> Does not meet the screening criteria for toxicity.
Hydrotreated light petroleum distillate	64742-47-8	0.8	718	0.0522%	574.4009517	0.000652321	6.52	PNEC <sub>water</sub> - 0.001 mg/L PNEC <sub>soil</sub> - 17-100 mg/kg dry weight	<u>Qualitative Assessment:</u> Human Health Hazard - Low concern Ecological Hazard - Toxic to aquatic life with long lasting effects.  <u>PBT Assessment:</u> Not determined
Hydroxypropyl guar	39421-75-5	1.01	102	0.00741%	102.9550328	7.33553E-05	0.73	<b>Aquatic Toxicity</b> - no studies available  PNEC <sub>water</sub> - not derived PNEC <sub>soil</sub> - not derived	<u>Qualitative Assessment:</u> Human Health Hazard - Low concern Ecological Hazard - Low concern  <u>PBT Assessment:</u> Not determined

Table 1  
Evaluation of Standard Hydraulic Fracturing System Chemicals  
Beetaloo McArthur Basin Hydraulic Fracturing Fluid System - Chemical Risk Assessment

Chemical Name	CAS Number	Density (kg/L)	Volume of Chemical (L)	Volume Fraction (% v/v)	Chemical Mass in Fluid (kg)	Mass Fraction (% w/w)	Concentration in Injected Fluid (mg/L)	Ecotoxicity <sup>1</sup>	Toxicity <sup>1</sup>
Methanol	67-56-1	0.791	22	0.00160%	17.4340804	2.02522E-05	0.20	<p><b>Aquatic Toxicity</b></p> <p><u>Acute Aquatic - Fish</u></p> <p>-96-hr LC<sub>50</sub> Bluegill - 15,400 mg/L</p> <p>-96-hr LC<sub>50</sub> <i>Salmo gairdneri</i> - 20,100 mg/L</p> <p>-96-hr LC<sub>50</sub> <i>Pimphales promelas</i> - 28,100 mg/L</p> <p><u>Acute Aquatic - Invertebrate</u></p> <p>-96-hr EC<sub>50</sub> <i>Daphnia magna</i> - 18,620 mg/L</p> <p>-48-hr EC<sub>50</sub> <i>Daphnia magna</i> - &gt;10,620 mg/L</p> <p><u>Acute Aquatic - Algae and other aquatic plants</u></p> <p>-96-hr EC<sub>50</sub> <i>Selenastrum capricornutum</i> - ~22,000 mg/L</p> <p>-10-14 d EC<sub>50</sub> <i>Chlorella pyrenoidosa</i> - 28,400 mg/L</p> <p><u>Chronic Aquatic</u></p> <p>-No chronic studies available</p> <p><b>Terrestrial Toxicity</b></p> <p>35-d EC<sub>50</sub> Earthworm <i>Eisenia fetida</i> - 17,199 mg/kg soil dw</p> <p>63-d EC<sub>50</sub> Earthworm <i>Eisenia fetida</i> - 26,646 mg/kg soil dw</p> <p>28-d EC<sub>25</sub> <i>Folsomia candida</i> - 2,842 mg/kg soil dw (test results)</p> <p>28-d NOEC (reproduction) <i>Folsomia candida</i> - 1,000 mg/kg soil dw (derived graphically)</p> <p>14-d EC<sub>50</sub> <i>Hordeum vulgare</i> - 15,492 mg/kg soil dw</p> <p>14-d NOEC (seedline emergence) <i>Hordeum vulgare</i> - 12,000 mg/kg soil dw (derived graphically)</p> <p>14-d EC<sub>25</sub> <i>Hordeum vulgare</i> - 2,538 mg/kg soil dw (test results)</p> <p>14-d NOEC (shoot dry mass) <i>Hordeum vulgare</i> - 1,555 mg/kg soil dw (derived graphically)</p> <p>14-d EC<sub>25</sub> <i>Hordeum vulgare</i> - 2,823 mg/kg soil dw (test results)</p> <p>14-d NOEC (root dry mass) <i>Hordeum vulgare</i> - 2,592 mg/kg soil dw (derived graphically)</p> <p>14-d EC<sub>25</sub> <i>Hordeum vulgare</i> - 4,885 mg/kg soil dw (test results)</p> <p>14-d NOEC (shoot length) <i>Hordeum vulgare</i> - 2,592 mg/kg soil dw (derived graphically)</p> <p>14-d EC<sub>25</sub> <i>Hordeum vulgare</i> - 5,752 mg/kg soil dw (test results)</p> <p>14-d NOEC (roott length length) <i>Hordeum vulgare</i> - 4,320 mg/kg soil dw (derived graphically)</p> <p><b>PNEC<sub>water</sub></b> - 10 mg/L (lowest effect concentration <i>Daphnia</i>)</p> <p><b>PNEC<sub>soil</sub></b> - 6.3 mg/kg soil dry weight (equilibrium partitioning method)</p>	<p><u>Qualitative Assessment:</u></p> <p>Human Health Hazard - Low concern if used at &lt;3%</p> <p>Ecological Hazard - Low concern</p> <p><u>PBT Assessment:</u> Does not meet the screening criteria for toxicity.</p>

**Table 1**  
**Evaluation of Standard Hydraulic Fracturing System Chemicals**  
**Beetaloo McArthur Basin Hydraulic Fracturing Fluid System - Chemical Risk Assessment**

Chemical Name	CAS Number	Density (kg/L)	Volume of Chemical (L)	Volume Fraction (% v/v)	Chemical Mass in Fluid (kg)	Mass Fraction (% w/w)	Concentration in Injected Fluid (mg/L)	Ecotoxicity <sup>1</sup>	Toxicity <sup>1</sup>
Polyethylene glycol	25322-68-3	1.21	27	0.00199%	33.0859375	1.64248E-05	0.16	<p><b>Aquatic Toxicity</b>  <u>Acute Aquatic - Fish</u>  -96-hr LC<sub>50</sub> <i>Poecilia reticulata</i> - PEG (molecular weight unknown) &gt;100 mg/L  -96-hr LC<sub>50</sub> <i>Pimphales promelas</i> - TetraEG (CAS No. 112-60-7) &gt;10,000 mg/L  -96-hr LC<sub>50</sub> <i>Pimphales promelas</i> - PentaEG (CAS No. 4792-15-8) &gt;50,000 mg/L  <u>Acute Aquatic - Invertebrate</u>  -48-hr EC<sub>50</sub> <i>Daphnia magna</i> - TetraEG (CAS No. 112-60-7) 7,746 mg/L  -48-hr EC<sub>50</sub> <i>Daphnia magna</i> -PentaEG (CAS No. 4792-15-8) &gt;20,000 mg/L  <u>Acute Aquatic - Algae and other aquatic plants</u>  -72-hr EC<sub>50</sub> <i>Pseudokirchneriella subcapitata</i> -&gt;100 mg/L  -NOEC <i>Pseudokirchneriella subcapitata</i>- 100 mg/L  <u>Chronic Aquatic</u>  -No chronic studies available for low molecular weight PEGs  -7-d NOEC <i>Pimphales promelas</i> (fish) - Triethylene Glycol (TEG, CAS No. 112-60-7) - 15,380 mg/L (weight)  -7-d NOEC <i>Daphnia magna</i> (invertebrate) - Triethylene Glycol (TEG, CAS No. 112-60-7) - 8,590 mg/L (reproduction)   <b>Terrestrial Toxicity</b>  No terrestrial toxicity studies   <b>PNEC<sub>water</sub></b> - 10 mg/L (chronic NOEC for algae)  <b>PNEC<sub>soil</sub></b> - 1.3 mg/kg soil dw (equilibrium partitioning method)</p>	<p><u>Qualitative Assessment:</u>  Human Health Hazard - Low concern  Ecological Hazard - Low concern   <u>PBT Assessment:</u> Does not meet screening criteria for toxicity.</p>
Polypropylene glycol	25322-69-4	1.012	49	0.00357%	49.70510651	3.5275E-05	0.353	<p><b>Aquatic Toxicity</b>  <u>Acute Aquatic - Fish</u>  -96-hr LC<sub>50</sub> <i>Danio rerio</i> - &gt;100 mg/L  <u>Acute Aquatic - Invertebrate</u>  -48-hr EC<sub>50</sub> <i>Daphnia magna</i> - 105.8 mg/L  <u>Acute Aquatic - Algae and other aquatic plants</u>  -72-hr EC<sub>50</sub> <i>Desmodesmus subspicatus</i> -&gt;100 mg/L  <u>Chronic Aquatic</u>  -No chronic studies available   <b>Terrestrial Toxicity</b>  No terrestrial toxicity studies   <b>PNEC<sub>water</sub></b> - 0.2 mg/L (NOEC for Dapnia)  <b>PNEC<sub>soil</sub></b> - 0.05 mg/kg soil dw (equilibrium partitioning method)</p>	<p><u>Qualitative Assessment:</u>  Human Health Hazard - Low concern  Ecological Hazard - Low concern   <u>PBT Assessment:</u> Does not meet screening criteria for toxicity.</p>

**Table 1**  
**Evaluation of Standard Hydraulic Fracturing System Chemicals**  
**Beetaloo McArthur Basin Hydraulic Fracturing Fluid System - Chemical Risk Assessment**

Chemical Name	CAS Number	Density (kg/L)	Volume of Chemical (L)	Volume Fraction (% v/v)	Chemical Mass in Fluid (kg)	Mass Fraction (% w/w)	Concentration in Injected Fluid (mg/L)	Ecotoxicity <sup>1</sup>	Toxicity <sup>1</sup>
Potassium chloride	7447-40-7	1.984	2258	0.164%	4479.94281	0.00082721	8.272	<u><b>Aquatic Toxicity</b></u> <u>Acute Aquatic - Fish</u> -96-hr LC <sub>50</sub> <i>Simephales promelas</i> - 880 mg/L <u>Acute Aquatic - Invertebrate</u> -48-hr EC <sub>50</sub> <i>Daphnia magna</i> - 660 mg/L -48-hr EC <sub>50</sub> <i>Ceriodaphnia dubia</i> - 630 mg/L <u>Acute Aquatic - Algae and other plants</u> -72-hr EC <sub>50</sub> <i>Scenedesmus subspicatus</i> - >100 mg/L  <u><b>Chronic Aquatic - Invertebrate</b></u> -7-day NOEC in a fathead minnow is 500 mg/L  <u><b>Terrestrial Toxicity</b></u> -No data available.  PNEC <sub>water</sub> - 0.1 mg/L (algae) PNEC <sub>soil</sub> -not derived	<u><b>Qualitative Assessment:</b></u> Human Health Hazard - Low concern Ecological Hazard - Low concern  <u><b>PBT Assessment:</b></u> Does not meet screening criteria for toxicity.
Silica dioxide	112926-00-8	2.63	0.68	0.000049%	1.79058809	1.88153E-07	0.002	PNEC <sub>water</sub> - not derived PNEC <sub>soil</sub> - not derived	<u><b>Qualitative Assessment:</b></u> Human Health Hazard - Low concern Ecological Hazard - Low concern  <u><b>PBT Assessment:</b></u> Does not meet screening criteria for toxicity.
Siloxanes and Silicones, di-Me, reaction products with silica	67762-90-7	2	29	0.00214%	58.93886148	1.07095E-05	0.107	PNEC <sub>water</sub> - not derived PNEC <sub>soil</sub> - not derived	<u><b>Qualitative Assessment:</b></u> Human Health Hazard - Low concern Ecological Hazard - Low concern  <u><b>PBT Assessment:</b></u> Does not meet screening criteria for toxicity.

**Table 1**  
**Evaluation of Standard Hydraulic Fracturing System Chemicals**  
**Beetaloo McArthur Basin Hydraulic Fracturing Fluid System - Chemical Risk Assessment**

Chemical Name	CAS Number	Density (kg/L)	Volume of Chemical (L)	Volume Fraction (% v/v)	Chemical Mass in Fluid (kg)	Mass Fraction (% w/w)	Concentration in Injected Fluid (mg/L)	Ecotoxicity <sup>1</sup>	Toxicity <sup>1</sup>
Sorbitan, mono-9-octadecenoate, (Z)	1338-43-8	0.986	25	0.00182%	24.65	1.84285E-05	0.18	<p><b>Aquatic Toxicity</b>  -96-hr LL<sub>50</sub> <i>Salmo gairdneri</i> - &gt;1,000 [WAF] mg/L  -96-hr LL<sub>50</sub> <i>Oryzias latipes</i> - &gt;1,000 [WAF] mg/L  -48-hr EL<sub>50</sub> <i>Daphnia magna</i> - &gt;1,000 [WAF] mg/L  -72-hr EL<sub>50</sub> <i>Pseudokirchneriella subcapitata</i> - &gt;1,000 [WAF] mg/L</p> <p><b>Chronic Aquatic - Invertebrate</b>  -21-day NOELR (no-observed-effect-loading-rate) in a <i>Daphnia</i> reproduction test for sorbitan stearate (CAS No. 1338-41-6) is 16 mg/L WAF (ECHA) [Kl. score = 2].  -72-hr NOELR (no-observed-effect-loading-rate) to <i>Pseudokirchneriella subcapitata</i> for sorbitan stearate was 560 mg/L [WAF] (ECHA) [Kl. score = 1].</p> <p><b>Terrestrial Toxicity</b>  -No data available.</p> <p><b>PNEC<sub>water</sub></b> - 0.32 mg/L WAF  <b>PNEC<sub>soil</sub></b> -10 mg/kg soil dry weight</p>	<p><b>Qualitative Assessment:</b>  Human Health Hazard - Low concern  Ecological Hazard - Low concern</p> <p><b>PBT Assessment:</b> Does not meet screening criteria for toxicity.</p>
Sodium bisulfite	7631-90-5	1.348	25	0.00179%	33.15920608	1.32633E-05	0.13	<p><b>Aquatic Toxicity</b>  <b>Acute Aquatic - Fish</b>  -96-hr LC<sub>50</sub> (Potassium sulfite) <i>Leuciscus idus</i> - 316 mg/L  -96-hr LC<sub>50</sub> (Sodium pyrosulfite) <i>Salmo gairdneri</i> - 147-215 mg/L  -96-hr LC<sub>50</sub> (Potassium metabisulfite) <i>Brachydanio rerio</i> - 147-215 mg/L  <b>Acute Aquatic - Invertebrate</b>  -48-hr EC<sub>50</sub> (Sodium disulfite) <i>Daphnia magna</i> - 88.8 mg/L  <b>Acute Aquatic - Algae and other aquatic plants</b>  -96-hr EC<sub>50</sub> (Sodium disulfite) <i>S. subspicatus</i> - 43.9 mg/L  -72-hr EC<sub>10</sub> (Sodium disulfite) <i>S. subspicatus</i> - 33.3 mg/L  <b>Chronic Aquatic - fish</b>  -34-day NOEC (Sodium sulfite) <i>Danio rerio</i> - &gt;316 mg/L  <b>Chronic Aquatic - Invertebrate</b>  -21-day NOEC (Sodium sulfite) <i>Daphnia magna</i> - &gt;10 mg/L</p> <p><b>Terrestrial Toxicity</b>  No terrestrial studies located.</p> <p><b>PNEC<sub>water</sub></b> - 0.8 mg/L (lowest reported NOEC for invertebrates)  <b>PNEC<sub>soil</sub></b> - not derived because not expected to adsorb to soil</p>	<p><b>Qualitative Assessment:</b>  Human Health Hazard - Low concern  Ecological Hazard - Harmful to aquatic life.</p> <p><b>PBT Assessment:</b> Does not meet the criteria for toxicity.</p>
Sodium carbonate	497-19-8	2.54	0.59	0.000043%	1.503750619	1.69408E-07	0.002	<p><b>Aquatic Toxicity</b>  <b>Acute Aquatic - Fish</b>  -96-hr LC<sub>50</sub> Bluegill sunfish - 300 mg/L  -96-hr LC<sub>50</sub> Mosquitofish - 740 mg/L  -24-hr LC<sub>50</sub> Bluegill sunfish - 385 mg/L  -50-hr LC<sub>50</sub> Molly - 297 mg/L  <b>Acute Aquatic - Invertebrate</b>  -48-hr EC<sub>50</sub> <i>Ceriodaphnia dubia</i> - 200 - 227 mg/L</p> <p><b>Terrestrial Toxicity</b>  No terrestrial toxicity studies identified.</p> <p><b>PNEC<sub>water</sub></b> - not derived  <b>PNEC<sub>soil</sub></b> - not derived</p>	<p><b>Qualitative Assessment:</b>  Human Health Hazard - Eye irritant  Ecological Hazard - Low concern</p> <p><b>PBT Assessment:</b> Does not meet the screening criteria for toxicity.</p>



**Table 1**  
**Evaluation of Standard Hydraulic Fracturing System Chemicals**  
**Beetaloo McArthur Basin Hydraulic Fracturing Fluid System - Chemical Risk Assessment**

Chemical Name	CAS Number	Density (kg/L)	Volume of Chemical (L)	Volume Fraction (% v/v)	Chemical Mass in Fluid (kg)	Mass Fraction (% w/w)	Concentration in Injected Fluid (mg/L)	Ecotoxicity <sup>1</sup>	Toxicity <sup>1</sup>
Sodium Chloride	7647-14-5	2.165	355	0.0258%	768.7959395	0.000119212	1.19	PNEC <sub>water</sub> - not derived PNEC <sub>soil</sub> - not derived	PBT Assessment: Does not meet the screening criteria for toxicity.
Sodium diacetate	126-96-5	1.5	25	0.00182%	37.5	1.21137E-05	0.12	<p><b>Aquatic Toxicity</b> - on Sodium Acetate and Potassium Acetate</p> <p>-96-hr LC<sub>50</sub> <i>Brachydanio rerio</i> - &gt;100 mg/L</p> <p>-48-hr EC<sub>50</sub> <i>Daphnia magna</i> - Sodium acetate - &gt;1,000 and 1,730* mg/L. *Values converted to sodium diacetate using the molecular weights of sodium acetate (82.03 g/mol), potassium acetate (98.15 g/mol), and sodium diacetate (142.09g/mol).</p> <p>-48-hr EC50 <i>Daphnia magna</i> - Potassium acetate - &gt;459.5 and 665* mg/L. *Values converted to sodium diacetate using the molecular weights of sodium acetate (82.03 g/mol), potassium acetate (98.15 g/mol), and sodium diacetate (142.09 g/mol).</p> <p>-72-hr EC<sub>50</sub> <i>Skeletonema costatum</i> - &gt;500 and 724* mg/L *Values converted to sodium diacetate using the molecular weights of sodium acetate (82.03 g/mol), potassium acetate (98.15 g/mol), and sodium diacetate (142.09 g/mol).</p> <p><b>Chronic Aquatic - Algae and other aquatic plants</b></p> <p>No studies are available.</p> <p><b>Terrestrial Toxicity</b></p> <p>No studies are available.</p> <p>PNEC<sub>water</sub> - 1.7 mg/L PNEC<sub>soil</sub> - 0.02 mg/kg soil dry weight</p>	<p><b>Qualitative Assessment:</b></p> <p>Human Health Hazard - Severe eye irritant Ecological Hazard - Low concern</p> <p>PBT Assessment: Does not meet the screening criteria for toxicity.</p>
Sodium hydroxide	1310-73-2	1.515	134	0.00973%	202.7890625	6.42164E-05	0.64	<p><b>Aquatic Toxicity</b></p> <p><b>Acute Aquatic - Fish</b></p> <p>-24-hr LC<sub>50</sub> <i>Carassius auratus</i> - 160 mg/L</p> <p>-48-hr LC<sub>50</sub> <i>Leuciscus idus melanotus</i> - 189 mg/L</p> <p>-96-hr LC<sub>50</sub> <i>Gambusia affinis</i> - 125 mg/L</p> <p><b>Acute Aquatic - Invertebrate</b></p> <p>-48-hr EC<sub>50</sub> <i>Ceriodaphnia cf. dubia</i> - 40 mg/L</p> <p>-toxicity threshold of NaOPH for <i>Daphnia magna</i> - 40 mg/L to 240 mg/L</p> <p><b>Terrestrial Toxicity</b></p> <p>No terrestrial toxicity studies identified.</p> <p>PNEC<sub>water</sub> - not derived PNEC<sub>soil</sub> - not derived</p>	<p><b>Qualitative Assessment:</b></p> <p>Human Health Hazard - Corrosive Ecological Hazard - Low concern</p> <p>PBT Assessment: Does not meet the screening criteria for toxicity.</p>

**Table 1**  
**Evaluation of Standard Hydraulic Fracturing System Chemicals**  
**Beetaloo McArthur Basin Hydraulic Fracturing Fluid System - Chemical Risk Assessment**

Chemical Name	CAS Number	Density (kg/L)	Volume of Chemical (L)	Volume Fraction (% v/v)	Chemical Mass in Fluid (kg)	Mass Fraction (% w/w)	Concentration in Injected Fluid (mg/L)	Ecotoxicity <sup>1</sup>	Toxicity <sup>1</sup>
Sodium iodide	7681-82-5	3.665	0.31	0.000023%	1.15108751	6.22855E-08	0.001	<p><b>Aquatic Toxicity</b>  <u>Acute Aquatic</u>  -48-hr EC<sub>50</sub> <i>Daphnia magna</i> - 0.17 mg/L  -96-hr LC<sub>50</sub> <i>Danio rerio</i> - &gt;100 mg/L</p> <p><u>Chronic Toxicity</u> -  -21-day NOEC in a <i>Daphnia</i> reproduction test is 91 mg/L (ECHA) [Kl. score = 2]. In another <i>Daphnia</i> reproduction test, the 21-day NOEC was 14 mg/L (ECHA) [Kl. score = 2].  -8-day LOEC to green algae <i>Scenedesmus quadricauda</i> was 2,370 mg/L (ECHA) [Kl. score = 2].</p> <p><u>Terrestrial Toxicity</u>  No studies are available</p> <p>PNEC<sub>water</sub> - 0.0034 mg/L  PNEC<sub>soil</sub> - not derived</p>	<p><u>Qualitative Assessment:</u>  Human Health Hazard - Skin/eye irritant. Repeated exposures may cause thyroid gland toxicity.  Ecological Hazard - Very toxic to aquatic life</p> <p><u>PBT Assessment:</u> Does meet the screening criteria for toxicity.</p>
Sodium perborate tetrahydrate	10486-00-7	1.73	244	0.0177%	421.3408928	0.000102322	1.02	<p><b>Aquatic Toxicity</b>  <u>Chronic Aquatic - Fish</u>  -32-day LOEC - <i>Oncorhynchus mykiss</i> 0.04 mg/L to 27.6 mg/L  -87-day NOEC - <i>Oncorhynchus mykiss</i> 2.1 mg/L  <u>Chronic Aquatic - Invertebrate</u>  -21-day MATC - <i>Daphnia magna</i> 4.665 mg/L  -21-day LC<sub>50</sub> - <i>Daphnia magna</i> 6 mg/L  <u>Chronic Aquatic - Algae and other aquatic plants</u>  14-day NOEC- <i>Chlorella pyrenoidosa</i> 0.4 mg/L  14-day NOEC- <i>Chlorella vulgaris</i> 5.2 mg/L</p> <p>PNEC<sub>water</sub> - 0.37 mg/L (ANZECC water quality guideline)  PNEC<sub>soil</sub> - not derived</p>	<p><u>Qualitative Assessment:</u>  Human Health Hazard - Severe eye irritant; known or presumed human reproductive toxicant.  Ecological Hazard - moderate concern.</p> <p><u>PBT Assessment:</u> Does meet the screening criteria for toxicity.</p>
Sodium persulfate	7775-27-1	1.68	5.0	0.00037%	8.481236905	2.18407E-06	0.02	<p><b>Aquatic Toxicity</b>  <u>Acute Aquatic - Fish</u>  -96-hr LC<sub>50</sub> - <i>Oncorhynchus mykiss</i> 163 mg/L  <u>Acute Aquatic - Invertebrate</u>  -48-hr EC<sub>50</sub> - <i>Daphnia magna</i> 133 mg/L  Acute Aquatic - Algae and other aquatic plants  2-hr LC50 - <i>Selenastrum capricornutum</i> 116 mg/L</p> <p>No chronic studies available.</p> <p>PNEC<sub>water</sub> - 1.2 mg/L (acute algae)  PNEC<sub>soil</sub> - not derived</p>	<p><u>Qualitative Assessment:</u>  Human Health Hazard - Skin and respiratory sensitizer; irritant  Ecological Hazard -low concern.</p> <p><u>PBT Assessment:</u> Does meet the screening criteria for toxicity.</p>

**Table 1**  
**Evaluation of Standard Hydraulic Fracturing System Chemicals**  
**Beetaloo McArthur Basin Hydraulic Fracturing Fluid System - Chemical Risk Assessment**

Chemical Name	CAS Number	Density (kg/L)	Volume of Chemical (L)	Volume Fraction (% v/v)	Chemical Mass in Fluid (kg)	Mass Fraction (% w/w)	Concentration in Injected Fluid (mg/L)	Ecotoxicity <sup>1</sup>	Toxicity <sup>1</sup>
Sodium polyacrylate	9003-04-7	1.32	121	0.00877%	159.3024862	6.64509E-05	0.66	<p><b>Aquatic Toxicity</b>  toxicity studies for MW 4,500 shown because these MW polymers are most commonly used for detergents. For additional toxicity studies, refer to the dossier.</p> <p><b>Acute Aquatic - Fish</b>  -96-hr LC<sub>50</sub> - <i>Lepomis macrochirus</i> &gt;1,000 mg/L  -96-hr LC<sub>50</sub> - <i>Lepomis macrochirus</i> &gt;1,000 mg/L</p> <p><b>Acute Aquatic - Invertebrate</b>  -48-hr EC<sub>50</sub> - <i>Daphnia magna</i> &gt;200 mg/L  -48-hr EC<sub>50</sub> - <i>Daphnia magna</i> &gt;1,000 mg/L</p> <p><b>Chronic Aquatic - Fish</b>  -32-d NOEC - <i>Pimephales promelas</i> 56 mg/L  -28-d NOEC - <i>Brachydanio rerio</i> &gt;450 mg/L</p> <p><b>Chronic Aquatic - Invertebrate</b>  -21-d NOEC - <i>Daphnia magna</i> &gt;450 mg/L  -21-d NOEC - <i>Daphnia magna</i> 58 mg/L  -21-d NOEC - <i>Daphnia magna</i> 12 mg/L</p> <p><b>Chronic Aquatic - Algae and other aquatic plants</b>  -96-hr NOEC <i>Scenedesmus. subspicatus</i> - 480 mg/L</p> <p><b>Terrestrial Toxicity</b>  -14-d EC<sub>0</sub> - (4,500 Mean MW sodium polyacrylate) <i>Eisenia foetida foetida</i> 1,000 mg/L  -28-d EC<sub>10</sub> - (4,500 Mean MW sodium polyacrylate) Nitrogen transformation (soil microorganisms) &gt;2,500 mg/L  -28-d EC<sub>10</sub> - (4,500 Mean MW sodium polyacrylate) Carbon transformation (soil microorganisms) &gt;2,500 mg/L</p> <p><b>PNEC<sub>water</sub></b> - 1.2 mg/L (lowest reported NOEC for invertebrates)  <b>PNEC<sub>soil</sub></b> - 25 mg/kg soil dry weight (lowest reported long-term NOEC for soil microorganisms)</p>	<p><b>Qualitative Assessment:</b>  Human Health Hazard - Low concern  Ecological Hazard - Low concern</p> <p><b>PBT Assessment:</b> Does not meet the screening criteria for toxicity.</p>
Sodium Sulfate	7757-82-6	2.7	10	0.00073%	27.18958846	2.71083E-06	0.03	<p><b>Aquatic Toxicity</b>  <b>Acute Aquatic</b>  -48-hr EC<sub>50</sub> <i>Daphnia magna</i> - 4,736* mg/L  -96-hr LC<sub>50</sub> <i>Pimephales promelas</i> - 7,960 mg/L  * Standard test conditions: 100 mg CaCO<sub>3</sub>/L and Ca:Mg ratio of 0.7.</p> <p><b>Chronic Toxicity</b>  -7-day LOEC from a <i>Ceriodapnia dubia</i> reproduction study, in which the test media contained varying degrees of water hardness, was 1329 mg/L. The NOEC was determined to be approximately 1,109 mg/L extrapolated from a graph (Soucek, 2007).</p> <p><b>Terrestrial Toxicity</b>  No adequate studies were located.</p> <p><b>PNEC<sub>water</sub></b> - 11 mg/L  <b>PNEC<sub>soil</sub></b> - no reliable experimental data available  <b>PNEC<sub>sedunet</sub></b> - no reliable experimental data available</p>	<p><b>Qualitative Assessment:</b>  Human Health Hazard - Low concern  Ecological Hazard - Low concern</p> <p><b>PBT Assessment:</b> Does not meet the criteria for toxicity.</p>

**Table 1**  
**Evaluation of Standard Hydraulic Fracturing System Chemicals**  
**Beetaloo McArthur Basin Hydraulic Fracturing Fluid System - Chemical Risk Assessment**

Chemical Name	CAS Number	Density (kg/L)	Volume of Chemical (L)	Volume Fraction (% v/v)	Chemical Mass in Fluid (kg)	Mass Fraction (% w/w)	Concentration in Injected Fluid (mg/L)	Ecotoxicity <sup>1</sup>	Toxicity <sup>1</sup>
Sodium Sulfite	7757-83-7	2.63	1.5	0.00011%	4.062140805	4.26845E-07	0.0043	<p><b>Aquatic Toxicity</b>  <u>Acute Aquatic - Fish</u>  -96-hr LC<sub>50</sub> Golden Orfe - 316 mg/L  <u>Acute Aquatic - Invertebrate</u>  -48-hr EC<sub>50</sub> <i>Daphnia magna</i> - 89* (59) mg/L  -72-hr LC<sub>50</sub> <i>Desmodesmus subspicatus</i> - 43.8* (29)mg/L  * test substance sodium disulfite; adjusted concentration for sodium sulfite in parentheses</p> <p><b>Chronic Toxicity</b>  -34-day NOEC zebra fish &gt;316 mg/L.  -21-day NOEC <i>Daphnia magna</i> &gt;10* (6.6) mg/L  EC<sub>10</sub> <i>Desmodesmus subspicatus</i> 33.3* (22) mg/L  * test substance sodium disulfite; adjusted concentration for sodium sulfite in parentheses</p> <p><b>Terrestrial Toxicity</b>  No adequate studies were located.</p> <p><b>PNEC<sub>water</sub></b> - 0.7 mg/L (NOEC for invertebrates)  <b>PNEC<sub>soil</sub></b> - not derived</p>	<p><u>Qualitative Assessment:</u>  Human Health Hazard - Low concern  Ecological Hazard - Harmful to aquatic life.</p> <p><u>PBT Assessment:</u> Does not meet the criteria for toxicity.</p>
Sodium thiosulfate	7772-98-7	1.69	218	0.0158%	368.2601351	9.37147E-05	0.94	<p><b>Aquatic Toxicity</b>  <u>Acute Aquatic</u>  -96-hr LC<sub>50</sub> <i>Lepomis macrochirus</i> - 510 mg/L  -96-hr LC<sub>50</sub> <i>Salmo gairdneri</i> - 770 mg/L  -72-hr EC<sub>50</sub> <i>Pseudokirchneriella subcapitata</i> - &gt;100 mg/L  -48-hr EC<sub>50</sub> <i>Daphnia magna</i> - 230 mg/L</p> <p><b>Chronic Studies</b>  - No data are available.</p> <p><b>Terrestrial Toxicity</b>  - No studies are available</p> <p><b>PNEC<sub>water</sub></b> - 1.0 mg/L  <b>PNEC<sub>soil</sub></b> - No data available</p>	<p><u>Qualitative Assessment:</u>  Human Health Hazard - Low concern  Ecological Hazard - Low concern</p> <p><u>PBT Assessment:</u> Does not meet the criteria for toxicity.</p>
Sorbitan monooleate polyoxyethylene derivative	9005-65-6	0.95	25	0.00182%	23.75	1.91268E-05	0.19	<p><b>Aquatic Toxicity</b>  <u>Acute Aquatic</u>  -72-hr EL<sub>50</sub> <i>Pseudokirchneriella subcapitata</i> - 58.84 [WAF] mg/L  -96-hr LL<sub>50</sub> <i>Brachydanio rerio</i> - &gt;100 [WAF] mg/L</p> <p><b>Chronic Toxicity -</b>  -21-day NOELR (No-Observed-Effect-Loading-Rate) for sorbitan monolaurate, ethoxylated (1-6.5 moles ethoxylated) [CAS No. 9005-64-5] in a <i>Daphnia</i> reproduction test was 10 mg/L WAF (ECHA) [KI. score = 2].  -72-hr EL10 for sorbitan monolaurate, ethoxylated (1-6.5 moles ethoxylated) [CAS No. 9005-64-5] to <i>Pseudokirchneriella subcapitata</i> is 19.05 mg/L WAF (ECHA) [KI. score = 2].</p> <p><b>Terrestrial Toxicity</b>  No studies are available</p> <p><b>PNEC<sub>water</sub></b> - 0.2 mg/L  <b>PNEC<sub>soil</sub></b> - 2.1 to 3.4 mg/kg soil dry weight.</p>	<p><u>Qualitative Assessment:</u>  Human Health Hazard - Low concern  Ecological Hazard - Low concern</p> <p><u>PBT Assessment:</u> Does not meet the criteria for toxicity.</p>

**Table 1**  
**Evaluation of Standard Hydraulic Fracturing System Chemicals**  
**Beetaloo McArthur Basin Hydraulic Fracturing Fluid System - Chemical Risk Assessment**

Chemical Name	CAS Number	Density (kg/L)	Volume of Chemical (L)	Volume Fraction (% v/v)	Chemical Mass in Fluid (kg)	Mass Fraction (% w/w)	Concentration in Injected Fluid (mg/L)	Ecotoxicity <sup>1</sup>	Toxicity <sup>1</sup>
Tributyl tetradecyl phosphonium chloride	81741-28-8	0.95	38	0.00273%	35.625	2.86902E-05	0.29	<p><b>Aquatic Toxicity</b>  <u>Acute Aquatic - Fish</u>  -96-hr LC50 Bluegill sunfish - 0.0586 mg/L  -96-hr LC50 Common carp - 0.087 mg/L  -96-hr LC50 Rainbow trout - 0.490 mg/L  -96-hr LC50 Rainbow trout - 0.200 mg/L  <u>Acute Aquatic - Invertebrate</u>  -48-hr EC50 Daphnia magna - 0.0252 mg/L  <u>Acute Aquatic - Algae and other aquatic plants</u>  -72-hr EC50 Selenastrum capricornutum - 0.019 mg/L</p> <p><b>Terrestrial Toxicity</b>  -8-d dietary LC50 Bobwhite Quail 4,215 ppm  -8-d dietary NOEC Bobwhite Quail 1,980 ppm  -8-d dietary LC50 Mallard Duck 3,663 ppm  -8-d dietary NOEL Mallard Duck 1,780 ppm  -14-d oral gavage LD50 Mallard Duck 232 mg/kg  -14-d oral gavage NOEL Mallard Duck &lt;178 mg/kg</p> <p><b>PNECwater</b> -0.000019 mg/L (lowest E(L)C50 values for acute results)  <b>PNECsoil</b> - 13 mg/kg soil dry weight (equilibrium partitioning method)</p>	<p><u>Qualitative Assessment:</u>  Human Health Hazard - Corrosive; very high acute inhalation toxicity  Ecological Hazard - Very toxic to aquatic life. Very toxic to aquatic life with long lasting effects.</p> <p><u>PBT Assessment:</u> Does meet the criteria for toxicity.</p>
Triethanol amine	102-71-6	1.12	72	0.00525%	80.9375	4.68965E-05	0.47	<p><b>Aquatic Toxicity</b>  <u>Acute Aquatic - Fish</u>  -96-hr LC<sub>50</sub> <i>Pimephales promelas</i> - 11,800 mg/L  <u>Acute Aquatic - Invertebrate</u>  -48-hr EC<sub>50</sub> <i>Ceriodaphnia dubia</i> - 610 mg/L  <u>Acute Aquatic - Algae and other aquatic plants</u>  -72-hr EC<sub>50</sub> <i>Desmodesmus subspicatus</i> - 512 mg/L (neutralised), 216 (un-neutralised)  -EC<sub>10</sub> - <i>Desmodesmus subspicatus</i> 26 mg/L (neutralised)</p> <p><u>Chronic Aquatic</u>  -21 day NOEC Daphnia 16 mg/L (mortality), 125 mg/L (reproduction rate), 250 mg/L (reproduction on appearance of first offspring)</p> <p><b>Terrestrial Toxicity</b>  No studies available</p> <p><b>PNECwater</b> -0.32 mg/L (lowest EC<sub>10</sub> daphnia)  <b>PNECsoil</b> - 0.04 mg/kg soil dry weight (equilibrium partitioning method)</p>	<p><u>Qualitative Assessment:</u>  Human Health Hazard - Low concern  Ecological Hazard - Low concern</p> <p><u>PBT Assessment:</u> Does not meet the criteria for toxicity.</p>
Ulexite	1319-33-1	1.4	152	0.0110%	212.5317259	7.88123E-05	0.79	<p>No aquatic or mammalian toxicity studies available.</p> <p><b>PNEC<sub>water</sub></b> - not derived  <b>PNEC<sub>soil</sub></b> - not derived</p>	<p><u>Qualitative Assessment:</u>  Human Health Hazard - Low concern  Ecological Hazard - Low concern</p> <p><u>PBT Assessment:</u> Does not meet the criteria for toxicity.</p>

**Table 1**  
**Evaluation of Standard Hydraulic Fracturing System Chemicals**  
**Beetaloo McArthur Basin Hydraulic Fracturing Fluid System - Chemical Risk Assessment**

Chemical Name	CAS Number	Density (kg/L)	Volume of Chemical (L)	Volume Fraction (% v/v)	Chemical Mass in Fluid (kg)	Mass Fraction (% w/w)	Concentration in Injected Fluid (mg/L)	Ecotoxicity <sup>1</sup>	Toxicity <sup>1</sup>
Tracer - CFT (fluorobenzoic acids)  (APW 001, APW 002, APW 003, APW 004, APW 005, APW 006, APW 007, APW 008, APW 009, APW 010, APW 011, APW 013, APW 014, APW 015, APW 016, APW 017, APW 018, APW 019, APW 020, APW 022, APW 023, APW 031, APW 035, APW 037, APW 039, APW 041, APW 046, APW 047, APW 048, APW 050)	“Commercial-in-Confidence”	1.05	650 grams	NA	0.67 mg/kg	NA	0.70	<b>Aquatic Toxicity</b> No toxicity studies available. Estimated E(L)C50 values range from 40 mg/L to >2000 mg/L.  <b>PNECwater</b> - range from 0.043 mg/L to 2.045 mg/L <b>PNECsoil</b> - not derived	<b>PBT Assessment:</b> Does not meet the criteria for toxicity
Tracers - GFT (perfluorocarbons) (APG 001,APG 002,APG 003,APG 004,APG 005,APG 006,APG 007,APG 008,APG 009,APG 010,APG 011,APG 012,APG 013,APG 014,APG 015)	“Commercial-in-Confidence”	1.787	260 grams	NA	0.26 (mg/kg)	NA	0.46	<b>Aquatic Toxicity</b> No toxicity studies available. Estimated E(L)C50 values are higher than the saturable concentrations. Therefore, the GFT tracers are predicted to be non-toxic to aquatic life.  <b>PNECwater</b> - not derived <b>PNECsoil</b> - not derived	<b>Qualitative Assessment:</b> Human Health Hazard - Low concern Ecological Hazard - Low concern  <b>PBT Assessment:</b> Does not meet the criteria for toxicity
Tracers - Water Flow Assurance (APFAW 001, APFAW 002)	“Commercial-in-Confidence”	1.23		0.01230%		0.0001	1.00	<b>Aquatic Toxicity</b> APFAW-001 - E(L)C50 or NOEC Acute fish - 87 mg/L APFAW-002 - E(L)C50 or NOEC Acute fish - 120 mg/L  <b>PNECwater</b> - range from 0.9 mg/L to 1.2 mg/L <b>PNECsoil</b> - range from 1.2 mg/L to 84.8 mg/L	<b>Qualitative Assessment:</b> Human Health Hazard - Low concern Ecological Hazard - APFAW001 - Harmful to aquatic life; APFAW002 - Low concern  <b>PBT Assessment:</b> Does not meet the criteria for toxicity

**Table 1**  
**Evaluation of Standard Hydraulic Fracturing System Chemicals**  
**Beetaloo McArthur Basin Hydraulic Fracturing Fluid System - Chemical Risk Assessment**

Chemical Name	CAS Number	Biodegradation <sup>1</sup>	Bioaccumulative <sup>1</sup>	Screening	Discussion	Outcome of Tier 2 Assessment <sup>1</sup>
1,4-Dioxane-2,5-dione, 3,6-dimethyl-, (3R,6R)-, polymer with rel-(3R,6S)-3,6-dimethyl-1,4-dioxane-2,5-dione and (3S,6S)-3,6-dimethyl-1,4-dioxane-2,5-dione	9051-89-2	<u>PBT Assessment:</u> Does not meet the screening criteria for persistence.	<u>PBT Assessment:</u> Does not meet the screening criteria for bioaccumulation.	Tier 1	<u>PBT Assessment:</u> The overall conclusion is that 1,4-Dioxane-2,5-dione, 3,6-dimethyl-, (3R,6R)-, polymer with rel-(3R,6S)-3,6-dimethyl-1,4-dioxane-2,5-dione and (3S,6S)-3,6-dimethyl-1,4-dioxane-2,5-dione is not a PBT substance  <u>Management:</u> No additional management required, Tier 1 screening satisfied.	NA
Acetic acid	64-19-7	<u>Environmental Hazard Assessment:</u> Readily biodegradable  <u>PBT Assessment:</u> Does not meet the screening criteria for persistence.	Low Kow is -0.17  <u>PBT Assessment:</u> Does not meet the screening criteria for bioaccumulation.	Tier 1	<u>NICNAS Assessment (2018)</u> <u>Human Health</u> - potentially harmful to public health in event of transport spill. - potentially harmful to workers health in event of industrial incident <u>Environment</u> -unlikely to cause harm to environment  <u>PBT Assessment:</u> The overall conclusion is that acetic acid is not a PBT substance.  <u>Management:</u> Implementation of Constraints Protocol in EMP will be required to prevent accidental discharge/release. Australia WorkSafe and Santos Occupational Health & Safety procedures will be used to minimise human health exposure. Therefore, a Tier 2 assessment was not warranted.	NA
Acrylamide acrylate copolymer	9003-06-9	<u>Environmental Fate Property:</u> Not biodegradable  <u>PBT Assessment:</u> Does meet the criteria for persistence.	<u>Environmental Fate Property:</u> Not expected to bioaccumulate because of poor water solubility and high molecular weight  <u>PBT Assessment:</u> Does not meet screening criteria for bioaccumulation	Tier 1 (NICNAS/PBT)	NICNAS assessed in an IMAP Tier 1 assessment and considers it a "polymer identified as low concern to human health by application of expert validated rules"  <u>PBT Assessment:</u> The overall conclusion is that acrylamide/sodium acrylate copolymer is not a PBT substance  <u>Management:</u> No additional management required, Tier 1 screening satisfied.	NA

**Table 1**  
**Evaluation of Standard Hydraulic Fracturing System Chemicals**  
**Beetaloo McArthur Basin Hydraulic Fracturing Fluid System - Chemical Risk Assessment**

Chemical Name	CAS Number	Biodegradation <sup>1</sup>	Bioaccumulative <sup>1</sup>	Screening	Discussion	Outcome of Tier 2 Assessment <sup>1</sup>
Acrylamide, sodium acrylate polymer	25987-30-8	<u>Environmental Fate Property:</u> Not biodegradable  <u>PBT Assessment:</u> Does meet the criteria for persistence.	<u>Environmental Fate Property:</u> Not expected to bioaccumulate because of poor water solubility and high molecular weight  <u>PBT Assessment:</u> Does not meet criteria for bioaccumulation	Tier 1 (NICNAS/PBT)	NICNAS assessed in an IMAP Tier 1 assessment and considers it a "polymer identified as low concern to human health by application of expert validated rules"  <u>PBT Assessment:</u> The overall conclusion is that acrylamide/sodium acrylate copolymer is not a PBT substance  <u>Management:</u> No additional management required, Tier 1 screening satisfied.	NA
Acrylonitrile	107-13-1	<u>Environmental Fate Property:</u> Inherently biodegradable	<u>PBT Assessment:</u> Does not meet criteria for bioaccumulation	Tier 1 (PBT/Exposure Assessment)	<u>PBT Assessment:</u> The overall conclusion is that acrylonitrile is not a PBT substance.  Qualitative Assessment indicated human health hazard of skin/respiratory irritant, acute toxicity via oral, dermal, and inhalation pathway; and, carcinogenic to animals.  The estimated injected concentration did not exceed the ecotoxicity values or PNECs for this receptor. However, this chemical is inherently biodegradable, does not bioaccumulate, and does not meet the PBT criteria for toxicity to aquatic organisms. Additionally, the potential exposure to aquatic receptors is considered incomplete (refer to text). Therefore, a Tier 2 assessment was not warranted.  <u>Management:</u> Implementation of Constraints Protocol in EMP will be required to prevent accidental discharge/release. Australia WorkSafe and Santos Occupational Health & Safety procedures will be used to minimise human health exposure.	NA
Alcohols, C10-16, ethoxylated propoxylated	69227-22-1	<u>Environmental Fate Property:</u> Readily biodegradable  <u>PBT Assessment:</u> Does not meet the screening criteria for persistence.	<u>Environmental Fate Properties:</u> Log Kow range from <5 to 387.5  <u>PBT Assessment:</u> Does not meet the screening criteria for bioaccumulation.	Tier 1 (PBT/Exposure Assessment)	<u>PBT Assessment:</u> The overall conclusion is that Alcohols, C10-16, ethoxylated propoxylated is not a PBT substance.  Qualitative Assessment indicated low concern to human health.  While the estimated injected concentration did exceed the ecotoxicity values or PNECs for this receptor. This chemical is readily biodegradable and does not bioaccumulate. Additionally, the potential exposure to aquatic receptors is considered incomplete (refer to text). Therefore, a Tier 2 assessment was not warranted.  <u>Management:</u> Implementation of Constraints Protocol in EMP will be required to prevent accidental discharge/release.	NA



**Table 1**  
**Evaluation of Standard Hydraulic Fracturing System Chemicals**  
**Beetaloo McArthur Basin Hydraulic Fracturing Fluid System - Chemical Risk Assessment**

Chemical Name	CAS Number	Biodegradation <sup>1</sup>	Bioaccumulative <sup>1</sup>	Screening	Discussion	Outcome of Tier 2 Assessment <sup>1</sup>
Alcohols, C12-15, ethoxylated	68131-39-5	<p><u>Environmental Fate Property:</u> Readily biodegradable</p> <p><u>PBT Assessment:</u> Does not meet the screening criteria for persistence.</p>	<p><u>Environmental Fate Properties:</u> Log Kow range from &lt;5 to 387.5</p> <p><u>PBT Assessment:</u> Does not meet the screening criteria for bioaccumulation.</p>	Tier 1 (PBT/Exposure Assessment)	<p><u>PBT Assessment:</u> The overall conclusion is that Alcohols, C12-15, ethoxylated is not a PBT substance.</p> <p>Qualitative Assessment indicated low concern to human health; however harmful effects to aquatic life.</p> <p>The estimated injected concentration did not exceed the ecotoxicity values or PNECs for this receptor. This chemical is readily biodegradable and does not bioaccumulate. Additionally, the potential exposure to aquatic receptors is considered incomplete (refer to text). Therefore, a Tier 2 assessment was not warranted.</p> <p><u>Management:</u> Implementation of Constraints Protocol in EMP will be required to prevent accidental discharge/release.</p>	NA
Alcohols, C12-16, ethoxylated	68551-12-2	<p><u>Environmental Fate Property:</u> Readily biodegradable</p> <p><u>PBT Assessment:</u> Does not meet the screening criteria for persistence.</p>	<p><u>Environmental Fate Properties:</u> Log Kow range from &lt;5 to 387.5</p> <p><u>PBT Assessment:</u> Does not meet the screening criteria for bioaccumulation.</p>	Tier 1 (PBT/Exposure Assessment)	<p><u>PBT Assessment:</u> The overall conclusion is that Alcohols, C12-16, ethoxylated is not a PBT substance.</p> <p>Qualitative Assessment indicated low concern to human health; however harmful effects to aquatic life.</p> <p>The estimated injected concentration did not exceed the ecotoxicity values or PNECs for this receptor. This chemical is readily biodegradable and does not bioaccumulate. Additionally, the potential exposure to aquatic receptors is considered incomplete (refer to text). Therefore, a Tier 2 assessment was not warranted.</p> <p><u>Management:</u> Implementation of Constraints Protocol in EMP will be required to prevent accidental discharge/release.</p>	NA
Alcohols, C6-12, ethoxylated propoxylated	68937-66-6	<p><u>Environmental Fate Property:</u> Readily biodegradable</p> <p><u>PBT Assessment:</u> Does not meet the screening criteria for persistence.</p>	<p><u>Environmental Fate Properties:</u> Log Kow range from &lt;5 to 387.5</p> <p><u>PBT Assessment:</u> Does not meet the screening criteria for bioaccumulation.</p>	Tier 1 (PBT/Exposure Assessment)	<p><u>PBT Assessment:</u> The overall conclusion is that Alcohols, C6-12, ethoxylated propoxylated is not a PBT substance.</p> <p>Qualitative Assessment indicated low concern to human health.</p> <p>While the estimated injected concentration did exceed the ecotoxicity values or PNECs for this receptor. This chemical is readily biodegradable and does not bioaccumulate. Additionally, the potential exposure to aquatic receptors is considered incomplete (refer to text). Therefore, a Tier 2 assessment was not warranted.</p> <p><u>Management:</u> Implementation of Constraints Protocol in EMP will be required to prevent accidental discharge/release.</p>	NA

**Table 1**  
**Evaluation of Standard Hydraulic Fracturing System Chemicals**  
**Beetaloo McArthur Basin Hydraulic Fracturing Fluid System - Chemical Risk Assessment**

Chemical Name	CAS Number	Biodegradation <sup>1</sup>	Bioaccumulative <sup>1</sup>	Screening	Discussion	Outcome of Tier 2 Assessment <sup>1</sup>
Amides, tall-oil fatty, N,N-bis(hydroxyethyl)	68155-28-4	<p><u>Environmental Fate Property:</u> Inherently biodegradable</p> <p><u>PBT Assessment:</u> Does not meet the screening criteria for persistence.</p>	<p><u>Environmental Fate Property:</u></p> <p><u>PBT Assessment:</u> Does not meet the screening criteria for bioaccumulation.</p>	Tier 1 (PBT/Exposure Assessment)	<p><b>PBT Assessment:</b> The overall conclusion is that Amides, tall-oil fatty, N,N-bis(hydroxyethyl) is not a PBT substance.</p> <p>Qualitative Assessment indicated human health hazard of skin/eye irritant.</p> <p>While the estimated injected concentration did exceed the ecotoxicity values or PNECs for this receptor. However, this chemical is readily biodegradable, does not bioaccumulate, and does not meet the PBT criteria for toxicity to aquatic organisms. Additionally, the potential exposure to aquatic receptors is considered incomplete (refer to text). Therefore, a Tier 2 assessment was not warranted.</p>	NA
Amine oxides, cocoalkyldimethyl	61788-90-7	<p><u>Environmental Fate Property:</u> Readily biodegradable</p> <p><u>PBT Assessment:</u> Does not meet the screening criteria for persistence.</p>	<p><u>Environmental Fate Property:</u></p> <p><u>PBT Assessment:</u> Does not meet the criteria for bioaccumulation</p>	Tier 2	<p><b>PBT Assessment:</b> The overall conclusion is that Amine oxides, cocoalkyldimethyl is not a PBT substance.</p> <p>Qualitative Assessment indicated human health hazard of skin/eye irritant.</p> <p>The estimated injected concentration did exceed the ecotoxicity values or PNECs for this receptor. However, this chemical is readily biodegradable, does not bioaccumulate, and does not meet the PBT criteria for toxicity to aquatic organisms. Additionally, the potential exposure to aquatic receptors is considered incomplete (refer to text).</p> <p>Chemicals with a high ecotoxicity hazard assessment have a potential avian wildlife exposure to chemicals stored in treatment tanks. Therefore a Tier 2 assessment was conducted for avian receptors.</p>	A quantitative risk characterisation was used to assess the risk to avian receptors from potential exposure to amine oxides, cocoalkyldimethyl (Attachment F). There were no unacceptable potential risks to avian receptors as a result of ingestion of waters stored in treatment tanks.
Benzaldehyde	100-52-7	<p><u>Environmental Fate Property:</u> Readily biodegradable</p> <p><u>PBT Assessment:</u> Does not meet the screening criteria for persistence.</p>	<p><u>Environmental Fate Property:</u></p> <p><u>PBT Assessment:</u> Does not meet the criteria for bioaccumulation</p>	Tier 1 (Qualitative Assessment/PBT)	<p><b>PBT Assessment:</b> The overall conclusion is that benzaldehyde is not a PBT substance.</p> <p>Qualitative assessment indicates that this chemical is of low concern to human health.</p> <p><b>Management:</b> No additional management required, Tier 1 screening satisfied.</p>	NA

**Table 1**  
**Evaluation of Standard Hydraulic Fracturing System Chemicals**  
**Beetaloo McArthur Basin Hydraulic Fracturing Fluid System - Chemical Risk Assessment**

Chemical Name	CAS Number	Biodegradation <sup>1</sup>	Bioaccumulative <sup>1</sup>	Screening	Discussion	Outcome of Tier 2 Assessment <sup>1</sup>
Butyl alcohol	71-36-3	<u>Environmental Fate Property:</u> Readily biodegradable  <u>PBT Assessment:</u> Does not meet the screening criteria for persistence.	<u>Environmental Fate Property:</u>  <u>PBT Assessment:</u> Does not meet the criteria for bioaccumulation	Tier 1 (Qualitative Assessment/PBT)	<u>PBT Assessment:</u> The overall conclusion is that butyl alcohol is not a PBT substance.  Qualitative Assessment indicated human health hazard of Skin irritant/Severe eye irritant.  <u>Management:</u> Australia WorkSafe and Santos Occupational Health & Safety procedures will be used to minimise human health exposure.	NA
Chlorous acid, sodium salt	7758-19-2	<u>Environmental Fate Property:</u> Readily biodegradable  <u>PBT Assessment:</u> Does not meet the screening criteria for persistence.	<u>PBT Assessment:</u> Does not meet the criteria for bioaccumulation (ionic species)	Tier 2	<u>PBT Assessment:</u> The overall conclusion is that butyl alcohol is not a PBT substance.  Qualitative Assessment indicated human health hazard of Skin irritant/Severe eye irritant.  Management: Implementation of Constraints Protocol in EMP will be required to prevent accidental discharge/release. Australia WorkSafe and Santos Occupational Health & Safety procedures will be used to minimise human health exposure.  Chemicals with a high ecotoxicity hazard assessment have a potential avian wildlife exposure to chemicals stored in treatment tanks. Therefore a Tier 2 assessment was conducted for avian receptors.	A quantitative risk characterisation was used to assess the risk to avian receptors from potential exposure to chlorous acid, sodium salt (Attachment F). There were no unacceptable potential risks to avian receptors as a result of ingestion of waters stored in treatment tanks.
Choline Chloride	67-48-1	<u>Environmental Fate Properties:</u> Readily biodegradable  <u>PBT Assessment:</u> Does not meet the screening criteria for persistence.	<u>Environmental Fate Properties:</u> Experimental log Kow is -3.77  <u>PBT Assessment:</u> Does not meet the criteria for bioaccumulation.	Tier 1 (NICNAS/PBT)	<u>NICNAS:</u> Identified as chemical of low concern for human health in National assessment of chemicals associated with coal seam gas extraction in Australia, Tech Report Number 11 (NICNAS, 2017)  <u>PBT Assessment:</u> The overall conclusion is that choline chloride is not a PBT substance.  <u>Management:</u> No additional management required, Tier 1 screening satisfied.	NA

**Table 1**  
**Evaluation of Standard Hydraulic Fracturing System Chemicals**  
**Beetaloo McArthur Basin Hydraulic Fracturing Fluid System - Chemical Risk Assessment**

Chemical Name	CAS Number	Biodegradation <sup>1</sup>	Bioaccumulative <sup>1</sup>	Screening	Discussion	Outcome of Tier 2 Assessment <sup>1</sup>
Cinnamaldehyde	104-55-2	<p><u>Environmental Fate Properties:</u> Readily biodegradable.</p> <p><u>PBT Assessment:</u> Does not meet the screening criteria for persistence.</p>	<p><u>Environmental Fate Properties:</u> log Kow is 2.107</p> <p><u>PBT Assessment:</u> cinnamaldehyde does not meet the screening criteria for bioaccumulation.</p>	Tier 1 (Qualitative Assessment/PBT)	<p><u>PBT Assessment:</u> The overall conclusion is that cinnamaldehyde is not a PBT substance.</p> <p>Qualitative Assessment indicated potential hazard to human health (e.g., skin irritant).</p> <p>The estimated injected concentration did exceed the ecotoxicity values or PNECs for this receptor. This chemical is readily biodegradable, does not bioaccumulate, and does not meet the PBT assessment criteria for toxicity. Additionally, the potential exposure to aquatic receptors is considered incomplete (refer to text). Therefore, a Tier 2 assessment was not warranted.</p> <p><u>Management:</u> Implementation of Constraints Protocol in EMP will be required to prevent accidental discharge/release. Australia WorkSafe and Santos Occupational Health &amp; Safety procedures will be used to minimise human health exposure.</p>	
Citric acid	77-92-9	<p><u>Environmental Fate Properties:</u> Readily biodegradable</p> <p><u>PBT Assessment:</u> Does not meet the screening criteria for persistence.</p>	<p>log Kow is -1.61 to -1.80</p> <p><u>PBT Assessment:</u> Does not meet the screening criteria for bioaccumulation.</p>	Tier 1 (NICNAS/PBT)	<p><u>NICNAS:</u> Identified as chemical of low concern for human health in National assessment of chemicals associated with coal seam gas extraction in Australia, Tech Report Number 11 (NICNAS, 2017)</p> <p><u>PBT Assessment:</u> The overall conclusion is that citric acid is not a PBT substance.</p> <p><u>Management:</u> No additional management required, Tier 1 screening satisfied.</p>	NA
Cocobetaine	61789-40-0	<p><u>Environmental Fate Properties:</u> Readily biodegradable</p> <p><u>PBT Assessment:</u> Does not meet the screening criteria for persistence.</p>	<p>BCF between 3 and 71</p> <p><u>PBT Assessment:</u> Does not meet the screening criteria for bioaccumulation.</p>	Tier 1 (Qualitative Assessment/PBT)	<p><u>PBT Assessment:</u> The overall conclusion is that cocobetaine is not a PBT substance.</p> <p>Qualitative Assessment indicated potential hazard to human health (e.g., skin irritant).</p> <p>The estimated injected concentration did exceed the ecotoxicity values or PNECs for this receptor. This chemical is readily biodegradable, does not bioaccumulate, and does not meet the PBT assessment criteria for toxicity. Additionally, the potential exposure to aquatic receptors is considered incomplete (refer to text). Therefore, a Tier 2 assessment was not warranted.</p> <p><u>Management:</u> Implementation of Constraints Protocol in EMP will be required to prevent accidental discharge/release. Australia WorkSafe and Santos Occupational Health &amp; Safety procedures will be used to minimise human health exposure.</p>	NA

**Table 1**  
**Evaluation of Standard Hydraulic Fracturing System Chemicals**  
**Beetaloo McArthur Basin Hydraulic Fracturing Fluid System - Chemical Risk Assessment**

Chemical Name	CAS Number	Biodegradation <sup>1</sup>	Bioaccumulative <sup>1</sup>	Screening	Discussion	Outcome of Tier 2 Assessment <sup>1</sup>
Crystalline silica, quartz	14808-60-7	<p><u>Environmental Fate Properties:</u> Not relevant</p> <p><u>PBT Assessment:</u> Does not meet the screening criteria for persistence.</p>	<p><u>Environmental Fate Properties:</u> water-insoluble mineral; not bioavailable</p> <p><u>PBT Assessment:</u> Does not meet the screening criteria for bioaccumulation.</p>	Tier 1 (Qualitative Assessment/PBT)	<p><u>PBT Assessment:</u> The overall conclusion is that Crystalline silica, quartz is not a PBT substance.</p> <p>Qualitative Assessment indicated hazardous to human health by the inhalation pathway; not hazardous by the oral/dermal route.</p> <p><u>Management:</u> Australia WorkSafe and Santos Occupational Health &amp; Safety procedures will be used to minimise human health exposure. Therefore a Tier 2 Assessment is not warranted.</p>	NA
Diethanolamine	111-42-2	<p><u>Environmental Fate Properties:</u> Readily biodegradable</p> <p><u>PBT Assessment:</u> Does not meet the screening criteria for persistence.</p>	<p><u>Environmental Fate Properties:</u> Estimated BCF 2.3</p> <p><u>PBT Assessment:</u> Does not meet the criteria for bioaccumulation.</p>	Tier 1 (Qualitative Assessment/PBT)	<p><u>PBT Assessment:</u> The overall conclusion is that diethanolamine is not a PBT substance.</p> <p>Qualitative Assessment indicated potential hazard to human health (e.g., skin irritant).</p> <p>The estimated injected concentration did not exceed the ecotoxicity values or PNECs for this receptor. This chemical is readily biodegradable, does not bioaccumulate, and does not meet the PBT assessment criteria for toxicity. Additionally, the potential exposure to aquatic receptors is considered incomplete (refer to text). Therefore, a Tier 2 assessment was not warranted.</p> <p><u>Management:</u> Implementation of Constraints Protocol in EMP will be required to prevent accidental discharge/release. Australia WorkSafe and Santos Occupational Health &amp; Safety procedures will be used to minimise human health exposure.</p>	NA

Table 1  
Evaluation of Standard Hydraulic Fracturing System Chemicals  
Beetaloo McArthur Basin Hydraulic Fracturing Fluid System - Chemical Risk Assessment

Chemical Name	CAS Number	Biodegradation <sup>1</sup>	Bioaccumulative <sup>1</sup>	Screening	Discussion	Outcome of Tier 2 Assessment <sup>1</sup>
Diethylene glycol	111-46-6	<u>Environmental Fate Properties:</u> Readily biodegradable  <u>PBT Assessment:</u> Does not meet the screening criteria for persistence.	<u>Environmental Fate Property:</u>  <u>PBT Assessment:</u> Does not meet the screening criteria for bioaccumulation.	Tier 1 (Qualitative Assessment/PBT)	<u>PBT Assessment:</u> The overall conclusion is that Diethylene glycol is not a PBT substance.  Qualitative assessment indicated low concern to human health  <u>Management:</u> No additional management required, Tier 1 screening satisfied.	NA

**Table 1**  
**Evaluation of Standard Hydraulic Fracturing System Chemicals**  
**Beetaloo McArthur Basin Hydraulic Fracturing Fluid System - Chemical Risk Assessment**

Chemical Name	CAS Number	Biodegradation <sup>1</sup>	Bioaccumulative <sup>1</sup>	Screening	Discussion	Outcome of Tier 2 Assessment <sup>1</sup>
Disodium octaborate tetrahydrate	12008-41-2	<u>Environmental Fate Properties:</u> Dissociates completely in aqueous media  <u>PBT Assessment:</u> Not applicable.	<u>Environmental Fate Property:</u> Water soluble and not expected to bioaccumulate  <u>PBT Assessment:</u> Does not meet the screening criteria for bioaccumulation.	Tier 1 (PBT/Exposure Assessment)	<u>PBT Assessment:</u> The overall conclusion is that Disodium octaborate tetrahydrate is not a PBT substance.  Qualitative assessment indicated known or presumed human reproductive toxicant  <u>Management:</u> Implementation of Constraints Protocol in EMP will be required to prevent accidental discharge/release. Australia WorkSafe and Santos Occupational Health & Safety procedures will be used to minimise human health exposure. Therefore, a Tier 2 assessment was not warranted.	NA
Ethanol	64-17-5	<u>Environmental Fate Property:</u> Readily biodegradable  <u>PBT Assessment:</u> Does not meet the screening criteria for persistence.	<u>Environmental Fate Property:</u> BCF - estimated 3.16 L/kg  <u>PBT Assessment:</u> Does not meet the screening criteria for bioaccumulation.	Tier 1 (NICNAS/PBT)	<b>NICNAS Assessment (2018)</b> <u>Human Health</u> - potentially harmful to public health in event of transport spill. - potentially harmful to workers health in event of industrial incident <u>Environment</u> -Limited assessment - detailed information unavailable therefore, chemical assessed at earliest most conservative level of testing, which overestimates risk. Therefore, classified as potentially harmful at this level, but further information and testing would be required to determine actual level of risk  <u>PBT Assessment:</u> The overall conclusion is that ethanol is not a PBT substance. PBT assessment indicated criteria for persistence, bioaccumulation, and toxicity not met. Additionally, concentration injected less than ecotoxicity values and potential aquatic exposure pathway incomplete (refer to text).  Qualitative Assessment indicated potential hazard to human health (e.g., skin irritant).  <u>Management:</u> Implementation of Constraints Protocol in EMP will be required to prevent accidental discharge/release. Australia WorkSafe and Santos Occupational Health & Safety procedures will be used to minimise human health exposure. Therefore, a Tier 2 assessment was not warranted.	NA
Ethoxylated branched C13 alcohol	78330-21-9	<u>Environmental Fate Property:</u> Readily biodegradable  <u>PBT Assessment:</u> Does not meet the screening criteria for persistence.	<u>Environmental Fate Property:</u>  <u>PBT Assessment:</u> Does not meet the screening criteria for bioaccumulation.	Tier 1 (PBT/Exposure Assessment)	<u>PBT Assessment:</u> The overall conclusion is that Ethoxylated branched C13 alcohol is not a PBT substance.  Qualitative Assessment indicated low concern to human health.  The estimated injected concentration did not exceed the ecotoxicity values or PNECs for this receptor. This chemical is readily biodegradable and does not bioaccumulate. Additionally, the potential exposure to aquatic receptors is considered incomplete (refer to text). Therefore, a Tier 2 assessment was not warranted.  <u>Management:</u> Implementation of Constraints Protocol in EMP will be required to prevent accidental discharge/release. Therefore, a Tier 2 assessment was not warranted.	NA

**Table 1**  
**Evaluation of Standard Hydraulic Fracturing System Chemicals**  
**Beetaloo McArthur Basin Hydraulic Fracturing Fluid System - Chemical Risk Assessment**

Chemical Name	CAS Number	Biodegradation <sup>1</sup>	Bioaccumulative <sup>1</sup>	Screening	Discussion	Outcome of Tier 2 Assessment <sup>1</sup>
Ethylene glycol	107-21-1	<p><u>Environmental Fate Property:</u> Readily biodegradable.</p> <p><u>PBT Assessment:</u> Does not meet the screening criteria for persistence.</p>	<p><u>Environmental Fate Properties:</u></p> <ul style="list-style-type: none"> <li>-Calculated log Kow is -1.36</li> <li>-BCF in golden ide (<i>Leuciscus idus melanotus</i>) after 3 days exposure was 10x</li> </ul> <p><u>PBT Assessment:</u> Does not meet the criteria for bioaccumulation.</p>	Tier 1 (Qualitative Assessment/PBT)	<p><u>PBT Assessment:</u> The overall conclusion is that ethylene glycol is not a PBT substance.</p> <p>Qualitative Assessment indicated potential hazard to human health (e.g., skin irritant).</p> <p><u>Management:</u> Tier 1 screening satisfied for ecological receptors. Australia WorkSafe and Santos Occupational Health &amp; Safety procedures will be used to minimise human health exposure. Therefore, a Tier 2 assessment was not warranted.</p>	NA
Fatty acids, tall-oil, ethoxylated	61791-00-2	<p><u>Environmental Fate Property:</u> Readily biodegradable.</p> <p><u>PBT Assessment:</u> Does not meet the screening criteria for persistence.</p>	<p><u>Environmental Fate Properties:</u></p> <p><u>PBT Assessment:</u> Does not meet the criteria for bioaccumulation.</p>	Tier 1 (Qualitative Assessment/PBT/Exposure Assessment)	<p><u>PBT Assessment:</u> The overall conclusion is that Fatty acids, tall-oil, ethoxylated is not a PBT substance.</p> <p>Qualitative Assessment indicated potential hazard to human health (e.g., skin irritant).</p> <p>The estimated injected concentration did exceed the ecotoxicity values or PNECs for this receptor. However, this chemical is readily biodegradable, does not bioaccumulate, and does not meet the PBT assessment criteria for toxicity. Additionally, the potential exposure to aquatic receptors is considered incomplete (refer to text). Therefore, a Tier 2 assessment was not warranted.</p> <p><u>Management:</u> Implementation of Constraints Protocol in EMP will be required to prevent accidental discharge/release. Australia WorkSafe and Santos Occupational Health &amp; Safety procedures will be used to minimise human health exposure. Therefore, a Tier 2 assessment was not warranted.</p>	NA



**Table 1**  
**Evaluation of Standard Hydraulic Fracturing System Chemicals**  
**Beetaloo McArthur Basin Hydraulic Fracturing Fluid System - Chemical Risk Assessment**

Chemical Name	CAS Number	Biodegradation <sup>1</sup>	Bioaccumulative <sup>1</sup>	Screening	Discussion	Outcome of Tier 2 Assessment <sup>1</sup>
Glutaraldehyde	111-30-8	<p><u>Environmental Fate Properties:</u> readily biodegradable.</p> <p><u>PBT Assessment:</u> Does not meet the screening criteria for persistence.</p>	<p><u>Environmental Fate Properties:</u> expected to have a low potential for bioaccumulation</p> <p><u>PBT Assessment:</u> Does not meet the screening criteria for bioaccumulation.</p>	Tier 2	<p>NICNAS Assessment (2018)</p> <p>Human Health</p> <ul style="list-style-type: none"> <li>- potentially harmful to public health in event of transport spill.</li> <li>- potentially harmful to workers health in event of industrial incident</li> </ul> <p>Environment</p> <ul style="list-style-type: none"> <li>-Potentially harmful to the environment in the event of transport spill</li> </ul> <p>PBT Assessment: The overall conclusion is that glutaraldehyde is not a PBT substance.</p> <p>Qualitative Assessment indicated potential hazard to human health (e.g., skin irritant).</p> <p>The estimated injected concentration did not exceed the ecotoxicity values or PNECs for this receptor. This chemical is readily biodegradable and does not bioaccumulate. Additionally, the potential exposure to aquatic receptors is considered incomplete (refer to text). Therefore, a Tier 2 assessment was not warranted.</p> <p>Management: Implementation of Constraints Protocol in EMP will be required to prevent accidental discharge/release. Australia SafeWork Place and Santos Occupational Safety Guidance will be used to minimise human health exposure.</p> <p>Chemicals with a high ecotoxicity hazard assessment have a potential avian wildlife exposure to chemicals stored in treatment tanks. Therefore a Tier 2 assessment was conducted for avian receptors.</p>	A quantitative risk characterisation was used to assess the risk to avian receptors from potential exposure to glutaraldehyde (Attachment F). There were no unacceptable potential risks to avian receptors as a result of ingestion of waters stored in treatment tanks.

**Table 1**  
**Evaluation of Standard Hydraulic Fracturing System Chemicals**  
**Beetaloo McArthur Basin Hydraulic Fracturing Fluid System - Chemical Risk Assessment**

Chemical Name	CAS Number	Biodegradation <sup>1</sup>	Bioaccumulative <sup>1</sup>	Screening	Discussion	Outcome of Tier 2 Assessment <sup>1</sup>
Glycerine	56-81-5	<p><u>Environmental Fate Properties:</u> Readily biodegradable</p> <p><u>PBT Assessment:</u> Does not meet the screening criteria for persistence.</p>	<p><u>Environmental Fate Properties:</u></p> <ul style="list-style-type: none"> <li>-No bioconcentration studies conducted</li> <li>-Experimental log Kow of -1.75</li> </ul> <p><u>PBT Assessment:</u> Does not meet the screening criteria for bioaccumulation.</p>	Tier 1 (Qualitative Assessment/PBT)	<p><u>PBT Assessment:</u> The overall conclusion is that glycerine is not a PBT substance.</p> <p>Qualitative assessment indicated low concern to human health</p> <p><u>Management:</u> No additional management required, Tier 1 screening satisfied.</p>	
Guar gum	9000-30-0	<p><u>Environmental Fate Properties:</u> readily biodegradable.</p> <p><u>PBT Assessment:</u> Does not meet the screening criteria for persistence.</p>	<p><u>Environmental Fate Properties:</u> Expected to not bioaccumulate.</p> <p><u>PBT Assessment:</u> Does not meet the screening criteria for bioaccumulation.</p>	Tier 1 (NICNAS/PBT)	<p><b>NICNAS Assessment (2018)</b></p> <p><u>Human Health</u></p> <ul style="list-style-type: none"> <li>- unlikely to cause harm to public</li> <li>- unlikely to cause harm to workers</li> </ul> <p><u>Environment</u></p> <ul style="list-style-type: none"> <li>-Potentially harmful to the environment in the event of transport spill</li> </ul> <p>NICNAS: Identified as chemical of low concern for human health in National assessment of chemicals associated with coal seam gas extraction in Australia, Tech Report Number 11 (NICNAS, 2017)</p> <p><u>PBT Assessment</u> - The overall conclusion is that guar gum is not a PBT substance.</p> <p>Qualitative assessment indicated low concern to human health</p> <p><u>Management:</u> No additional management required, Tier 1 screening satisfied.</p>	NA

**Table 1**  
**Evaluation of Standard Hydraulic Fracturing System Chemicals**  
**Beetaloo McArthur Basin Hydraulic Fracturing Fluid System - Chemical Risk Assessment**

Chemical Name	CAS Number	Biodegradation <sup>1</sup>	Bioaccumulative <sup>1</sup>	Screening	Discussion	Outcome of Tier 2 Assessment <sup>1</sup>
Hydrochloric acid	7647-01-0	<u>Environmental Fate Properties:</u> Dissociates completely in aqueous media  <u>PBT Assessment:</u> Not applicable.	<u>Environmental Fate Properties:</u> Expected to not bioaccumulate.  <u>PBT Assessment:</u> Does not meet the screening criteria for bioaccumulation.	Tier 1 (NICNAS/Qualitative Assessment/PBT)	<b>NICNAS Assessment (2018)</b> <u>Human Health</u> - unlikely to cause harm to public - potentially harmful to workers health in event of industrial incident <u>Environment</u> -Potentially harmful to the environment in the event of transport spill  <u>PBT Assessment</u> - The overall conclusion is that hydrochloric acid is not a PBT substance.  Qualitative Assessment indicated potential hazard to human health (e.g., corrosive).  The estimated injected concentration did exceed the ecotoxicity values or PNECs for this receptor. This chemical is readily biodegradable and does not bioaccumulate. Additionally, the potential exposure to aquatic receptors is considered incomplete (refer to text). Therefore, a Tier 2 assessment was not warranted.  <u>Management:</u> Implementation of Constraints Protocol in EMP will be required to prevent accidental discharge/release. Australia SafeWork Place and Santos Occupational Safety Guidance will be used to minimise human health exposure. Therefore, a Tier 2 assessment was not warranted.	NA
Hydrotreated light petroleum distillate	64742-47-8	<u>Environmental Fate Properties:</u> Inherently biodegradable  <u>PBT Assessment:</u> Does meet the screening criteria for persistence	<u>Environmental Fate Properties:</u> .  <u>PBT Assessment:</u> Does meet the screening criteria for bioaccumulation.	Tier 2	This chemical satisfies the PBT criteria for persistence and possibly for bioaccumulation. It is also considered toxic to aquatic life with long lasting effects. Therefore, a Tier 2 assessment was conducted for potential exposures to humans.	A quantitative risk characterisation, or the Margin of Exposure approach (MoE), was used to assess the health risk to workers from potential exposure to hydrotreated light petroleum distillate. The potential for adverse effects decreases as the MoE increases. According to the guidance, an MoE is of low concern for human health if it is 100 or greater. The MoEs calculated were greater than this threshold ( <b>Attachment E</b> ). Therefore, the chemical is of low concern for workers.
Hydroxypropyl guar	39421-75-5	<u>Environmental Fate Properties:</u> Readily biodegradable  <u>PBT Assessment:</u> Does not meet the screening criteria for persistence	<u>Environmental Fate Properties:</u>  <u>PBT Assessment:</u> Does not meet the screening criteria for bioaccumulation.	Tier 1 (Qualitative Assessment/PBT)	<u>PBT Assessment</u> - The overall conclusion is that hydroxypropyl guar is unlikely to be a PBT substance because of physio-chemical properties.  Qualitative assessment indicated low concern to human health  <u>Management:</u> No additional management required, Tier 1 screening satisfied.	NA

**Table 1**  
**Evaluation of Standard Hydraulic Fracturing System Chemicals**  
**Beetaloo McArthur Basin Hydraulic Fracturing Fluid System - Chemical Risk Assessment**

Chemical Name	CAS Number	Biodegradation <sup>1</sup>	Bioaccumulative <sup>1</sup>	Screening	Discussion	Outcome of Tier 2 Assessment <sup>1</sup>
Methanol	67-56-1	<p><u>Environmental Fate Properties:</u> Readily biodegradable</p> <p><u>PBT Assessment:</u> Does not meet the screening criteria for persistence.</p>	<p><u>Environmental Fate Properties:</u></p> <ul style="list-style-type: none"> <li>-Calculated log Kow -1.36</li> <li>-BCF in <i>Cyprinus carpio</i> 1.0,</li> <li>BCF <i>Leuciscus idus</i> &lt;10</li> </ul> <p><u>PBT Assessment:</u> Does not meet the criteria for bioaccumulation.</p>	Tier 1 (NICNAS/Qualitative Assessment/PBT)	<p><b>NICNAS Assessment (2018)</b></p> <p><u>Human Health</u></p> <ul style="list-style-type: none"> <li>- potentially harmful to public in event of transport spill or pond leak</li> <li>- potentially harmful to workers when mixing and/or cleaning or in event of industrial accident</li> </ul> <p><u>Environment</u></p> <ul style="list-style-type: none"> <li>-unlikely to cause harm to environment</li> </ul> <p><u>PBT Assessment</u> - The overall conclusion is that methanol is not a PBT substance.</p> <p>Qualitative assessment indicated low concern to human health</p> <p><u>Management:</u> Australia SafeWork Place and Santos Occupational Safety Guidance will be used to minimise human health exposure. Therefore, a Tier 2 assessment was not warranted.</p>	NA

**Table 1**  
**Evaluation of Standard Hydraulic Fracturing System Chemicals**  
**Beetaloo McArthur Basin Hydraulic Fracturing Fluid System - Chemical Risk Assessment**

Chemical Name	CAS Number	Biodegradation <sup>1</sup>	Bioaccumulative <sup>1</sup>	Screening	Discussion	Outcome of Tier 2 Assessment <sup>1</sup>
Polyethylene glycol	25322-68-3	<u>Environmental Fate Properties:</u> Inherently biodegradable.  <u>PBT Assessment:</u> Does meet the screening criteria for persistence.	<u>Environmental Fate Properties:</u> - Calculated log Kow -0.958 - Estimated BCF for major PEG constituents ranges is 3.162  <u>PBT Assessment:</u> Does not meet the screening criteria for bioaccumulation.	Tier 1 (Qualitative Assessment/PBT)	<u>PBT Assessment:</u> The overall conclusion is that Polyethylene glycol is not a PBT substance.  Qualitative assessment indicated low concern to human health  <u>Management:</u> No additional management required, Tier 1 screening satisfied.	NA
Polypropylene glycol	25322-69-4	<u>Environmental Fate Properties:</u> Inherently biodegradable	<u>Environmental Fate Properties:</u> log Kow <0.3 to 0.9  <u>PBT Assessment:</u> Does not meet the screening criteria for bioaccumulation.	Tier 1 (Qualitative Assessment/PBT)	<u>PBT Assessment:</u> The overall conclusion is that Polypropylene glycol is not a PBT substance.  Qualitative assessment indicated low concern to human health.  <u>Management:</u> No additional management required, Tier 1 screening satisfied.	NA

**Table 1**  
**Evaluation of Standard Hydraulic Fracturing System Chemicals**  
**Beetaloo McArthur Basin Hydraulic Fracturing Fluid System - Chemical Risk Assessment**

Chemical Name	CAS Number	Biodegradation <sup>1</sup>	Bioaccumulative <sup>1</sup>	Screening	Discussion	Outcome of Tier 2 Assessment <sup>1</sup>
Potassium chloride	7447-40-7	<p><u>Environmental Fate Properties:</u> Dissociates completely in aqueous media</p> <p><u>PBT Assessment:</u> Does not meet the screening criteria for persistence</p>	<p><u>PBT Assessment:</u> Does not meet the screening criteria for bioaccumulation.</p>	Tier 1	<p><u>PBT Assessment:</u> The overall conclusion is that Potassium chloride is not a PBT substance.</p> <p>Qualitative assessment indicated low concern to human health.</p> <p><u>Management:</u> No additional management required, Tier 1 screening satisfied.</p>	NA
Silica dioxide	112926-00-8	<p><u>Environmental Fate Properties:</u> Not relevant</p> <p><u>PBT Assessment:</u> Does not meet the screening criteria for persistence</p>	<p><u>PBT Assessment:</u> Does not meet the screening criteria for bioaccumulation.</p>	Tier 1 (NICNAS/Qualitative Assessment/PBT)	<p><u>NICNAS Assessment (2018)</u></p> <p><u>Human Health</u></p> <ul style="list-style-type: none"> <li>- unlikely to cause harm to public</li> <li>- unlikely to cause harm to workers</li> </ul> <p><u>Environment</u></p> <ul style="list-style-type: none"> <li>-unlikely to cause harm to environment</li> </ul> <p><u>PBT Assessment:</u> The overall conclusion is that silica dioxide n-propyl ether is not a PBT substance.</p> <p>Qualitative assessment indicated low concern to human health.</p> <p><u>Management:</u> No additional management required, Tier 1 screening satisfied.</p>	NA
Siloxanes and Silicones, di-Me, reaction products with silica	67762-90-7	<p><u>Environmental Fate Properties:</u> Not biodegradable</p> <p><u>PBT Assessment:</u> Does meet the screening criteria for persistence</p>	<p><u>PBT Assessment:</u> Does not meet the screening criteria for bioaccumulation.</p>	Tier 1 (Qualitative Assessment/PBT)	<p><u>PBT Assessment:</u> The overall conclusion is that Sorbitan monooleate polyoxyethylene derivative is not a PBT substance.</p> <p>Qualitative assessment indicated low concern to human health.</p> <p><u>Management:</u> No additional management required, Tier 1 screening satisfied.</p>	NA

**Table 1**  
**Evaluation of Standard Hydraulic Fracturing System Chemicals**  
**Beetaloo McArthur Basin Hydraulic Fracturing Fluid System - Chemical Risk Assessment**

Chemical Name	CAS Number	Biodegradation <sup>1</sup>	Bioaccumulative <sup>1</sup>	Screening	Discussion	Outcome of Tier 2 Assessment <sup>1</sup>
Sorbitan, mono-9-octadecenoate, (Z)	1338-43-8	<p><u>Environmental Fate Properties:</u> Readily biodegradable</p> <p><u>PBT Assessment:</u> Does not meet the screening criteria for persistence</p>	<p><u>Environmental Fate Properties:</u></p> <p><u>PBT Assessment:</u> Does not meet the screening criteria for bioaccumulation.</p>	Tier 1 (Qualitative Assessment/PBT)	<p><b><u>PBT Assessment:</u></b> The overall conclusion is that Sorbitan monooleate polyoxyethylene derivative is not a PBT substance.</p> <p>Qualitative assessment indicated low concern to human health.</p> <p><b><u>Management:</u></b> No additional management required, Tier 1 screening satisfied.</p>	NA
Sodium bisulfite	7631-90-5	<p><u>Environmental Fate Properties:</u> Dissociates completely in aqueous media</p> <p><u>PBT Assessment:</u> Not applicable</p>	<p><u>Environmental Fate Properties:</u> Sodium bisulfite is not expected to bioaccumulate in the environment because of its dissociation to ionic species and a gas.</p> <p><u>PBT Assessment:</u> Does not meet the screening criteria for bioaccumulation.</p>	Tier 1 (PBT/Exposure Assessment)	<p><b><u>PBT Assessment:</u></b> The overall conclusion is that sodium bisulfite is not a PBT substance.</p> <p>Qualitative Assessment indicated potential hazard to human health (e.g., corrosive).</p> <p>The estimated injected concentration did not exceed the ecotoxicity values or PNECs for this receptor. This chemical is readily biodegradable and does not bioaccumulate. Additionally, the potential exposure to aquatic receptors is considered incomplete (refer to text). Therefore, a Tier 2 assessment was not warranted.</p> <p><b><u>Management:</u></b> Implementation of Constraints Protocol in EMP will be required to prevent accidental discharge/release. Australia SafeWork Place and Santos Occupational Safety Guidance will be used to minimise human health exposure. Therefore, a Tier 2 assessment was not warranted.</p>	NA
Sodium carbonate	497-19-8	<p><u>Environmental Fate Properties:</u> Dissociates completely in aqueous media</p> <p><u>PBT Assessment:</u> Not applicable</p>	<p><u>Environmental Fate Properties:</u> Sodium carbonate is not expected to bioaccumulate in the environment.</p> <p><u>PBT Assessment:</u> Does not meet the screening criteria for bioaccumulation.</p>	Tier 1 (NICNAS/PBT)	<p><b><u>NICNAS Assessment (2018)</u></b></p> <p><u>Human Health</u></p> <ul style="list-style-type: none"> <li>- unlikely to cause harm to public</li> <li>- potentially harmful to workers in event of industrial accident</li> </ul> <p><u>Environment</u></p> <ul style="list-style-type: none"> <li>-unlikely to cause harm to environment</li> </ul> <p><b><u>PBT Assessment:</u></b> The overall conclusion is that sodium carbonate is not a PBT substance.</p> <p>Qualitative Assessment indicated potential hazard to human health (e.g., irritant).</p> <p><b><u>Management:</u></b> Australia SafeWork Place and Santos Occupational Safety Guidance will be used to minimise human health exposure. Therefore, a Tier 2 assessment was not warranted.</p>	NA

**Table 1**  
**Evaluation of Standard Hydraulic Fracturing System Chemicals**  
**Beetaloo McArthur Basin Hydraulic Fracturing Fluid System - Chemical Risk Assessment**

Chemical Name	CAS Number	Biodegradation <sup>1</sup>	Bioaccumulative <sup>1</sup>	Screening	Discussion	Outcome of Tier 2 Assessment <sup>1</sup>
Sodium Chloride	7647-14-5	<u>Environmental Fate Properties:</u> Dissociates completely in aqueous media  <u>PBT Assessment:</u> Not applicable	<u>Environmental Fate Properties:</u> Essential ions to biological systems.  <u>PBT Assessment:</u> Does not meet the screening criteria for bioaccumulation.	Tier 1 (NICNAS)	<u>NICNAS:</u> Identified as chemical of low concern for human health in National assessment of chemicals associated with coal seam gas extraction in Australia, Tech Report Number 11 (NICNAS, 2017)  <u>Management:</u> No additional management required, Tier 1 screening satisfied.	NA
Sodium diacetate	126-96-5	<u>Environmental Fate Properties:</u> Dissociates completely in aqueous media  <u>PBT Assessment:</u> Not applicable	<u>Environmental Fate Properties:</u>  <u>PBT Assessment:</u> Does not meet the screening criteria for bioaccumulation.	Tier 1 (Qualitative/PBT)	<u>PBT Assessment:</u> The overall conclusion is that sodium bicarbonate is not a PBT substance.  Qualitative assessment indicated low concern to human health.  <u>Management:</u> No additional management required, Tier 1 screening satisfied.	NA
Sodium hydroxide	1310-73-2	<u>Environmental Fate Properties:</u> Dissociates completely in aqueous media  <u>PBT Assessment:</u> Not applicable	<u>Environmental Fate Properties:</u> Sodium hydroxide is not expected to bioaccumulate in the environment.  <u>PBT Assessment:</u> Does not meet the screening criteria for bioaccumulation.	Tier 1 (Qualitative/PBT)	<u>PBT Assessment:</u> The overall conclusion is that sodium hydroxide is not a PBT substance.  Qualitative Assessment indicated potential hazard to human health (e.g., corrosive).  <u>Management:</u> Australia SafeWork Place and Santos Occupational Safety Guidance will be used to minimise human health exposure. Therefore, a Tier 2 assessment was not warranted.	NA



**Table 1**  
**Evaluation of Standard Hydraulic Fracturing System Chemicals**  
**Beetaloo McArthur Basin Hydraulic Fracturing Fluid System - Chemical Risk Assessment**

Chemical Name	CAS Number	Biodegradation <sup>1</sup>	Bioaccumulative <sup>1</sup>	Screening	Discussion	Outcome of Tier 2 Assessment <sup>1</sup>
Sodium iodide	7681-82-5	<u>Environmental Fate Properties:</u> Dissociates completely in aqueous media  <u>PBT Assessment:</u> Not applicable	<u>Environmental Fate Properties:</u>  <u>PBT Assessment:</u> Does not meet the screening criteria for bioaccumulation.	Tier 1 (PBT/Exposure Assessment)	<u>PBT Assessment:</u> The overall conclusion is that sodium iodide is not a PBT substance.  Qualitative Assessment indicated potential hazard to human health (e.g., corrosive).  The estimated injected concentration did not exceed the ecotoxicity values or PNECs for this receptor. This chemical dissociates completely in aqueous media and does not bioaccumulate. Additionally, the potential exposure to aquatic receptors is considered incomplete (refer to text). Therefore, a Tier 2 assessment was not warranted.  <u>Management:</u> Implementation of Constraints Protocol in EMP will be required to prevent accidental discharge/release. Australia SafeWork Place and Santos Occupational Safety Guidance will be used to minimise human health exposure. Therefore, a Tier 2 assessment was not warranted.	NA
Sodium perborate tetrahydrate	10486-00-7	<u>Environmental Fate Properties:</u> Dissociates completely in aqueous media	<u>PBT Assessment:</u> Does not meet the screening criteria for bioaccumulation.	Tier 1 (Qualitative/PBT)	<u>PBT Assessment:</u> The overall conclusion is that Sodium perborate tetrahydrate is not a PBT substance.  Qualitative Assessment indicated potential hazard to human health (e.g., corrosive).  <u>Management:</u> Australia SafeWork Place and Santos Occupational Safety Guidance will be used to minimise human health exposure. Therefore, a Tier 2 assessment was not warranted.	NA
Sodium persulfate	7775-27-1	<u>Environmental Fate Properties:</u> Dissociates completely in aqueous media	<u>PBT Assessment:</u> Does not meet the screening criteria for bioaccumulation.	Tier 1 (Qualitative/PBT)	<u>PBT Assessment:</u> The overall conclusion is that Sodium persulfate is not a PBT substance.  Qualitative Assessment indicated potential hazard to human health (e.g., corrosive).  <u>Management:</u> Australia SafeWork Place and Santos Occupational Safety Guidance will be used to minimise human health exposure. Therefore, a Tier 2 assessment was not warranted.	NA

**Table 1**  
**Evaluation of Standard Hydraulic Fracturing System Chemicals**  
**Beetaloo McArthur Basin Hydraulic Fracturing Fluid System - Chemical Risk Assessment**

Chemical Name	CAS Number	Biodegradation <sup>1</sup>	Bioaccumulative <sup>1</sup>	Screening	Discussion	Outcome of Tier 2 Assessment <sup>1</sup>
Sodium polyacrylate	9003-04-7	<p><u>Environmental Fate Properties:</u> Not biodegradable</p> <p><u>PBT Assessment:</u> Does meet the screening criteria for persistence.</p>	<p><u>Environmental Fate Properties:</u> Due to their high molecular weights, sodium polyacrylates are not expected to bioaccumulate.</p> <p><u>PBT Assessment:</u> Does not meet the screening criteria for bioaccumulation.</p>	Tier 1 (NICNAS/PBT)	<p><u>NICNAS:</u> Identified as chemical of low concern for human health in National assessment of chemicals associated with coal seam gas extraction in Australia, Tech Report Number 11 (NICNAS, 2017)</p> <p><u>PBT Assessment:</u> The overall conclusion is that sodium polyacrylates are not PBT substances.</p> <p>Qualitative assessment indicated low concern to human health.</p> <p><b>Management:</b> No additional management required, Tier 1 screening satisfied.</p>	NA
Sodium Sulfate	7757-82-6	<p><u>Environmental Fate Properties:</u> Dissociates completely in aqueous media</p> <p><u>PBT Assessment:</u> Does not meet the criteria for biodegradation.</p>	<p><u>PBT Assessment:</u> Does not meet the screening criteria for bioaccumulation.</p>	Tier 1	<p><u>PBT Assessment:</u> The overall conclusion is that Sodium Sulfate not a PBT substance.</p> <p>Qualitative assessment indicated low concern to human health.</p> <p><u>Management:</u> No additional management required, Tier 1 screening satisfied.</p>	NA

**Table 1**  
**Evaluation of Standard Hydraulic Fracturing System Chemicals**  
**Beetaloo McArthur Basin Hydraulic Fracturing Fluid System - Chemical Risk Assessment**

Chemical Name	CAS Number	Biodegradation <sup>1</sup>	Bioaccumulative <sup>1</sup>	Screening	Discussion	Outcome of Tier 2 Assessment <sup>1</sup>
Sodium Sulfite	7757-83-7	<p><u>Environmental Fate Properties:</u> Dissociates completely in aqueous media</p> <p><u>PBT Assessment:</u> Does not meet the criteria for biodegradation.</p>	<p><u>PBT Assessment:</u> Does not meet the screening criteria for bioaccumulation.</p>	Tier 1 (Qualitative/PBT)	<p><u>PBT Assessment:</u> The overall conclusion is that Sodium Sulfite not a PBT substance.</p> <p>Qualitative assessment indicated low concern to human health.</p> <p><u>Management:</u> No additional management required, Tier 1 screening satisfied.</p>	NA
Sodium thiosulfate	7772-98-7	<p><u>Environmental Fate Properties:</u> Dissociates completely in aqueous media</p> <p><u>PBT Assessment:</u> Does not meet the criteria for biodegradation.</p>	<p><u>PBT Assessment:</u> Does not meet the screening criteria for bioaccumulation.</p>	Tier 1 (Qualitative/PBT)	<p><u>PBT Assessment:</u> The overall conclusion is that Sodium thiosulfate not a PBT substance.</p> <p>Qualitative assessment indicated low concern to human health.</p> <p><u>Management:</u> No additional management required, Tier 1 screening satisfied.</p>	NA
Sorbitan monooleate polyoxyethylene derivative	9005-65-6	<p><u>Environmental Fate Properties:</u> Readily biodegradable</p> <p><u>PBT Assessment:</u> Does not meet the screening criteria for persistence.</p>	<p><u>Environmental Fate Properties:</u></p> <p><u>PBT Assessment:</u> Does not meet the screening criteria for bioaccumulation.</p>	Tier 1 (Qualitative/PBT)	<p><u>PBT Assessment:</u> The overall conclusion is that Sorbitan monooleate polyoxyethylene derivative is not a PBT substance.</p> <p>Qualitative assessment indicated low concern to human health.</p> <p><u>Management:</u> No additional management required, Tier 1 screening satisfied.</p>	NA

**Table 1**  
**Evaluation of Standard Hydraulic Fracturing System Chemicals**  
**Beetaloo McArthur Basin Hydraulic Fracturing Fluid System - Chemical Risk Assessment**

Chemical Name	CAS Number	Biodegradation <sup>1</sup>	Bioaccumulative <sup>1</sup>	Screening	Discussion	Outcome of Tier 2 Assessment <sup>1</sup>
Tributyl tetradecyl phosphonium chloride	81741-28-8	<u>Environmental Fate Properties:</u> Inherently biodegradable  <u>PBT Assessment:</u> Does meet the screening criteria for persistence.	<u>Environmental Fate Properties:</u> No bioaccumulation studies are available on TTPC. Log Kow - 2.45  <u>PBT Assessment:</u> Does not meet the screening criteria for bioaccumulation.	Tier 2	<p>NICNAS Assessment (2018)</p> <p>Human Health</p> <ul style="list-style-type: none"> <li>- potentially harmful to public health in event of transport spill.</li> <li>- potentially harmful to workers health in event of industrial incident</li> </ul> <p>Environment</p> <ul style="list-style-type: none"> <li>-Limited assessment - detailed information unavailable therefore, chemical assessed at earliest most conservative level of testing, which overestimates risk. Therefore, classified as potentially harmful at this level, but further information and testing would be required to determine actual level of risk</li> </ul> <p>PBT Assessment: The overall conclusion is that TTPC is not a PBT substance.</p> <p>The estimated injected concentration did exceed the ecotoxicity values or PNECs for this receptor. However, this chemical is inherently biodegradable and does not bioaccumulate. Additionally, the potential exposure to aquatic receptors is considered incomplete (refer to text). Therefore, a Tier 2 assessment was not warranted.</p> <p>Management: Implementation of Constraints Protocol in EMP will be required to prevent accidental discharge/release. Australia SafeWork Place and Santos Occupational Safety Guidance will be used to minimise human health exposure.</p> <p>Chemicals with a high ecotoxicity hazard assessment have a potential avian wildlife exposure to chemicals stored in treatment tanks. Therefore a Tier 2 assessment was conducted for avian receptors.</p>	A quantitative risk characterisation was used to assess the risk to avian receptors from potential exposure to Tributyl tetradecyl phosphonium chloride (Attachment F). There were no unacceptable potential risks to avian receptors as a result of ingestion of waters stored in treatment tanks.
Triethanol amine	102-71-6	<u>Environmental Fate Properties:</u> Readily biodegradable  <u>PBT Assessment:</u> Does not meet the screening criteria for persistence.	<u>PBT Assessment:</u> Does meet the screening criteria for bioaccumulation.	Tier 1	<p><u>PBT Assessment:</u> The overall conclusion is that Triethanol amine is not a PBT substance.</p> <p>Qualitative assessment indicated low concern to human health.</p> <p><u>Management:</u> No additional management required, Tier 1 screening satisfied.</p>	NA
Ulexite	1319-33-1	<u>Environmental Fate Properties:</u> Readily biodegradable  <u>PBT Assessment:</u> Does not meet the screening criteria for persistence.	<u>PBT Assessment:</u> Does not meet the screening criteria for bioaccumulation.	Tier 1	<p><u>PBT Assessment:</u> The overall conclusion is that Ulexite is not a PBT substance.</p> <p>Qualitative assessment indicated low concern to human health.</p> <p><u>Management:</u> No additional management required, Tier 1 screening satisfied.</p>	NA

**Table 1**  
**Evaluation of Standard Hydraulic Fracturing System Chemicals**  
**Beetaloo McArthur Basin Hydraulic Fracturing Fluid System - Chemical Risk Assessment**

Chemical Name	CAS Number	Biodegradation <sup>1</sup>	Bioaccumulative <sup>1</sup>	Screening	Discussion	Outcome of Tier 2 Assessment <sup>1</sup>
Tracer - CFT (fluorobenzoic acids)  (APW 001, APW 002, APW 003, APW 004, APW 005, APW 006, APW 007, APW 008, APW 009, APW 010, APW 011, APW 013, APW 014, APW 015, APW 016, APW 017, APW 018, APW 019, APW 020, APW 022, APW 023, APW 031, APW 035, APW 037, APW 039, APW 041, APW 046, APW 047, APW 048, APW 050)	"Commercial-in-Confidence"	<u>Environmental Fate Properties:</u> Range from biodegradation in weeks to months to not biodegradable  <u>PBT Assessment:</u> Does meet the screening criteria for persistence.	<u>PBT Assessment:</u> Does not meet the screening criteria for bioaccumulation.	Tier 1 (PBT/Exposure Assessment)	<u>PBT Assessment:</u> The overall conclusion is that the CFT tracers are not PBT substances.  Qualitative assessment indicated low concern to human health.  The estimated injected concentration did exceed the ecotoxicity values or PNECs for this receptor and these chemicals are not biodegradable. However, these chemicals do not bioaccumulate, and do not meet the PBT criteria for toxicity to aquatic organisms. Additionally, the potential exposure to aquatic receptors is considered incomplete (refer to text). Therefore, a Tier 2 assessment was not warranted.  <u>Management:</u> No additional management required, Tier 1 screening satisfied.	NA
Tracers - GFT (perfluorocarbons) (APG 001,APG 002,APG 003,APG 004,APG 005,APG 006,APG 007,APG 008,APG 009,APG 010,APG 011,APG 012,APG 013,APG 014,APG 015)	"Commercial-in-Confidence"	<u>Environmental Fate Properties:</u> Does not biodegrade  <u>PBT Assessment:</u> Does meet the screening criteria for persistence.	<u>PBT Assessment:</u> Does not meet the screening criteria for bioaccumulation.	Tier 1 (PBT/Exposure Assessment)	<u>PBT Assessment:</u> The overall conclusion is that the GFT tracers are not PBT substances.  Qualitative assessment indicated low concern to human health.  These chemicals are not biodegradable; however, they do not bioaccumulate, and do not meet the PBT criteria for toxicity to aquatic organisms. Additionally, the potential exposure to aquatic receptors is considered incomplete (refer to text). Therefore, a Tier 2 assessment was not warranted.  <u>Management:</u> No additional management required, Tier 1 screening satisfied.	NA
Tracers - Water Flow Assurance (APFAW 001, APFAW 002)	"Commercial-in-Confidence"	<u>Environmental Fate Properties:</u> APFAW 001 - Readily biodegradable APFAW 002 - Not readily biodegradable  <u>PBT Assessment:</u> APFAW 001 - Does not meet the screening criteria for persistence. APFAW 002 - Does meet the screening criteria for persistence.	<u>PBT Assessment:</u> Does not meet the screening criteria for bioaccumulation.	Tier 1 (PBT/Exposure Assessment)	<u>PBT Assessment:</u> The overall conclusion is that the Water Assurant tracers are not PBT substances.  Qualitative assessment indicated low concern to human health.  The APFAW002 tracer is not readily biodegradable; however, it do not bioaccumulate, and does not meet the PBT criteria for toxicity to aquatic organisms. Additionally, the potential exposure to aquatic receptors is considered incomplete (refer to text). Therefore, a Tier 2 assessment was not warranted.  <u>Management:</u> No additional management required, Tier 1 screening satisfied.	NA

**Table 1**  
**Evaluation of Standard Hydraulic Fracturing System Chemicals**  
**Beetaloo McArthur Basin Hydraulic Fracturing Fluid System - Chemical Risk Assessment**

Table Notes:

- °C = degrees Celsius
  - % v/v = percent volume per volume
  - % w/w = percent weight for weight
  - µg/L = microgram per litre
  - ANZECC = Australian and New Zealand Environment Conservation Council
  - CFT = Chemical Fracture Tracer
  - EC<sub>50</sub> = effects concentration of half the maximal response
  - EG = ethylene glycol
  - GFT = Gas Fracture Tracer
  - kg/L = kilogram per litre
  - L = litre
  - LC<sub>50</sub> = lethal concentration of 50 percent of population
  - mg/kg = milligram per kilogram
  - mg/L = milligrams per litre
  - NICNAS = National Industrial Chemicals Notification and Assessment Scheme
  - NOEC = no observed effect concentration
  - PBT = persistence, bioaccumulative, toxic
  - PEG - polyethylene glycol
  - PNEC = predicted no effect concentration
- 1/ Refer to dossier for ecotoxicity information.
- NICNAS (2018) - National assessment of chemicals associated with coal seam gas extraction in Australia. Department of
- NICNAS (2017) Tech report 11

**Table 2**  
**Evaluation of Coil Tubing Hydraulic Fracturing System Chemicals**  
**Beetaloo McArthur Basin Hydraulic Fracturing Fluid System - Chemical Risk Assessment**

Chemical Name	CAS Number	Density (kg/L)	Volume of Chemical (L)	Volume Fraction (% v/v)	Chemical Mass in Fluid (kg)	Mass Fraction (% w/w)	Concentration in Injected Fluid (mg/L)	Ecotoxicity <sup>1</sup>	Toxicity <sup>1</sup>
2-Ethyl hexanol	104-76-7	0.833	1.7	0.00058%	1.381246584	6.95827E-06	0.07	<p><b>Aquatic Toxicity</b>  <u>Acute Aquatic - Fish</u>  -96-hr LC<sub>50</sub> Fathead minnow - 28.2 mg/L  -96-hr LC<sub>50</sub> Golden Orfe - 17.1 mg/L  <u>Acute Aquatic - Invertebrate</u>  -48-hr EC<sub>50</sub> <i>Daphnia magna</i> - 39 mg/L  <u>Acute Aquatic - Algae and other aquatic plants</u>  -72-hr EC<sub>50</sub> <i>Scenedesmus subspicatus</i> - 11.5 mg/L (biomass); 16.6 mg/L (growth rate)  -EC<sub>10</sub> <i>Scenedesmus subspicatus</i> - 3.2 mg/L (biomass); 5.3 mg/L (growth rate)  <u>Chronic Aquatic - Algae and other aquatic plants</u>  -72-hr EC<sub>10</sub> <i>Scenedesmus subspicatus</i> was 3.2 mg/L (biomass) and 5.3 mg/L (growth rate)</p> <p><b>Terrestrial Toxicity</b>  No data available.</p> <p><b>PNEC<sub>water</sub></b> - 0.012 mg/L (Acute Daphnia)  <b>PNEC<sub>soil</sub></b> - 0.027 mg/kg soil dry weight (equilibrium partitioning method)</p>	<p><u>Qualitative Assessment:</u>  Human Health Hazard - Low concern  Ecological Hazard - Harmful to aquatic life</p> <p><u>PBT Assessment:</u> Does not meet the screening criteria for toxicity.</p>
Acetaldehyde	75-07-0	0.795	1.6	0.00056%	1.271597094	7.03292E-06	0.07	<p><b>Aquatic Toxicity</b>  <u>Acute Aquatic-Fish</u>  -96-hr LC<sub>50</sub> - <i>Pimephales promelas</i> - 30.8 mg/L  <u>Acute Aquatic - Invertebrate</u>  -48-hr EC<sub>50</sub> <i>Daphnia magna</i> - 48.3 mg/L  <u>Acute Aquatic - Algae and other aquatic plants</u>  -120d EC<sub>50</sub> - <i>Nitzscheria linearis</i> &gt;237 and &lt;249 mg/L  <u>Chronic Aquatic</u>  -No experimental studies are available.</p> <p><b>Terrestrial Toxicity</b>  -No experimental studies are available.</p> <p><b>PNEC<sub>water</sub></b> - 0.3 mg/L (acute fish)  <b>PNEC<sub>soil</sub></b> - 0.012 mg/kg soil dry weight (equilibrium partitioning method)</p>	<p><u>Qualitative Assessment:</u>  Human Health Hazard - Eye/respiratory irritant; animal carcinogen (inhalation); suspect mutagen.  Ecological Hazard - Harmful to aquatic life</p> <p><u>PBT Assessment:</u> Does not meet the screening criteria for toxicity.</p>

**Table 2**  
**Evaluation of Coil Tubing Hydraulic Fracturing System Chemicals**  
**Beetaloo McArthur Basin Hydraulic Fracturing Fluid System - Chemical Risk Assessment**

Chemical Name	CAS Number	Biodegradation <sup>1</sup>	Bioaccumulative <sup>1</sup>	Screening	Discussion	Outcome of Tier 2 Assessment <sup>1</sup>
2-Ethyl hexanol	104-76-7	<u>Environmental Fate Property:</u> Readily biodegradable  <u>PBT Assessment:</u> Does not meet the screening criteria for persistence.	<u>Environmental Fate Properties:</u> Log Kow is 2.9 No bioconcentration studies  <u>PBT Assessment:</u> Does not meet the screening criteria for bioaccumulation.	Tier 1 (Qualitative Assessment/PBT)	<u>PBT Assessment:</u> The overall conclusion is that 2-ethylhexanol is not a PBT substance.  Qualitative assessment indicates that this chemical is of low concern to human health.  <u>Management:</u> No additional management required, Tier 1 screening satisfied.	NA
Acetaldehyde	75-07-0	<u>Environmental Hazard Assessment:</u> Readily biodegradable  <u>PBT Assessment:</u> Does not meet the screening criteria for persistence.	<u>Environmental Fate Properties:</u> log Kow is -0.17  <u>PBT Assessment:</u> Does not meet the screening criteria for bioaccumulation.	Tier 1 (Qualitative/PBT/Exposure Assessment)	<u>PBT Assessment:</u> The overall conclusion is that acetaldehyde is not a PBT substance.  Qualitative assessment indicates that this chemical may pose a hazard to human health (e.g., eye/respiratory irritant).  The estimated injected concentration did not exceed the ecotoxicity values or PNECs for this receptor. This chemical is readily biodegradable, does not bioaccumulate, and does not meet the PBT criteria for toxicity to aquatic organisms. Additionally, the potential exposure to aquatic receptors is considered incomplete (refer to text). Therefore, a Tier 2 assessment was not warranted.  <u>Management:</u> Management: Australia WorkSafe and Santos Occupational Health & Safety procedures will be used to minimise human health exposure.	NA



**Table 2**  
**Evaluation of Coil Tubing Hydraulic Fracturing System Chemicals**  
**Beetaloo McArthur Basin Hydraulic Fracturing Fluid System - Chemical Risk Assessment**

Chemical Name	CAS Number	Density (kg/L)	Volume of Chemical (L)	Volume Fraction (% v/v)	Chemical Mass in Fluid (kg)	Mass Fraction (% w/w)	Concentration in Injected Fluid (mg/L)	Ecotoxicity <sup>1</sup>	Toxicity <sup>1</sup>
Acetic acid	64-19-7	1.05	69	0.0240%	72.06099143	0.000228477	2.28	<u><b>Aquatic Toxicity</b></u> <u>Acute Aquatic - Fish</u> -96-hr LC <sub>50</sub> <i>Oncorhynchus mykiss</i> - (test substance potassium acetate) >300.82 mg/L (as acetate ion) -96-hr LC <sub>50</sub> <i>Danio rerio</i> - (test substance potassium acetate) >300.82 mg/L (as acetate ion) -96-hr LC <sub>50</sub> <i>Oncorhynchus mykiss</i> - (test substance acetic acid) 64.8 mg/L (measured) -96-hr LC <sub>50</sub> <i>Oncorhynchus mykiss</i> - (test substance acetic acid) 31.3 mg/L - 67.6 mg/L <u>Acute Aquatic - Invertebrate</u> -48-hr EC <sub>50</sub> <i>Daphnia magna</i> - (test substance potassium acetate) >300.82 mg/L (as acetate ion) -48-hr EC <sub>50</sub> <i>Daphnia magna</i> - (test substance acetic acid) 79.5 mg/L (measured) -48-hr EC <sub>50</sub> <i>Daphnia magna</i> - (test substance acetic acid) 18.9 mg/L (measured) <u>Acute Aquatic - Algae and other aquatic plants</u> -72-hr EC <sub>50</sub> <i>Desmodesmus subspicatus</i> - 486.5 mg/L <u>Chronic Aquatic - Fish</u> -21-day <i>Oncorhynchus mykiss</i> study - measured NOEC 57.2 mg/L (60% acetic acid) and 34.3 mg/L (100% acetic acid) <u>Chronic Aquatic - Invertebrate</u> -21-day <i>Daphnia magna</i> reproduction study measured NOEC 80 mg/L (60% acetic acid) and 31.4 mg/L (100% acetic acid) -21-day <i>Daphnia magna</i> reproduction study measured NOEC 22.7 mg/L (100% acetic acid) PNEC <sub>water</sub> - 3.0 mg/L PNEC <sub>soil</sub> - 0.04 mg/kg dry wt  <u><b>Terrestrial Toxicity</b></u> No data available.  PNEC <sub>water</sub> - 3.0 mg/L (E(L)C50 test fish or <i>Daphnia magna</i> ) PNEC <sub>soil</sub> - 0.04 mg/kg soil dry weight (equilibrium partitioning method)	<u><b>Qualitative Assessment:</b></u> Human Health Hazard - Corrosive, respiratory irritant Ecological Hazard - Low Concern  <u><b>PBT Assessment:</b></u> Does not meet the criteria for toxicity.
Acrylamide acrylate copolymer	9003-06-9	0.75	37	0.0129%	27.6	0.0001716	1.72	PNEC <sub>water</sub> - 0.1 mg/L (acute fish) PNEC <sub>soil</sub> - not calculated	<u><b>Qualitative Assessment:</b></u> Human Health Hazard - Low concern Ecological Hazard - Low Concern  <u><b>PBT Assessment:</b></u> Does not meet the criteria for toxicity.
Acrylamide, sodium acrylate polymer	25987-30-8	0.75	20	0.00700%	15.0	9.33667E-05	0.93	<u><b>Aquatic and Terrestrial Toxicity</b></u> -No studies are available. -Expected to be low concern for toxicity to aquatic organisms. Due to poor solubility and high molecular weight not expected to be bioavailable. Does not contain any reactive functional groups.  PNECs - not calculated	<u><b>Qualitative Assessment:</b></u> Human Health Hazard - Low concern Ecological Hazard - Low Concern  <u><b>PBT Assessment:</b></u> Does not meet the criteria for toxicity.

**Table 2**  
**Evaluation of Coil Tubing Hydraulic Fracturing System Chemicals**  
**Beetaloo McArthur Basin Hydraulic Fracturing Fluid System - Chemical Risk Assessment**

Chemical Name	CAS Number	Biodegradation <sup>1</sup>	Bioaccumulative <sup>1</sup>	Screening	Discussion	Outcome of Tier 2 Assessment <sup>1</sup>
Acetic acid	64-19-7	<u>Environmental Hazard Assessment:</u> Readily biodegradable  <u>PBT Assessment:</u> Does not meet the screening criteria for persistence.	Low Kow is -0.17  <u>PBT Assessment:</u> Does not meet the screening criteria for bioaccumulation.	Tier 1	<u>NICNAS Assessment (2018)</u> <u>Human Health</u> - potentially harmful to public health in event of transport spill. - potentially harmful to workers health in event of industrial incident <u>Environment</u> -unlikely to cause harm to environment  <u>PBT Assessment:</u> The overall conclusion is that acetic acid is not a PBT substance.  <u>Management:</u> Implementation of Constraints Protocol in EMP will be required to prevent accidental discharge/release. Australia WorkSafe and Santos Occupational Health & Safety procedures will be used to minimise human health exposure. Therefore, a Tier 2 assessment was not warranted.	NA
Acrylamide acrylate copolymer	9003-06-9	<u>Environmental Fate Property:</u> Not biodegradable  <u>PBT Assessment:</u> Does meet the criteria for persistence.	<u>Environmental Fate Property:</u> Not expected to bioaccumulate because of poor water solubility and high molecular weight  <u>PBT Assessment:</u> Does not meet criteria for bioaccumulation	Tier 1 (NICNAS/PBT)	NICNAS assessed in an IMAP Tier 1 assessment and considers it a "polymer identified as low concern to human health by application of expert validated rules"  <u>PBT Assessment:</u> The overall conclusion is that acrylamide/sodium acrylate copolymer is not a PBT substance  <u>Management:</u> No additional management required, Tier 1 screening satisfied.	NA
Acrylamide, sodium acrylate polymer	25987-30-8	<u>Environmental Fate Property:</u> Not biodegradable  <u>PBT Assessment:</u> Does meet the criteria for persistence.	<u>Environmental Fate Property:</u> Not expected to bioaccumulate because of poor water solubility and high molecular weight  <u>PBT Assessment:</u> Does not meet criteria for bioaccumulation	Tier 1 (NICNAS/PBT)	NICNAS assessed in an IMAP Tier 1 assessment and considers it a "polymer identified as low concern to human health by application of expert validated rules"  <u>PBT Assessment:</u> The overall conclusion is that acrylamide/sodium acrylate copolymer is not a PBT substance  <u>Management:</u> No additional management required, Tier 1 screening satisfied.	NA

**Table 2**  
**Evaluation of Coil Tubing Hydraulic Fracturing System Chemicals**  
**Beetaloo McArthur Basin Hydraulic Fracturing Fluid System - Chemical Risk Assessment**

Chemical Name	CAS Number	Density (kg/L)	Volume of Chemical (L)	Volume Fraction (% v/v)	Chemical Mass in Fluid (kg)	Mass Fraction (% w/w)	Concentration in Injected Fluid (mg/L)	Ecotoxicity <sup>1</sup>	Toxicity <sup>1</sup>
Acrylonitrile	107-13-1	0.81	0.039	0.000014%	0.031433951	1.67475E-07	0.002	<p><b>Aquatic Toxicity</b>  <u>Acute Aquatic - Fish</u>  -96-hr LC<sub>50</sub> <i>Oryzias latipes</i> - 5.1 mg/L</p> <p><u>Acute Aquatic - Invertebrate</u>  -48-hr EC<sub>50</sub> <i>Daphnia magna</i> - 2.5 mg/L  <u>Acute Aquatic - Algae and other aquatic plants</u>  -72-hr EC<sub>50</sub> <i>Pseudokirchneriella subcapitata</i> - 10 mg/L (biomass)  <u>Chronic Aquatic - Algae and other aquatic plants</u>  -30-day LOEC <i>Pimephales promelas</i> in a fish early life stage test was 0.34 mg/L. A NOEC of 0.17 mg/L is derived by LOEC/2.  -The 21-day NOEC from a <i>Daphnia</i> reproduction test is 0.5 mg/L (ECHA) [KI].  -The 72-hr NOEC to <i>Pseudokirchneriella subcapitata</i> is 0.95 mg/l based on growth rate (ECHA) [KI].</p> <p><b>Terrestrial Toxicity</b>  No data available.</p> <p>PNEC<sub>water</sub> - 0.017 mg/L  PNEC<sub>soil</sub> - 0.002 mg/kg soil dry weight</p>	<p><u>Qualitative Assessment:</u>  Human Health Hazard - High acute toxicity (oral, dermal, inhalation); skin/respiratory irritant; skin sensitizer; animal carcinogen (oral and inhalation)</p> <p>Ecological Hazard - Toxic to aquatic life with long lasting effects.</p> <p><u>PBT Assessment:</u> Does not meet the criteria for toxicity.</p>
Alcohols, C10-16, ethoxylated propoxylated	69227-22-1	0.94	32	0.0111%	29.9	0.000118246	1.18	<p><b>Aquatic Toxicity</b>  -Freshwater fish: 2 species, 720 to 1,500 µg/L.  -Freshwater crustaceans: 2 species, 590 to 860 µg/L.  -Freshwater rotifers: 1 species, <i>Brachionus calyciflorus</i>, 1,300 µg/L  -Freshwater algae, diatoms and blue-green algae: 6 species, 200 to 8,700 µg/L.</p> <p><b>Terrestrial Toxicity</b>  -No studies are available  PNEC<sub>water</sub> - 0.14 mg/L (ANZECC Water Quality Guideline for alcohol ethoxylates)  PNEC<sub>soil</sub> - 0.3 - 10.7 mg/kg dry weight (equilibrium partitioning method)</p>	<p><u>Qualitative Assessment:</u>  Human Health Hazard - Low concern  Ecological Hazard - Harmful to aquatic life with long lasting effects</p> <p><u>PBT Assessment:</u> Does not meet the screening criteria for toxicity.</p>
Alcohols, C12-15, ethoxylated	68131-39-5	0.985	2.5	0.00089%	2.495852113	8.99221E-06	0.09	<p><b>Aquatic Toxicity</b>  Toxicity values (NOECs) utilised in development of ANZECC water quality guideline for alcohol ethoxylates:  -Freshwater fish: 2 species, 720 to 1,500 µg/L  -Freshwater crustaceans: 2 species, 590 to 860 µg/L.  -Freshwater rotifers: 1 species, <i>Brachionus calyciflorus</i>, 1,300 µg/L  -Freshwater algae, diatoms and blue-green algae: 6 species, 200 to 8,700 µg/L.  -Freshwater mesocosms: 4 NOEC data for multiple species tests were 80, 80, 320, and 330µg/L, although replication was insufficient to meet OECD (1992) requirements. Normalised data were 380, 380, 320, and 1,520 µg/L</p> <p><b>Terrestrial Toxicity</b>  No data available.</p> <p>PNEC<sub>water</sub> - 0.140 mg/L (ANZECC Water Quality Guideline for alcohol ethoxylates)  PNEC<sub>soil</sub> - 0.9 - 5.6 (equilibrium partitioning method)</p>	<p><u>Qualitative Assessment:</u>  Human Health Hazard - Low concern  Ecological Hazard - Harmful to aquatic life with long lasting effects</p> <p><u>PBT Assessment:</u> Does not meet the screening criteria for toxicity.</p>

**Table 2**  
**Evaluation of Coil Tubing Hydraulic Fracturing System Chemicals**  
**Beetaloo McArthur Basin Hydraulic Fracturing Fluid System - Chemical Risk Assessment**

Chemical Name	CAS Number	Biodegradation <sup>1</sup>	Bioaccumulative <sup>1</sup>	Screening	Discussion	Outcome of Tier 2 Assessment <sup>1</sup>
Acrylonitrile	107-13-1	Environmental Fate Property: Inherently biodegradable	<u>PBT Assessment:</u> Does not meet criteria for bioaccumulation	Tier 1 (PBT/Exposure Assessment)	<p><u>PBT Assessment:</u> The overall conclusion is that acrylonitrile is not a PBT substance.</p> <p>Qualitative Assessment indicated human health hazard of skin/respiratory irritant, acute toxicity via oral, dermal, and inhalation pathway; and, carcinogenic to animals.</p> <p>The estimated injected concentration did not exceed the ecotoxicity values or PNECs for this receptor. However, this chemical is inherently biodegradable, does not bioaccumulate, and does not meet the PBT criteria for toxicity to aquatic organisms. Additionally, the potential exposure to aquatic receptors is considered incomplete (refer to text). Therefore, a Tier 2 assessment was not warranted.</p> <p><u>Management:</u> Implementation of Constraints Protocol in EMP will be required to prevent accidental discharge/release. Australia WorkSafe and Santos Occupational Health &amp; Safety procedures will be used to minimise human health exposure.</p>	NA
Alcohols, C10-16, ethoxylated propoxylated	69227-22-1	<p><u>Environmental Fate Property:</u> Readily biodegradable</p> <p><u>PBT Assessment:</u> Does not meet the screening criteria for persistence.</p>	<p><u>Environmental Fate Properties:</u> Log Kow range from &lt;5 to 387.5</p> <p><u>PBT Assessment:</u> Does not meet the screening criteria for bioaccumulation.</p>	Tier 1 (PBT/Exposure Assessment)	<p><u>PBT Assessment:</u> The overall conclusion is that Alcohols, C10-16, ethoxylated propoxylated is not a PBT substance.</p> <p>Qualitative Assessment indicated low concern to human health.</p> <p>While the estimated injected concentration did exceed the ecotoxicity values or PNECs for this receptor. This chemical is readily biodegradable and does not bioaccumulate. Additionally, the potential exposure to aquatic receptors is considered incomplete (refer to text). Therefore, a Tier 2 assessment was not warranted.</p> <p><u>Management:</u> Implementation of Constraints Protocol in EMP will be required to prevent accidental discharge/release.</p>	NA
Alcohols, C12-15, ethoxylated	68131-39-5	<p><u>Environmental Fate Property:</u> Readily biodegradable</p> <p><u>PBT Assessment:</u> Does not meet the screening criteria for persistence.</p>	<p><u>Environmental Fate Properties:</u> Log Kow range from &lt;5 to 387.5</p> <p><u>PBT Assessment:</u> Does not meet the screening criteria for bioaccumulation.</p>	Tier 1 (PBT/Exposure Assessment)	<p><u>PBT Assessment:</u> The overall conclusion is that Alcohols, C12-15, ethoxylated is not a PBT substance.</p> <p>Qualitative Assessment indicated low concern to human health; however harmful effects to aquatic life.</p> <p>The estimated injected concentration did not exceed the ecotoxicity values or PNECs for this receptor. This chemical is readily biodegradable and does not bioaccumulate. Additionally, the potential exposure to aquatic receptors is considered incomplete (refer to text). Therefore, a Tier 2 assessment was not warranted.</p> <p><u>Management:</u> Implementation of Constraints Protocol in EMP will be required to prevent accidental discharge/release.</p>	NA

**Table 2**  
**Evaluation of Coil Tubing Hydraulic Fracturing System Chemicals**  
**Beetaloo McArthur Basin Hydraulic Fracturing Fluid System - Chemical Risk Assessment**

Chemical Name	CAS Number	Density (kg/L)	Volume of Chemical (L)	Volume Fraction (% v/v)	Chemical Mass in Fluid (kg)	Mass Fraction (% w/w)	Concentration in Injected Fluid (mg/L)	Ecotoxicity <sup>1</sup>	Toxicity <sup>1</sup>
Alcohols, C12-16, ethoxylated	68551-12-2	0.985	2.5	0.00086%	2.432931471	8.76552E-06	0.09	<p><b>Aquatic Toxicity</b>  Toxicity values (NOECs) utilised in development of ANZECC water quality guideline for alcohol ethoxylates:  -Freshwater fish: 2 species, 720 to 1,500 µg/L  -Freshwater crustaceans: 2 species, 590 to 860 µg/L.  -Freshwater rotifers: 1 species, Brachionus calyciflorus, 1,300 µg/L  -Freshwater algae, diatoms and blue-green algae: 6 species, 200 to 8,700 µg/L.  - Freshwater mesocosms: 4 NOEC data for multiple species tests were 80, 80, 320, and 330µg/L, although replication was insufficient to meet OECD (1992) requirements. Normalised data were 380, 380, 320, and 1,520 µg/L</p> <p><b>Terrestrial Toxicity</b>  No data available.</p> <p><b>PNEC<sub>water</sub></b> - 0.140 mg/L (ANZECC Water Quality Guideline for alcohol ethoxyates)  <b>PNEC<sub>soil</sub></b> - 0.0 to 10.7 mg/kg dry weight soil (equilibrium partitioning method)</p>	<p><b>Qualitative Assessment:</b>  Human Health Hazard - Low concern  Ecological Hazard - Harmful to aquatic life with long lasting effects</p> <p><b>PBT Assessment:</b> Does not meet the screening criteria for toxicity.</p>
Alcohols, C6-12, ethoxylated propoxylated	68937-66-6	0.94	89	0.0311%	83.69091205	0.000331088	3.31	<p><b>Aquatic Toxicity</b>  Toxicity values (NOECs) utilised in development of ANZECC water quality guideline for alcohol ethoxylates:  -Freshwater fish: 2 species, 720 to 1,500 µg/L  -Freshwater crustaceans: 2 species, 590 to 860 µg/L.  -Freshwater rotifers: 1 species, Brachionus calyciflorus, 1,300 µg/L  -Freshwater algae, diatoms and blue-green algae: 6 species, 200 to 8,700 µg/L.  - Freshwater mesocosms: 4 NOEC data for multiple species tests were 80, 80, 320, and 330µg/L, although replication was insufficient to meet OECD (1992) requirements. Normalised data were 380, 380, 320, and 1,520 µg/L</p> <p><b>Terrestrial Toxicity</b>  No data available.</p> <p><b>PNEC<sub>water</sub></b> - 0.140 mg/L  <b>PNEC<sub>soil</sub></b> - 0.03 to 0.87 mg/kg dry weight soil</p>	<p><b>Qualitative Assessment:</b>  Human Health Hazard - Low concern  Ecological Hazard - Harmful to aquatic life with long lasting effects</p> <p><b>PBT Assessment:</b> Does Not meet the screening criteria for toxicity.</p>
Aldol	107-89-1	1.103	41	0.0142%	44.95712411	0.000129172	1.29	<p><b>Aquatic Toxicity</b>  <b>Acute Aquatic</b>  -96-hr LC<sub>50</sub> - Fish - 134 mg/L  -48-hr EC<sub>50</sub> <i>Daphnid</i> - 840 mg/L  -96-hr EC<sub>50</sub> <i>Green Algae</i> - 692 mg/L  <b>Chronic Aquatic</b>  -No experimental studies are available.</p> <p><b>Terrestrial Toxicity</b>  -No experimental studies are available.</p> <p><b>PNEC<sub>water</sub></b> - 0.13 mg/L  <b>PNEC<sub>soil</sub></b> - 0.002 mg/kg soil dry weight</p>	<p><b>Qualitative Assessment:</b>  Human Health Hazard - Expected to be eye/respiratory irritant; low concern for systemic toxicity.  Ecological Hazard - Low concern</p> <p><b>PBT Assessment:</b> Does not meet screening criteria for toxicity.</p>

**Table 2**  
**Evaluation of Coil Tubing Hydraulic Fracturing System Chemicals**  
**Beetaloo McArthur Basin Hydraulic Fracturing Fluid System - Chemical Risk Assessment**

Chemical Name	CAS Number	Biodegradation <sup>1</sup>	Bioaccumulative <sup>1</sup>	Screening	Discussion	Outcome of Tier 2 Assessment <sup>1</sup>
Alcohols, C12-16, ethoxylated	68551-12-2	<u>Environmental Fate Property:</u> Readily biodegradable  <u>PBT Assessment:</u> Does not meet the screening criteria for persistence.	<u>Environmental Fate Properties:</u> Log Kow range from <5 to 387.5  <u>PBT Assessment:</u> Does not meet the screening criteria for bioaccumulation.	Tier 1 (PBT/Exposure Assessment)	<u>PBT Assessment:</u> The overall conclusion is that Alcohols, C12-16, ethoxylated is not a PBT substance.  Qualitative Assessment indicated low concern to human health; however harmful effects to aquatic life.  The estimated injected concentration did not exceed the ecotoxicity values or PNECs for this receptor. This chemical is readily biodegradable and does not bioaccumulate. Additionally, the potential exposure to aquatic receptors is considered incomplete (refer to text). Therefore, a Tier 2 assessment was not warranted.  <u>Management:</u> Implementation of Constraints Protocol in EMP will be required to prevent accidental discharge/release.	NA
Alcohols, C6-12, ethoxylated propoxylated	68937-66-6	<u>Environmental Fate Property:</u> Readily biodegradable  <u>PBT Assessment:</u> Does not meet the screening criteria for persistence.	<u>Environmental Fate Properties:</u> Log Kow range from <5 to 387.5  <u>PBT Assessment:</u> Does not meet the screening criteria for bioaccumulation.	Tier 1 (PBT/Exposure Assessment)	<u>PBT Assessment:</u> The overall conclusion is that Alcohols, C6-12, ethoxylated propoxylated is not a PBT substance.  Qualitative Assessment indicated low concern to human health.  While the estimated injected concentration did exceed the ecotoxicity values or PNECs for this receptor. This chemical is readily biodegradable and does not bioaccumulate. Additionally, the potential exposure to aquatic receptors is considered incomplete (refer to text). Therefore, a Tier 2 assessment was not warranted.  <u>Management:</u> Implementation of Constraints Protocol in EMP will be required to prevent accidental discharge/release.	NA
Aldol	107-89-1	<u>Environmental Fate Property:</u> Readily biodegradable  <u>PBT Assessment:</u> Does not meet the screening criteria for persistence.	<u>Environmental Fate Property:</u> low kow = -0.722  <u>PBT Assessment:</u> Does not meet the screening criteria for bioaccumulation.	Tier 1 (Qualitative Assessment/PBT)	<u>PBT Assessment:</u> The overall conclusion is that aldol is not a PBT substance.  Qualitative assessment indicates that this chemical may pose a hazard to human health (e.g., eye/respiratory irritant).  <u>Management:</u> Management: Australia WorkSafe and Santos Occupational Health & Safety procedures will be used to minimise human health exposure.	NA

**Table 2**  
**Evaluation of Coil Tubing Hydraulic Fracturing System Chemicals**  
**Beetaloo McArthur Basin Hydraulic Fracturing Fluid System - Chemical Risk Assessment**

Chemical Name	CAS Number	Density (kg/L)	Volume of Chemical (L)	Volume Fraction (% v/v)	Chemical Mass in Fluid (kg)	Mass Fraction (% w/w)	Concentration in Injected Fluid (mg/L)	Ecotoxicity <sup>1</sup>	Toxicity <sup>1</sup>
Amides, tall-oil fatty, N,N-bis(hydroxyethyl)	68155-28-4	0.9	2.8	0.00097%	2.502959281	1.08016E-05	0.11	<p><b>Aquatic Toxicity</b>            Acute Aquatic            -96-hr LC<sub>50</sub> - Danio rerio - 5.1 mg/L            -48-hr EC<sub>50</sub> Daphnia magna - 3.2 mg/L            -72-hr EC<sub>50</sub> Desmodesmus subspicatus - 18.6 mg/L  <b>Chronic Aquatic</b>            -The 28-day NOEC to Oncorhynchus mykiss in a fish chronic toxicity study is 0.32 mg/L [nominal] and 0.26 mg/L [measured] (ECHA) [Kl. score =2].            -The 21-d NOEC in a Daphnia reproduction test is 0.1 mg/L [nominal] and 0.07 mg/L [measured] (ECHA) [Kl. score = 2].            -The 72-hr EC10 to Desmodesmus subspicatus is 1.4 mg/L (ECHA) [Kl. score = 2].</p> <p><b>Terrestrial Toxicity</b>            -No experimental studies are available.  <b>PNEC<sub>water</sub></b> -0.007 mg/L (Acute <i>Daphnia</i> )  <b>PNEC<sub>soil</sub></b> - 0.16 (equilibrium partitioning method)</p>	<p><b>Qualitative Assessment:</b>            Human Health Hazard -Skin/eye irritant            Ecological Hazard - Toxic to aquatic life</p> <p><b>PBT Assessment:</b> Does not meet screening criteria for toxicity.</p>
Amine oxides, cocoalkyldimethyl	61788-90-7	0.716	13	0.00450%	9.218810642	6.28592E-05	0.63	<p><b>Aquatic Toxicity</b>            Acute Aquatic            -96-hr LC<sub>50</sub> - Salmo gairdneri - 13 mg/L            -96-hr LC<sub>50</sub> - Brachydanio rerio - 1.0 mg/L            -96-hr LC50 - Leuciscus idus melanotus - 4.3 mg/L            -48-hr EC<sub>50</sub> Daphnia magna - 2.9 mg/L            -72-hr EC<sub>50</sub> Selenastrum capricornutum - 0.29 mg/L  <b>Chronic Aquatic</b>            -No studies available</p> <p><b>Terrestrial Toxicity</b>            -No experimental studies are available.  <b>PNEC<sub>water</sub></b> -0.009 mg/L (Acute <i>Algae</i> )  <b>PNEC<sub>soil</sub></b> - 0.18 mg/kg dry weight soil (equilibrium partitioning method)</p>	<p><b>Qualitative Assessment:</b>            Human Health Hazard -Skin irritant/Severe eye irritant            Ecological Hazard - Very toxic to aquatic life. Harmful to aquatic life with long lasting effects</p> <p><b>PBT Assessment:</b> Does meet the screening criteria for toxicity.</p>
Benzaldehyde	100-52-7	1.0415	5.8	0.00203%	6.060181972	1.95293E-05	0.20	<p><b>Aquatic Toxicity</b>            Acute Aquatic            -96-hr LC<sub>50</sub> -Fathead minnow - 12.4 mg/L            -96-hr LC<sub>50</sub> -Rainbow trout- 11.2 mg/L            -96-hr LC<sub>50</sub> - Goldfish - 13.8 mg/L            -96-hr LC<sub>50</sub> - Channel catfish- 5.39 mg/L            -96-hr LC<sub>50</sub> - Bluegill - 1.07 mg/L            -24-hr EC<sub>50</sub> Daphnia - 50 mg/L</p> <p><b>Chronic Aquatic</b>            -7-day NOEC to 1- day Pimephales promelas larvae was 0.12 mg/L (measured) based on growth rate and mortality (ECHA) [Kl. score = 2].            -8-day NOEC to Scenedesmus quadricauda is 34 mg/L (ECHA) [Kl. score = 4].</p> <p><b>Terrestrial Toxicity</b>            -No experimental studies are available.  <b>PNEC<sub>water</sub></b> -0.002 mg/L (Acute <i>Algae</i> )  <b>PNEC<sub>soil</sub></b> - 0.0003 mg/kg dry weight soil (equilibrium partitioning method)</p>	<p><b>Qualitative Assessment:</b>            Human Health Hazard -Low concern            Ecological Hazard - Low concern</p> <p><b>PBT Assessment:</b> Does not meet screening criteria for toxicity.</p>

**Table 2**  
**Evaluation of Coil Tubing Hydraulic Fracturing System Chemicals**  
**Beetaloo McArthur Basin Hydraulic Fracturing Fluid System - Chemical Risk Assessment**

Chemical Name	CAS Number	Biodegradation <sup>1</sup>	Bioaccumulative <sup>1</sup>	Screening	Discussion	Outcome of Tier 2 Assessment <sup>1</sup>
Amides, tall-oil fatty, N,N-bis(hydroxyethyl)	68155-28-4	<u>Environmental Fate Property:</u> Inherently biodegradable  <u>PBT Assessment:</u> Does not meet the screening criteria for persistence.	<u>Environmental Fate Property:</u>  <u>PBT Assessment:</u> Does not meet the screening criteria for bioaccumulation.	Tier 1 (PBT/Exposure Assessment)	<u>PBT Assessment:</u> The overall conclusion is that Amides, tall-oil fatty, N,N-bis(hydroxyethyl) is not a PBT substance.  Qualitative Assessment indicated human health hazard of skin/eye irritant.  While the estimated injected concentration did exceed the ecotoxicity values or PNECs for this receptor. However, this chemical is readily biodegradable, does not bioaccumulate, and does not meet the PBT criteria for toxicity to aquatic organisms. Additionally, the potential exposure to aquatic receptors is considered incomplete (refer to text). Therefore, a Tier 2 assessment was not warranted.	NA
Amine oxides, cocoalkyldimethyl	61788-90-7	<u>Environmental Fate Property:</u> Readily biodegradable  <u>PBT Assessment:</u> Does not meet the screening criteria for persistence.	<u>Environmental Fate Property:</u>  <u>PBT Assessment:</u> Does not meet the criteria for bioaccumulation	Tier 2	<u>PBT Assessment:</u> The overall conclusion is that Amine oxides, cocoalkyldimethyl is not a PBT substance.  Qualitative Assessment indicated human health hazard of skin/eye irritant.  The estimated injected concentration did exceed the ecotoxicity values or PNECs for this receptor. However, this chemical is readily biodegradable, does not bioaccumulate, and does not meet the PBT criteria for toxicity to aquatic organisms. Additionally, the potential exposure to aquatic receptors is considered incomplete (refer to text).  Chemicals with a high ecotoxicity hazard assessment have a potential avian wildlife exposure to chemicals stored in treatment tanks. Therefore a Tier 2 assessment was conducted for avian receptors.	A quantitative risk characterisation was used to assess the risk to avian receptors from potential exposure to amine oxides, cocoalkyldimethyl (Attachment F). There were no unacceptable potential risks to avian receptors as a result of ingestion of waters stored in treatment tanks.
Benzaldehyde	100-52-7	<u>Environmental Fate Property:</u> Readily biodegradable  <u>PBT Assessment:</u> Does not meet the screening criteria for persistence.	<u>Environmental Fate Property:</u>  <u>PBT Assessment:</u> Does not meet the criteria for bioaccumulation	Tier 1 (Qualitative Assessment/PBT)	<u>PBT Assessment:</u> The overall conclusion is that benzaldehyde is not a PBT substance.  Qualitative assessment indicates that this chemical is of low concern to human health.  <u>Management:</u> No additional management required, Tier 1 screening satisfied.	NA



**Table 2**  
**Evaluation of Coil Tubing Hydraulic Fracturing System Chemicals**  
**Beetaloo McArthur Basin Hydraulic Fracturing Fluid System - Chemical Risk Assessment**

Chemical Name	CAS Number	Density (kg/L)	Volume of Chemical (L)	Volume Fraction (% v/v)	Chemical Mass in Fluid (kg)	Mass Fraction (% w/w)	Concentration in Injected Fluid (mg/L)	Ecotoxicity <sup>1</sup>	Toxicity <sup>1</sup>
Bismuth Oxide	1304-76-3	8.9	23	0.00794%	202.0601329	8.91704E-06	0.09	<p><b>Aquatic Toxicity</b>            Acute Aquatic            -96-hr LC<sub>50</sub> -Brachydanio rerio - &gt;137 [WAF] and &gt;100 [WAF]* mg/L            -48-hr EC<sub>50</sub> -Daphnia magna - &gt;137 [WAF] and &gt;100 [WAF]* mg/L            -72-hr EC<sub>50</sub> Daphnia - &gt;137 [WAF] and &gt;100 [WAF]* mg/L            *As bismuth. The value for bismuth oxide is 223 mg/L (the molecular weight is 266 g/mol).</p> <p><b>Chronic Aquatic</b>            -No experimental studies are available.</p> <p><b>Terrestrial Toxicity</b>            -No experimental studies are available.  <b>PNEC<sub>water</sub></b> -1.0 mg/L  <b>PNEC<sub>soil</sub></b> - Cannot be derived using the equilibrium partitioning method.</p>	<p><b>Qualitative Assessment:</b>            Human Health Hazard -Low concern            Ecological Hazard - Low concern</p> <p><b>PBT Assessment:</b> Does not meet screening criteria for toxicity.</p>
Butyl alcohol	71-36-3	0.81	2.7	0.00094%	2.189255051	1.1664E-05	0.12	<p><b>Aquatic Toxicity</b>            Acute Aquatic            -96-hr LC<sub>50</sub> -Pimephelas promelas - 1,376 mg/L            -48-hr EC<sub>50</sub> -Daphnia magna - 1,328 mg/L            -72-hr EC<sub>50</sub> - Pseudokirchneriella subcapitata - 225 mg/L</p> <p><b>Chronic Aquatic</b>            -21-d NOEC from a Daphnia reproduction test is 4.1 mg/L (ECHA) [Kl. score = 2].             -96-hr EC10 to Pseudokirchneriella subcapitata is 134 mg/L (ECHA) [Kl. score = 1].</p> <p><b>Terrestrial Toxicity</b>            -No experimental studies are available.  <b>PNEC<sub>water</sub></b> -0.08 mg/L (Acute <i>Algae</i> )  <b>PNEC<sub>soil</sub></b> - 0.004 mg/kg soil dry weight.</p>	<p><b>Qualitative Assessment:</b>            Human Health Hazard -Skin irritant/Severe eye irritant            Ecological Hazard - Low concern</p> <p><b>PBT Assessment:</b> Does not meet screening criteria for toxicity.</p>
Crontonaldehyde	123-73-9	0.852	2.9	0.00103%	2.508260356	1.20785E-05	0.12	<p><b>Aquatic Toxicity</b>  <u>Acute Aquatic - Fish</u>            -96-hr LC<sub>50</sub> <i>Oncorhynchus mykiss</i> - 0.65 mg/L            -96-hr LC<sub>50</sub> <i>Pimephales promelas</i> - 0.84 mg/L            -96-hr LC<sub>50</sub> <i>Lepomis macrochirus</i> - 3 mg/L  <u>Acute Aquatic - Invertebrate</u>            -48-hr EC<sub>50</sub> <i>Daphnia magna</i> - 2 mg/L</p> <p><u>Acute Aquatic - Algae and other aquatic plants</u>            -72-hr EC<sub>50</sub> <i>Pseudokirchneriella subcapitata</i> - 0.597 mg/L            -96-hr EC<sub>50</sub> <i>Pseudokirchneriella subcapitata</i> - &lt;0.881 mg/L  <u>Chronic Aquatic - Fish</u>            -21-day <i>Oryzias latipes</i> early stage life toxicity NOEC 0.0247 mg/L  <u>Chronic Aquatic - Algae and other aquatic plants</u>            -96-hr <i>Pseudokirchneriella subcapitata</i> study EC<sub>10</sub> 0.385 mg/L</p> <p><b>Terrestrial Toxicity</b>            No data available.</p> <p><b>PNEC<sub>water</sub></b> - 0.0005 mg/L (lowest NOEC)  <b>PNEC<sub>soil</sub></b> - 0.00007 mg/kg soil dry weight (equilibrium partitioning method)</p>	<p><b>Qualitative Assessment:</b>            Human Health Hazard: Very high acute toxicity (dermal, inhalation); moderate-to-high acute toxicity (oral); skin/respiratory irritant; severe eye irritant; repeated inhalation exposures may cause nasal lesions; suspect mutagen.            Ecological Hazard: Very toxic to aquatic life with long lasting effects.</p> <p><b>PBT Assessment:</b> Does meet screening criteria for toxicity.</p>

**Table 2**  
**Evaluation of Coil Tubing Hydraulic Fracturing System Chemicals**  
**Beetaloo McArthur Basin Hydraulic Fracturing Fluid System - Chemical Risk Assessment**

Chemical Name	CAS Number	Biodegradation <sup>1</sup>	Bioaccumulative <sup>1</sup>	Screening	Discussion	Outcome of Tier 2 Assessment <sup>1</sup>
Bismuth Oxide	1304-76-3	<p><u>Environmental Fate Property:</u> Not relevant</p> <p><u>PBT Assessment:</u> Does not meet the screening criteria for persistence.</p>	<p><u>Environmental Fate Property:</u></p> <p><u>PBT Assessment:</u> Does not meet the criteria for bioaccumulation</p>	Tier 1 (Qualitative Assessment/PBT)	<p><u>PBT Assessment:</u> The overall conclusion is that bismuth oxide is not a PBT substance.</p> <p>Qualitative assessment indicates that this chemical is of low concern to human health.</p> <p><u>Management:</u> No additional management required, Tier 1 screening satisfied.</p>	NA
Butyl alcohol	71-36-3	<p><u>Environmental Fate Property:</u> Readily biodegradable</p> <p><u>PBT Assessment:</u> Does not meet the screening criteria for persistence.</p>	<p><u>Environmental Fate Property:</u></p> <p><u>PBT Assessment:</u> Does not meet the criteria for bioaccumulation</p>	Tier 1 (Qualitative Assessment/PBT)	<p><u>PBT Assessment:</u> The overall conclusion is that butyl alcohol is not a PBT substance.</p> <p>Qualitative Assessment indicated human health hazard of Skin irritant/Severe eye irritant.</p> <p><u>Management:</u> Australia WorkSafe and Santos Occupational Health &amp; Safety procedures will be used to minimise human health exposure.</p>	NA
Crontonaldehyde	123-73-9	<p><u>Environmental Fate Properties:</u> Readily biodegradable</p> <p><u>PBT Assessment:</u> Does not meet the screening criteria for persistence.</p>	<p><u>Environmental Fate Properties:</u> Experimental log Kow is 0.6</p> <p><u>PBT Assessment:</u> Does not meet the criteria for bioaccumulation.</p>	Tier 1 (Qualitative Assessment/PBT/Exposure Assessment)	<p><u>PBT Assessment:</u> The overall conclusion is that Crontonaldehyde is not a PBT substance.</p> <p>Qualitative Assessment indicated potential hazard to human health (e.g., acute toxicity, severe eye irritant).</p> <p>The estimated injected concentration did exceed the ecotoxicity values or PNECs for this receptor. However, this chemical is readily biodegradable, does not bioaccumulate, and does not meet the PBT assessment criteria for toxicity. Additionally, the potential exposure to aquatic receptors is considered incomplete (refer to text). Therefore, a Tier 2 assessment was not warranted.</p> <p><u>Management:</u> Implementation of Constraints Protocol in EMP will be required to prevent accidental discharge/release. Australia WorkSafe and Santos Occupational Health &amp; Safety procedures will be used to minimise human health exposure.</p>	NA

**Table 2**  
**Evaluation of Coil Tubing Hydraulic Fracturing System Chemicals**  
**Beetaloo McArthur Basin Hydraulic Fracturing Fluid System - Chemical Risk Assessment**

Chemical Name	CAS Number	Density (kg/L)	Volume of Chemical (L)	Volume Fraction (% v/v)	Chemical Mass in Fluid (kg)	Mass Fraction (% w/w)	Concentration in Injected Fluid (mg/L)	Ecotoxicity <sup>1</sup>	Toxicity <sup>1</sup>
Choline Chloride	67-48-1	1.1	171	0.0597%	187.8559501	0.0005427	5.43	<p><b>Aquatic Toxicity</b>  <u>Acute Aquatic - Fish</u>  -96-hr LC<sub>50</sub> <i>Oryzias latipes</i> - &gt;100 mg/L (nominal and measured)  -96-hr LC<sub>50</sub> <i>Leuciscus idus</i> - &gt;10,000 mg/L (78% solution of choline chloride)  <u>Acute Aquatic - Invertebrate</u>  -48-hr EC<sub>50</sub> <i>Daphnia magna</i> - 349 mg/L (nominal and measured)  -48-hr EC<sub>50</sub> <i>Daphnia magna</i> - &gt;500 mg/L (78% solution of choline chloride)  <u>Acute Aquatic - Algae and other aquatic plants</u>  -72-hr EC<sub>50</sub> <i>Pseudokirchneriella subcapitata</i> - &gt;1,000 (nominal and measured)  <u>Chronic Aquatic - Invertebrate</u>  -21-day <i>Daphnia magna</i> reproduction test NOEC 30.2 mg/L (nominal and measured)  <u>Chronic Aquatic - Algae and other aquatic plants</u>  -72-hr <i>Pseudokirchneriella subcapitata</i> study NOEC 30.2 mg/L</p> <p><b>Terrestrial Toxicity</b>  No data available.</p> <p><b>PNEC<sub>water</sub></b> - 0.3 mg/L (Chronic <i>Daphnia</i>)  <b>PNEC<sub>soil</sub></b> - 0.007 mg/kg soil dry weight (equilibrium partitioning method)</p>	<p><u>Qualitative Assessment:</u>  Human Health Hazard -Low concern  Ecological Hazard - Low concern</p> <p><u>PBT Assessment:</u> Does not meet the criteria for toxicity.</p>
Cinnamaldehyde	104-55-2	1.048	41	0.0145%	43.48747681	0.000138408	1.38	<p><b>Aquatic Toxicity</b>  <u>Acute Aquatic - Fish</u>  -96-hr LC<sub>50</sub> <i>Brachydanio rerio</i> - 4.15 mg/L  -96-hr LC<sub>50</sub> <i>Poecilia reticulata</i> - &gt;3.5  <u>Acute Aquatic - Invertebrate</u>  -48-hr EC<sub>50</sub> <i>Daphnia magna</i> - 3.21 mg/L  <u>Acute Aquatic - Algae and other aquatic plants</u>  -72-hr EC<sub>50</sub> <i>Desmodesmus subspicatus</i> - 31.6 mg/L  -72-hr EC<sub>50</sub> <i>Chlorella vulgaris</i> - 16.09 mg/L  <u>Chronic Aquatic - Fish</u>  -28-day LOEC <i>Oryzias latipes</i> 66.08 mg/L</p> <p><b>Terrestrial Toxicity</b>  No data available.</p> <p><b>PNEC<sub>water</sub></b> - 0.04 mg/L (Acute Fish)  <b>PNEC<sub>soil</sub></b> - 0.02 mg/kg dry weight soil (equilibrium partitioning method)</p>	<p><u>Qualitative Assessment:</u>  Human Health Hazard -Skin/eye irritant; skin sensitizer  Ecological Hazard - Toxic to aquatic life</p> <p><u>PBT Assessment:</u> Does not meet the screening criteria for toxicity.</p>
Citric acid	77-92-9	1.542	17	0.00600%	26.4652759	3.8907E-05	0.39	<p><b>Aquatic Toxicity</b>  Acute Aquatic - Fish  -48-hr LC50 <i>Leuciscus idus melanotus</i> (golden orfe) - 440 mg/L and 760 mg/L  -96-hr LC50 <i>Lepomis macrochirus</i> (fathead minnow)- &gt;100 mg/L  Acute Aquatic - Invertebrate  -24-hr EC50 <i>Daphnia magna</i> - 85 mg/L (un-neutralised test solution) 1,535 mg/L in neutralised solution</p> <p>Acute Aquatic - Algae and other aquatic plants  -8-day EC0 <i>Scenedesmus quadricauda</i> - 640 mg/L  Chronic Aquatic  -No chronic studies available</p> <p><b>Terrestrial Toxicity</b>  No data available.</p> <p><b>PNEC<sub>water</sub></b> - 0.44 mg/L (Acute <i>Daphnia</i>)  <b>PNEC<sub>soil</sub></b> - 0.002 mg/kg soil dry weight (equilibrium partitioning method)</p>	<p><u>Qualitative Assessment:</u>  Human Health Hazard -Eye irritant  Ecological Hazard - Low concern</p> <p><u>PBT Assessment:</u> Does not meet the screening criteria for toxicity.</p>

**Table 2**  
**Evaluation of Coil Tubing Hydraulic Fracturing System Chemicals**  
**Beetaloo McArthur Basin Hydraulic Fracturing Fluid System - Chemical Risk Assessment**

Chemical Name	CAS Number	Biodegradation <sup>1</sup>	Bioaccumulative <sup>1</sup>	Screening	Discussion	Outcome of Tier 2 Assessment <sup>1</sup>
Choline Chloride	67-48-1	<u>Environmental Fate Properties:</u> Readily biodegradable  <u>PBT Assessment:</u> Does not meet the screening criteria for persistence.	<u>Environmental Fate Properties:</u> Experimental log Kow is -3.77  <u>PBT Assessment:</u> Does not meet the criteria for bioaccumulation.	Tier 1 (NICNAS/PBT)	<u>NICNAS:</u> Identified as chemical of low concern for human health in National assessment of chemicals associated with coal seam gas extraction in Australia, Tech Report Number 11 (NICNAS, 2017)  <u>PBT Assessment:</u> The overall conclusion is that choline chloride is not a PBT substance.  <u>Management:</u> No additional management required, Tier 1 screening satisfied.	NA
Cinnamaldehyde	104-55-2	<u>Environmental Fate Properties:</u> Readily biodegradable.  <u>PBT Assessment:</u> Does not meet the screening criteria for persistence.	<u>Environmental Fate Properties:</u> log Kow is 2.107  <u>PBT Assessment:</u> Does not meet the screening criteria for bioaccumulation.	Tier 1 (Qualitative Assessment/PBT)	<u>PBT Assessment:</u> The overall conclusion is that cinnamaldehyde is not a PBT substance.  Qualitative Assessment indicated potential hazard to human health (e.g., skin irritant).  The estimated injected concentration did exceed the ecotoxicity values or PNECs for this receptor. This chemical is readily biodegradable, does not bioaccumulate, and does not meet the PBT assessment criteria for toxicity. Additionally, the potential exposure to aquatic receptors is considered incomplete (refer to text). Therefore, a Tier 2 assessment was not warranted.  <u>Management:</u> Implementation of Constraints Protocol in EMP will be required to prevent accidental discharge/release. Australia WorkSafe and Santos Occupational Health & Safety procedures will be used to minimise human health exposure.	
Citric acid	77-92-9	<u>Environmental Fate Properties:</u> Readily biodegradable  <u>PBT Assessment:</u> Does not meet the screening criteria for persistence.	log Kow is -1.61 to -1.80  <u>PBT Assessment:</u> Does not meet the screening criteria for bioaccumulation.	Tier 1 (NICNAS/PBT)	<u>NICNAS:</u> Identified as chemical of low concern for human health in National assessment of chemicals associated with coal seam gas extraction in Australia, Tech Report Number 11 (NICNAS, 2017)  PBT Assessment: The overall conclusion is that citric acid is not a PBT substance.  Management: No additional management required, Tier 1 screening satisfied.	NA

**Table 2**  
**Evaluation of Coil Tubing Hydraulic Fracturing System Chemicals**  
**Beetaloo McArthur Basin Hydraulic Fracturing Fluid System - Chemical Risk Assessment**

Chemical Name	CAS Number	Density (kg/L)	Volume of Chemical (L)	Volume Fraction (% v/v)	Chemical Mass in Fluid (kg)	Mass Fraction (% w/w)	Concentration in Injected Fluid (mg/L)	Ecotoxicity <sup>1</sup>	Toxicity <sup>1</sup>
Cocobetaine	61789-40-0	1.04	75	0.0262%	77.98669306	0.000252043	2.52	<p><b>Aquatic Toxicity</b></p> <p><u>Acute Aquatic</u> The lowest acute LC/EC50 values for fish, Daphnia, and algae are all in the range of 1.3 – 2 mg active substance/L</p> <p><u>Chronic Aquatic</u> -72-hr NOEC Daphnia - 0.932 mg active substance/L -72-hr NOEC algae 3.55 active substance/L -72-hr EC50 algae - 9.86 mg active substance/L</p> <p><u>Terrestrial Toxicity</u> Two studies (without analytical monitoring) of effects on earthworms and higher plants showed low toxicity (no data provided). Refer to toxicity profile for additional information</p> <p><b>PNEC<sub>water</sub></b> - 0.0032 mg/L (chronic fish) <b>PNEC<sub>soil</sub></b> - 0.028 mg/kg soil dry weight (equilibrium partitioning method)</p>	<p><u>Qualitative Assessment:</u> Human Health Hazard -Skin irritant; skin sensitizer Ecological Hazard - Harmful to aquatic life with long lasting effects</p> <p><u>PBT Assessment:</u> Does not meet the criteria for toxicity.</p>
Diethanolamine	111-42-2	1.1	0.20	0.000070%	0.220933996	6.3826E-07	0.01	<p><b>Aquatic Toxicity</b></p> <p><u>Acute Aquatic - Fish</u> -96-hr LC<sub>50</sub> <i>Oncorhynchus mykiss</i> - 460 mg/L -96-hr LC<sub>50</sub> <i>Pimephales promelas</i> - 1,460 mg/L (geometric mean of 96-h LC<sub>50</sub> values of fry, juvenile, and subadult fish. not neutralised) -96-hr LC<sub>50</sub> <i>Pimephales promelas</i> - 1,664 mg/L -48-hr LC<sub>50</sub> <i>Lepomis macrochirus</i> - 1,850 mg/L -24-hr LC<sub>50</sub> <i>Carassius auratus</i> - &gt;5,000 mg/L (neutralised) 800 (non-neutralised)</p> <p><u>Acute Aquatic - Invertebrate</u> -48-hr EC<sub>50</sub> <i>Ceriodaphnia dubia</i> - 30.1 mg/L (24°C), 89.9 (20°C) -48-hr EC<sub>50</sub> <i>Daphnia magna</i> - 55 mg/L -48-hr EC<sub>50</sub> <i>Daphnia magna</i> - 171 mg/L</p> <p><u>Acute Aquatic - Algae and other aquatic plants</u> -72-hr EC<sub>50</sub> <i>Pseudokirchneriella subcapitata</i> - 9.5 mg/L (growth rate; Test 1), 19 (growth rate; Test 2) -72-hr EC<sub>50</sub> <i>Desmodesmus subspicatus</i> - 14.9 mg/L (growth rate), 6.2 (biomass) -72-hr EC<sub>50</sub> <i>Desmodesmus subspicatus</i> - 107.3 mg/L (growth rate), 74.5 (biomass) -72-hr EC<sub>50</sub> <i>Chlorella vulgaris</i> - 778 mg/L (growth rate)</p> <p><u>Chronic Aquatic - Invertebrate</u> -EC<sub>10</sub> <i>Daphnia magna</i> 1.05 mg/L -NOEC <i>Daphnia magna</i> 0.76 mg/L</p> <p><u>Chronic Aquatic - Algae and other aquatic plants</u> -EC<sub>10</sub> <i>Pseudokirchneriella subcapitata</i> - 1.4 mg/L (growth rate, Test 1), 1.1 (growth rate, Test 2) -EC<sub>10</sub> <i>Desmodesmus subspicatus</i> - 2.4 mg/L (growth rate), 2.0 (biomass) -EC<sub>10</sub> (non-neutralised) <i>Desmodesmus subspicatus</i> - 85.7 mg/L (growth rate), 41.3 (biomass) -7-d NOEC <i>Pseudokirchneriella subcapitata</i> - 10 mg/L</p> <p><u>Terrestrial Toxicity</u> -35-day LC<sub>50</sub> earthworm (<i>Eisenia Andrei</i>, <i>Eisenia fetida</i>, or <i>Lumbricus terrestris</i> ) - 4,141 mg/kg (mortality) -63-day EC<sub>50</sub> earthworm - 776 mg/kg (reproduction) -63-day EC<sub>25</sub> earthworm - 171 mg/kg (reproduction) -28-day LC<sub>50</sub> springtails (<i>Folsomia candida</i> ) 8,301 mg/kg (reproduction) -28-day EC<sub>50</sub> earthworm - 4,205 mg/kg (reproduction) -28-day EC<sub>25</sub> earthworm - 2,102 mg/kg (reproduction)</p> <p><b>PNEC<sub>water</sub></b> - 0.02 mg/L (Chronic algae) <b>PNEC<sub>soil</sub></b> - 0.027 mg/kg soil dry weight (equilibrium partitioning method)</p>	<p><u>Qualitative Assessment:</u> Human Health Hazard -Skin irritant/Severe eye irritant. Repeated exposure may cause liver, kidney and blood toxicity Ecological Hazard - Harmful to aquatic life</p> <p><u>PBT Assessment:</u> Does not meet the screening criteria for toxicity.</p>

**Table 2**  
**Evaluation of Coil Tubing Hydraulic Fracturing System Chemicals**  
**Beetaloo McArthur Basin Hydraulic Fracturing Fluid System - Chemical Risk Assessment**

Chemical Name	CAS Number	Biodegradation <sup>1</sup>	Bioaccumulative <sup>1</sup>	Screening	Discussion	Outcome of Tier 2 Assessment <sup>1</sup>
Cocobetaine	61789-40-0	<p><u>Environmental Fate Properties:</u> Readily biodegradable</p> <p><u>PBT Assessment:</u> Does not meet the screening criteria for persistence.</p>	<p>BCF between 3 and 71</p> <p><u>PBT Assessment:</u> Does not meet the screening criteria for bioaccumulation.</p>	Tier 1 (Qualitative Assessment/PBT)	<p><u>PBT Assessment:</u> The overall conclusion is that cocobetaine is not a PBT substance.</p> <p>Qualitative Assessment indicated potential hazard to human health (e.g., skin irritant).</p> <p>The estimated injected concentration did exceed the ecotoxicity values or PNECs for this receptor. This chemical is readily biodegradable, does not bioaccumulate, and does not meet the PBT assessment criteria for toxicity. Additionally, the potential exposure to aquatic receptors is considered incomplete (refer to text). Therefore, a Tier 2 assessment was not warranted.</p> <p><u>Management:</u> Implementation of Constraints Protocol in EMP will be required to prevent accidental discharge/release. Australia WorkSafe and Santos Occupational Health &amp; Safety procedures will be used to minimise human health exposure.</p>	NA
Diethanolamine	111-42-2	<p><u>Environmental Fate Properties:</u> Readily biodegradable</p> <p><u>PBT Assessment:</u> Does not meet the screening criteria for persistence.</p>	<p><u>Environmental Fate Properties:</u> Estimated BCF 2.3</p> <p><u>PBT Assessment:</u> Does not meet the criteria for bioaccumulation.</p>	Tier 1 (Qualitative Assessment/PBT)	<p><u>PBT Assessment:</u> The overall conclusion is that diethanolamine is not a PBT substance.</p> <p>Qualitative Assessment indicated potential hazard to human health (e.g., skin irritant).</p> <p>The estimated injected concentration did not exceed the ecotoxicity values or PNECs for this receptor. This chemical is readily biodegradable, does not bioaccumulate, and does not meet the PBT assessment criteria for toxicity. Additionally, the potential exposure to aquatic receptors is considered incomplete (refer to text). Therefore, a Tier 2 assessment was not warranted.</p> <p><u>Management:</u> Implementation of Constraints Protocol in EMP will be required to prevent accidental discharge/release. Australia WorkSafe and Santos Occupational Health &amp; Safety procedures will be used to minimise human health exposure.</p>	NA

**Table 2**  
**Evaluation of Coil Tubing Hydraulic Fracturing System Chemicals**  
**Beetaloo McArthur Basin Hydraulic Fracturing Fluid System - Chemical Risk Assessment**

Chemical Name	CAS Number	Density (kg/L)	Volume of Chemical (L)	Volume Fraction (% v/v)	Chemical Mass in Fluid (kg)	Mass Fraction (% w/w)	Concentration in Injected Fluid (mg/L)	Ecotoxicity <sup>1</sup>	Toxicity <sup>1</sup>
Diethylene glycol	111-46-6	1.12	38	0.0132%	42.36017739	0.000118043	1.18	<p><b>Aquatic Toxicity</b>  <u>Acute Aquatic</u>  -96-h LC<sub>50</sub> <i>Pimephales promelas</i> - 75,200 mg/L  -96-h LC<sub>50</sub> <i>Oncorhynchus mykiss</i> - 66,000  -24-h EC<sub>50</sub> <i>Daphnia magna</i> -&gt;10,000 mg/L  -48-hr EC<sub>50</sub> <i>Daphnia magna</i> - 65,980 mg/L  -48-hr EC<sub>50</sub> <i>Daphnia magna</i> - 62,630 mg/L  <u>Chronic Aquatic - Fish</u>  -8-day TGK to algae <i>Scenedesmus quadricauda</i> was determined to be 2,700 mg/L for diethylene glycol (ECHA) [KI. score = 2].</p> <p><b>Terrestrial Toxicity</b>  No data available.</p> <p><b>PNEC<sub>water</sub></b> - 27 mg/L  <b>PNEC<sub>soil</sub></b> - 0.36 mg/kg dry weight soil</p>	<p><u>Qualitative Assessment:</u>  Human Health Hazard -Low concern  Ecological Hazard - Low concern</p> <p><b>PBT Assessment:</b> Does not meet screening criteria for toxicity.</p>
Ethanol	64-17-5	0.7864	5.6	0.00195%	4.380738352	2.47617E-05	0.25	<p><b>Aquatic Toxicity:</b>  <u>Acute Toxicity Algae (most sensitive)</u>  96-hr EC<sub>50</sub> for <i>Chlorella vulgaris</i> 1,000 mg/L</p> <p><u>Chronic Aquatic - Invertebrates</u>  - lowest NOEC <i>Ceriodaphnia sp.</i> 9.6 mg/L  <u>Chronic Aquatic - Algae and other aquatic plants</u>  - 5-day NOEC <i>Skeletonema costatum</i> 3,240 to 5,400 mg/L (cell count)  -5-day EC<sub>50</sub> <i>Skeletonema costatum</i> 10,943 - 11,619 mg/L.</p> <p><b>Terrestrial Toxicity:</b>  <u>Toxicity to Terrestrial Plants</u>  The 7-d NOEC values of higher (vascular) plants <i>Lemna gibba</i> and <i>L. minor</i> were 280 and 778 mg/L, respectively. The EC50 values for both plants were 4,432 mg/L (Cowgill, 1991).  <u>Toxicity to Terrestrial Organisms</u>  -48-hr LC<sub>50</sub> oligochaete worm (<i>Eisenia foetida</i>) 0.1-1.0 mg/cm<sup>2</sup> ( 200-2000 mg/L).</p> <p><b>PNEC<sub>water</sub></b> - 1.0 mg/L (chronic <i>Daphnia</i>)  <b>PNEC<sub>soil</sub></b> - 0.013 mg/kg soil dry weight (equilibrium partitioning method)</p>	<p><u>Qualitative Assessment:</u>  Human Health Hazard -Low concern  Ecological Hazard - Low concern</p> <p><b>PBT Assessment:</b> Does not meet the screening criteria for toxicity.</p>

**Table 2**  
**Evaluation of Coil Tubing Hydraulic Fracturing System Chemicals**  
**Beetaloo McArthur Basin Hydraulic Fracturing Fluid System - Chemical Risk Assessment**

Chemical Name	CAS Number	Biodegradation <sup>1</sup>	Bioaccumulative <sup>1</sup>	Screening	Discussion	Outcome of Tier 2 Assessment <sup>1</sup>
Diethylene glycol	111-46-6	<p><u>Environmental Fate Properties:</u> Readily biodegradable</p> <p><u>PBT Assessment:</u> Does not meet the screening criteria for persistence.</p>	<p><u>Environmental Fate Property:</u></p> <p>PBT Assessment: Does not meet the screening criteria for bioaccumulation.</p>	Tier 1 (Qualitative Assessment/PBT)	<p><u>PBT Assessment:</u> The overall conclusion is that Diethylene glycol is not a PBT substance.</p> <p>Qualitative assessment indicated low concern to human health</p> <p><u>Management:</u> No additional management required, Tier 1 screening satisfied.</p>	NA
Ethanol	64-17-5	<p><u>Environmental Fate Property:</u> Readily biodegradable</p> <p><u>PBT Assessment:</u> Does not meet the screening criteria for persistence.</p>	<p><u>Environmental Fate Property:</u></p> <p>BCF - estimated 3.16 L/kg</p> <p><u>PBT Assessment:</u> Does not meet the screening criteria for bioaccumulation.</p>	Tier 1 (NICNAS/PBT)	<p><u>NICNAS Assessment (2018)</u></p> <p>Human Health</p> <ul style="list-style-type: none"> <li>- potentially harmful to public health in event of transport spill.</li> <li>- potentially harmful to workers health in event of industrial incident</li> </ul> <p>Environment</p> <p>-Limited assessment - detailed information unavailable therefore, chemical assessed at earliest most conservative level of testing, which overestimates risk. Therefore, classified as potentially harmful at this level, but further information and testing would be required to determine actual level of risk</p> <p>PBT Assessment: The overall conclusion is that ethanol is not a PBT substance. PBT assessment indicated criteria for persistence, bioaccumulation, and toxicity not met. Additionally, concentration injected less than ecotoxicity and PNEC screening value and potential aquatic exposure pathway incomplete (refer to text).</p> <p>Qualitative Assessment indicated potential hazard to human health (e.g., skin irritant).</p> <p>Management: Implementation of Constraints Protocol in EMP will be required to prevent accidental discharge/release. Australia WorkSafe and Santos Occupational Health &amp; Safety procedures will be used to minimise human health exposure. Therefore, a Tier 2 assessment was not warranted.</p>	NA



**Table 2**  
**Evaluation of Coil Tubing Hydraulic Fracturing System Chemicals**  
**Beetaloo McArthur Basin Hydraulic Fracturing Fluid System - Chemical Risk Assessment**

Chemical Name	CAS Number	Density (kg/L)	Volume of Chemical (L)	Volume Fraction (% v/v)	Chemical Mass in Fluid (kg)	Mass Fraction (% w/w)	Concentration in Injected Fluid (mg/L)	Ecotoxicity <sup>1</sup>	Toxicity <sup>1</sup>
Ethoxylated branched C13 alcohol	78330-21-9	0.985	1.0	0.00036%	1.017108926	3.6645E-06	0.04	<p><b>Aquatic Toxicity</b></p> <p>Freshwater fish: 2 species, 720 to 1,500 µg/L.</p> <p>Freshwater crustaceans: 2 species, 590 to 860 µg/L.</p> <p>Freshwater rotifers: 1 species, <i>Brachionus calyciflorus</i>, 1,300 µg/L</p> <p>Freshwater algae, diatoms and blue-green algae: 6 species, 200 to 8,700 µg/L.</p> <p>Freshwater mesocosms: 4 NOEC data for multiple species tests were 80, 80, 320, and 330 µg/L, although replication was insufficient to meet OECD (1992) requirements. Normalised data were 380, 380, 320, and 1,520 µg/L.</p> <p><b>Chronic Toxicity</b></p> <p>-No studies available</p> <p><b>Terrestrial Toxicity</b></p> <p>-No studies are available</p> <p><b>PNEC<sub>water</sub></b> - 0.14 mg/L</p> <p><b>PNEC<sub>sediment</sub></b> - 0.71 mg/kg sediment wet weight</p> <p><b>PNEC<sub>soil</sub></b> - 0.56 mg/kg soil dry weight</p>	<p><u>Qualitative Assessment:</u></p> <p>Human Health Hazard -Low concern</p> <p>Ecological Hazard - Harmful to aquatic life with long lasting effects</p> <p><u>PBT Assessment:</u> Does meet screening criteria for toxicity.</p>
Ethylene glycol	107-21-1	1.11	2.5	0.00087%	2.747300456	7.79436E-06	0.08	<p><b>Aquatic Toxicity</b></p> <p><u>Acute Aquatic - Fish</u></p> <p>-96-hr LC<sub>50</sub> <i>Pimephales promelas</i> - &gt;72,860 mg/L</p> <p>-96-hr LC<sub>50</sub> <i>Oncorhynchus mykiss</i> - 22,810 mg/L and 24,591 mg/L</p> <p><u>Acute Aquatic - Invertebrate</u></p> <p>-48-hr EC<sub>50</sub> <i>Daphnia magna</i> - &gt;100 mg/L</p> <p>-48-hr EC<sub>50</sub> <i>Daphnia magna</i> - 46,300 mg/L</p> <p>-48-hr EC<sub>50</sub> <i>Ceriodaphnia dubia-affinis</i> - 25,800 mg/L (20°C), 10,000 mg/L (24°C)</p> <p>-48-hr EC<sub>50</sub> <i>Daphnia magna</i> - 46,300 mg/L (20°C), 51,000 mg/L (24°C)</p> <p><u>Acute Aquatic - Algae and other aquatic plants</u></p> <p>-96-hr IC<sub>50</sub> <i>Selenastrum capricornutum</i> - 10,940 mg/L</p> <p>-96-hr NOEC <i>Selenastrum capricornutum</i> - 10,000 mg/L</p> <p><u>Chronic Aquatic - Fish</u></p> <p>-7-day NOEC <i>Pimephales promelas</i> - 15,380 mg/L</p> <p><u>Chronic Aquatic - Invertebrate</u></p> <p>-7-day NOEC (reproduction) <i>Ceriodaphnia dubia</i> - 8,590 mg/L</p> <p><b>Terrestrial Toxicity</b></p> <p>No data available.</p> <p><b>PNEC<sub>water</sub></b> - 10 mg/L (Acute fish)</p> <p><b>PNEC<sub>soil</sub></b> - 0.13 mg/kg soil dry weight (equilibrium partitioning method)</p>	<p><u>Qualitative Assessment:</u></p> <p>Human Health Hazard -Repeated exposures may cause kidney toxicity</p> <p>Ecological Hazard - Low concern</p> <p><u>PBT Assessment:</u> Does not meet the criteria for toxicity.</p>

**Table 2**  
**Evaluation of Coil Tubing Hydraulic Fracturing System Chemicals**  
**Beetaloo McArthur Basin Hydraulic Fracturing Fluid System - Chemical Risk Assessment**

Chemical Name	CAS Number	Biodegradation <sup>1</sup>	Bioaccumulative <sup>1</sup>	Screening	Discussion	Outcome of Tier 2 Assessment <sup>1</sup>
Ethoxylated branched C13 alcohol	78330-21-9	<u>Environmental Fate Property:</u> Readily biodegradable  <u>PBT Assessment:</u> Does not meet the screening criteria for persistence.	<u>Environmental Fate Property:</u>  <u>PBT Assessment:</u> Does not meet the screening criteria for bioaccumulation.	Tier 1 (PBT/Exposure Assessment)	<u>PBT Assessment:</u> The overall conclusion is that Ethoxylated branched C13 alcohol is not a PBT substance.  Qualitative Assessment indicated low concern to human health.  The estimated injected concentration did not exceed the ecotoxicity values or PNECs for this receptor. This chemical is readily biodegradable and does not bioaccumulate. Additionally, the potential exposure to aquatic receptors is considered incomplete (refer to text). Therefore, a Tier 2 assessment was not warranted.  <u>Management:</u> Implementation of Constraints Protocol in EMP will be required to prevent accidental discharge/release. Therefore, a Tier 2 assessment was not warranted.	NA
Ethylene glycol	107-21-1	<u>Environmental Fate Property:</u> Readily biodegradable.  <u>PBT Assessment:</u> Does not meet the screening criteria for persistence.	<u>Environmental Fate Properties:</u> -Calculated log Kow is -1.36 -BCF in golden ide ( <i>Leuciscus idus melanotus</i> ) after 3 days exposure was 10x  <u>PBT Assessment:</u> Does not meet the criteria for bioaccumulation.	Tier 1 (Qualitative Assessment/PBT)	<u>PBT Assessment:</u> The overall conclusion is that ethylene glycol is not a PBT substance.  Qualitative Assessment indicated potential hazard to human health (e.g., skin irritant).  <u>Management:</u> Tier 1 screening satisfied for ecological receptors. Australia WorkSafe and Santos Occupational Health & Safety procedures will be used to minimise human health exposure. Therefore, a Tier 2 assessment was not warranted.	NA

**Table 2**  
**Evaluation of Coil Tubing Hydraulic Fracturing System Chemicals**  
**Beetaloo McArthur Basin Hydraulic Fracturing Fluid System - Chemical Risk Assessment**

Chemical Name	CAS Number	Density (kg/L)	Volume of Chemical (L)	Volume Fraction (% v/v)	Chemical Mass in Fluid (kg)	Mass Fraction (% w/w)	Concentration in Injected Fluid (mg/L)	Ecotoxicity <sup>1</sup>	Toxicity <sup>1</sup>
Fatty acids, C8-C16, ethylhexyl ester	135800-37-2	1.04	188	0.0656%	195.1682608	0.000630758	6.31	<p><b>Aquatic Toxicity</b>  <b>Acute Aquatic - Fish</b>  -96-hr LC<sub>50</sub> Bluegill Sunfish - 13 mg/L  -96-hr LC<sub>50</sub> <i>Oncorhynchus mykiss</i> - 10 mg/L  <b>Acute Aquatic - Invertebrate</b>  -48-hr LC<sub>50</sub> <i>Daphnia magna</i> - 14.87 mg/L  -48-hr LC<sub>50</sub> <i>Daphnia magna</i> - 14 mg/L  <b>Acute Aquatic Toxicity</b>  -96-hr LC<sub>50</sub> <i>Brachydanio rerio</i> -&gt;100 [WAF] mg/L (biomass), 0.6 (growth rate), 0.025 (NOEC)  -48-hr EL<sub>50</sub> <i>Daphnia magna</i> - 12.41 mg/L  -72-hr EL<sub>50</sub> <i>Pseudokirchneriella subcapitata</i> - 39.7 [WAF] mg/L  -72-day EL<sub>50</sub> <i>Pseudokirchneriella subcapitata</i> -7.08 [WAF] mg/L   <b>Chronic Toxicity</b>  -No studies available   <b>Terrestrial Toxicity</b>  -No studies available  PNEC<sub>water</sub> - 0.001 mg/L  PNEC<sub>soil</sub> - 11 mg/kg soil dry weight</p>	<p><b>Qualitative Assessment:</b>  Human Health Hazard - Low concern  Ecological Hazard - Low concern   <b>PBT Assessment:</b> Does not meet the criteria for toxicity.</p>
Fatty acids, tall-oil, ethoxylated	61791-00-2	1.054	2.8	0.00099%	2.973550031	9.35652E-06	0.09	<p><b>Aquatic Toxicity</b>  -96-hr LL<sub>50</sub> <i>Brachydanio rerio</i> -&gt;100 [WAF] mg/L  -48-hr EL<sub>50</sub> <i>Daphnia magna</i> - 12.41 mg/L  -72-hr EL<sub>50</sub> <i>Pseudokirchneriella subcapitata</i> - 39.7 [WAF] mg/L  -72-day EL<sub>50</sub> <i>Pseudokirchneriella subcapitata</i> -7.08 [WAF] mg/L   <b>Chronic Toxicity</b>  -No studies available   <b>Terrestrial Toxicity</b>  -No studies available  PNEC<sub>water</sub> - 0.12 mg/L  PNEC<sub>soil</sub> - 39 to &gt; 683mg/kg soil dry weight (equilibrium partitioning method)</p>	<p><b>Qualitative Assessment:</b>  Human Health Hazard - Skin sensitizer  Ecological Hazard - Harmful to aquatic life. Harmful to aquatic life with long lasting effects.   <b>PBT Assessment:</b> Does not meet the criteria for toxicity.</p>

**Table 2**  
**Evaluation of Coil Tubing Hydraulic Fracturing System Chemicals**  
**Beetaloo McArthur Basin Hydraulic Fracturing Fluid System - Chemical Risk Assessment**

Chemical Name	CAS Number	Biodegradation <sup>1</sup>	Bioaccumulative <sup>1</sup>	Screening	Discussion	Outcome of Tier 2 Assessment <sup>1</sup>
Fatty acids, C8-C16, ethylhexyl ester	135800-37-2	<p><u>Environmental Fate Property:</u> Readily biodegradable.</p> <p><u>PBT Assessment:</u> Does not meet the screening criteria for persistence.</p>	<p><u>Environmental Fate Properties:</u></p> <p><u>PBT Assessment:</u> Does not meet the criteria for bioaccumulation.</p>	Tier 1 (Qualitative Assessment/PBT)	<p><u>PBT Assessment:</u> The overall conclusion is that Fatty acids, C8-C16, ethylhexyl ester is not a PBT substance.</p> <p>Qualitative assessment indicated low concern to human health</p> <p><u>Management:</u> No additional management required, Tier 1 screening satisfied.</p>	NA
Fatty acids, tall-oil, ethoxylated	61791-00-2	<p><u>Environmental Fate Property:</u> Readily biodegradable.</p> <p><u>PBT Assessment:</u> Does not meet the screening criteria for persistence.</p>	<p><u>Environmental Fate Properties:</u></p> <p><u>PBT Assessment:</u> Does not meet the criteria for bioaccumulation.</p>	Tier 1 (Qualitative Assessment/PBT/Exposure Assessment)	<p><u>PBT Assessment:</u> The overall conclusion is that Fatty acids, tall-oil, ethoxylated is not a PBT substance.</p> <p>Qualitative Assessment indicated potential hazard to human health (e.g., skin irritant).</p> <p>The estimated injected concentration did exceed the ecotoxicity values or PNECs for this receptor. However, this chemical is readily biodegradable, does not bioaccumulate, and does not meet the PBT assessment criteria for toxicity. Additionally, the potential exposure to aquatic receptors is considered incomplete (refer to text). Therefore, a Tier 2 assessment was not warranted.</p> <p><u>Management:</u> Implementation of Constraints Protocol in EMP will be required to prevent accidental discharge/release. Australia WorkSafe and Santos Occupational Health &amp; Safety procedures will be used to minimise human health exposure. Therefore, a Tier 2 assessment was not warranted.</p>	NA

Table 2  
Evaluation of Coil Tubing Hydraulic Fracturing System Chemicals  
Beetaloo McArthur Basin Hydraulic Fracturing Fluid System - Chemical Risk Assessment

Chemical Name	CAS Number	Density (kg/L)	Volume of Chemical (L)	Volume Fraction (% v/v)	Chemical Mass in Fluid (kg)	Mass Fraction (% w/w)	Concentration in Injected Fluid (mg/L)	Ecotoxicity <sup>1</sup>	Toxicity <sup>1</sup>
Glutaraldehyde	111-30-8	1.06	0.0021	0.000001%	0.002189255	6.81091E-09	0.0001	<p><b>Aquatic Toxicity</b></p> <p><u>Acute Aquatic - Fish</u></p> <p>-96-hr LC<sub>50</sub> Bluegill Sunfish - 13 mg/L</p> <p>-96-hr LC<sub>50</sub> <i>Oncorhynchus mykiss</i> - 10 mg/L</p> <p><u>Acute Aquatic - Invertebrate</u></p> <p>-48-hr LC<sub>50</sub> <i>Daphnia magna</i> - 14.87 mg/L</p> <p>-48-hr LC<sub>50</sub> <i>Daphnia magna</i> - 14 mg/L</p> <p><u>Acute Aquatic - Algae and other aquatic plants</u></p> <p>-72-hr EC<sub>50</sub> <i>Scenedesmus subspicatus</i> - 0.375 mg/L (biomass), 0.6 (growth rate), 0.025 (NOEC)</p> <p>-72-hr EC<sub>50</sub> <i>Scenedesmus subspicatus</i> - 0.92 mg/L (biomass), 0.61 (growth rate), 0.33 (NOEC)</p> <p>-72-hr EC<sub>50</sub> <i>Scenedesmus subspicatus</i> - 0.61 mg/L (growth rate)</p> <p><u>Chronic Aquatic - Fish</u></p> <p>-97-day LOEC <i>Oncorhynchus mykiss</i> - 5 mg/L</p> <p>-97-day NOEC <i>Oncorhynchus mykiss</i> - 1.6 mg/L</p> <p><u>Chronic Aquatic - Invertebrate</u></p> <p>-21-day NOEC <i>Daphnia magna</i> - 5 mg/L</p> <p><b>Terrestrial Toxicity</b></p> <p><u>Earthworms</u></p> <p>-14-day LC50 - 500 mg/kg soil dry weight</p> <p><u>Soil microorganisms</u></p> <p>-28-day EC50 - 360 mg/kg soil dry weight - &gt; 593 mg/kg soil dry weight</p> <p>-28-day EC10 - 1.5 mg/kg soil dry weight - 11.5 mg/kg soil dry weight</p> <p><u>Avian</u></p> <p>-single dose (oral gavage) LC50 Mallard duck - 206 mg/kg</p> <p>-5-day dietary NOEC - Mallard duck - &gt;2500 ppm</p> <p><b>PNEC<sub>water</sub></b> - 0.0025 mg/L</p> <p><b>PNEC<sub>soil</sub></b> - 0.02 mg/kg dry weight</p> <p><u>Terrestrial Plants:</u></p> <p>-19-day EC<sub>50</sub> - <i>Avena sativa</i> (oats) - &gt;1,000 mg/kg soil dry weight; NOEC - &gt;1000 (emergence rate, dry matter, shoot length)</p> <p>-19-day EC<sub>50</sub> - <i>Brassica napus</i> (rapeseed) - &gt;1,000 mg/kg soil dry weight; NOEC - &gt;1000 (emergence rate), 500 (dry matter), 250 (shoot length)</p> <p>-19-day EC<sub>50</sub> - <i>Vicia sativa</i> (vetch) - &gt;1,000 mg/kg soil dry weight; NOEC - &gt;1000 (emergence rate), 125 (dry matter), 125 (shoot length)</p> <p><b>PNEC<sub>water</sub></b> - 0.0025 mg/L (Chronic algae)</p> <p><b>PNEC<sub>soil</sub></b> -0.02 mg/kg soil dry weight (lChronic soil organisms)</p>	<p><u>Qualitative Assessment:</u></p> <p>Human Health Hazard - Corrosive; skin/respiratory sensitizer</p> <p>Ecological Hazard - Very toxic to aquatic life with long lasting effects. Low concern to terrestrial organisms.</p> <p><u>PBT Assessment:</u> Does meet the screening criteria for toxicity.</p>

**Table 2**  
**Evaluation of Coil Tubing Hydraulic Fracturing System Chemicals**  
**Beetaloo McArthur Basin Hydraulic Fracturing Fluid System - Chemical Risk Assessment**

Chemical Name	CAS Number	Biodegradation <sup>1</sup>	Bioaccumulative <sup>1</sup>	Screening	Discussion	Outcome of Tier 2 Assessment <sup>1</sup>
Glutaraldehyde	111-30-8	<p><u>Environmental Fate Properties:</u> Readily biodegradable.</p> <p><u>PBT Assessment:</u> Does not meet the screening criteria for persistence.</p>	<p><u>Environmental Fate Properties:</u> expected to have a low potential for bioaccumulation</p> <p><u>PBT Assessment:</u> Does not meet the screening criteria for bioaccumulation.</p>	Tier 1 (NICNAS/Qualitative Assessment/PBT/Exposure Assessment)	<p><u>NICNAS Assessment (2018)</u></p> <p>Human Health</p> <ul style="list-style-type: none"> <li>- potentially harmful to public health in event of transport spill.</li> <li>- potentially harmful to workers health in event of industrial incident</li> </ul> <p>Environment</p> <ul style="list-style-type: none"> <li>-Potentially harmful to the environment in the event of transport spill</li> </ul> <p>PBT Assessment: The overall conclusion is that glutaraldehyde is not a PBT substance.</p> <p>Qualitative Assessment indicated potential hazard to human health (e.g., skin irritant).</p> <p>The estimated injected concentration did not exceed the ecotoxicity values or PNECs for this receptor. This chemical is readily biodegradable and does not bioaccumulate. Additionally, the potential exposure to aquatic receptors is considered incomplete (refer to text). Therefore, a Tier 2 assessment was not warranted.</p> <p>Management: Implementation of Constraints Protocol in EMP will be required to prevent accidental discharge/release. Australia SafeWork Place and Santos Occupational Safety Guidance will be used to minimise human health exposure. Therefore, a Tier 2 assessment was not warranted.</p>	NA

**Table 2**  
**Evaluation of Coil Tubing Hydraulic Fracturing System Chemicals**  
**Beetaloo McArthur Basin Hydraulic Fracturing Fluid System - Chemical Risk Assessment**

Chemical Name	CAS Number	Density (kg/L)	Volume of Chemical (L)	Volume Fraction (% v/v)	Chemical Mass in Fluid (kg)	Mass Fraction (% w/w)	Concentration in Injected Fluid (mg/L)	Ecotoxicity <sup>1</sup>	Toxicity <sup>1</sup>
Glycerine	56-81-5	1.26	16	0.00546%	19.68414128	4.33407E-05	0.43	<p><b>Aquatic Toxicity</b>  <u>Acute Aquatic - Fish</u>  -96-hr LC<sub>50</sub> <i>Oncorhynchus mykiss</i> - 54,000 mg/L  -96-hr LC<sub>50</sub> sheepshead minnow - &gt;11,000 mg/L  <u>Acute Aquatic - Invertebrate</u>  -24-hr EC<sub>50</sub> <i>Daphnia magna</i> - &gt;10,000 mg/L  <u>Acute Aquatic - Algae and other aquatic plants</u>  -8-day EC<sub>0</sub> <i>Scenedesmus quadricauda</i> - &gt;10,000 mg/L  <u>Chronic Aquatic</u>  -No chronic studies available</p> <p><b>Terrestrial Toxicity</b>  No data available.</p> <p><b>PNEC<sub>water</sub></b> - 100 mg/L (Acute <i>Daphnia</i> )  <b>PNEC<sub>soil</sub></b> - 1.3 mg/kg soil dry weight (equilibrium partitioning method)</p>	<p><u>Qualitative Assessment:</u>  Human Health Hazard - Low concern  Ecological Hazard - Low concern</p> <p><b>PBT Assessment:</b> Does not meet the screening criteria for toxicity.</p>
Guar gum	9000-30-0	1	3.9	0.00138%	3.941561284	1.37781E-05	0.14	<p><b>Aquatic Toxicity</b>  <u>Acute Aquatic - Fish</u>  -96-hr LC<sub>50</sub> <i>Oncorhynchus mykiss</i> - 218 mg/L  <u>Acute Aquatic - Invertebrate</u>  -48-hr LC<sub>50</sub> <i>Daphnia magna</i> - 42 mg/L  -96-hr LC<sub>50</sub> <i>Daphnia magna</i> - &lt;6.2 mg/L  <u>Acute Aquatic - Algae and other aquatic plants</u>  -8-day EC<sub>0</sub> <i>Scenedesmus quadricauda</i> - &gt;10,000 mg/L  <u>Chronic Aquatic</u>  -No chronic studies available</p> <p><b>Terrestrial Toxicity</b>  No data available.</p> <p><b>PNEC<sub>water</sub></b> - 0.006 mg/L (Acute <i>Daphnia</i> )  <b>PNEC<sub>soil</sub></b> - not derived</p>	<p><u>Qualitative Assessment:</u>  Human Health Hazard - Low concern  Ecological Hazard - Low concern</p> <p><b>PBT Assessment:</b> Does not meet the screening criteria for toxicity.</p>

**Table 2**  
**Evaluation of Coil Tubing Hydraulic Fracturing System Chemicals**  
**Beetaloo McArthur Basin Hydraulic Fracturing Fluid System - Chemical Risk Assessment**

Chemical Name	CAS Number	Biodegradation <sup>1</sup>	Bioaccumulative <sup>1</sup>	Screening	Discussion	Outcome of Tier 2 Assessment <sup>1</sup>
Glycerine	56-81-5	<u>Environmental Fate Properties:</u> Readily biodegradable  <u>PBT Assessment:</u> Does not meet the screening criteria for persistence.	<u>Environmental Fate Properties:</u> -No bioconcentration studies conducted -Experimental log Kow of -1.75  <u>PBT Assessment:</u> Does not meet the screening criteria for bioaccumulation.	Tier 1 (Qualitative Assessment/PBT)	<u>PBT Assessment:</u> The overall conclusion is that glycerine is not a PBT substance.  Qualitative assessment indicated low concern to human health  <u>Management:</u> No additional management required, Tier 1 screening satisfied.	
Guar gum	9000-30-0	<u>Environmental Fate Properties:</u> Readily biodegradable.  <u>PBT Assessment:</u> Does not meet the screening criteria for persistence.	<u>Environmental Fate Properties:</u> Expected to not bioaccumulate.  <u>PBT Assessment:</u> Does not meet the screening criteria for bioaccumulation.	Tier 1 (NICNAS/PBT)	<u>NICNAS Assessment (2018)</u> <u>Human Health</u> - unlikely to cause harm to public - unlikely to cause harm to workers <u>Environment</u> -Potentially harmful to the environment in the event of transport spill  NICNAS: Identified as chemical of low concern for human health in National assessment of chemicals associated with coal seam gas extraction in Australia, Tech Report Number 11 (NICNAS, 2017)  <u>PBT Assessment</u> - The overall conclusion is that guar gum is not a PBT substance.  Qualitative assessment indicated low concern to human health  <u>Management:</u> No additional management required, Tier 1 screening satisfied.	NA



**Table 2**  
**Evaluation of Coil Tubing Hydraulic Fracturing System Chemicals**  
**Beetaloo McArthur Basin Hydraulic Fracturing Fluid System - Chemical Risk Assessment**

Chemical Name	CAS Number	Density (kg/L)	Volume of Chemical (L)	Volume Fraction (% v/v)	Chemical Mass in Fluid (kg)	Mass Fraction (% w/w)	Concentration in Injected Fluid (mg/L)	Ecotoxicity <sup>1</sup>	Toxicity <sup>1</sup>
Hydrochloric acid	7647-01-0	1.152	525	0.183%	604.627237	0.001592586	15.93	<u><b>Aquatic Toxicity</b></u> <u>Acute Aquatic - Fish</u> -96-hr LC <sub>50</sub> <i>Oncorhynchus mykiss</i> - pH 4.12 (hard water), pH 3.98 (soft water) -96-hr LC <sub>50</sub> <i>Lepomis macrochirus</i> - pH 3.25-3.5 <u>Acute Aquatic - Invertebrate</u> -48-hr EC <sub>50</sub> <i>Daphnia magna</i> - pH 4.92 <u>Acute Aquatic - Algae and other aquatic plants</u> -72-hr EC <sub>50</sub> <i>Chlorella vulgaris</i> - pH 4.7 (growth rate), pH 4.82 (biomass), pH 5 (yield/growth rate) <u>Chronic Aquatic</u> -No chronic studies available  <u><b>Terrestrial Toxicity</b></u> No data available.  PNEC <sub>water</sub> - not derived PNEC <sub>soil</sub> - not derived	<u><b>Qualitative Assessment:</b></u> Human Health Hazard - Corrosive; respiratory irritant Ecological Hazard - Low concern  <u><b>PBT Assessment:</b></u> Does not meet the screening criteria for toxicity.
Hydrotreated light petroleum distillate	64742-47-8	0.8	21	0.00729%	16.69013292	9.11591E-05	0.91	PNEC <sub>water</sub> - 0.001 mg/L PNEC <sub>soil</sub> - 17-100 mg/kg dry weight	<u><b>Qualitative Assessment:</b></u> Human Health Hazard - Low concern Ecological Hazard - Toxic to aquatic life with long lasting effects.  <u><b>PBT Assessment:</b></u> Not determined
Hydroxylpropyl guar	39421-75-5	1.01	39	0.0136%	39.28450118	0.000134617	1.35	<u><b>Aquatic Toxicity</b></u> - no studies available  PNEC <sub>water</sub> - not derived PNEC <sub>soil</sub> - not derived	<u><b>Qualitative Assessment:</b></u> Human Health Hazard - Low concern Ecological Hazard - Low concern  <u><b>PBT Assessment:</b></u> Not determined

**Table 2**  
**Evaluation of Coil Tubing Hydraulic Fracturing System Chemicals**  
**Beetaloo McArthur Basin Hydraulic Fracturing Fluid System - Chemical Risk Assessment**

Chemical Name	CAS Number	Biodegradation <sup>1</sup>	Bioaccumulative <sup>1</sup>	Screening	Discussion	Outcome of Tier 2 Assessment <sup>1</sup>
Hydrochloric acid	7647-01-0	<u>Environmental Fate Properties:</u> Dissociates completely  <u>PBT Assessment:</u> Not applicable.	<u>Environmental Fate Properties:</u> Expected to not bioaccumulate.  <u>PBT Assessment:</u> Does not meet the screening criteria for bioaccumulation.	Tier 1 (NICNAS/Qualitative Assessment/PBT)	<u>NICNAS Assessment (2018)</u>  Human Health - unlikely to cause harm to public - potentially harmful to workers health in event of industrial incident Environment -Potentially harmful to the environment in the event of transport spill  PBT Assessment - The overall conclusion is that hydrochloric acid is not a PBT substance.  Qualitative Assessment indicated potential hazard to human health (e.g., corrosive).  The estimated injected concentration did exceed the ecotoxicity values or PNECs for this receptor. This chemical is readily biodegradable and does not bioaccumulate. Additionally, the potential exposure to aquatic receptors is considered incomplete (refer to text). Therefore, a Tier 2 assessment was not warranted.  Management: Implementation of Constraints Protocol in EMP will be required to prevent accidental discharge/release. Australia SafeWork Place and Santos Occupational Safety Guidance will be used to minimise human health exposure. Therefore, a Tier 2 assessment was not warranted.	NA
Hydrotreated light petroleum distillate	64742-47-8	<u>Environmental Fate Properties:</u> Inherently biodegradable  <u>PBT Assessment:</u> Does meet the screening criteria for persistence	<u>Environmental Fate Properties:</u>  <u>PBT Assessment:</u> Does meet the screening criteria for bioaccumulation.	Tier 2	This chemical satisfies the PBT criteria for persistence and possibly for bioaccumulation. It is also considered toxic to aquatic life with long lasting effects. Therefore, a Tier 2 assessment was conducted for potential exposures to humans.	A quantitative risk characterisation, or the Margin of Exposure approach (MoE), was used to assess the health risk to workers from potential exposure to hydrotreated light petroleum distillate. The potential for adverse effects decreases as the MoE increases. According to the guidance, an MoE is of low concern for human health if it is 100 or greater. The MoEs calculated were greater than this threshold ( <b>Attachment E</b> ). Therefore, the chemical is of low concern for workers.
Hydroxylpropyl guar	39421-75-5	<u>Environmental Fate Properties:</u> Readily biodegradable  <u>PBT Assessment:</u> Does not meet the screening criteria for persistence	<u>Environmental Fate Properties:</u>  <u>PBT Assessment:</u> Does not meet the screening criteria for bioaccumulation.	Tier 1 (Qualitative Assessment/PBT)	<u>PBT Assessment</u> - The overall conclusion is that hydroxylpropyl guar is unlikely to be a PBT substance because of physio-chemical properties.  Qualitative assessment indicated low concern to human health  <u>Management:</u> No additional management required, Tier 1 screening satisfied.	NA

Table 2  
Evaluation of Coil Tubing Hydraulic Fracturing System Chemicals  
Beetaloo McArthur Basin Hydraulic Fracturing Fluid System - Chemical Risk Assessment

Chemical Name	CAS Number	Density (kg/L)	Volume of Chemical (L)	Volume Fraction (% v/v)	Chemical Mass in Fluid (kg)	Mass Fraction (% w/w)	Concentration in Injected Fluid (mg/L)	Ecotoxicity <sup>1</sup>	Toxicity <sup>1</sup>
Iron gluconate	299-29-6	1.1	79	0.0275%	86.52340006	0.000249959	2.50	<p><b>Aquatic Toxicity</b> Acute Aquatic - Iron Gluconate (Seawater Species) -96-hr LC50 Scophthalmus mamimus - &gt;1,000 mg/L -48-hr EC50 Acartia tonsa -296.2 mg/L -72-hr EC50 Skeletonema costatum - 265.7 mg/L Acute Aquatic - Sodium Gluconate -96-hr LC50 Oryzias latipes - &gt;100 mg/L -48-hr EC50 Daphnia magna - &gt;1,000 mg/L -72-hr EC50 Desmodesmus subspicatus - &gt;1,000 mg/L</p> <p><b>Chronic Toxicity</b> -No studies are available</p> <p><b>Terrestrial Toxicity</b> -No studies are available PNECwater - 2.7 mg/L PNECsoil - 0.7 mg/kg soil dry weight</p>	<p><b>Qualitative Assessment:</b> Human Health Hazard - Low concern Ecological Hazard - Low concern</p> <p><b>PBT Assessment:</b> Does not meet the screening criteria for toxicity.</p>

Table 2  
Evaluation of Coil Tubing Hydraulic Fracturing System Chemicals  
Beetaloo McArthur Basin Hydraulic Fracturing Fluid System - Chemical Risk Assessment

Chemical Name	CAS Number	Biodegradation <sup>1</sup>	Bioaccumulative <sup>1</sup>	Screening	Discussion	Outcome of Tier 2 Assessment <sup>1</sup>
Iron gluconate	299-29-6	<u>Environmental Fate Properties:</u> Readily biodegradable  <u>PBT Assessment:</u> Does not meet the screening criteria for persistence	<u>Environmental Fate Properties:</u>  <u>PBT Assessment:</u> Does not meet the screening criteria for bioaccumulation.	Tier 1 (Qualitative Assessment/PBT)	<u>PBT Assessment:</u> - The overall conclusion is that hydrochloric acid is not a PBT substance.  Qualitative assessment indicated low concern to human health  <u>Management:</u> No additional management required, Tier 1 screening satisfied.	NA

Table 2  
Evaluation of Coil Tubing Hydraulic Fracturing System Chemicals  
Beetaloo McArthur Basin Hydraulic Fracturing Fluid System - Chemical Risk Assessment

Chemical Name	CAS Number	Density (kg/L)	Volume of Chemical (L)	Volume Fraction (% v/v)	Chemical Mass in Fluid (kg)	Mass Fraction (% w/w)	Concentration in Injected Fluid (mg/L)	Ecotoxicity <sup>1</sup>	Toxicity <sup>1</sup>
Methanol	67-56-1	0.791	16	0.00545%	12.33743059	6.89274E-05	0.69	<p><b>Aquatic Toxicity</b></p> <p><u>Acute Aquatic - Fish</u></p> <p>-96-hr LC<sub>50</sub> Bluegill - 15,400 mg/L</p> <p>-96-hr LC<sub>50</sub> <i>Salmo gairdneri</i> - 20,100 mg/L</p> <p>-96-hr LC<sub>50</sub> <i>Pimphales promelas</i> - 28,100 mg/L</p> <p><u>Acute Aquatic - Invertebrate</u></p> <p>-96-hr EC<sub>50</sub> <i>Daphnia magna</i> - 18,620 mg/L</p> <p>-48-hr EC<sub>50</sub> <i>Daphnia magna</i> - &gt;10,620 mg/L</p> <p><u>Acute Aquatic - Algae and other aquatic plants</u></p> <p>-96-hr EC<sub>50</sub> <i>Selenastrum capricornutum</i> - ~22,000 mg/L</p> <p>-10-14 d EC<sub>50</sub> <i>Chlorella pyrenoidosa</i> - 28,400 mg/L</p> <p><u>Chronic Aquatic</u></p> <p>-No chronic studies available</p> <p><b>Terrestrial Toxicity</b></p> <p>35-d EC<sub>50</sub> Earthworm <i>Eisenia fetida</i> - 17,199 mg/kg soil dw</p> <p>63-d EC<sub>50</sub> Earthworm <i>Eisenia fetida</i> - 26,646 mg/kg soil dw</p> <p>28-d EC<sub>25</sub> <i>Folsomia candida</i> - 2,842 mg/kg soil dw (test results)</p> <p>28-d NOEC (reproduction) <i>Folsomia candida</i> - 1,000 mg/kg soil dw (derived graphically)</p> <p>14-d EC<sub>50</sub> <i>Hordeum vulgare</i> - 15,492 mg/kg soil dw</p> <p>14-d NOEC (seedline emergence) <i>Hordeum vulgare</i> - 12,000 mg/kg soil dw (derived graphically)</p> <p>14-d EC<sub>25</sub> <i>Hordeum vulgare</i> - 2,538 mg/kg soil dw (test results)</p> <p>14-d NOEC (shoot dry mass) <i>Hordeum vulgare</i> - 1,555 mg/kg soil dw (derived graphically)</p> <p>14-d EC<sub>25</sub> <i>Hordeum vulgare</i> - 2,823 mg/kg soil dw (test results)</p> <p>14-d NOEC (root dry mass) <i>Hordeum vulgare</i> - 2,592 mg/kg soil dw (derived graphically)</p> <p>14-d EC<sub>25</sub> <i>Hordeum vulgare</i> - 4,885 mg/kg soil dw (test results)</p> <p>14-d NOEC (shoot length) <i>Hordeum vulgare</i> - 2,592 mg/kg soil dw (derived graphically)</p> <p>14-d EC<sub>25</sub> <i>Hordeum vulgare</i> - 5,752 mg/kg soil dw (test results)</p> <p>14-d NOEC (rott length length) <i>Hordeum vulgare</i> - 4,320 mg/kg soil dw (derived graphically)</p> <p><b>PNEC<sub>water</sub></b> - 10 mg/L (Acute <i>Daphnia</i>)</p> <p><b>PNEC<sub>soil</sub></b> - 6.3 mg/kg soil dry weight (equilibrium partitioning method)</p>	<p><u>Qualitative Assessment:</u></p> <p>Human Health Hazard - Low concern if used at &lt;3%</p> <p>Ecological Hazard - Low concern</p> <p><u>PBT Assessment:</u> Does not meet the screening criteria for toxicity.</p>

**Table 2**  
**Evaluation of Coil Tubing Hydraulic Fracturing System Chemicals**  
**Beetaloo McArthur Basin Hydraulic Fracturing Fluid System - Chemical Risk Assessment**

Chemical Name	CAS Number	Biodegradation <sup>1</sup>	Bioaccumulative <sup>1</sup>	Screening	Discussion	Outcome of Tier 2 Assessment <sup>1</sup>
Methanol	67-56-1	<p><u>Environmental Fate Properties:</u> Readily biodegradable</p> <p><u>PBT Assessment:</u> Does not meet the screening criteria for persistence.</p>	<p><u>Environmental Fate Properties:</u></p> <ul style="list-style-type: none"> <li>-Calculated log Kow -1.36</li> <li>-BCF in <i>Cyprinus carpio</i> 1.0,</li> <li>BCF <i>Leuciscus idus</i> &lt;10</li> </ul> <p><u>PBT Assessment:</u></p> <p>Does not meet the criteria for bioaccumulation.</p>	Tier 1 (NICNAS/Qualitative Assessment/PBT)	<p><u>NICNAS Assessment (2018)</u></p> <p>Human Health</p> <ul style="list-style-type: none"> <li>- potentially harmful to public in event of transport spill or pond leak</li> <li>- potentially harmful to workers when mixing and/or cleaning or in event of industrial accident</li> </ul> <p>Environment</p> <ul style="list-style-type: none"> <li>-unlikely to cause harm to environment</li> </ul> <p>PBT Assessment - The overall conclusion is that methanol is not a PBT substance.</p> <p>Qualitative assessment indicated low concern to human health</p> <p>Management: Australia SafeWork Place and Santos Occupational Safety Guidance will be used to minimise human health exposure. Therefore, a Tier 2 assessment was not warranted.</p>	NA

**Table 2**  
**Evaluation of Coil Tubing Hydraulic Fracturing System Chemicals**  
**Beetaloo McArthur Basin Hydraulic Fracturing Fluid System - Chemical Risk Assessment**

Chemical Name	CAS Number	Density (kg/L)	Volume of Chemical (L)	Volume Fraction (% v/v)	Chemical Mass in Fluid (kg)	Mass Fraction (% w/w)	Concentration in Injected Fluid (mg/L)	Ecotoxicity <sup>1</sup>	Toxicity <sup>1</sup>
Polyethylene glycol	25322-68-3	1.21	5.6	0.00195%	6.73311194	1.60755E-05	0.16	<p><b>Aquatic Toxicity</b>  <u>Acute Aquatic - Fish</u>  -96-hr LC<sub>50</sub> <i>Poecilia reticulata</i> - PEG (molecular weight unknown) &gt;100 mg/L  -96-hr LC<sub>50</sub> <i>Pimphales promelas</i> - TetraEG (CAS No. 112-60-7) &gt;10,000 mg/L  -96-hr LC<sub>50</sub> <i>Pimphales promelas</i> - PentaEG (CAS No. 4792-15-8) &gt;50,000 mg/L  <u>Acute Aquatic - Invertebrate</u>  -48-hr EC<sub>50</sub> <i>Daphnia magna</i> - TetraEG (CAS No. 112-60-7) 7,746 mg/L  -48-hr EC<sub>50</sub> <i>Daphnia magna</i> -PentaEG (CAS No. 4792-15-8) &gt;20,000 mg/L  <u>Acute Aquatic - Algae and other aquatic plants</u>  -72-hr EC<sub>50</sub> <i>Pseudokirchneriella subcapitata</i> -&gt;100 mg/L  -NOEC <i>Pseudokirchneriella subcapitata</i>- 100 mg/L  <u>Chronic Aquatic</u>  -No chronic studies available for low molecular weight PEGs  -7-d NOEC <i>Pimphales promelas</i> (fish) - Triethylene Glycol (TEG, CAS No. 112-60-7) - 15,380 mg/L (weight)  -7-d NOEC <i>Daphnia magna</i> (invertebrate) - Triethylene Glycol (TEG, CAS No. 112-60-7) - 8,590 mg/L (reproduction)   <b>Terrestrial Toxicity</b>  No terrestrial toxicity studies   <b>PNEC<sub>water</sub></b> - 10 mg/L (chronic algae)  <b>PNEC<sub>soil</sub></b> - 1.3 mg/kg soil dw (equilibrium partitioning method)</p>	<p><u>Qualitative Assessment:</u>  Human Health Hazard - Low concern  Ecological Hazard - Low concern   <b>PBT Assessment:</b> Does not meet screening criteria for toxicity.</p>
Propylene glycol n-propyl ether	1569-01-3	1.04	31	0.0107%	31.75981079	0.000102643	1.0	<p><b>Aquatic Toxicity</b>  -96-hr LC<sub>50</sub> <i>Oncorhynchus mykiss</i> - &gt;100 mg/L  -48-hr EC<sub>50</sub> <i>Daphnia magna</i> - &gt;100 mg/L  -72-hr EC<sub>50</sub> <i>Pseudokirchneriella subcapitata</i> - 3,440 mg/L  <b>Chronic Toxicity</b>  -No data available   <b>Terrestrial Toxicity</b>  -No data available  <b>PNEC<sub>water</sub></b> - 1.0 mg/L  <b>PNEC<sub>soil</sub></b> - 0.03 mg/kg soil dry weight</p>	<p><u>Qualitative Assessment:</u>  Human Health Hazard - Eye irritant  Ecological Hazard - Low concern   <b>PBT Assessment:</b> Does not meet screening criteria for toxicity.</p>
Silica dioxide	112926-00-8	2.63	0.26	0.000091%	0.683233816	3.45285E-07	0.003	<p><b>PNEC<sub>water</sub></b> - not derived  <b>PNEC<sub>soil</sub></b> - not derived</p>	<p><u>Qualitative Assessment:</u>  Human Health Hazard - Low concern  Ecological Hazard - Low concern   <b>PBT Assessment:</b> Does not meet screening criteria for toxicity.</p>

**Table 2**  
**Evaluation of Coil Tubing Hydraulic Fracturing System Chemicals**  
**Beetaloo McArthur Basin Hydraulic Fracturing Fluid System - Chemical Risk Assessment**

Chemical Name	CAS Number	Biodegradation <sup>1</sup>	Bioaccumulative <sup>1</sup>	Screening	Discussion	Outcome of Tier 2 Assessment <sup>1</sup>
Polyethylene glycol	25322-68-3	<u>Environmental Fate Properties:</u> Inherently biodegradable.  <u>PBT Assessment:</u> Does meet the screening criteria for persistence.	<u>Environmental Fate Properties:</u> -Calculated log Kow -0.958 -Estimated BCF for major PEG constituents ranges is 3.162  <u>PBT Assessment:</u> Does not meet the screening criteria for bioaccumulation.	Tier 1 (Qualitative Assessment/PBT)	PBT Assessment: The overall conclusion is that Polyethylene glycol is not a PBT substance.  Qualitative assessment indicated low concern to human health  Management: No additional management required, Tier 1 screening satisfied.	
Propylene glycol n-propyl ether	1569-01-3	<u>Environmental Fate Properties:</u> Readily biodegradable.  <u>PBT Assessment:</u> Does meet the screening criteria for persistence.	<u>Environmental Fate Properties:</u> <u>PBT Assessment:</u> Does not meet the screening criteria for bioaccumulation.	Tier 1 (Qualitative Assessment/PBT)	<u>PBT Assessment:</u> The overall conclusion is that Propylene glycol n-propyl ether is not a PBT substance.  Qualitative Assessment indicated potential hazard to human health (e.g., eye irritant).  <u>Management:</u> Australia SafeWork Place and Santos Occupational Safety Guidance will be used to minimise human health exposure. Therefore, a Tier 2 assessment was not warranted.	NA
Silica dioxide	112926-00-8	<u>Environmental Fate Properties:</u> Not relevant  <u>PBT Assessment:</u> Does not meet the screening criteria for persistence	<u>Environmental Fate Properties:</u> <u>PBT Assessment:</u> Does not meet the screening criteria for bioaccumulation.	Tier 1 (NICNAS/Qualitative Assessment/PBT)	<u>NICNAS Assessment (2018)</u> <u>Human Health</u> - unlikely to cause harm to public - unlikely to cause harm to workers <u>Environment</u> -unlikely to cause harm to environment  <u>PBT Assessment:</u> The overall conclusion is that silica dioxide n-propyl ether is not a PBT substance.  Qualitative assessment indicated low concern to human health.  <u>Management:</u> No additional management required, Tier 1 screening satisfied.	NA



**Table 2**  
**Evaluation of Coil Tubing Hydraulic Fracturing System Chemicals**  
**Beetaloo McArthur Basin Hydraulic Fracturing Fluid System - Chemical Risk Assessment**

Chemical Name	CAS Number	Density (kg/L)	Volume of Chemical (L)	Volume Fraction (% v/v)	Chemical Mass in Fluid (kg)	Mass Fraction (% w/w)	Concentration in Injected Fluid (mg/L)	Ecotoxicity <sup>1</sup>	Toxicity <sup>1</sup>
Sorbitan, mono-9-octadecenoate, (Z)	1338-43-8	0.986	1.0	0.00036%	1.001619958	3.60138E-06	0.04	<p><b>Aquatic Toxicity</b>  -96-hr LL<sub>50</sub> <i>Salmo gairdneri</i> - &gt;1,000 [WAF] mg/L  -96-hr LL<sub>50</sub> <i>Oryzias latipes</i> - &gt;1,000 [WAF] mg/L  -48-hr EL<sub>50</sub> <i>Daphnia magna</i> - &gt;1,000 [WAF] mg/L  -72-hr EL<sub>50</sub> <i>Pseudokirchneriella subcapitata</i> - &gt;1,000 [WAF] mg/L</p> <p><b>Chronic Aquatic - Invertebrate</b>  -21-day NOELR (no-observed-effect-loading-rate) in a Daphnia reproduction test for sorbitan stearate (CAS No. 1338-41-6) is 16 mg/L WAFA (ECHA) [Kl. score = 2].  -72-hr NOELR (no-observed-effect-loading-rate) to Pseudokirchneriella subcapitata for sorbitan stearate was 560 mg/L [WAF] (ECHA) [Kl. score = 1].</p> <p><b>Terrestrial Toxicity</b>  -No data available.</p> <p><b>PNEC<sub>water</sub></b> - 0.32 mg/L WAF  <b>PNEC<sub>soil</sub></b> -10 mg/kg soil dry weight</p>	<p><b>Qualitative Assessment:</b>  Human Health Hazard - Low concern  Ecological Hazard - Low concern</p> <p><b>PBT Assessment:</b> Does not meet screening criteria for toxicity.</p>
Sodium bicarbonate	144-55-8	2.2	121	0.0424%	266.8190412	0.000192704	1.93	<p><b>Aquatic Toxicity</b>  <b>Acute Aquatic - Fish</b>  -96-hr LC<sub>50</sub> <i>Oncorhynchus mykiss</i> - 7,700 mg/L  -96-hr LC<sub>50</sub> <i>Lepomis macrochirus</i> - 7,100 mg/L  <b>Acute Aquatic - Invertebrate</b>  -48-hr EC<sub>50</sub> <i>Daphnia magna</i> - 4,100 mg/L  -48-hr EC<sub>50</sub> <i>Daphnia magna</i> - 1,640 mg/L  -48-hr EC<sub>50</sub> <i>Daphnia magna</i> - 1,020 mg/L  <b>Chronic Aquatic - Invertebrate</b>  -21-day NOEC Daphnia (reproduction) - &gt;576 mg/L</p> <p><b>Terrestrial Toxicity</b>  -48-hr LC50 - acute honeybee test &gt;24 µg/bee  -48 hr NOEC - acute honeybee test 24µg/bee</p> <p><b>PNEC<sub>water</sub></b> - not derived  <b>PNEC<sub>soil</sub></b> - not derived</p>	<p><b>Qualitative Assessment:</b>  Human Health Hazard - Low concern  Ecological Hazard - Low concern</p> <p><b>PBT Assessment:</b> Does not meet the screening criteria for toxicity.</p>

**Table 2**  
**Evaluation of Coil Tubing Hydraulic Fracturing System Chemicals**  
**Beetaloo McArthur Basin Hydraulic Fracturing Fluid System - Chemical Risk Assessment**

Chemical Name	CAS Number	Biodegradation <sup>1</sup>	Bioaccumulative <sup>1</sup>	Screening	Discussion	Outcome of Tier 2 Assessment <sup>1</sup>
Sorbitan, mono-9-octadecenoate, (Z)	1338-43-8	<p><u>Environmental Fate Properties:</u> Readily biodegradable</p> <p><u>PBT Assessment:</u> Does not meet the screening criteria for persistence</p>	<p><u>Environmental Fate Properties:</u></p> <p><u>PBT Assessment:</u> Does not meet the screening criteria for bioaccumulation.</p>	Tier 1 (Qualitative Assessment/PBT)	<p><u>PBT Assessment:</u> The overall conclusion is that Sorbitan monooleate polyoxyethylene derivative is not a PBT substance.</p> <p>Qualitative assessment indicated low concern to human health.</p> <p><u>Management:</u> No additional management required, Tier 1 screening satisfied.</p>	NA
Sodium bicarbonate	144-55-8	<p><u>Environmental Fate Properties:</u> Dissociates completely in aqueous media</p> <p><u>PBT Assessment:</u> Not applicable</p>	<p><u>Environmental Fate Properties:</u> Na+ and HCO<sub>3</sub>- ions will not adsorb on particulate matter or surfaces and will not accumulate in living tissues.</p> <p><u>PBT Assessment:</u> Does not meet the screening criteria for bioaccumulation.</p>	Tier 1 (NICNAS/PBT)	<p><u>NICNAS:</u> Identified as chemical of low concern for human health in National assessment of chemicals associated with coal seam gas extraction in Australia, Tech Report Number 11 (NICNAS, 2017)</p> <p><u>PBT Assessment:</u> The overall conclusion is that sodium bicarbonate is not a PBT substance.</p> <p>Qualitative assessment indicated low concern to human health.</p> <p><u>Management:</u> No additional management required, Tier 1 screening satisfied.</p>	NA

Table 2  
Evaluation of Coil Tubing Hydraulic Fracturing System Chemicals  
Beetaloo McArthur Basin Hydraulic Fracturing Fluid System - Chemical Risk Assessment

Chemical Name	CAS Number	Density (kg/L)	Volume of Chemical (L)	Volume Fraction (% v/v)	Chemical Mass in Fluid (kg)	Mass Fraction (% w/w)	Concentration in Injected Fluid (mg/L)	Ecotoxicity <sup>1</sup>	Toxicity <sup>1</sup>
Sodium bisulfite	7631-90-5	1.348	2.5	0.00087%	3.374011185	6.49063E-06	0.06	<p><b><u>Aquatic Toxicity</u></b></p> <p><b><u>Acute Aquatic - Fish</u></b></p> <p>-96-hr LC<sub>50</sub> (Potassium sulfite) <i>Leuciscus idus</i> - 316 mg/L</p> <p>-96-hr LC<sub>50</sub> (Sodium pyrosulfite) <i>Salmo gairdneri</i> - 147-215 mg/L</p> <p>-96-hr LC<sub>50</sub> (Potassium metabisulfite) <i>Brachydanio rerio</i> - 147-215 mg/L</p> <p><b><u>Acute Aquatic - Invertebrate</u></b></p> <p>-48-hr EC<sub>50</sub> (Sodium disulfite) <i>Daphnia magna</i> - 88.8 mg/L</p> <p><b><u>Acute Aquatic - Algae and other aquatic plants</u></b></p> <p>-96-hr EC<sub>50</sub> (Sodium disulfite) <i>S. subspicatus</i> - 43.9 mg/L</p> <p>-72-hr EC<sub>10</sub> (Sodium disulfite) <i>S. subspicatus</i> - 33.3 mg/L</p> <p><b><u>Chronic Aquatic - fish</u></b></p> <p>-34-day NOEC (Sodium sulfite) <i>Danio rerio</i> - &gt;316 mg/L</p> <p><b><u>Chronic Aquatic - Invertebrate</u></b></p> <p>-21-day NOEC (Sodium sulfite) <i>Daphnia magna</i> - &gt;10 mg/L</p> <p><b><u>Terrestrial Toxicity</u></b></p> <p>No terrestrial studies located.</p> <p><b>PNEC<sub>water</sub></b> - 0.8 mg/L (Chronic Daphnia)</p> <p><b>PNEC<sub>soil</sub></b> - not derived</p>	<p><b><u>Qualitative Assessment:</u></b></p> <p>Human Health Hazard - Low concern</p> <p>Ecological Hazard - Harmful to aquatic life.</p> <p><b><u>PBT Assessment:</u></b> Does not meet the criteria for toxicity.</p>

**Table 2**  
**Evaluation of Coil Tubing Hydraulic Fracturing System Chemicals**  
**Beetaloo McArthur Basin Hydraulic Fracturing Fluid System - Chemical Risk Assessment**

Chemical Name	CAS Number	Biodegradation <sup>1</sup>	Bioaccumulative <sup>1</sup>	Screening	Discussion	Outcome of Tier 2 Assessment <sup>1</sup>
Sodium bisulfite	7631-90-5	<u>Environmental Fate Properties:</u> Dissociates completely in aqueous media  <u>PBT Assessment:</u> Not applicable	<u>Environmental Fate Properties:</u> Sodium bisulfite is not expected to bioaccumulate in the environment because of its dissociation to ionic species and a gas.  <u>PBT Assessment:</u> Does not meet the screening criteria for bioaccumulation.	Tier 1 (PBT/Exposure Assessment)	<u>PBT Assessment:</u> The overall conclusion is that sodium bisulfite is not a PBT substance.  Qualitative Assessment indicated potential hazard to human health (e.g., corrosive).  The estimated injected concentration did not exceed the ecotoxicity values or PNECs for this receptor. This chemical is readily biodegradable and does not bioaccumulate. Additionally, the potential exposure to aquatic receptors is considered incomplete (refer to text). Therefore, a Tier 2 assessment was not warranted.  <u>Management:</u> Implementation of Constraints Protocol in EMP will be required to prevent accidental discharge/release. Australia SafeWork Place and Santos Occupational Safety Guidance will be used to minimise human health exposure. Therefore, a Tier 2 assessment was not warranted.	NA

**Table 2**  
**Evaluation of Coil Tubing Hydraulic Fracturing System Chemicals**  
**Beetaloo McArthur Basin Hydraulic Fracturing Fluid System - Chemical Risk Assessment**

Chemical Name	CAS Number	Density (kg/L)	Volume of Chemical (L)	Volume Fraction (% v/v)	Chemical Mass in Fluid (kg)	Mass Fraction (% w/w)	Concentration in Injected Fluid (mg/L)	Ecotoxicity <sup>1</sup>	Toxicity <sup>1</sup>
Sodium carbonate	497-19-8	2.54	0.23	0.000079%	0.573785384	3.10887E-07	0.003	<u><b>Aquatic Toxicity</b></u> <u>Acute Aquatic - Fish</u> -96-hr LC <sub>50</sub> Bluegill sunfish - 300 mg/L -96-hr LC <sub>50</sub> Mosquitofish - 740 mg/L -24-hr LC <sub>50</sub> Bluegill sunfish - 385 mg/L -50-hr LC <sub>50</sub> Molly - 297 mg/L <u>Acute Aquatic - Invertebrate</u> -48-hr EC <sub>50</sub> <i>Ceriodaphnia dubia</i> - 200 - 227 mg/L  <u><b>Terrestrial Toxicity</b></u> No terrestrial toxicity studies identified.  PNEC <sub>water</sub> - not derived PNEC <sub>soil</sub> - not derived	<u><b>Qualitative Assessment:</b></u> Human Health Hazard - Eye irritant Ecological Hazard - Low concern  PBT Assessment: Does not meet the screening criteria for toxicity.
Sodium Chloride	7647-14-5	2.165	57	0.0198%	122.4612763	9.13278E-05	0.91	PNEC <sub>water</sub> - not derived PNEC <sub>soil</sub> - not derived	PBT Assessment: Does not meet the screening criteria for toxicity.
Sodium diacetate	126-96-5	1.5	0.95	0.00033%	1.430885654	2.22302E-06	0.02	<u><b>Aquatic Toxicity</b></u> - on Sodium Acetate and Potassium Acetate -96-hr LC <sub>50</sub> Brachydanio rerio - >100 mg/L -48-hr EC <sub>50</sub> <i>Daphnia magna</i> - Sodium acetate - >1,000 and 1,730* mg/L. *Values converted to sodium diacetate using the molecular weights of sodium acetate (82.03 g/mol), potassium acetate (98.15 g/mol), and sodium diacetate (142.09g/mol). -48-hr EC <sub>50</sub> <i>Daphnia magna</i> - Potassium acetate - >459.5 and 665* mg/L. *Values converted to sodium diacetate using the molecular weights of sodium acetate (82.03 g/mol), potassium acetate (98.15 g/mol), and sodium diacetate (142.09 g/mol). -72-hr EC <sub>50</sub> <i>Skeletonema costatum</i> - >500 and 724* mg/L *Values converted to sodium diacetate using the molecular weights of sodium acetate (82.03 g/mol), potassium acetate (98.15 g/mol), and sodium diacetate (142.09 g/mol). <u><b>Chronic Aquatic - Algae and other aquatic plants</b></u> No studies are available.  <u><b>Terrestrial Toxicity</b></u> No studies are available.  PNEC <sub>water</sub> - 1.7 mg/L PNEC <sub>soil</sub> - 0.02 mg/kg soil dry weight	<u><b>Qualitative Assessment:</b></u> Human Health Hazard - Severe eye irritant Ecological Hazard - Low concern  PBT Assessment: Does not meet the screening criteria for toxicity.
Sodium hydroxide	1310-73-2	1.515	3.7	0.00129%	5.571201225	8.48484E-06	0.08	<u><b>Aquatic Toxicity</b></u> <u>Acute Aquatic - Fish</u> -24-hr LC <sub>50</sub> Carassius auratus - 160 mg/L -48-hr LC <sub>50</sub> Leuciscus idus melanotus - 189 mg/L -96-hr LC <sub>50</sub> Gambusia affinis - 125 mg/L  <u>Acute Aquatic - Invertebrate</u> -48-hr EC <sub>50</sub> <i>Ceriodaphnia cf. dubia</i> - 40 mg/L -toxicity threshold of NaOPH for <i>Daphnia magna</i> - 40 mg/L ot 240 mg/L  <u><b>Terrestrial Toxicity</b></u> No terrestrial toxicity studies identified.  PNEC <sub>water</sub> - not derived PNEC <sub>soil</sub> - not derived	<u><b>Qualitative Assessment:</b></u> Human Health Hazard - Corrosive Ecological Hazard - Low concern  PBT Assessment: Does not meet the screening criteria for toxicity.

**Table 2**  
**Evaluation of Coil Tubing Hydraulic Fracturing System Chemicals**  
**Beetaloo McArthur Basin Hydraulic Fracturing Fluid System - Chemical Risk Assessment**

Chemical Name	CAS Number	Biodegradation <sup>1</sup>	Bioaccumulative <sup>1</sup>	Screening	Discussion	Outcome of Tier 2 Assessment <sup>1</sup>
Sodium carbonate	497-19-8	<u>Environmental Fate Properties:</u> Dissociates completely in aqueous media  <u>PBT Assessment:</u> Not applicable	<u>Environmental Fate Properties:</u> Sodium carbonate is not expected to bioaccumulate in the environment.  <u>PBT Assessment:</u> Does not meet the screening criteria for bioaccumulation.	Tier 1 (NICNAS/PBT)	<u>NICNAS Assessment (2018)</u> <u>Human Health</u> - unlikely to cause harm to public - potentially harmful to workers in event of industrial accident <u>Environment</u> -unlikely to cause harm to environment  <u>PBT Assessment:</u> The overall conclusion is that sodium carbonate is not a PBT substance.  Qualitative Assessment indicated potential hazard to human health (e.g., irritant).  <u>Management:</u> Australia SafeWork Place and Santos Occupational Safety Guidance will be used to minimise human health exposure. Therefore, a Tier 2 assessment was not warranted.	NA
Sodium Chloride	7647-14-5	<u>Environmental Fate Properties:</u> Dissociates completely in aqueous media  <u>PBT Assessment:</u> Not applicable	<u>Environmental Fate Properties:</u> Essential ions to biological systems.  <u>PBT Assessment:</u> Does not meet the screening criteria for bioaccumulation.	Tier 1 (NICNAS)	<u>NICNAS:</u> Identified as chemical of low concern for human health in National assessment of chemicals associated with coal seam gas extraction in Australia, Tech Report Number 11 (NICNAS, 2017)  <u>Management:</u> No additional management required, Tier 1 screening satisfied.	NA
Sodium diacetate	126-96-5	<u>Environmental Fate Properties:</u> Dissociates completely in aqueous media  <u>PBT Assessment:</u> Not applicable	<u>Environmental Fate Properties:</u>  <u>PBT Assessment:</u> Does not meet the screening criteria for bioaccumulation.	Tier 1 (Qualitative/PBT)	<u>PBT Assessment:</u> The overall conclusion is that sodium bicarbonate is not a PBT substance.  Qualitative assessment indicated low concern to human health.  <u>Management:</u> No additional management required, Tier 1 screening satisfied.	NA
Sodium hydroxide	1310-73-2	<u>Environmental Fate Properties:</u> Dissociates completely in aqueous media  <u>PBT Assessment:</u> Not applicable	<u>Environmental Fate Properties:</u> Sodium hydroxide is not expected to bioaccumulate in the environment.  <u>PBT Assessment:</u> Does not meet the screening criteria for bioaccumulation.	Tier 1 (Qualitative/PBT)	<u>PBT Assessment:</u> The overall conclusion is that sodium hydroxide is not a PBT substance.  Qualitative Assessment indicated potential hazard to human health (e.g., corrosive).  <u>Management:</u> Australia SafeWork Place and Santos Occupational Safety Guidance will be used to minimise human health exposure. Therefore, a Tier 2 assessment was not warranted.	NA

**Table 2**  
**Evaluation of Coil Tubing Hydraulic Fracturing System Chemicals**  
**Beetaloo McArthur Basin Hydraulic Fracturing Fluid System - Chemical Risk Assessment**

Chemical Name	CAS Number	Density (kg/L)	Volume of Chemical (L)	Volume Fraction (% v/v)	Chemical Mass in Fluid (kg)	Mass Fraction (% w/w)	Concentration in Injected Fluid (mg/L)	Ecotoxicity <sup>1</sup>	Toxicity <sup>1</sup>
Sodium iodide	7681-82-5	3.665	0.66	0.00023%	2.41728377	6.29071E-07	0.006	<p><b>Aquatic Toxicity</b>  <u>Acute Aquatic</u>  -48-hr EC<sub>50</sub> <i>Daphnia magna</i> - 0.17 mg/L  -96-hr LC<sub>50</sub> <i>Danio rerio</i> - &gt;100 mg/L</p> <p><b>Chronic Toxicity</b> -  -21-day NOEC in a <i>Daphnia</i> reproduction test is 91 mg/L (ECHA) [Kl. score = 2]. In another <i>Daphnia</i> reproduction test, the 21-day NOEC was 14 mg/L (ECHA) [Kl. score = 2].  -8-day LOEC to green algae <i>Scenedesmus quadricauda</i> was 2,370 mg/L (ECHA) [Kl. score = 2].</p> <p><b>Terrestrial Toxicity</b>  No studies are available</p> <p>PNEC<sub>water</sub> - 0.0034 mg/L  PNEC<sub>soil</sub> - not derived</p>	<p><u>Qualitative Assessment:</u>  Human Health Hazard - Skin/eye irritant. Repeated exposures may cause thyroid gland toxicity.  Ecological Hazard - Very toxic to aquatic life</p> <p><u>PBT Assessment:</u> Does meet the screening criteria for toxicity.</p>
Sodium polyacrylate	9003-04-7	1.32	12	0.00429%	16.20932567	3.2519E-05	0.33	<p><b>Aquatic Toxicity</b>  toxicity studies for MW 4,500 shown because these MW polymers are most commonly used for detergents. For additional toxicity studies, refer to the dossier.  <u>Acute Aquatic - Fish</u>  -96-hr LC<sub>50</sub> - <i>Lepomis macrochirus</i> &gt;1,000 mg/L  -96-hr LC<sub>50</sub> - <i>Lepomis macrochirus</i> &gt;1,000 mg/L  <u>Acute Aquatic - Invertebrate</u>  -48-hr EC<sub>50</sub> - <i>Daphnia magna</i> &gt;200 mg/L  -48-hr EC<sub>50</sub> - <i>Daphnia magna</i> &gt;1,000 mg/L  <u>Chronic Aquatic - Fish</u>  -32-d NOEC - <i>Pimephales promelas</i> 56 mg/L  -28-d NOEC - <i>Brachydanio rerio</i> &gt;450 mg/L  <u>Chronic Aquatic - Invertebrate</u>  -21-d NOEC - <i>Daphnia magna</i> &gt;450 mg/L  -21-d NOEC - <i>Daphnia magna</i> 58 mg/L  -21-d NOEC - <i>Daphnia magna</i> 12 mg/L  <u>Chronic Aquatic - Algae and other aquatic plants</u>  -96-hr NOEC <i>Scenedesmus. subspicatus</i> - 480 mg/L</p> <p><b>Terrestrial Toxicity</b>  -14-d EC0 - (4,500 Mean MW sodium polyacrylate) <i>Eisenia foetida</i> foetida 1,000 mg/L  -28-d EC10 - (4,500 Mean MW sodium polyacrylate) Nitrogen transformation (soil microorganisms) &gt;2,500 mg/L  -28-d EC10 - (4,500 Mean MW sodium polyacrylate) Carbon transformation (soil microorganisms) &gt;2,500 mg/L</p> <p>PNEC<sub>water</sub> - 1.2 mg/L (IChronic <i>Daphnia</i>)  PNEC<sub>soil</sub> - 25 mg/kg soil dry weight (IChronic soil microorganisms)</p>	<p><u>Qualitative Assessment:</u>  Human Health Hazard - Low concern  Ecological Hazard - Low concern</p> <p><u>PBT Assessment:</u> Does not meet the screening criteria for toxicity.</p>

**Table 2**  
**Evaluation of Coil Tubing Hydraulic Fracturing System Chemicals**  
**Beetaloo McArthur Basin Hydraulic Fracturing Fluid System - Chemical Risk Assessment**

Chemical Name	CAS Number	Biodegradation <sup>1</sup>	Bioaccumulative <sup>1</sup>	Screening	Discussion	Outcome of Tier 2 Assessment <sup>1</sup>
Sodium iodide	7681-82-5	<u>Environmental Fate Properties:</u> Dissociates completely in aqueous media  <u>PBT Assessment:</u> Not applicable	<u>Environmental Fate Properties:</u>  <u>PBT Assessment:</u> Does not meet the screening criteria for bioaccumulation.	Tier 1 (PBT/Exposure Assessment)	<u>PBT Assessment:</u> The overall conclusion is that sodium iodide is not a PBT substance.  Qualitative Assessment indicated potential hazard to human health (e.g., corrosive).  The estimated injected concentration did not exceed the ecotoxicity values or PNECs for this receptor. This chemical dissociates completely in aqueous media and does not bioaccumulate. Additionally, the potential exposure to aquatic receptors is considered incomplete (refer to text). Therefore, a Tier 2 assessment was not warranted.  <u>Management:</u> Implementation of Constraints Protocol in EMP will be required to prevent accidental discharge/release. Australia SafeWork Place and Santos Occupational Safety Guidance will be used to minimise human health exposure. Therefore, a Tier 2 assessment was not warranted.	NA
Sodium polyacrylate	9003-04-7	<u>Environmental Fate Properties:</u> Not biodegradable.  <u>PBT Assessment:</u> Does meet the screening criteria for persistence.	<u>Environmental Fate Properties:</u> Due to their high molecular weights, sodium polyacrylates are not expected to bioaccumulate.  <u>PBT Assessment:</u> Does not meet the screening criteria for bioaccumulation.	Tier 1 (NICNAS/PBT)	<u>NICNAS:</u> Identified as chemical of low concern for human health in National assessment of chemicals associated with coal seam gas extraction in Australia, Tech Report Number 11 (NICNAS, 2017)  <u>PBT Assessment:</u> The overall conclusion is that sodium polyacrylates are not PBT substances.  Qualitative assessment indicated low concern to human health.  <u>Management:</u> No additional management required, Tier 1 screening satisfied.	NA



**Table 2**  
**Evaluation of Coil Tubing Hydraulic Fracturing System Chemicals**  
**Beetaloo McArthur Basin Hydraulic Fracturing Fluid System - Chemical Risk Assessment**

Chemical Name	CAS Number	Density (kg/L)	Volume of Chemical (L)	Volume Fraction (% v/v)	Chemical Mass in Fluid (kg)	Mass Fraction (% w/w)	Concentration in Injected Fluid (mg/L)	Ecotoxicity <sup>1</sup>	Toxicity <sup>1</sup>
Sorbitan monooleate polyoxyethylene derivative	9005-65-6	0.95	0.93	0.00032%	0.881054593	3.41252E-06	0.03	<p><b>Aquatic Toxicity</b>  <b>Acute Aquatic</b>  -72-hr EL<sub>50</sub> <i>Pseudokirchneriella subcapitata</i> - 58.84 [WAF] mg/L  -96-hr LL<sub>50</sub> Brachydanio rerio - &gt;100 [WAF] mg/L</p> <p><b>Chronic Toxicity -</b>  -21-day NOELR (No-Observed-Effect-Loading-Rate) for sorbitan monolaurate, ethoxylated (1-6.5 moles ethoxylated) [CAS No. 9005-64-5] in a Daphnia reproduction test was 10 mg/L WAF (ECHA) [Kl. score = 2].  -72-hr EL10 for sorbitan monolaurate, ethoxylated (1-6.5 moles ethoxylated) [CAS No. 9005-64-5] to Pseudokirchneriella subcapitata is 19.05 mg/L WAF (ECHA) [Kl. score = 2].</p> <p><b>Terrestrial Toxicity</b>  No studies are available</p> <p><b>PNEC<sub>water</sub></b> - 0.2 mg/L  <b>PNEC<sub>soil</sub></b> - 2.1 to 3.4 mg/kg soil dry weight.</p>	<p><b>Qualitative Assessment:</b>  Human Health Hazard - Low concern  Ecological Hazard - Low concern</p> <p><b>PBT Assessment:</b> Does not meet the criteria for toxicity.</p>
Tributyl tetradecyl phosphonium chloride	81741-28-8	0.95	7.6	0.00267%	7.249820649	2.80802E-05	0.28	<p><b>Aquatic Toxicity</b>  <b>Acute Aquatic - Fish</b>  -96-hr LC<sub>50</sub> Bluegill sunfish - 0.0586 mg/L  -96-hr LC<sub>50</sub> Common carp - 0.087 mg/L  -96-hr LC<sub>50</sub> Rainbow trout - 0.490 mg/L  -96-hr LC<sub>50</sub> Rainbow trout - 0.200 mg/L</p> <p><b>Acute Aquatic - Invertebrate</b>  -48-hr EC<sub>50</sub> <i>Daphnia magna</i> - 0.0252 mg/L</p> <p><b>Acute Aquatic - Algae and other aquatic plants</b>  -72-hr EC<sub>50</sub> <i>Selenastrum capricornutum</i> - 0.019 mg/L</p> <p><b>Terrestrial Toxicity</b>  -8-d dietary LC<sub>50</sub> Bobwhite Quail 4,215 ppm  -8-d dietary NOEC Bobwhite Quail 1,980 ppm  -8-d dietary LC50 Mallard Duck 3,663 ppm  -8-d dietary NOEL Mallard Duck 1,780 ppm  -14-d oral gavage LD50 Mallard Duck 232 mg/kg  -14-d oral gavage NOEL Mallard Duck &lt;178 mg/kg</p> <p><b>PNEC<sub>water</sub></b> -0.000019 mg/L (Acute algae)  <b>PNEC<sub>soil</sub></b> - 13 mg/kg soil dry weight (equilibrium partitioning method)</p>	<p><b>Qualitative Assessment:</b>  Human Health Hazard - Corrosive;  very high acute inhalation toxicity  Ecological Hazard - Very toxic to aquatic life. Very toxic to aquatic life with long lasting effects.</p> <p><b>PBT Assessment:</b> Does meet the criteria for toxicity.</p>

**Table 2**  
**Evaluation of Coil Tubing Hydraulic Fracturing System Chemicals**  
**Beetaloo McArthur Basin Hydraulic Fracturing Fluid System - Chemical Risk Assessment**

Chemical Name	CAS Number	Biodegradation <sup>1</sup>	Bioaccumulative <sup>1</sup>	Screening	Discussion	Outcome of Tier 2 Assessment <sup>1</sup>
Sorbitan monooleate polyoxyethylene derivative	9005-65-6	<p><u>Environmental Fate Properties:</u> Readily biodegradable</p> <p><u>PBT Assessment:</u> Does not meet the screening criteria for persistence.</p>	<p><u>Environmental Fate Properties:</u></p> <p><u>PBT Assessment:</u> Does not meet the screening criteria for bioaccumulation.</p>	Tier 1 (Qualitative/PBT)	<p><u>PBT Assessment:</u> The overall conclusion is that Sorbitan monooleate polyoxyethylene derivative is not a PBT substance.</p> <p>Qualitative assessment indicated low concern to human health.</p> <p><u>Management:</u> No additional management required, Tier 1 screening satisfied.</p>	NA
Tributyl tetradecyl phosphonium chloride	81741-28-8	<p><u>Environmental Fate Properties:</u> Inherently biodegradable</p> <p><u>PBT Assessment:</u> Does meet the screening criteria for persistence.</p>	<p><u>Environmental Fate Properties:</u> No bioaccumulation studies are available on TTPC. Log Kow - 2.45</p> <p><u>PBT Assessment:</u> Does not meet the screening criteria for bioaccumulation.</p>	Tier 2	<p><u>NICNAS Assessment (2018)</u></p> <p>Human Health</p> <ul style="list-style-type: none"> <li>- potentially harmful to public health in event of transport spill.</li> <li>- potentially harmful to workers health in event of industrial incident</li> </ul> <p>Environment</p> <p>-Limited assessment - detailed information unavailable therefore, chemical assessed at earliest most conservative level of testing, which overestimates risk. Therefore, classified as potentially harmful at this level, but further information and testing would be required to determine actual level of risk</p> <p>PBT Assessment: The overall conclusion is that TTPC is not a PBT substance.</p> <p>The estimated injected concentration did exceed the ecotoxicity values or PNECs for this receptor. However, this chemical is inherently biodegradable and does not bioaccumulate. Additionally, the potential exposure to aquatic receptors is considered incomplete (refer to text). Therefore, a Tier 2 assessment was not warranted.</p> <p>Management: Implementation of Constraints Protocol in EMP will be required to prevent accidental discharge/release. Australia SafeWork Place and Santos Occupational Safety Guidance will be used to minimise human health exposure.</p> <p>Chemicals with a high ecotoxicity hazard assessment have a potential avian wildlife exposure to chemicals stored in treatment tanks. Therefore a Tier 2 assessment was conducted for avian receptors.</p>	A quantitative risk characterisation was used to assess the risk to avian receptors from potential exposure to Tributyl tetradecyl phosphonium chloride (Attachment F). There were no unacceptable potential risks to avian receptors as a result of ingestion of waters stored in treatment tanks.

**Table 2**  
**Evaluation of Coil Tubing Hydraulic Fracturing System Chemicals**  
**Beetaloo McArthur Basin Hydraulic Fracturing Fluid System - Chemical Risk Assessment**

Chemical Name	CAS Number	Density (kg/L)	Volume of Chemical (L)	Volume Fraction (% v/v)	Chemical Mass in Fluid (kg)	Mass Fraction (% w/w)	Concentration in Injected Fluid (mg/L)	Ecotoxicity <sup>1</sup>	Toxicity <sup>1</sup>
Tracer - CFT (fluorobenzoic acids)  (APW 001, APW 002, APW 003, APW 004, APW 005, APW 006, APW 007, APW 008, APW 009, APW 010, APW 011, APW 013, APW 014, APW 015, APW 016, APW 017, APW 018, APW 019, APW 020, APW 022, APW 023, APW 031, APW 035, APW 037, APW 039, APW 041, APW 046, APW 047, APW 048, APW 050)	“Commercial-in-Confidence”	1.05	650 grams	NA	0.67 mg/kg	NA	0.70	<b>Aquatic Toxicity</b> No toxicity studies available. Estimated E(L)C50 values range from 40 mg/L to >2000 mg/L.  <b>PNEC<sub>water</sub></b> - range from 0.043 mg/L to 2.045 mg/L <b>PNEC<sub>soil</sub></b> - not derived	<b>PBT Assessment:</b> Does not meet the criteria for toxicity
Tracers - GFT (perfluorocarbons) (APG 001,APG 002,APG 003,APG 004,APG 005,APG 006,APG 007,APG 008,APG 009,APG 010,APG 011,APG 012,APG 013,APG 014,APG 015)	“Commercial-in-Confidence”	1.787	260 grams	NA	0.26 (mg/kg)	NA	0.46	<b>Aquatic Toxicity</b> No toxicity studies available. Estimated E(L)C50 values are higher than the saturable concentrations. Therefore, the GFT tracers are predicted to be non-toxic to aquatic life.  <b>PNEC<sub>water</sub></b> - not derived <b>PNEC<sub>soil</sub></b> - not derived	<b>Qualitative Assessment:</b> Human Health Hazard - Low concern Ecological Hazard - Low concern  <b>PBT Assessment:</b> Does not meet the criteria for toxicity
Tracers - Water Flow Assurance  (APFAW 001, APFAW 002)	“Commercial-in-Confidence”	1.23		0.01230%		0.0001	1.00	<b>Aquatic Toxicity</b> APFAW-001 - E(L)C50 or NOEC Acute fish - 87 mg/L APFAW-002 - E(L)C50 or NOEC Acute fish - 120 mg/L  <b>PNEC<sub>water</sub></b> - range from 0.9 mg/L to 1.2 mg/L <b>PNEC<sub>soil</sub></b> - range from 1.2 mg/L to 84.8 mg/L	<b>Qualitative Assessment:</b> Human Health Hazard - Low concern Ecological Hazard - APFAW001 - Harmful to aquatic life; APFAW002 - Low concern  <b>PBT Assessment:</b> Does not meet the criteria for toxicity

**Table 2**  
**Evaluation of Coil Tubing Hydraulic Fracturing System Chemicals**  
**Beetaloo McArthur Basin Hydraulic Fracturing Fluid System - Chemical Risk Assessment**

Chemical Name	CAS Number	Biodegradation <sup>1</sup>	Bioaccumulative <sup>1</sup>	Screening	Discussion	Outcome of Tier 2 Assessment <sup>1</sup>
Tracer - CFT (fluorobenzoic acids)  (APW 001, APW 002, APW 003, APW 004, APW 005, APW 006, APW 007, APW 008, APW 009, APW 010, APW 011, APW 013, APW 014, APW 015, APW 016, APW 017, APW 018, APW 019, APW 020, APW 022, APW 023, APW 031, APW 035, APW 037, APW 039, APW 041, APW 046, APW 047, APW 048, APW 050)	"Commercial-in-Confidence"	<u>Environmental Fate Properties:</u> Range from biodegradation in weeks to months to not biodegradable  <u>PBT Assessment:</u> Does meet the screening criteria for persistence.	<u>PBT Assessment:</u> Does not meet the screening criteria for bioaccumulation.	Tier 1 (PBT/Exposure Assessment)	<u>PBT Assessment:</u> The overall conclusion is that the CFT tracers are not PBT substances.  Qualitative assessment indicated low concern to human health.  The estimated injected concentration did exceed the ecotoxicity values or PNECs for this receptor and these chemicals are not biodegradable. However, these chemicals do not bioaccumulate, and do not meet the PBT criteria for toxicity to aquatic organisms. Additionally, the potential exposure to aquatic receptors is considered incomplete (refer to text). Therefore, a Tier 2 assessment was not warranted.  <u>Management:</u> No additional management required, Tier 1 screening satisfied.	NA
Tracers - GFT (perfluorocarbons) (APG 001,APG 002,APG 003,APG 004,APG 005,APG 006,APG 007,APG 008,APG 009,APG 010,APG 011,APG 012,APG 013,APG 014,APG 015)	"Commercial-in-Confidence"	<u>Environmental Fate Properties:</u> Does not biodegrade  <u>PBT Assessment:</u> Does meet the screening criteria for persistence.	<u>PBT Assessment:</u> Does not meet the screening criteria for bioaccumulation.	Tier 1 (PBT/Exposure Assessment)	<u>PBT Assessment:</u> The overall conclusion is that the GFT tracers are not PBT substances.  Qualitative assessment indicated low concern to human health.  These chemicals are not biodegradable; however, they do not bioaccumulate, and do not meet the PBT criteria for toxicity to aquatic organisms. Additionally, the potential exposure to aquatic receptors is considered incomplete (refer to text). Therefore, a Tier 2 assessment was not warranted.  <u>Management:</u> No additional management required, Tier 1 screening satisfied.	NA
Tracers - Water Flow Assurance  (APFAW 001, APFAW 002)	"Commercial-in-Confidence"	<u>Environmental Fate Properties:</u> APFAW 001 - Readily biodegradable APFAW 002 - Not readily biodegradable  <u>PBT Assessment:</u> APFAW 001 - Does not meet the screening criteria for persistence. APFAW 002 - Does meet the screening criteria for persistence.	<u>PBT Assessment:</u> Does not meet the screening criteria for bioaccumulation.	Tier 1 (PBT/Exposure Assessment)	<u>PBT Assessment:</u> The overall conclusion is that the Water Assurant tracers are not PBT substances.  Qualitative assessment indicated low concern to human health.  The APFAW002 tracer is not readily biodegradable; however, it do not bioaccumulate, and does not meet the PBT criteria for toxicity to aquatic organisms. Additionally, the potential exposure to aquatic receptors is considered incomplete (refer to text). Therefore, a Tier 2 assessment was not warranted.  <u>Management:</u> No additional management required, Tier 1 screening satisfied.	NA

**Table 2**  
**Evaluation of Coil Tubing Hydraulic Fracturing System Chemicals**  
**Beetaloo McArthur Basin Hydraulic Fracturing Fluid System - Chemical Risk Assessment**

Table Notes:

°C = degrees Celsius

% v/v = percent volume per volume

% w/w = percent weight for weight

µg/L = microgram per litre

ANZECC = Australian and New Zealand Environment Conservation Council

CFT = Chemical Fracture Tracer

EC<sub>50</sub> = effects concentration of half the maximal response

EG = ethylene glycol

GFT = Gas Fracture Tracer

kg/L = kilogram per litre

L = litre

LC<sub>50</sub> = lethal concentration of 50 percent of population

mg/kg = milligram per kilogram

mg/L = milligrams per litre

NICNAS = National Industrial Chemicals Notification and Assessment Scheme

NOEC = no observed effect concentration

PBT = persistence, bioaccumulative, toxic

PEG - polyethylene glycol

PNEC = predicted no effect concentration

Additional NICNAS chemicals

Silica dioxide

Sodium Chloride

Tributyl tetradecyl phosphonium chloride

NICNAS (2018) - National assessment of chemicals associated

NICNAS (2017) Tech report 11



## Attachment A    Hydraulic Fracturing Fluid Systems

**HALLIBURTON CONFIDENTIAL INFORMATION - ONLY TO BE USED FOR REGULATOR NOTIFICATION (QLD FORMAT)**

**Comments:**

Santos Beetaloo Basin Fluid: All Frac Chems per Stage

**Total injected fluid volume (kiloliters):** 1375.858

**Comprising of: (Kilograms, liters or kiloliters)**

Base Fluid type (e.g. water)	Liters	% of total volume
Makeup Water	1253785	91.1%

Proppant type (e.g sand)	Proppant Size	Kilograms	Liters	% of total volume
Sand	100 Mesh	45359	17117	1.24407%
Ceramic	40/70	136078	50399	3.66311%

Any wet chemical constitutes:	Purpose	Liters	% of total volume
Nitrogen	Lighten Fluid	37854	2.75%
Water in Products	To Ease chemical addition	6220	0.452%
Potassium chloride	Clay control	2258	0.164%
Choline Chloride	Clay control	1259	0.0915%
Guar gum	Friction reduction/Viscosity	1033	0.0751%
Hydrotreated light petroleum distillate	To Ease chemical addition	718	0.0522%
Alcohols, C6-12, ethoxylated propoxylatec	Wetting agent/Solvent	438	0.0318%
Hydrochloric acid	Acid	405	0.0294%
Acrylamide, sodium acrylate polymer	Friction reduction/Viscosity	375	0.0273%
1,4-Dioxane-2,5-dione, 3,6-dimethyl-, (3R,6R)-, polymer with rel-(3R,6S)-3,6-dimethyl-1,4-dioxane-2,5-dione and (3S,6S)-3,6-dimethyl-1,4-dioxane-2,5-	Fluid Loss Control	375	0.0273%
Cocobetaine	Wetting agent/Solvent	375	0.0273%
Sodium Chloride	To Ease chemical addition	355	0.0258%
Ethanol	Wetting agent/Solvent	296	0.0215%
Sodium perborate tetrahydrate	Crosslinker	244	0.0177%
Sodium thiosulfate	Stablising Agent	218	0.0158%
Ethylene glycol	Wetting agent/Solvent	165	0.0120%
Alcohols, C10-16, ethoxylated propoxylatec	Wetting agent/Solvent	156	0.0114%
Ulexite	Crosslinker	152	0.0110%
Fatty acids, tall-oil, ethoxylatec	Wetting agent/Solvent	150	0.0109%
Amides, tall-oil fatty, N,N-bis(hydroxyethyl)	Wetting agent/Solvent	148	0.0108%
Butyl alcohol	Wetting agent/Solvent	144	0.0105%
Alcohols, C12-15, ethoxylated	Wetting agent/Solvent	135	0.00980%
Sodium hydroxide	Buffer	134	0.00973%
Sodium polyacrylate	Scale Inhibitor	121	0.00877%
Hydroxylpropyl guar	Friction reduction/Viscosity	102	0.00741%
Acetic acid	Buffer	88	0.00642%
Glycerine	Wetting agent/Solvent	78	0.00568%
Triethanol amine	Chemical Activator	72	0.00525%
Polypropylene glycol	Wetting agent/Solvent	49	0.00357%
Diethanolamine	Wetting agent/Solvent	43	0.00309%
Chlorous acid, sodium salt	Breaker	40	0.00291%
Tributyl tetradecyl phosphonium chloride	Biocide	38	0.00273%
Siloxanes and Silicones, di-Me, reaction products	Wetting agent/Solvent	29	0.00214%
Polyethylene glycol	Wetting agent/Solvent	27	0.00199%
Ethoxylated branched C13 alcohol	Wetting agent/Solvent	25	0.00182%
Sodium diacetate	Stablising Agent	25	0.00182%
Sorbitan, mono-9-octadecenoate, (Z	Stablising Agent	25	0.00182%
Sorbitan monooleate polyoxyethylene derivative	Stablising Agent	25	0.00182%
Sodium bisulfite	Stablising Agent	25	0.00179%
Methanol	Wetting agent/Solvent	22	0.00160%
Acrylamide acrylate copolymer	Friction reduction/Viscosity	20	0.00147%
Cinnamaldehyde	Wetting agent/Solvent	20	0.00144%
Diethylene glycol	Wetting agent/Solvent	18	0.00131%
Citric acid	Buffer	14	0.00099%
Crystalline silica, quartz	Stablising Agent	10	0.00075%
Sodium Sulfate	Stablising Agent	10	0.00073%
Amine oxides, cocoalkyldimethy	Stablising Agent	6.1	0.00045%
Disodium octaborate tetrahydrate	Crosslinker	5.9	0.00043%
Sodium persulfate	Breaker	5.0	0.00037%
Benzaldehyde	Wetting agent/Solvent	2.8	0.00020%
Sodium Sulfite	Stablising Agent	1.5	0.00011%
Alcohols, C12-16, ethoxylated	Wetting agent/Solvent	1.2	0.000085%
Silica dioxide	To Ease chemical addition	0.68	0.000049%
Sodium carbonate	To Ease chemical addition	0.59	0.000043%
Sodium iodide	Stablising Agent	0.31	0.000023%
Glutaraldehyde	Biocide	0.11	0.000008%
Acrylonitrile	Friction reduction/Viscosity	0.068	0.000005%

**HALLIBURTON CONFIDENTIAL INFORMATION - ONLY TO BE USED FOR REGULATOR NOTIFICATION (QLD FORMAT)**

**Comments:**

Santos Beetaloo Basin Fluid: All Coil Chems per Well

**Total injected fluid volume (kiloliters):** 286.075

**Comprising of: (Kilograms, liters or kiloliters)**

Base Fluid type (e.g. water)	Liters	% of total volume
Makeup Water	259149	90.6%

Proppant type (e.g sand)	Proppant Size	Kilograms	Liters	% of total volume
--------------------------	---------------	-----------	--------	-------------------

Any wet chemical constitutes:	Purpose	Liters	% of total volume
Nitrogen	Lighten Fluid	22712	7.94%
Water in Products	Ease Chemical Addition	2383	0.833%
Hydrochloric acid	Acid	525	0.183%
Fatty acids, C8-C16, ethylhexyl ester	Wetting agent/Solvent	188	0.0656%
Choline Chloride	Clay control	171	0.0597%
Sodium bicarbonate	Buffer	121	0.0424%
Alcohols, C6-12, ethoxylated propoxylatec	Wetting agent/Solvent	89	0.0311%
Iron gluconate	Chelating Agent	79	0.0275%
Cocobetaine	Wetting agent/Solvent	75	0.0262%
Acetic acid	Buffer	69	0.0240%
Sodium Chloride	To Ease chemical addition	57	0.0198%
Cinnamaldehyde	Wetting agent/Solvent	41	0.0145%
Aldol	Wetting agent/Solvent	41	0.0142%
Hydroxylpropyl guar	Friction reduction/Viscosity	39	0.0136%
Diethylene glycol	Wetting agent/Solvent	38	0.0132%
Acrylamide acrylate copolymer	Friction reduction/Viscosity	37	0.0129%
Alcohols, C10-16, ethoxylated propoxylatec	Wetting agent/Solvent	32	0.0111%
Propylene glycol n-propyl ether	Wetting agent/Solvent	31	0.0107%
Bismuth Oxide	Chemical Activator	23	0.00794%
Hydrotreated light petroleum distillate	To Ease chemical addition	21	0.00729%
Acrylamide, sodium acrylate polymer	Friction reduction/Viscosity	20	0.00700%
Citric acid	Buffer	17	0.00600%
Glycerine	Wetting agent/Solvent	16	0.00546%
Methanol	Wetting agent/Solvent	16	0.00545%
Amine oxides, cocoalkyldimethy	Stablising Agent	13	0.00450%
Sodium polyacrylate	Scale Inhibitor	12	0.00429%
Tributyl tetradecyl phosphonium chloride	Biocide	7.6	0.00267%
Benzaldehyde	Wetting agent/Solvent	5.8	0.00203%
Ethanol	Wetting agent/Solvent	5.6	0.00195%
Polyethylene glycol	Wetting agent/Solvent	5.6	0.00195%
Guar gum	Friction reduction/Viscosity	3.9	0.00138%
Sodium hydroxide	Buffer	3.7	0.00129%
Crtonaldehyde	Wetting agent/Solvent	2.9	0.00103%
Fatty acids, tall-oil, ethoxylatec	Wetting agent/Solvent	2.8	0.00099%
Amides, tall-oil fatty, N,N-bis(hydroxyethyl)	Wetting agent/Solvent	2.8	0.00097%
Butyl alcohol	Wetting agent/Solvent	2.7	0.00094%
Alcohols, C12-15, ethoxylated	Wetting agent/Solvent	2.5	0.00089%
Sodium bisulfite	Stablising Agent	2.5	0.00087%
Ethylene glycol	Wetting agent/Solvent	2.5	0.00087%
Alcohols, C12-16, ethoxylated	Wetting agent/Solvent	2.5	0.00086%
2-Ethyl hexanol	Wetting agent/Solvent	1.7	0.00058%
Acetaldehyde	Wetting agent/Solvent	1.6	0.00056%
Ethoxylated branched C13 alcohol	Wetting agent/Solvent	1.0	0.00036%
Sorbitan, mono-9-octadecenoate, (Z	Stablising Agent	1.0	0.00036%
Sodium diacetate	Stablising Agent	0.95	0.00033%
Sorbitan monooleate polyoxyethylene derivative	Stablising Agent	0.93	0.00032%
Sodium iodide	Stablising Agent	0.66	0.00023%
Silica dioxide	To Ease chemical addition	0.26	0.000091%
Sodium carbonate	To Ease chemical addition	0.23	0.000079%
Diethanolamine	Wetting agent/Solvent	0.20	0.000070%
Acrylonitrile	Friction reduction/Viscosity	0.039	0.000014%
Glutaraldehyde	Biocide	0.002	0.000001%





## Attachment B    Assessment of Potential Release to Surface

Attachment B  
Potential Risk to  
Groundwater from  
Hypothetical Water  
Tank Releases  
Beetaloo Sub-Basin

Prepared for:  
Santos

Prepared by:  
**EHS**  **Support**<sup>SM</sup>

July 2019

## Document Control

### PROJECT DETAILS

<b>Project No.:</b>	OGS_C02648_2019
<b>Report Revision No.:</b>	1
<b>Date of Issue:</b>	26 June 2019
<b>Project Manager:</b>	Chris Smitt
<b>Project Director:</b>	Nigel Goulding

### REPORT DETAILS

<b>Title:</b>	Attachment B Potential Risk to Groundwater from Hypothetical Water Tank Releases
<b>Main Author(s):</b>	Chris Smitt
<b>Approved By:</b>	Nigel Goulding
<b>Client:</b>	Santos

### DISTRIBUTION LIST

Date	No. of Copies	Company/Organisation/Name	Issue type
26 June19	1	Santos	Work in Progress (e)

Note:

(e) electronic file

(h) hardcopy

This document may only be used for the purpose for which it was commissioned and in accordance with the Terms of Engagement for the commission. Any third party that receives a copy of this document does so subject to the limitations referred to herein.

Reproduction of this document is prohibited without the express, written approval of EHS Support Pty Ltd.



## Table of Contents

<b>1</b>	<b>Introduction .....</b>	<b>1</b>
1.1	Objective .....	1
1.2	Scope of Work.....	1
<b>2</b>	<b>Overview of Hydrogeology/Geology .....</b>	<b>2</b>
<b>3</b>	<b>Overview of Infrastructure Setup.....</b>	<b>5</b>
<b>4</b>	<b>Analytical Assessment (Methodology) .....</b>	<b>8</b>
4.1	Lateral Spreading of Fluid/Runoff.....	8
4.1.1	Water Pooling on Flat Surfaces.....	9
4.2	Infiltration into Unsaturated Zone.....	10
4.2.1	Green and Ampt Infiltration Model .....	11
4.2.2	Darcy Infiltration Model.....	11
<b>5</b>	<b>Analytical Assessment (Results) .....</b>	<b>12</b>
5.1	Overland Flow .....	12
5.1.1	Overland Flow on Flat Surfaces .....	12
5.2	Green and Ampt Infiltration Model .....	13
5.3	Darcy Infiltration Model.....	14
<b>6</b>	<b>Discussion.....</b>	<b>16</b>
<b>7</b>	<b>Limitations .....</b>	<b>17</b>
<b>8</b>	<b>References.....</b>	<b>18</b>



## List of Tables

Table 4-1	Relative Permeability $k_r$ , for Different Scenarios of Accidental Release
Table 4-2	Values of intrinsic permeability and kinematic viscosity for Claystone
Table 5-1	Shallow lithology at Tanumbirini-1
Table 5-2	Modelling Input Parameters
Table 5-3	Model Results - Pooled Water Area

## List of Figures

Figure 2-1	Location of the Beetaloo Basin along with Santos assets, stratigraphy and a north-south section. Reference used to create Figure 1: Silverman et al. (2008) [geological cross-section], and Close et al: 2016 [SEEBASE™ depth-to-basin image & stratigraphic column]
Figure 2-2	Shallow Lithology from Santos well “Tanumbirini-1
Figure 3-1	Combined Tank Pad Layout
Figure 3-2	Bund Wall Cross Section A-A’ Layout (Refer to Figure 3-1 for Location)
Figure 4-1	Conceptualisation of the Green – Ampt Model and the Remaining Runoff.
Figure 5-1	Results of the Green – Ampt Analytical Model. (Top Graph) represents first 5 m of Stata. (Bottom Graph) represents the top 100m of geological profile.



## 1 Introduction

The following report provides a conservative assessment of the potential for impacts on groundwater associated with hypothetical release scenarios in the Northern Territory. For the purpose of this assessment two modes of release for the hypothetical scenarios were identified (overland flow and infiltration) and technical assessment and modelling is provided in the sections below.

### 1.1 Objective

The objective of this assessment is to define the potential extent of the area impacted by a release or “spill” of fluids and the likelihood of migration to groundwater. Specifically, the following questions were addressed:

1. Assuming an un-mitigated catastrophic tank failure, determine the maximum pooled area in which a spill would inundate.
2. Over the size of the pooled area, determine infiltration rates to gain an understanding of vertical movement and associated travel time.
3. Over the size of a bunded area, determine infiltration rates based on liquids being contained in the compound at higher heads.
4. Provide a description of what remedial actions could be implemented if impacts to groundwater were observed.

### 1.2 Scope of Work

To meet the objectives described above, the following work tasks were undertaken:

1. Establishment of applicable soil/aquifer characteristics within the area of interest based on a literature review and geological log from Santos exploration bore Tanumbirini-1.
2. Assessment of the water pooling area on a flat surface using the formulae proposed by Grimaz et al. (2007).
3. Assessment of the infiltration capacity of surface soils and ponding time using the analytical Green and Ampt infiltration equation.
4. Assessment of the infiltration velocity and depth once surface soils become saturated using Darcy’s law.
5. Discuss the remedial technologies that would be employed if impacts to groundwater occurred due to surficial releases and associated infiltration.



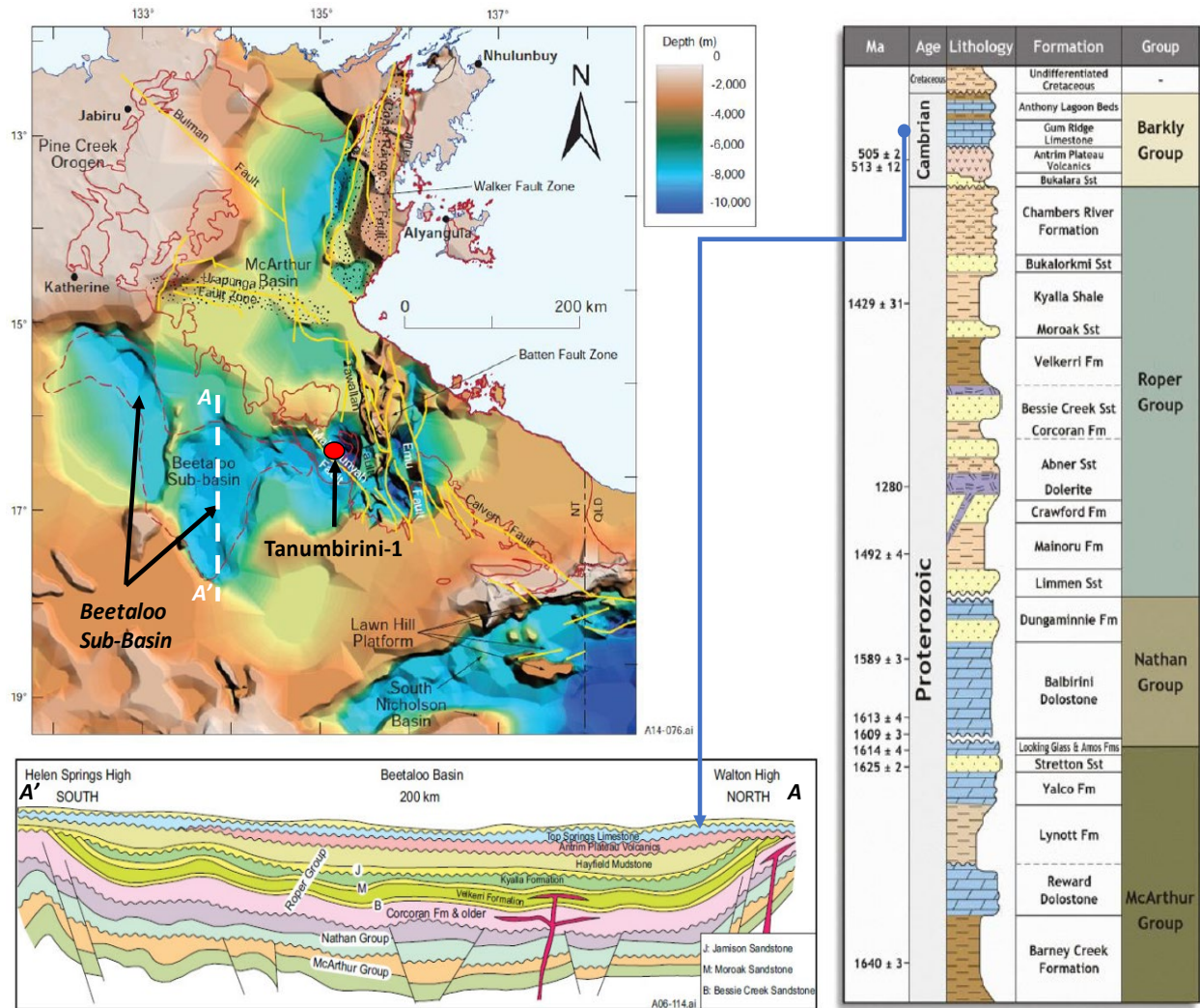
## 2 Overview of Hydrogeology/Geology

The area of interest where this assessment will occur is within Santos exploration areas of the Beetaloo Sub-Basin (refer **Figure 2-1**).

The hydrogeological unit of interest is the Cambrian Limestone Aquifer (CLA) defined as the Top Springs Limestone (also commonly referred to as the Tindal Limestone or Gum Ridge Formation) depending on which part of the basin you are in. The unit comprises massive and commonly dolomitised (and often fractured and karstic) limestone beds with minor siliclastic mudstone. Results from Santos exploration bore Tanumbirini-1 (refer **Figure 2-1** for location and **Figure 2-2** for stratigraphy), reveal that the Top Springs Limestone can be found at a depth of 52mbgl with a thickness of 150m. For detailed broad scale geological interpretation of the region's geology refer to Fulton, 2009; Kruse et al, 2013.

In the vicinity of exploration bore, Tanumbirini-1, the CLA is confined by Cretaceous siltstones, claystones and mudstones. Whilst the permeability of the CLA is reported to be highly dependent on the development of dissolution and fracture features (Fulton and Knapton, 2015), review of the down hole gamma profile in Santos exploration bore Tanumbirini-1 (**Figure 2-2**), suggest this claystone to be quite tight (low permeability). In the broader region however, a review of water bores that intersect cavities or record circulation loss during drilling suggests that the karst development is widespread across the Beetaloo Sub-Basin and that aquifer permeability is generally not spatially correlated. Within the broader basin over 415 operational and abandoned water bores screen the CLA, with bore depths ranging from 34 – 221 m (average 105 m) (*ibid*).

Fulton and Knapton, (2015), reported airlift yields range from 0.3 – 20 l/s (average 3.5 l/s), with the standing water level (SWL) in the Gum Ridge Formation ranging from 23 to 155 metres below ground level (mbGL). Water levels along the Carpentaria Highway on Amungee Mungee and Tanumbirini stations are reported to be (125 mbGL) (*ibid*). Results from 21 pumping tests undertaken by WRD report a Transmissivity (T) range of 3 – 3377 m<sup>2</sup>/d. The lowest T values (<50 m<sup>2</sup>/d) occur in the northwest of the basin where the CLA has limited saturated thickness and aquifer development is restricted to the unconformity with the underlying Antrim Plateau Volcanics (Yin Foo, 2002).



**Figure 2-1** Location of the Beetaloo Basin along with Santos assets, stratigraphy and a north-south section. Reference used to create Figure 1: Silverman et al. (2008) [geological cross-section], and Close et al: 2016 [SEEBASE™ depth-to-basin image & stratigraphic column]



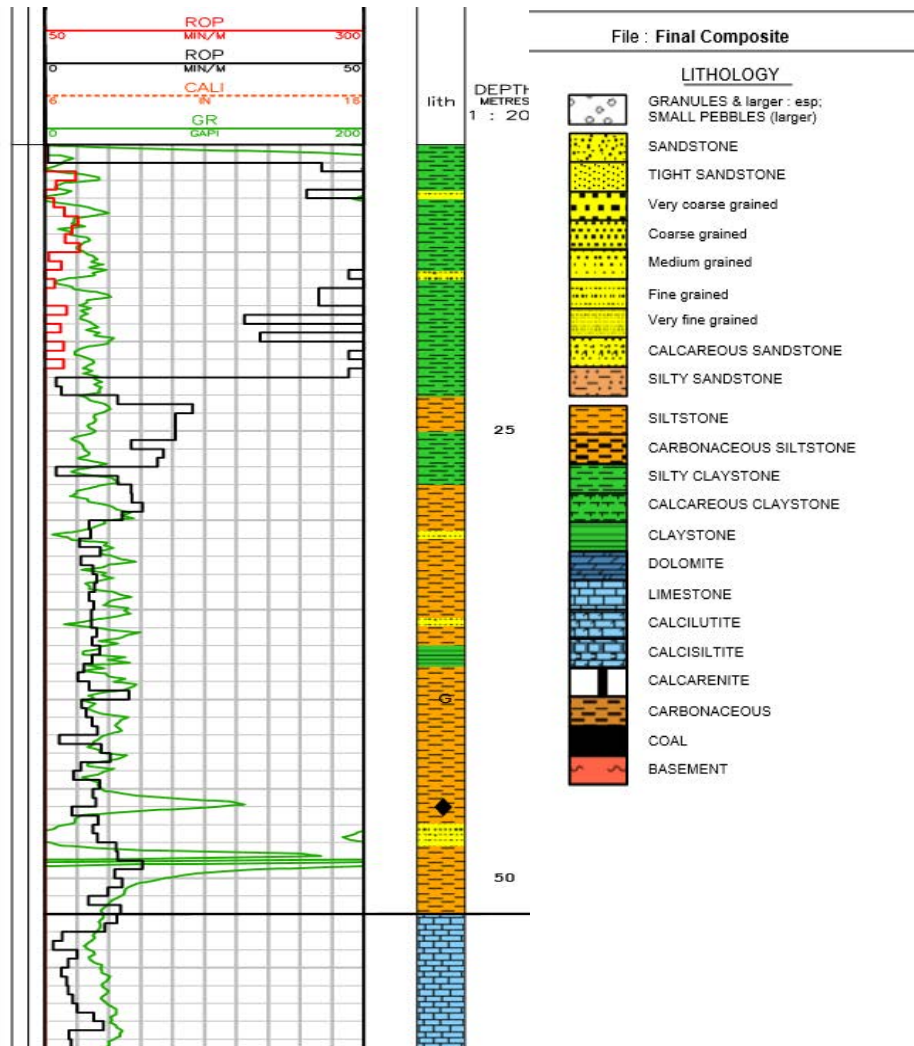


Figure 2-2 Shallow Lithology from Santos well "Tanumbirini-1"



### 3 Overview of Infrastructure Setup

The total potential water storage in the tanks is 32.5 ML, with water moved between the tanks to support evaporation and wet weather storage.

The proposed layout of the tank pad infrastructure is shown in **Figure 3-1** and **Figure 3-2**. Using these figures as a basis, the following is assumed:

- A 1m high bund wall is placed around the tank pad.
- With the tanks in place, the potential area which can store water of the bunded area is ~6500 m<sup>2</sup>. This is was determined via using the following:
  - Area of combined tank pad footprint = 20,000 m<sup>2</sup>
  - Area of Pad 1 tank base = ~7,850 m<sup>2</sup> (using  $A = \pi r^2$ , where  $r = 50$  m)
  - Area of Pad 2 tank base = ~5,650 m<sup>2</sup> (using  $A = \pi r^2$ , where  $r = 30$  m)
- The maximum depth of the 2 sumps within the well pad area is 3m. (Refer Note 12 on **Figure 3-1**).
- The volume of the 2 sumps is estimated to be 1,080 m<sup>3</sup>. (Refer Note 12 on **Figure 3-1**).

In accordance with standard engineering practices it is assumed that a release occurs from the largest tank within the compound involving a leak from the base or wall of the tank. In this scenario the liquid level in the tank will equilibrate with the liquid level within the compound which is a maximum of 1 m (based on the height of the bund walls). As the largest tank is designed to provide emergency storage (for major rainfall events) the total volume of liquid in the largest tank is 13 ML during active duty.

These above parameters will be used in **Section 4** - Analytical Assessment to determine potential areas of overland flow (in the case of a catastrophic tank failure) or infiltration from within the bunded area.

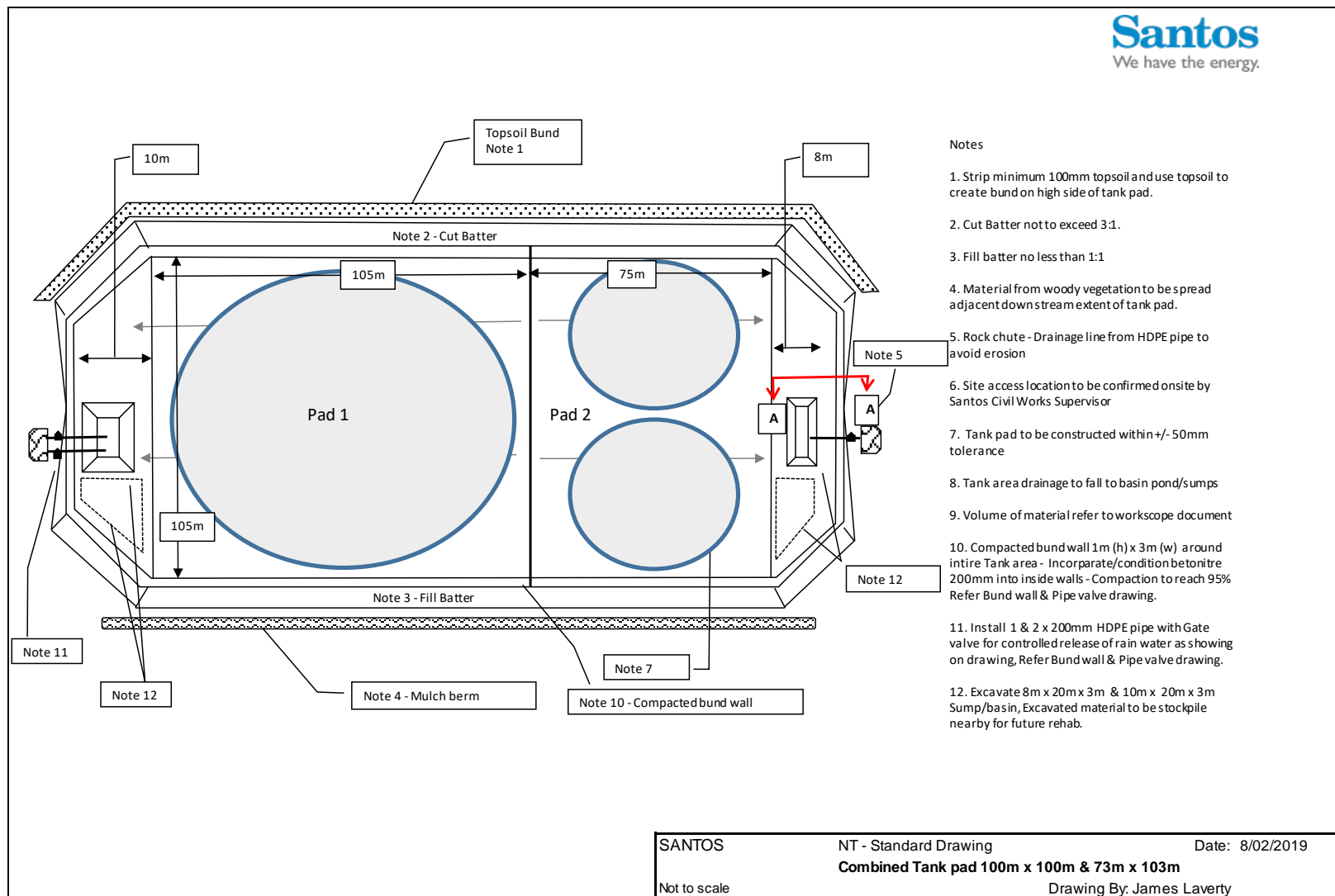
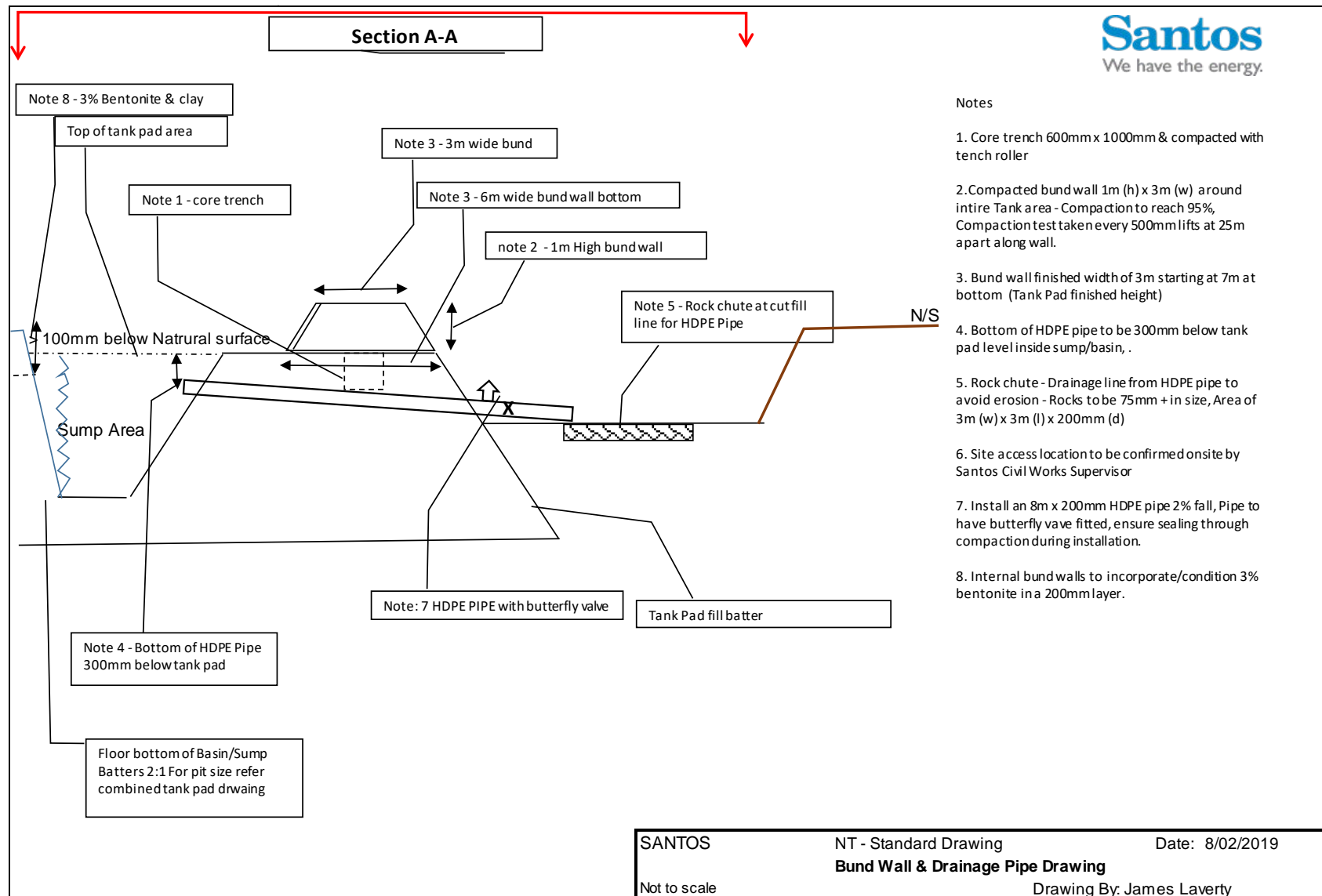


Figure 3-1 Combined Tank Pad Layout



**Figure 3-2 Bund Wall Cross Section A-A' Layout (Refer to Figure 3-1 for Location)**



## 4 Analytical Assessment (Methodology)

Liquid releases on a permeable soil surface undergo three main processes that control the extent of the release and the subsequent environmental impacts. These processes are:

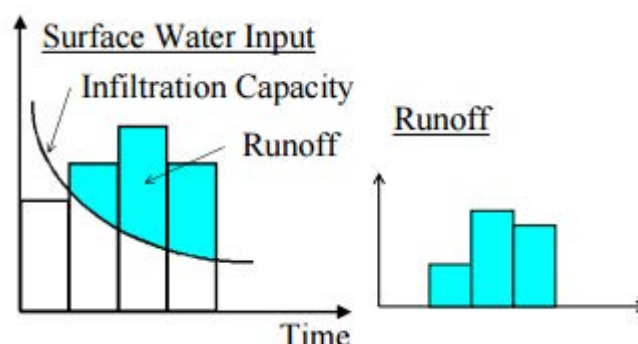
- Overland flow (Runoff)
- Evaporation
- Infiltration

In this assessment, overland flow (also referred to as runoff) is assessed along with infiltration.

### 4.1 Lateral Spreading of Fluid/Runoff

Runoff of water as a fluid dynamical process has concurrently been an important research topic with surface water hydrology and is typically described with the use of the Saint Venant equations (Woolhiser and Liggett 1967). However, only recently has runoff been coupled with surface infiltration at a spatial scale that can be applicable to point source flows such as release from a pipeline. Esteves et al. (2000) contains a list of theoretical models that include the basic elements of a liquid release on land.

The approach adopted for this assessment is a progression of the Green – Ampt (1911) model (refer **Equation 4**). In essence the Green – Ampt model approximates the curved soil moisture profiles allowing the calculation of the soil's infiltration capacity. The remaining water balance component is therefore runoff. This is visually presented in **Figure 4-1**.



**Figure 4-1** Conceptualisation of the Green – Ampt Model and the Remaining Runoff.

Due to the regional approach, the complexity of this assessment, slight modifications to mathematical theory behind this and similar models were undertaken to predict the regional scale flow characteristics from a point source.

Whilst the Green-Ampt equation was used to assess the initial infiltration depths (**Section 4.2**), modifications to the algorithm developed by Grimaz *et al.* (2007) and the Manning Kinematic Equation were adopted to model the remaining water assumed to be runoff. These analytical steps are provided in **Section 4.1.1**



### 4.1.1 Water Pooling on Flat Surfaces

For instantaneous releases on flat surfaces (and assuming this water bypasses the bunded walls), the formulae (**Equation 1**) proposed by Grimaz et al. (2007) was used to estimate the area of the pool of liquid on flat ground. This method is used for oil spills but can allow for water by varying the liquid properties (primarily viscosity and permeability).

$$A_{pool} \cong 2.3782 \frac{Q^{4/5}}{(k_i k_r)^{1/5}} \quad (1)$$

Where:  $A_{pool}$  is the area of the pool of liquid on the surface [m<sup>2</sup>];  $Q$  is the total amount of liquid released [m<sup>3</sup>];  $k_i$  is the intrinsic permeability of soil [m<sup>2</sup>];  $k_r$  is the relative permeability of the liquid [-].

The values of  $k_r$ , depending from different grades of water saturation of soil, are shown in **Table 4-1**. For the conservative nature of this assessment, a  $k_r$  value of 0.3 will be assumed.

**Table 4-2** provides the intrinsic permeability values used to replicate the soil profiles observed around Tanumbirini-1.

**Table 4-1 Relative Permeability  $k_r$ , for Different Scenarios of Accidental Release**

Soil situation	$k_r$
dry - long time without rainfall in warm regions and in hot seasons	1
slightly wet - long time without rainfall in other regions or seasons	0.9
very wet - from 2 hours to 2 days after strong rainfall	0.3
completely saturated - during strong rainfall with ponds on surface	0

For the conservative nature of this assessment, a  $k_r$  value of 0.3 will be assumed.

**Table 4-2 Values of intrinsic permeability and kinematic viscosity for Claystone**

Soil situation	$k_i$
$k_i$ = intrinsic permeability of soil [m <sup>2</sup> ]	
Claystone	1.00E-13



## 4.2 Infiltration into Unsaturated Zone

The spilt fluid will not only tend to spread out over the surface of the soil and evaporate, but will also penetrate into the ground (unless it is impermeable). Infiltration to the unsaturated zone, and in particular infiltration capacity and time for ponding to occur can be determined using the infiltration equation of Green and Ampt (1911).

The infiltration rate actually experienced in a given soil depends on the amount and distribution of soil moisture and on the availability of water at the surface with a maximum rate at which the soil in a given condition can absorb water. This upper limit is called the infiltration capacity,  $f_c$  and is a limitation on the rate at which water can move into the ground. If surface water input is less than infiltration capacity, the infiltration rate will be equal to the surface water input rate ( $w$ ). If irrigation (analogous to a release) intensity exceeds the ability of the soil to absorb moisture, infiltration occurs at the infiltration capacity rate until the soil is saturated and ponding and associated runoff occurs. Infiltration capacity declines over time until a steady state is reached.

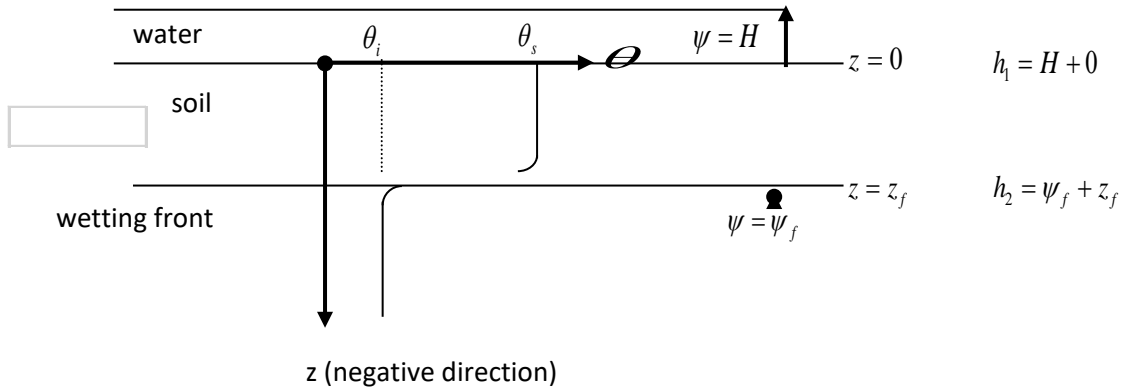
Several processes combine to reduce the infiltration capacity. The filling of fine pores with water reduces capillary forces drawing water into pores reducing the storage potential of the soil. Clay swells as it becomes wetter and the size of pores is reduced. Coarse-textured soils such as sands have large pores down which water can easily drain, while the fine pores in clays retard drainage. If the soil particles are held together in aggregates by organic matter or a small amount of clay, the soil will have a loose, friable structure that will allow rapid infiltration and drainage.

The calculation of infiltration at a point combines the physical conservation of mass (water) principle expressed through the continuity equation with quantification of unsaturated flow through soils, expressed by Darcy's equation. The downward hydraulic gradient inducing infiltration is from a combination of the effect of gravity, quantified by the elevation head, and capillary surface tension forces, quantified by the pressure head (negative due to suction) being lower at depth due to lower moisture content. If the water input rate is greater than the saturated hydraulic conductivity (i.e.  $w > K_{sat}$ ), at some point in time the water content at the surface will reach saturation. At this time, the infiltration capacity drops below the surface water input rate and runoff is generated. This time is referred to as the ponding time. After ponding occurs, water continues to infiltrate and a zone of saturation begins to propagate downward into the soil as the wetting front. After ponding, the infiltration rate is less than the water input rate and the excess water accumulates at the surface and becomes infiltration excess runoff. As time progresses and the depth of the zone of saturation increases, the contribution of the suction head to the gradient inducing infiltration is reduced, so infiltration capacity is reduced. Once the soil profile is completely saturated no further water can infiltrate.



#### 4.2.1 Green and Ampt Infiltration Model

The Green – Ampt (1911) model (**Equation 4**) is an approximation of the infiltration process described above and was utilised to assess infiltration capacity and time for ponding for various soils.



$$q = -K_s \frac{dh}{dz} = -K_s \frac{h_2 - h_1}{z_2 - z_1} = -K_s \frac{(\psi_f + z_f) - (H + 0)}{z_f - 0} = -K_s \frac{\psi_f + z_f - H}{z_f} \quad (4)$$

Where:  $H$  = the depth of ponding, cm,  $K_s$  = saturated hydraulic conductivity (cm/s),  $q$  = flux at the surface (cm/h) and is negative,  $f$  = suction at wetting front (negative pressure head),  $\theta_i$  = initial moisture content (dimensionless) and  $\theta_s$  = saturated moisture content (dimensionless).

The following assumptions are implicit in the Green and Ampt equation:

1. As water infiltrates, the wetting front advances at the same rate with depth, which produces a well-defined wetting front;
2. The volumetric water content remains constant above and below the wetting front as it advances; and
3. The soil-water suction immediately below the wetting front remains constant with both time and location as the wetting front advances.

#### 4.2.2 Darcy Infiltration Model

Once the soil has become permanently saturated (i.e. established from a constant head driving behind the wetting front or when the Green and Ampt flux ( $q$ ) becomes constant, Darcy's Law can be applied to determine the rate at which water can infiltrate vertically. This is shown in **Equation 5**.

$$qD = \frac{-K_{h,v} \frac{\Delta h}{\Delta l}}{n} \quad (5)$$

Where:

$qD$  = specific discharge of groundwater or Darcy Flux (m/day);  $K_{h,v}$  = average hydraulic conductivity (vertical [ $K_v$ ] or horizontal [ $K_h$ ]) of the saturated sediment (m/day);  $\Delta h / \Delta l$  = hydraulic gradient driving the fluid (-) and  $\eta$  = effective porosity (-)





## 5 Analytical Assessment (Results)

This section presents the results of the assessment outlined in **Section 1.2**, and the methodology (described in **Section 4.1** to **Section 4.2**) for determining:

- Lateral spreading / overland flow (refer **Section 5.1**);
- Infiltration into unsaturated zone (refer **Section 5.2**); and
- Infiltration rates under saturated flow conditions (refer **Section 5.3**).

### 5.1 Overland Flow

#### 5.1.1 Overland Flow on Flat Surfaces

As discussed in **Section 1.1** and **Section 3**, the storage tanks can hold a maximum of 35.5 ML (3.25e+7 L or 32,500 m<sup>3</sup>) of water. However, the tank configuration is such that water will be transferred between tanks to support evaporation in the treatment tanks

In the context of leakage from the largest tank a total of 15.3 ML could be contained within the bunded area without a release to the environment. This is based on:

- At least 7.8 ML would remain in the tank due to the 1 m high bund wall height (calculated using  $A = \pi r^2$ , where  $r = 50$  m) and equalisation of water levels within the tank and the bunded area.
- The volume of the 2 sumps is estimated to be ~1 ML (as described above).
- Excluding the sumps, the volume surrounding the tanks to the bund wall is estimated to be 6.5 ML (pad footprint of 20,000 m<sup>2</sup> minus combined tank footprint of 13,500 m<sup>2</sup>).

Release of a volume larger than the capacity of the bunded area is considered unlikely given that water is being transferred between tanks to support evaporation and as such the volume of water in the largest tank is not anticipated to be more than 12 ML. In this context the tank compound is sized to preclude any release to the environment.

To assess the unmitigated risks and an improbable scenario where some fluids were to overflow the bunded area a range of release scenarios are considered comprising:

1. A release of 1 ML and 12 ML where the containment structures are not present at the site. This is solely conducted to demonstrate the effectiveness of the containment proposed by Santos.
2. Smaller release volumes of 1,000 L and 100,000 L which would reflect small scale releases outside of the bunded area. These types of releases are also considered improbable based on the design of well pad and bunds which surround the entire work area.

Shallow lithology obtained from exploration well Tanumbirini-1 (**Figure 2-2**), summarised in **Table 5-1** reveals the site to be underlain by a relatively impermeable siltstone/claystone (see **Section 2**). As a result, and for the purposes of assessing surface water pooling, only soil properties reflective of a clay have been applied to **Equation 1**. These parameters are presented **Table 4-1**, **Table 4-2**, and **Table 5-2** with the results shown in **Table 5-3**.

**Table 5-1 Shallow lithology at Tanumbirini-1**

Depth From (mbgl)	Depth to (mbgl)	Lithology (Figure 2-2)	Hydrogeological Unit
0	20	Silty Claystone	Anthony Lagoon Beds (inferred)
20	52	Siltstone	
52		Limestone	Tops Springs Formation / Tindal - Gum Ridge Limestone

**Table 5-2 Modelling Input Parameters**

Parameter	Clay / Claystone / Siltstone	Literature Source
Porosity	0.482*	* Dingman, 1994 **Knapton 2009
Hydraulic Conductivity (Ksat) (cm/s)	0.000001 (1x10 <sup>-6</sup> )	Freeze, R. A., & Cherry, J. A. (1979).
Air-Entry Tension (cm)	40.5	Dingman, 1994
Saturated Tension (cm)	30.78	Dingman, 1994
Intrinsic permeability (m <sup>2</sup> )	1x10 <sup>-13</sup>	Dingman, 1994

Without the inclusion of bunding (which Santos is constructing around the tank pad), a catastrophic release from the largest tank could impact an area of up to 220 ha. However, the construction of the bund walls will contain the release to the 2 ha of the well pad. In the event of smaller scale release 1,000 L or 100,000 L prior to the bunds being established these releases these impacts would be highly localised to between 0.1 and 4.8 ha.

**Table 5-3 Model Results - Pooled Water Area**

	Volume Released (L)	Volume Released (m3)	Area (m2)	Radius (m)	
Clay / Claystone / Siltstone	1,000	1	120.5	19.6	Smaller scale release without bund walls or improbable over topping event.
	100,000	100	47953.9	123.5	
	1,000,000	1,000	308568.8	310.3	Unmitigated scenario only
	12,000,000	12,000	2208864.7	838.5	

## 5.2 Green and Ampt Infiltration Model

In addition to potential overland flow, infiltration into the subsurface would occur. In the case of releases which are not contained within the bunded area the infiltration rate would be slow due to the limited head of fluids within the release area while in the bunded area the retention of release fluids would provide a higher head as liquids could be present up to the height of the surrounding walls.

The results of the Green and Ampt Infiltration equation are discussed below and shown in **Figure 5-1**.



Recalling from **Section 2**, there are two distinct hydrogeological units (siltstone to a depth of ~50m followed by karstic limestone). The assessment therefore is based upon the time to infiltrate through the siltstone.

The results indicate that the ground would become quickly saturated (the infiltration capacity of the soils are exceeded) and any spill will take ~158 years to move through the initial 50m. This is based on a saturated hydraulic conductivity of a siltstone ( $K = 0.000001 \text{ cm/s}$  ( $0.00086 \text{ m/d}$ )).

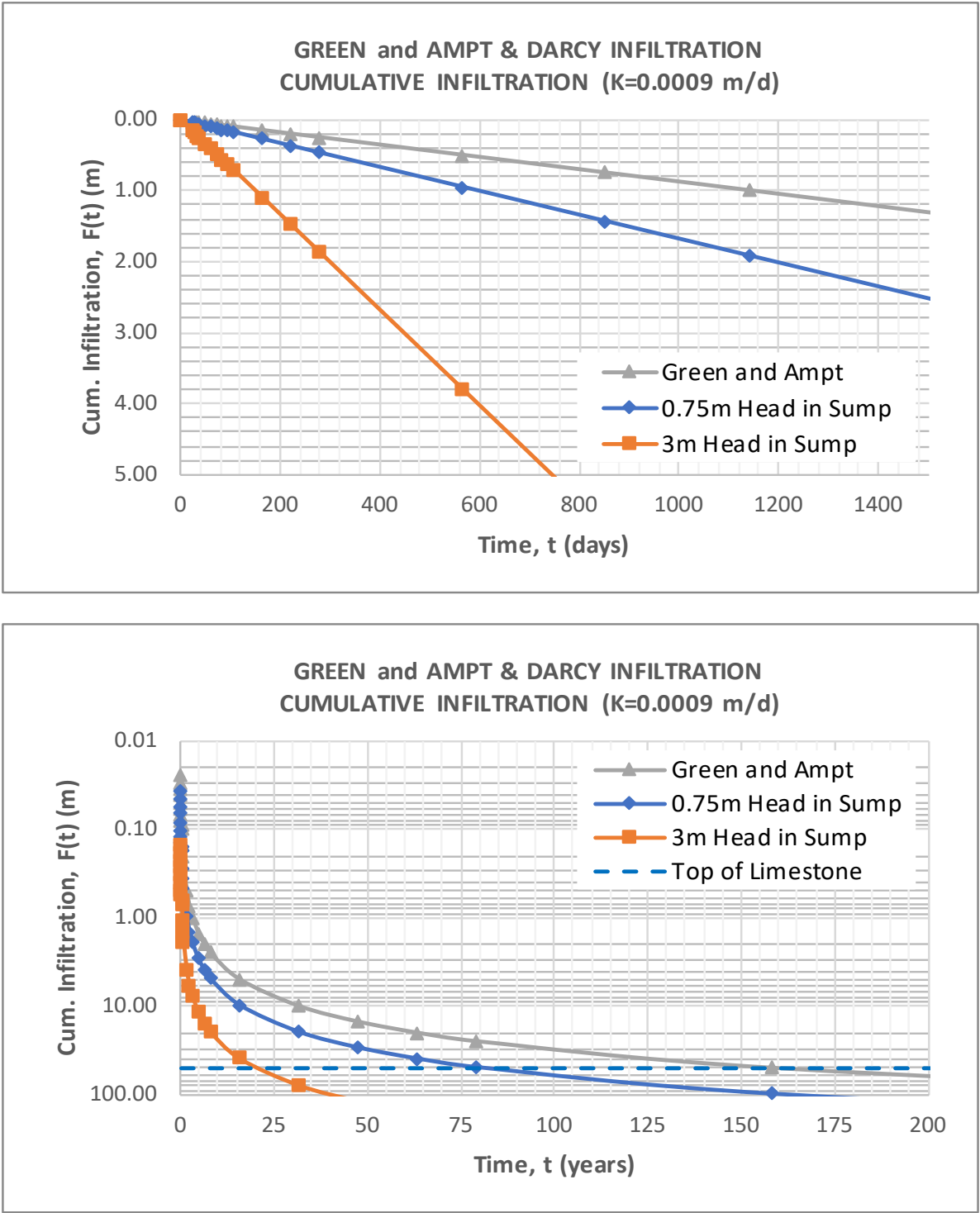
However in the context of a release being contained within the bunded well pad area (water cannot flow over land and accumulates in the bunded area), the infiltration capacity of the soils will be exceeded and infiltration rates will be controlled by Darcian saturated flow which is slower (where no head exists but in the context of the potential accumulated water and associated heads (0.75 m and 3 m) is higher than simple infiltration).

### 5.3 Darcy Infiltration Model

The results of the Darcy infiltration modelling are discussed below and shown in **Figure 5-1**. The calculations are highly conservative and have considered the heads in the sump area (where water heads would be greatest 3 m) as well as the potential heads across the remainder of the area.

Depending on the level a spill would fill the sumps (shown in **Figure 3-1**), water infiltrated in to the ground at different rates. If a spill filled a sump (and maintained that level for the period modelled) to achieve a head of 0.75m or covered the remainder the well pad area to a depth of 0.75 m, it would take approximately 160 days for the water to infiltrate 1m. If the head in the sump was increased to 3.0 m (and maintained), the time it takes to infiltrate 1m into a Siltstone is approximately 130 days. If the water was allowed to infiltrate and the head in the sump was not maintained, the infiltration rate would decline back to that predicted by the Green and Ampt Infiltration equation, resulting in timeframes to travel 1m > 1000 days.

Under the worst-case scenario, (3m sump head maintained), the time take would take for water to reach the water table in the is 40 years through siltstone. However, in the context of this site it is important to recognise that the volume of water is finite and as such the standing water level and associated head will decline over time as fluids infiltrate the ground. Based on the area of the bunded area ( $20,000 \text{ m}^2$ ) and a porosity of 0.4, a total of 8 ML of water will be contained within each 1 m of the soil column. In this context a release of 12 ML would only be sufficient to fully saturate 1.5 m of the soil column. Therefore, vertical infiltration rates would approach those provided by GreenAmpt and considering both saturated and unsaturated flows a release of 12 ML in the bunded area would only travel a maximum of 2.5 m in ~ 7.8 years.



**Figure 5-1 Results of the Green – Ampt Analytical Model. (Top Graph) represents first 5 m of Stata. (Bottom Graph) represents the top 100m of geological profile.**



## 6 Discussion

The results of this assessment presents a very conservative estimate of the potential impacts to surface environmental receptors and groundwater. Its conservatism is inherent in the assumption that some of the scenarios considered that no risk mitigation measures were adopted and that the tank failures were catastrophic. In the context of the proposed development activities Santos will be constructing a 2 ha well pad with 1 m high berm walls surrounding the tanks. This will preclude releases from entering the environment.

However, in the context of smaller scale releases outside of the bermed area assessment indicates that spills of 1,000 and 100,000 L, would only migrate a radial distance is 20 and 124m respectively, with the maximum area of impact being 4.8 ha. This also assumes flow over relatively impermeable siltstone.

In the context of containing releases to the bermed area, the only mode of potential impact is infiltration to groundwater. Infiltration modelling using both GreenAmpt and Darcy's equate (to assess unsaturated and saturated soils) has been conducted based on highly conservative assumptions (for example assuming the head of water in the bunded area is constant) and determined that it would take 158 years through Siltstone (~50m in thickness). However, the modelling does not consider the capacity of the formation to retain water and based on an effective porosity of 0.4 approximately 8 ML of water will be required to saturate each 1 m of the soil profile. In this context and based on the finite volume of water in the compound it is not anticipated that a single release would infiltrate to groundwater.

The sumps within the tank pad area, provide the possibility of adding a driving head of water which would increase the infiltration rate. Under the worst-case scenario, that is if these sumps maintained a water level of 3m (the maximum depth of the sump), it would take 130 days to move through the first 1 metre of siltstone and approximately 22 years to reach the water table. This is considered highly unrealistic as this would assume a 3m head is maintained for 22 years. Considering a transition from Darcian based flow (with head) to unsaturated infiltration (Green Ampt), it is considered that the maximum vertical penetrate of fluids would be less than 2.5 m.



## 7 Limitations

EHS Support Pty Ltd (EHS) has prepared this report in accordance with the usual care and thoroughness of the consulting profession for the use of Santos Ltd and only those third parties who have been authorised in writing by EHS to rely on the report. It is based on generally accepted practices and standards at the time it was prepared. No other warranty, expressed or implied, is made as to the professional advice included in this report. It is prepared in accordance with the scope of work and for the purpose outlined in the Proposal dated April 2019.

The methodology adopted and sources of information used by EHS are outlined in this report. EHS has made no independent verification of this information beyond the agreed scope of works and EHS assumes no responsibility for any inaccuracies or omissions. No indications were found during our investigations that information contained in this report as provided to EHS was false.

This report was prepared between April and June 2019 and is based on the information reviewed at the time of preparation. EHS disclaims responsibility for any changes that may have occurred after this time.

This report should be read in full. No responsibility is accepted for use of any part of this report in any other context or for any other purpose or by third parties. This report does not purport to give legal advice. Legal advice can only be given by qualified legal practitioners.

This report contains information obtained by inspection, sampling, testing or other means of investigation. This information is directly relevant only to the points in the ground where they were obtained at the time of the assessment. The borehole logs indicate the inferred ground conditions only at the specific locations tested. The precision with which conditions are indicated depends largely on the frequency and method of sampling, and the uniformity of conditions as constrained by the project budget limitations. The behaviour of groundwater and some aspects of contaminants in soil and groundwater are complex. Our conclusions are based upon the analytical data presented in this report and our experience. Future advances in regard to the understanding of chemicals and their behaviour, and changes in regulations affecting their management, could impact on our conclusions and recommendations regarding their potential presence on this site.

Where conditions encountered at the site are subsequently found to differ significantly from those anticipated in this report, EHS must be notified of any such findings and be provided with an opportunity to review the recommendations of this report.

Whilst to the best of our knowledge information contained in this report is accurate at the date of issue, subsurface conditions, including groundwater levels can change in a limited time. Therefore, this document and the information contained herein should only be regarded as valid at the time of the investigation unless otherwise explicitly stated in this report.



## 8 References

- Bencala, (1985). Performance of Sodium as a Transport Tracer Experimental and Simulation Analysis. In May (1985) pg 83-89. Selected Papers in the Hydrologic Sciences 1985. United States Geological Survey Water-Supply Paper 2270.
- Bergman, (2009). Exploration Licence Numbers 25956, 25957 and 25958. BEETALOO PROJECT. Combined Final Report for the Period Ending 4 November 2009. Report for Beetaloo Uranium.
- Close DI, Baruch ET, Altmann CM, Cote AJ, Mohinudeen FM, Richards B and Stonier S, (2016). Unconventional gas potential in Proterozoic source rocks: Exploring the Beetaloo Sub-basin: in Annual Geoscience Exploration Seminar (AGES) Proceedings, Alice Springs, Northern Territory 15–16 March. Northern Territory Geological Survey, Darwin, 91–94.
- Dingman, S. L., (2002). "Physical Hydrology. Volume 1". Prentice Hall Publishing.
- Fulton S, and Knapton A., (2015). Beetaloo Basin Hydrogeological Assessment
- Grimaz, S., S. Allen, J. Steward, and G. Dolcetti. (2007). "Predictive evaluation of the extent of the surface spreading for the case of accidental spillage of oil on ground". Selected Paper IcheaP8, AIDIC Conference series, Vol. 8, pp. 151-160.
- Kruse P. D, Dunster J. N and Munson T. J, (2013). Chapter 28: Georgina Basin: in Ahmad M and Munson TJ (compilers). 'Geology and mineral resources of the Northern Territory'. Northern Territory Geological Survey, Special Publication 5.
- Knapton, (2006). Regional Groundwater Modelling of the Cambrian Limestone Aquifer System of the Wiso Basin, Georgina Basin and Daly Basin. Technical Report No. 29/2006A Department of Natural Resources, Environment & The Arts, Alice Springs
- Silverman M., Landon S., Leaver J., Mather T. and Berg E., (2008), No fuel like an old fuel: Proterozoic oil and gas potential in the Beetaloo Basin, Northern Territory, Australia: Proterozoic oil and gas potential in the Beetaloo Basin, Northern Territory.
- Silverman MR, Landon SM, Leaver JS, Mather TJ and Berg E., (2007). No fuel like an old fuel: Proterozoic oil and gas potential in the Beetaloo Basin, Northern Territory, Australia: in Munson TJ and Ambrose GJ (editors) 'Proceedings of the Central Australian Basins Symposium (CABS), Alice Springs, Northern Territory, 16–18 August, 2005'. Northern Territory Geological Survey, Special Publication 2, 205–215. Munson (2014).
- Yin Foo D. and Matthews, I., (2000). Hydrogeology of the Sturt Plateau. Department of Infrastructure and Planning and Environment. Northern Territory Government. Report 17/2000D.



## Attachment C Risk Dossiers





## ETHYL HEXANOL [2-ETHYLHEXANOL]

This dossier on ethyl hexanol (designated in this dossier as 2-ethylhexanol) does not represent an exhaustive or critical review of all available data. Rather, it presents the most critical studies pertinent to the risk assessment of ethyl hexanol in its use in drilling muds and hydraulic fracturing fluids. The majority of information presented in this dossier was obtained from the ECHA database that provides information on chemicals that have been registered under the EU REACH (ECHA). Where possible, study quality was evaluated using the Klimisch scoring system (Klimisch *et al.*, 1997).

### I. SUBSTANCE IDENTIFICATION

Chemical Name (IUPAC): 2-Ethylhexan-1-ol

CAS RN: 104-76-7

Molecular formula: C<sub>8</sub>H<sub>18</sub>O

Molecular weight: 130.23

Synonyms: 2-Ethylhexanol, 2-ethylhexan-1-ol, 2-ethyl-*n*-hexyl alcohol

SMILES: CCCCC(CC)CO

### II. PHYSICO-CHEMICAL PROPERTIES

**Table 1: Overview of the Physico-chemical Properties of 2-Ethylhexanol**

Property	Value	Klimisch score	Reference
Physical state at 20°C and 101.3 kPa	Clear and colourless liquid	2	ECHA
Melting Point	-89°C	2	ECHA
Boiling Point	184°C; 186°C	2	ECHA
Density	0.833 g/cm <sup>3</sup> @ 20°C	2	ECHA
Vapor Pressure	93 Pa @ 20°C 120 Pa @ 25°C	1	ECHA
Partition Coefficient (log K <sub>ow</sub> )	2.9	2	ECHA



Property	Value	Klimisch score	Reference
Water Solubility	0.9 g/L	2	ECHA
Flash Point	77°C; 75°C @ 1013 hPa	2	ECHA
Auto flammability	280°C	1	ECHA
Viscosity	9.7 mPa s @ 20°C 4.3 mPa s @ 40°C	2	ECHA

### III. ENVIRONMENTAL FATE PROPERTIES

#### A. Summary

2-Ethylhexanol is readily biodegradable. It is not expected to bioaccumulate. 2-Ethylhexanol has a low tendency to bind to soil or sediment.

#### B. Biodegradation

2-Ethylhexanol was considered readily biodegradable in an OECD TG 301C test. After two weeks, degradation was 79 to 99.9% measured by O<sub>2</sub> consumption, 100% degradation measured by TOC removal, and 100% degradation as determined by test material analysis (ECHA) [KI score = 1]. 2-Ethylhexanol was inherently biodegradable in a Zahn-Wellens test (OECD TG 302B), with >95% degradation within five days (ECHA) [KI. score = 2].

#### C. Environmental Distribution

##### Adsorption/desorption

No experimental data are available for 2-ethylhexanol. Using KOCWIN in EPISUITE™ (EPA, 2017), the estimated K<sub>oc</sub> value from log K<sub>ow</sub> is 105.6 L/kg. The estimated K<sub>oc</sub> value from the molecular connectivity index (MCI) is 35.28 L/kg.

#### D. Bioaccumulation

No bioconcentration studies have been conducted on 2-ethylhexanol. 2-Ethylhexanol is not expected to bioaccumulate based on the experimental log K<sub>ow</sub> of 2.9 (ECHA).



## IV. HUMAN HEALTH HAZARD ASSESSMENT

### A. Summary

2-Ethylhexanol has low acute toxicity by the oral route; virtually no acute toxicity by the dermal route; and has moderate acute toxicity by the inhalation route. It is a skin and eye irritant. No skin sensitisation studies on 2-ethylhexanol were located. Repeated exposure studies in rodents caused liver effects (*i.e.*, peroxisomal proliferation); these effects are not thought to occur in humans. 2-ethylhexanol is not genotoxic. Lifetime oral studies in rats and mice showed no carcinogenic effects. 2-Ethylhexanol is not expected to have an effect on reproduction based on findings in animals from similar compounds. No developmental toxicity was seen in animals exposed to 2-ethylhexanol by the oral, dermal, or inhalation routes.

### B. Acute Toxicity

The oral LD<sub>50</sub> values in rats are; 2,047 mg/kg (Smyth et al., 1969); 3,290 mg/kg (Schmidt et al., 1973); and 3,730 mg/kg (Scala and Burtis, 1973). [Kl. scores = 2]

The 4-hour LC<sub>50</sub> in rats is >0.89 mg/L as vapor; no deaths were reported (ECHA). [Kl. score 2]

The dermal LD<sub>50</sub> values in rats and rabbits are >3,000 and >2,600 mg/kg, respectively. There were no deaths in either study (ECHA). [Kl. score = 1 and 2, respectively]

### C. Irritation

Application of 0.5 ml 2-ethylhexanol to the skin of rabbits for 4 hours under semi-occlusive conditions was severely irritating (ECHA). [Kl. score = 1]

Instillation of 0.1 ml 2-ethylhexanol into the eyes of rabbits was irritating. The mean of the 24, 48, and 72 hours scores were: 1.44 for corneal opacity; 0.89 for iridial lesions; 2.56 for conjunctival redness; and 0.78 for chemosis. The effects were fully reversible within 21 days (ECHA). [Kl. score = 1]

### D. Sensitization

No studies are available.

### E. Repeated Dose Toxicity

#### Oral

Male F344 rats were given in their feed 0 or 2% 2-ethylhexanol for three weeks. The objective of this study was to investigate the liver effects of 2-ethylhexanol on hepatic peroxisome proliferation and peroxisome enzymes. There were no significant treatment-related effects on body weight, but liver weights relative to body weights, catalase activity, liver carnitine



acetyltransferase activity, and hepatic peroxisome proliferation (as determined by electron microscopy) were significantly increased. There was also a treatment-related decrease on serum levels of cholesterol and triglycerides. The LOAEL is 2% in the diet; a NOAEL was not established (Moody and Reddy, 1978). [Kl. score = 2]

Male and female F344 rats were dosed with 0, 25, 125, 250, or 500 mg/kg 2-ethylhexanol (in an aqueous suspension with an emulsifier) 5 days/week for 13 weeks. Body weights were decreased in the 500 mg/kg group (both sexes). Relative liver, kidney, and stomach weights were increased in the 250 and 500 mg/kg groups. Gross pathological examination showed forestomach lesions in the 500 mg/kg animals. Palmitoyl CoA oxidase activity was increased in the livers of the 500 mg/kg animals (both sexes). The NOAEL for systemic toxicity is 125 mg/kg-day (Astill *et al.*, 1996a). [Kl score = 1]

Male and female B6C3F<sub>1</sub> mice were dosed with 0, 25, 125, 250, or 500 mg/kg 2-ethylhexanol (in an aqueous suspension with an emulsifier) 5 days/week for 13 weeks. Treatment-related effects included stomach weights ( $\geq 250$  mg/kg) and liver weights (125 and 250 mg/kg). Treatment-related histopathological changes were limited to acanthosis of the forestomach mucosa in the 500 mg/kg animals (both sexes). No increases in palmitoyl CoA oxidase activity were seen in the livers of male and female mice at any dose level. The NOAEL for systemic toxicity is 500 mg/kg-day (Astill *et al.*, 1996). [Kl. score = 1]

Male and female F344 rats were dosed by oral gavage with 0, 50, 150, or 500 mg/kg 2-ethylhexanol (in 0.0005% Cremophor EL, a polyoxyl-35 castor oil) 5 days/week for two years. A water control was also included in the study. There were no differences of biological importance between the vehicle control and a water control group that was included in the study. Reduced body weight gain occurred in the 150 and 500 mg/kg groups with an increased incidence of lethargy and unkemptness. There were dose-related increases in relative liver, stomach, brain, kidney, and testis weights at study termination. Mortality was significantly increased among the 500 mg/kg females, and there was marked aspiration-induced bronchopneumonia in the high-dose animals. Gross and histopathological non-neoplastic changes were similar between treated and control groups. The NOAEL is 50 mg/kg-day (Astrill *et al.*, 1996b). [Kl. score = 1]

Male and female B6C3F<sub>1</sub> mice were dosed by oral gavage with 0, 50, 200, or 750 mg/kg 2-ethylhexanol (in 0.0005% Cremophor EL, a polyoxyl-35 castor oil) 5 days/week for two years. A water control was also included in the study. There were no differences of biological importance between the vehicle control and a water control group that was also included in the study. All treatment-related effects occurred only in the 750 mg/kg animals (both sexes). Mortality was increased and body weight gain was reduced, and there was a slight increase in nonneoplastic focal hyperplasia in the forestomach. Relative liver and stomach weights occurred in the 750 mg/kg animals (both sexes). The NOAEL is 200 mg/kg-day (Astill *et al.*, 1996b). [Kl. score = 1]

### Inhalation

Male and female Wistar rats were exposed by inhalation to 0, 15, 40, or 120 ppm 2-ethylhexanol 6 hours/day, 5 days/week for 13 weeks. No adverse effects including cyanide-insensitive



palmitoyl CoA oxidation (a parameter for hepatic peroxisome proliferation) were observed. The NOAEC for this study is 120 ppm (ECHA). [Kl. score = 1]

#### Dermal

No adequately or reliable studies are available.

### **F. Genotoxicity**

#### *In Vitro* Studies

The results of the *in vitro* genotoxicity studies on 2-ethylhexanol are presented below in Table 2.

**Table 2: *In Vitro* Genotoxicity Studies on 2-Ethylhexanol**

Test System	Results*		Klimisch Score	Reference
	-S9	+S9		
Bacterial reverse mutation ( <i>S. typhimurium</i> and <i>E. coli</i> strains)	-	-	1	ECHA
Mammalian cell gene mutation (CHO cells/HGPRT)	-	-	1	ECHA
Mammalian cell gene mutation (L5178Y mouse lymphoma cells)	-	-	1	ECHA
Chromosomal aberration (CHO cells)	-	-	2	ECHA
Sister chromatid exchange (CHO cells)	-	-	2	ECHA

\*+, positive; -, negative

#### *In Vivo* Studies

Male and female B6C3F<sub>1</sub> mice were given 456 mg/kg 2-ethylhexanol either as single intraperitoneal injection or two intraperitoneal injections on two consecutive days. There were no increases in micronuclei in the bone marrow polychromatic erythrocytes under either dosing regimen (ECHA). [Kl. score = 2]



## G. Carcinogenicity

### Oral

Male and female F344 rats were dosed by oral gavage with 0, 50, 150, or 500 mg/kg 2-ethylhexanol (in 0.0005% Cremophor EL, a polyoxyl-35 castor oil) 5 days/week for two years. A water control was also included in the study. There was no evidence of treatment-related neoplastic lesions in any of the exposed groups (Astill *et al.*, 1996b). [Kl. score = 1]

Male and female F344 rats were dosed by oral gavage with 0, 50, 200, or 750 mg/kg 2-ethylhexanol (in 0.0005% Cremophor EL, a polyoxyl-35 castor oil) 5 days/week for two years. A water control was also included in the study. There was a 12% incidence of hepatic basophilic foci and an 18% incidence of liver carcinomas in the 750 mg/kg male mice, which was not statistically significant compared with either control by Fisher's exact test. There was a 12% incidence of hepatic basophilic foci and a 10% incidence of liver carcinomas in the 750 mg/kg female mice, which was statistically significant compared with the vehicle but not with the water controls by Fisher's exact test. There was a weak adverse trend in hepatocellular carcinoma incidence in the 750 mg/kg dose group, which may have been associated with toxicity. The time-adjusted incidence of hepatocellular carcinomas in male mice (18.8%) was within the historical control range at the testing facility (0–22%), but it lay outside the normal range of 0–2% for the female mice (13.1%) (Astill *et al.*, 1996b). [Kl. score = 1]

### Inhalation

No studies are available.

## H. Reproductive Toxicity

There are no reproductive toxicity studies on 2-ethylhexanol. A two-generation reproductive toxicity study has been conducted on di (2-ethylhexyl) terephthalate at dietary doses of 0, 3,000, 6,000, or 10,000 ppm. Di (2-ethylhexyl) terephthalate is expected to be hydrolyzed in the body by carboxylesterases to 2-ethylhexanol and terephthalic acid. There were no adverse effects on reproductive parameters that included estrous cyclicity, gonadal functions, spermatogenic endpoints (motility, morphology, counts), mating behavior and performance, conception, gestation and parturition, and fertility in general. There were no adverse effects noted in the reproductive organs. Reduced postnatal pup weights were observed for both sexes in both generations in the 6,000 and 10,000 ppm dose groups. The NOAELs for reproductive and developmental toxicity are 10,000 ppm (the highest dose tested) and 3,000 ppm, respectively (Faber *et al.*, 2007; ECHA). [Kl. score = 2]



## **I. Developmental Toxicity**

### Oral

Pregnant female CD-1 mice were given in their diet by microencapsulation 0, 0.009, 0.03, or 0.09% 2-ethylhexanol on gestational days 0 to 17. The calculated consumption of 2-ethylhexanol based on food consumption was 0, 17, 59, and 191 mg/kg-day, respectively. No maternal or developmental toxicity was observed. The NOAEL for maternal and developmental toxicity is 191 mg/kg-day (ECHA). [Kl. score = 1]

### Inhalation

Pregnant female SD rats were exposed by inhalation to 0 or 850 mg/m<sup>3</sup> (approximately 190 ppm) 2-ethylhexanol 7 hours/day during gestational days 1 to 19. The inhalation exposure was considered to be the highest attainable vapor concentration. The only effect seen in the dams was a slight reduction in feed consumption. No developmental toxicity was observed. The NOAEC for maternal and developmental toxicity is 850 mg/m<sup>3</sup> (Nelson *et al.*, 1989; ECHA).

### Dermal

Pregnant female F344 rats were given dermal applications of 0, 252, 840, or 2,520 mg/kg 2-ethylhexanol 6 hours/day during gestational days 6 to 15. The only effects seen in the dams were reduced body weight gain in the high-dose group and local skin irritation in the mid- and high-dose groups. No developmental toxicity was observed. The NOAELs for maternal (systemic) and developmental toxicity were 840 and 2,520 mg/kg-day, respectively (Tyl *et al.*, 1992).

## **V. DERIVATION OF TOXICOLOGICAL REFERENCE AND DRINKING WATER GUIDANCE VALUES**

The toxicological reference values developed for 2-ethylhexanol follow the methodology discussed in enHealth (2012). The approach used to develop drinking water guidance values is described in the Australian Drinking Water Guidelines (ADWG, 2011).

### **A. Non-Cancer**

#### Oral

Two-year chronic studies have been conducted in rats and mice given oral gavage doses of 2-ethylhexanol. The lowest NOAEL from these studies is 50 mg/kg-day, based on reduced body weight and clinical signs in rats dosed with 150 and 500 mg/kg-day 2-ethylhexanol. The NOAEL of 50 mg/kg-day will be used for determining the oral Reference dose (RfD) and the drinking water guidance value.



#### *Oral Reference Dose (oral RfD)*

$$\text{Oral RfD} = \text{NOAEL} / (\text{UF}_A \times \text{UF}_H \times \text{UF}_L \times \text{UF}_{\text{Sub}} \times \text{UF}_D)$$

Where:

$\text{UF}_A$  (interspecies variability) = 10

$\text{UF}_H$  (intraspecies variability) = 10

$\text{UF}_L$  (LOAEL to NOAEL) = 1

$\text{UF}_{\text{Sub}}$  (subchronic to chronic) = 1

$\text{UF}_D$  (database uncertainty) = 1

$$\text{Oral RfD} = 50 / (10 \times 10 \times 1 \times 1 \times 1) = 50 / 100 = \underline{0.5 \text{ mg/kg-day}}$$

#### *Drinking water guidance value*

Drinking water guidance value = (animal dose) x (human weight) x (proportion of intake from water) / (volume of water consumed) x (safety factor)

Using the oral RfD,

Drinking water guidance value = (oral RfD) x (human weight) x (proportion of water consumed) / (volume of water consumed)

where:

Human weight = 70 kg (ADWG, 2011)

Proportion of water consumed = 10% (ADWG, 2011)

Volume of water consumed = 2L (ADWG, 2011)

$$\text{Drinking water guidance value} = (0.5 \times 70 \times 0.1) / 2 = \underline{2 \text{ mg/L}}$$

#### **B. Cancer**

2-Ethylhexanol was not carcinogenic to rats or mice in chronic oral studies. Therefore, a cancer reference value was not derived.

#### **VI. HUMAN HEALTH HAZARD ASSESSMENT OF PHYSICO-CHEMICAL PROPERTIES**

2-Ethylhexanol does not exhibit the following physico-chemical properties:

- Explosivity
- Flammability
- Oxidizing potential





## VII. ENVIRONMENTAL HAZARD ASSESSMENT

### A. Summary

2-Ethylhexanol is of moderate toxicity concern to aquatic organisms.

### B. Aquatic Toxicity

#### Acute Studies

Table 3 lists the results of acute aquatic toxicity studies conducted on 2-ethylhexanol.

**Table 3: Acute Aquatic Toxicity Studies on 2-Ethylhexanol**

Test Species	Endpoint	Results (mg/L)	Klimisch score	Reference
Fathead minnow	96-h LC <sub>50</sub>	28.2	1	ECHA
Golden Orfe	96-h LC <sub>50</sub>	17.1	1	ECHA
<i>Daphnia magna</i>	48-h EC <sub>50</sub>	39	2	ECHA
<i>Scenedesmus subspicatus</i>	72-h EC <sub>50</sub>  EC <sub>10</sub>	11.5 (biomass) 16.6 (growth rate) 3.2 (biomass) 5.3 (growth rate)	2	ECHA

#### Chronic Studies

The 72-hour EC<sub>10</sub> from an algal study using *Scenedesmus subspicatus* was 3.2 and 5.3 mg/L, based on biomass and growth rate, respectively (ECHA). [Kl. score = 2]

### C. Terrestrial Toxicity

No studies are available.

### D. Calculation of PNEC

The PNEC calculations for 2-ethylhexanol follow the methodology discussed in DEWHA (2009).



### PNEC water

Experimental results are available for three trophic levels. Acute E(L)C<sub>50</sub> values are available for fish (17.1 mg/L), invertebrates (39 mg/L), and plants (11.5 mg/L). On the basis that the data consists of short-term studies from three trophic levels, an assessment factor of 1,000 has been applied to the lowest reported E(L)C<sub>50</sub> value of 11.5 mg/L for algae. The PNEC<sub>aquatic</sub> is 0.012 mg/L.

### PNEC sediment

There are no toxicity data for sediment-dwelling organisms. Therefore, the PNEC<sub>sed</sub> was calculated using the equilibrium partitioning method. The PNEC<sub>sed</sub> is 0.027 mg/kg sediment wet weight.

The calculations are as follows:

$$\begin{aligned} \text{PNEC}_{\text{sed}} &= (K_{\text{sed-water}}/\text{BD}_{\text{sed}}) \times 1000 \times \text{PNEC}_{\text{water}} \\ &= (2.83/1280) \times 1000 \times 0.012 \\ &= 0.019 \end{aligned}$$

Where:

$K_{\text{sed-water}}$  = suspended matter-water partition coefficient (m<sup>3</sup>/m<sup>3</sup>)

$\text{BD}_{\text{sed}}$  = bulk density of sediment (kg/m<sup>3</sup>) = 1,280 [default]

$$\begin{aligned} K_{\text{sed-water}} &= 0.8 + [0.2 \times K_{\text{p}_{\text{sed}}}/1000 \times \text{BD}_{\text{solid}}] \\ &= 0.8 + [0.2 \times 4.22/1000 \times 2400] \\ &= 2.83 \end{aligned}$$

Where:

$K_{\text{p}_{\text{sed}}}$  = solid-water partition coefficient (L/kg).

$\text{BD}_{\text{solid}}$  = bulk density of the solid phase (kg/m<sup>3</sup>) = 2,400 [default]

$$\begin{aligned} K_{\text{p}_{\text{sed}}} &= K_{\text{oc}} \times f_{\text{oc}} \\ &= 105.6 \times 0.04 \\ &= 4.22 \end{aligned}$$

Where:

$K_{\text{oc}}$  = organic carbon normalized distribution coefficient (L/kg). The  $K_{\text{oc}}$  for 2-ethylhexanol calculated from EPISUITE™ using log  $K_{\text{ow}}$  is 105.6 L/kg.

$f_{\text{oc}}$  = fraction of organic carbon in sediment = 0.04 [default].



### PNEC soil

There are no toxicity data for terrestrial or soil organisms. Therefore, the PNEC<sub>soil</sub> was calculated using the equilibrium partitioning method. The PNEC<sub>soil</sub> is 0.017 mg/kg soil dry weight.

The calculations are as follows:

$$\begin{aligned} \text{PNEC}_{\text{soil}} &= (\text{Kp}_{\text{soil}}/\text{BD}_{\text{soil}}) \times 1000 \times \text{PNEC}_{\text{water}} \\ &= (2.11/1500) \times 1000 \times 0.012 \\ &= 0.017 \end{aligned}$$

Where:

Kp<sub>soil</sub> = soil-water partition coefficient (m<sup>3</sup>/m<sup>3</sup>)

BD<sub>soil</sub> = bulk density of soil (kg/m<sup>3</sup>) = 1,500 [default]

$$\begin{aligned} \text{Kp}_{\text{soil}} &= \text{K}_{\text{oc}} \times f_{\text{oc}} \\ &= 105.6 \times 0.02 \\ &= 2.11 \end{aligned}$$

Where:

K<sub>oc</sub> = organic carbon normalised distribution coefficient (L/kg). The K<sub>oc</sub> for 2-ethylhexanol calculated from EPISUITE™ using log K<sub>ow</sub> is 105.6 L/kg .

f<sub>oc</sub> = fraction of organic carbon in soil = 0.02 [default].

### **VIII. PBT Assessment**

The methodology for the Persistent, Bioaccumulative and Toxic (PBT) substances assessment is based on the Australian and EU Reach Criteria methodology (DEWHA, 2009; ECHA, 2008).

2-Ethylhexanol is readily biodegradable; thus it does not meet the screening criteria for persistence.

Based on a measured log K<sub>ow</sub> of 2.9, 2-ethylhexanol does not meet the screening criteria for bioaccumulation.

The 72-hour EC<sub>10</sub> from an algal study on 2-ethylhexanol is >0.1 mg/L. The acute E(L)C<sub>50</sub> for 2-ethylhexanol in fish, invertebrates and algae are >1 mg/L. Thus, 2-ethylhexanol does not meet the screening criteria for toxicity.

The overall conclusion is that 2-ethylhexanol is not a PBT substance.



## **IX. CLASSIFICATION AND LABELING**

### **A. Classification**

Flammable Liquid Category 4  
Acute Toxicity Category 4 [inhalation]  
Skin Irritant Category 2  
Eye Irritant Category 2  
STOT Single Exposure Category 3 [respiratory irritation]

[Aquatic Acute Category 3]

### **B. Labelling**

Warning

### **C. Pictogram**



## **X. SAFETY AND HANDLING**

### **A. FIRST AID**

#### Eye Contact

Immediately flush open eyes with plenty of water for at least 15 minutes. Remove contacts, if present and easy to do. Get medical attention immediately, preferably a physician for an ophthalmologic examination.

#### Skin Contact

For minor skin contact, avoid spreading material on unaffected skin. Remove and isolate contaminated clothing. Wash the contaminated area of body with soap and fresh water. Get medical attention. Launder contaminated clothing before reuse.

#### Inhalation

Move person to fresh air. Administer oxygen if breathing is difficult. Do not use mouth-to-mouth method if victim inhaled the substance; give artificial respiration with the air of a pocket mask equipped with a one-way valve or other proper respiratory medical device. Give artificial respiration if victim is not breathing. Get medical attention immediately.



#### Ingestion

Do not induce vomiting. Get medical attention immediately.

#### Notes to Physician

All treatments should be based on observed signs and symptoms of distress in the patient.

### **B. FIRE FIGHTING INFORMATION**

#### Extinguishing Media

Use water spray or fog, foam, dry chemical or carbon dioxide.

#### Specific Exposure Hazards

Emits toxic fumes under fire conditions. Depending on conditions, decomposition products may include the following: carbon dioxide, carbon monoxide.

#### Special Protective Equipment for Firefighters

Wear self-contained breathing apparatus and chemical-protective clothing.

### **C. ACCIDENTAL RELEASE MEASURES**

#### Personal Precautions

Isolate area. Keep unnecessary and unprotected personnel from entering the area. Use personal protective clothing. Ensure adequate ventilation. Wear respiratory protection if ventilation is inadequate. Do not breathe mist, vapors, or spray. Avoid contact with skin, eye, and clothing. Eliminate all sources of ignition.

#### Environmental Precautions

Prevent from entering sewers, waterways, or low areas.

#### Steps to be Taken if Material is Released or Spilled

Eliminate all sources of ignition. Pick up with suitable absorbent material and transfer to a container for chemical waste. For large amounts: dike spillage and pump off product into container for chemical waste. Dispose of contaminated material as prescribed.

### **D. STORAGE AND HANDLING**

#### General Handling

Keep away from heat, sparks, and flame. Avoid contact with eyes, skin, and clothing. Avoid breathing vapor. Wash thoroughly after handling. Keep container closed. Use with adequate ventilation.

#### Storage

Keep container tightly closed. Store away from heat and light.



## **E. EXPOSURE CONTROLS / PERSONAL PROTECTION**

### Occupational Exposure Standards

Workplace Australia has not established an occupational exposure standard for 2-ethylhexanol.

### Engineering Controls

Good general ventilation should be used. Ventilation rates should be matched to conditions. If applicable, use process enclosures, local exhaust ventilation, or other engineering controls to maintain airborne levels below recommended exposure limits. If exposure limits have not been established, maintain airborne levels to an acceptable level.

### Personal Protection Equipment

#### *Respiratory Protection:*

If workers are exposed to concentrations above the exposure limit, they must use appropriate, certified respirators. If there are no applicable exposure limit requirements or guidelines, use an approved respirator. Selection of air-purifying or positive pressure supplied-air will depend on the specific operation and the potential airborne concentration of the product. For emergency conditions, use an approved positive-pressure self-contained breathing apparatus. The following should be effective types of air-purifying respirators: organic vapor cartridge with a particulate pre-filter.

#### *Hand Protection:*

Use gloves chemically resistant to this material. Consult the SDS for appropriate glove barrier materials.

#### *Skin Protection:*

Use protective clothing chemically resistant to the this material. Selection of specific items such as face shield, boots, apron, or full body suit will depend on the task.

#### *Eye protection:*

Use chemical goggles.

#### *Other Precautions:*

Wash hands, forearms, and face thoroughly after handling chemical products, before eating, smoking, and using the lavatory and at the end of the working period. Appropriate techniques should be used to remove potentially contaminated clothing. Wash contaminated clothing before reusing. Ensure that eyewash stations and safety showers are close to the workstation location.

## **F. TRANSPORT INFORMATION**

2-Ethylhexanol is not considered hazardous for purposes of transportation by road or rail. An Australian Dangerous Goods code is not required.



## **XI. DISPOSAL**

Disposal should be in accordance with all local, state, and federal regulations.

## **XII. REGULATORY INFORMATION**

Australian AICS Inventory: Listed.

## **XIII. REFERENCES**

ADWG (2011). National Water Quality Management Strategy. Australian Drinking Water Guidelines, Section 6, Australian Government, National Health and Medical Research Council, Natural Resource Management Ministerial Council.

Astill, B.D., Deckhardt, L., Gembardt, C., Gingell, R., Guest, D., Hodgson, J.R., Murphy, S.R., and Tyler, T.R. (1996a). Fundam. Appl. Toxicol. 29: 31-39.

Astill, B.D., Gingell, R., Guest, D., Hellwig, J., Hodgson, J.R., Kuettler, K., Mellert, W., Murphy, S.R., Sielken, Jr., R.L., and Tyler, T.R. (1996b). Oncogenicity testing of 2-ethylhexanol in Fischer 344 rats and B6C3F1 mice. Fundam. Appl. Toxicol. 31: 29-41.

Department of the Environment, Water, Heritage and the Arts [DEWHA] (2009). Environmental risk assessment guidance manual for industrial chemicals, Department of the Environment, Water, Heritage and the Arts, Commonwealth of Australia.

ECHA. ECHA REACH database: <http://echa.europa.eu/information-on-chemicals/registered-substances>

enHealth Human Risk Assessment [HHRA] (2012). Environmental Health Risk Assessment, Guidelines for Assessing Human Health Risks from Environmental Hazards. Office of Health Protection of the Australian Government Department of Health.

European Chemicals Agency [ECHA] (2008). Guidance on Information Requirements and Chemical Safety Assessment, Chapter R11: PBT Assessment, European Chemicals Agency, Helsinki, Finland.

Faber, W.D., Deyo, J.A., Stump, D.G., and Rubie, K. (2007). Two-generation reproduction study of di-2-ethylhexyl terephthalate in CrI:CD rats. Birth Defects Res. B Dev. Reprod. Toxicol. 80: 69-81.

Klimisch, H.J., Andreae, M., and Tillmann, U. (1997). A systematic approach for evaluating the quality of experimental and toxicological and ecotoxicological data. Regul. Toxicol. Pharmacol. 25:1-5.



- Moody, D.E., and Reddy, J.K. (1978). Hepatic peroxisome (microbody) proliferation in rats fed plasticizers and related compounds. *Toxicol. Appl. Pharmacol.* 45: 497-504.
- Nelson, B.K., Brightwell, W.S., Khan, A., Krieg, Jr., E.F., and Hoberman, A.M. (1989). Teratology evaluation of pentanol, hexanol, and 2-ethyl-1-hexanol. *J. Am. Coll. Toxicol.* 8: 405-410.
- Scala, R.A., and Burtis, E.G. (1973). Acute toxicity of a homologous series of branched-chain primary alcohols. *Am. Ind. Hyg. Assoc. J.* 34: 493-499.
- Schmidt, P., Gohlke, R., and Rothe, R. (1973). *Z. Ges. Hyg. Grenzgeb.* 19: 485-490.
- Smyth, Jr., H.F., Carpenter, C.P., Weil, C.S., Pozzani, U., Striegel, J.A., and Nycum, J.S. (1969). Range-finding toxicity data: List VII. *Am. Ind. Hyg. Assoc. J.* 30: 470-476.
- Tyl, R.W., Fisher, L.C., Kubna, M.F., Vrbancic, M.A., Gingell, R., Guest, D., Hodgson, J.R., Murphy, S.R., Tyler, T.R., and Astill, B.D. (1992). The developmental toxicity of 2-ethylhexanol applied dermally to pregnant Fischer 344 rats. *Fundam. Appl. Toxicol.* 19: 176-185.
- U.S. Environmental Protection Agency [EPA] (2017). EPISuite™ v. 4.11, United States Environmental Protection Agency, Office of Pollution Prevention and Toxics and Syracuse Research Corporation. Available at: <https://www.epa.gov/tsca-screening-tools/epi-suite-estimation-program-interface>.





## ACETALDEHYDE

This dossier on acetaldehyde does not represent an exhaustive or critical review of all available data. Rather, it presents the most critical studies pertinent to the risk assessment of acetoaldehyde in its use in drilling muds and hydraulic fracturing fluids. The information presented in this dossier was obtained from the ECHA database that provides information on chemicals that have been registered under the EU REACH (ECHA). Where possible, study quality was evaluated using the Klimisch scoring system (Klimisch *et al.*, 1997).

### I. SUBSTANCE IDENTIFICATION

Chemical Name (IUPAC): Ethanal

CAS RN: 75-07-0

Molecular formula: C<sub>2</sub>H<sub>4</sub>O

Molecular weight: 4.026

Synonyms: Acetic aldehyde, ethyl aldehyde,

SMILES: CC=O

### II. PHYSICO-CHEMICAL PROPERTIES

**Table 1: Overview of the Physico-chemical Properties of Acetaldehyde**

Property	Value	Klimisch score	Reference
Physical state at 20°C and 101.3 kPa	Colorless, pungent liquid	1	ECHA
Melting point	-123.5°C	2	ECHA
Boiling point	20.2°C	2	ECHA
Density	0.785 g/cm <sup>3</sup> @ 18°C	2	ECHA
Vapor pressure	120.2 kPa @ 25°C	2	ECHA
Partition coefficient (log K <sub>ow</sub> )	-0.13 (QSAR)	2	EPA, 2019
Water solubility	Miscible	2	ECHA



Property	Value	Klimisch score	Reference
Flash point	-40°C	2	ECHA
Auto flammability	175°C	2	ECHA
Flammability	4% Lower explosion limit, 60% upper explosion limit	2	ECHA

### III. ENVIRONMENTAL FATE PROPERTIES

#### A. Summary

Acetaldehyde is readily biodegradable and not expected to bioaccumulate. Regarding the adsorption coefficient of acetaldehyde, “it is not possible to calculate log of this capacity factor or log K<sub>oc</sub>.” (ECHA)

#### B. Biodegradation

Acetaldehyde is readily biodegradable. In an OECD 301 C (MITI-I) test, degradation was 80% (BOD demand) and 93% (TOC removal) after 14 days (ECHA) [Kl. score = 2].

#### C. Environmental Distribution

##### Adsorption/desorption

No experimental data are available for acetaldehyde. Using KOCWIN in EPISUITE™ (EPA, 2019), the estimated K<sub>oc</sub> value from log K<sub>ow</sub> is 3.219 L/kg. The estimated K<sub>oc</sub> value from the molecular connectivity index (MCI) is 1 L/kg.

#### D. Bioaccumulation

There are no bioaccumulation studies on acetaldehyde. Acetaldehyde is not expected to bioaccumulate based on a log K<sub>ow</sub> of -0.17 (EPA, 2019).

### IV. HUMAN HEALTH HAZARD ASSESSMENT

#### A. Summary

Acetaldehyde is moderately acutely toxic by the oral route and has low acute toxicity by inhalation and dermal routes. It is a skin, eye and respiratory tract irritant, but is not considered a sensitizer for skin. Based on the available data, the chemical is not considered to cause serious health effects from repeated oral or inhalation exposure; there are no data for dermal exposure. Acetaldehyde is considered genotoxic by



NICNAS. Several studies for gene mutation, chromosomal damage and sister chromatid exchanges induced by acetaldehyde were reported. Although acetaldehyde is genotoxic in vitro, inducing gene mutations, clastogenic effects, and sister-chromatid exchanges (SCEs) in mammalian cells in the absence of exogenous metabolic activation, negative results were reported in adequate tests on Salmonella. There is indirect evidence from in vitro and in vivo studies to suggest that acetaldehyde can induce protein-DNA and DNA-DNA cross-links. However, ECHA does not classify acetaldehyde as genotoxic. There is limited evidence for carcinogenicity, but it is considered carcinogenic. Increased incidences of tumours have been observed in inhalation studies on rats and hamsters exposed to acetaldehyde. In rats, there were dose-related increases in nasal adenocarcinomas and squamous cell carcinomas (significant at all doses). However, in hamsters, increases in nasal and laryngeal carcinomas were non-significant. All concentrations of acetaldehyde administered in the studies induced chronic tissue damage in the respiratory tract. Acetaldehyde is not considered to cause reproductive or developmental harm.

## **B. Acute Toxicity**

### Oral

Based on the available data, the chemical is considered to have moderate acute oral toxicity, warranting hazard classification (see Recommendation section). Median oral lethal dose (LD50) values in rats were between 660 and 1930 mg/kg bw. The oral LD50 value in mice was 1230 mg/kg bw (SCCS, 2012). According to this value Acetaldehyde is harmful if swallowed. Nevertheless, the observations from the more relevant inhalation route indicate that the systemic toxicity of acetaldehyde low and that effects other than systemic effects might have contributed to the lethality after oral exposure of rats. It is reasonable to follow the current EU legal classification that does not classify acetaldehyde as acute toxic after oral exposure.

### Dermal

The chemical was reported to have low acute toxicity via the dermal route (LD50 in rabbits of 3540 mg/kg bw) (SCCS, 2012). Additionally, the dermal route is of minor importance due to the high volatility of acetaldehyde at room temperature.

### Inhalation

The chemical was reported to have low acute toxicity via inhalation (median lethal concentration (LC50) in rats has been calculated as 24040 mg/m<sup>3</sup> (13300 ppm)) (REACH). A 4-hour inhalation toxicity study was conducted with exposure levels of 10436 ppm, 12673 ppm, 15683 ppm and 16801 ppm. The experimental study was similar to the method described in OECD Test Guideline (TG) 403. Clinical signs of toxicity reported included restlessness and labored respiration.

## **C. Irritation**

Based on the available data acetaldehyde is considered to be only slightly irritating to skin. The chemical was reported to cause slight skin irritation when tested in rabbits for



4 hours under occlusive conditions in a guideline (OECD TG 404) study (REACH). In a non-guideline study on rabbits, 500 mg of the chemical produced slight irritation of the skin. This is likely the result of the high volatility of acetaldehyde and as a consequence the short time of contact. Nevertheless, according to literature (RIFM 2003) that was evaluated by the Scientific Committee on Cosmetic Products and non-Food Products Intended for Consumers, concentrations greater than 1% in solution are likely to be irritating to the human skin.

The irritating potential to human eyes is reported from human exposure to acetaldehyde. Furthermore, an irritating potential for the respiratory tract can be derived from several oral animal studies and human experience.

#### **D. Sensitization**

Based on the available data, the chemical is not considered to cause skin sensitisation. The chemical was not found to induce dermal sensitisation when tested according to OECD TG 406 (REACH). Several skin sensitisation studies were also considered by the SCCS who concluded there is limited evidence of skin sensitisation following exposure to the chemical (SCCS, 2012).

#### **E. Repeated Dose Toxicity**

##### Oral

Based on the available data, the chemical is not considered to cause serious health effects from repeated oral exposure.

In a 4 week drinking water study in rats, the no observed adverse effect level (NOAEL) of 125 mg/kg bw/day was reported (SCCS, 2012). At the higher dose (675 mg/kg bw/day), relative kidney weights were slightly increased in males, while urine production was decreased. The effects and variations in serum biochemistry were considered to be attributed to reduced water intake. Effects on liver function or histology were not reported.

##### Dermal

No data are available.

##### Inhalation

Based on the available data, the chemical is not considered to cause serious health effects from repeated inhalation exposure.

In a 4 week repeat dose inhalation toxicity study in male Wistar rats, the no observed adverse effect concentration (NOAEC) for the chemical was reported to be 270 mg/m<sup>3</sup> (150 ppm) (REACH). At higher concentrations (900 mg/m<sup>3</sup> (500 ppm)), degeneration of the olfactory epithelium was reported.



## **F. Genotoxicity**

Based on the weight of evidence from the available in vitro and in vivo genotoxicity studies, the chemical is considered to be genotoxic, warranting hazard classification

### *In Vitro Studies*

The chemical did not exhibit mutagenic activity in *Salmonella typhimurium* with and without metabolic activation (REACH). The chemical was reported to induce chromosomal aberrations and micronuclei in SD rat primary skin fibroblasts (CERI, 2007). The chemical also induced sister chromatid exchanges in Chinese hamster ovary (CHO) cells, aneuploidy in embryonic diploid fibroblasts of Chinese hamster, and nondisjunction in *Aspergillus nidulans*. In human lymphocytes, dose-dependent gene mutation, sister chromatid exchange and chromosomal aberration were induced. The chemical induced DNA strand breaks and DNA cross-links in human lymphocytes, and DNA protein cross links in rat nasal mucosa cells. In addition, in a DNA binding study using calf thymus DNA, positive results were obtained. In a modified OECD TG 471 assay (a single test was performed with one plate per strain and concentration), the chemical induced chromosomal aberrations in human TK6 cells without metabolic activation at levels  $\geq 0.25$  mM and was cytotoxic at 1 mM.

### *In Vivo Studies*

The chemical induced sister chromatid exchanges in Chinese hamster and mouse bone marrow (CERI, 2007). Chromosomal aberrations were also reported in a study using rat embryo cells administered the chemical through the amnion. In studies using intraperitoneal administration, micronuclei were induced in rat bone marrow cells, rat peripheral lymphocytes and mouse bone marrow cells. Induced micronuclei or morphological abnormalities were not found in mouse spermatids.

Although effects were not seen in the single study examining germ cells, there is sufficient evidence to classify the chemical as possibly causing mutagenic effects.

## **G. Carcinogenicity**

The chemical is classified as hazardous, with the risk phrase 'Limited evidence of carcinogenic effect' (Carc. Cat. 3; R40) in HSIS (Safe Work Australia). The available data support this classification.

The chemical is classified by the International Agency for Research on Cancer (IARC) as Group 2B (possibly carcinogenic to humans) based on sufficient evidence of carcinogenicity in experimental animals (IARC, 1999). The chemical produced tumours of the respiratory tract in rats and hamsters following inhalation exposure at concentrations as low as 750 ppm, particularly adenocarcinomas and squamous cell carcinomas of the nasal mucosa in rats and laryngeal carcinomas in hamsters.



Tumour formation at the site of exposure suggests a threshold (non-genotoxic) mechanism of carcinogenicity. The US EPA Integrated Risk Information System (IRIS) Chemical Assessment Summary for acetaldehyde calculated a quantitative cancer risk of 1:10 000 at an air concentration of 50 µg/m<sup>3</sup> (equivalent to 28 ppb) (US EPA IRIS, 1988). In a subsequent report, IARC also classified the chemical as a Group 1 (Carcinogenic to Humans) when associated with the consumption of alcoholic beverages (IARC, 2012; REACH). However, it must be noted that this IARC Group 1 classification relates to a non-industrial use of the chemical.

#### **H. Reproductive and Developmental Toxicity**

Based on the available data, the chemical is not considered to cause reproductive and developmental toxicity. A NOAEL of greater than 400 mg/kg bw/day was reported for reproductive and developmental toxicity in rats (REACH).

In a reproductive and developmental toxicity screening test the chemical was administered orally to 22 rats at 400 mg/kg bw/day from day 6 through to day 15 of gestation. There were no maternal or developmental effects recorded at that dose level.

The chemical was also investigated in several studies for developmental effects following intraperitoneal injection of either a single dose of 0, 50, 75 or 100 mg/kg bw/day on gestation day 10, 11 or 12, or repeated doses of 0, 50, 75 or 100 mg/kg bw/day on gestation days 10 to 12 (CERI, 2007). Foetal resorptions, malformation (oedema, microcephaly, micrognathia, exencephaly and hydrocephaly), retarded development, and decreases in foetal body and placenta weight were observed in the groups given 50 mg/kg and above. However, exposure via the intraperitoneal route is not appropriate for the evaluation of a hazard or risk to humans from industrial use of the chemical. One CERI reported study did examine the developmental effects of the chemical after oral exposure to rats. Pregnant rats were administered a dose of 200 mg/kg/day (3 % water solution) on gestation days 6 to 18. An anomaly of the ribs and vertebrae was observed in the foetuses. In addition, delayed ossification and hypoplasia of the cranial bones and sternum were observed. However, a reliable NOAEL could not be derived from this study due to insufficient data.

#### **V. DERIVATION OF TOXICOLOGICAL REFERENCE AND DRINKING WATER GUIDANCE VALUES**

The toxicological reference values developed for acetaldehyde follow the methodology discussed in enHealth (2012). The approach used to develop drinking water guidance values is described in the Australian Drinking Water Guidelines (ADWG, 2011).



## A. Non-Cancer

### Oral

The lowest NOAEL from available studies is 675 mg/kg-day based on a lack of effects in rats from a 28-day drinking water study (Til et al., 1988) (KI = 2). Effects observed at this dose attributed to acetaldehyde (hyperkeratosis of the forestomach) likely resulted from direct contact irritation rather than the substance, and other effects (increased relative kidney weights in males, decreased urinary production, and variations in serum biochemistry) were attributable to reduced water intake. The NOAEL of 675 mg/kg-day will be used for determining the oral Reference dose (RfD) and the drinking water guidance value.

#### *Oral Reference Dose (oral RfD)*

$$\text{Oral RfD} = \text{NOAEL} / (\text{UF}_A \times \text{UF}_H \times \text{UF}_L \times \text{UF}_{\text{Sub}} \times \text{UF}_D)$$

Where:

$\text{UF}_A$  (interspecies variability) = 10

$\text{UF}_H$  (intraspecies variability) = 10

$\text{UF}_L$  (LOAEL to NOAEL) = 1

$\text{UF}_{\text{Sub}}$  (subchronic to chronic) = 10

$\text{UF}_D$  (database uncertainty) = 1

$$\text{Oral RfD} = 675 / (10 \times 10 \times 1 \times 10 \times 1) = 675 / 1000 = 0.7 \text{ mg/kg-day}$$

#### *Drinking water guidance value*

Drinking water guidance value = (animal dose) x (human weight) x (proportion of intake from water) / (volume of water consumed) x (safety factor)

Using the oral RfD,

Drinking water guidance value = (oral RfD) x (human weight) x (proportion of water consumed) / (volume of water consumed)

where:

Human weight = 70 kg (ADWG, 2011)

Proportion of water consumed = 10% (ADWG, 2011)

Volume of water consumed = 2L (ADWG, 2011)

$$\text{Drinking water guidance value} = (0.7 \times 70 \times 0.1) / 2 = 3 \text{ mg/L}$$



## B. Cancer

A cancer reference value was not developed for acetaldehyde because it is not considered carcinogenic via the oral exposure route. The chemical is classified by the International Agency for Research on Cancer (IARC) as Group 2B (possibly carcinogenic to humans) based on sufficient evidence of carcinogenicity in experimental animals (IARC, 1999). The chemical produced tumours of the respiratory tract in rats and hamsters following inhalation exposure at concentrations as low as 750 ppm, particularly adenocarcinomas and squamous cell carcinomas of the nasal mucosa in rats and laryngeal carcinomas in hamsters.

## VI. HUMAN HEALTH HAZARD ASSESSMENT OF PHYSICO-CHEMICAL PROPERTIES

Acetaldehyde is extremely flammable.

Acetaldehyde does not exhibit the following physico-chemical properties:

- Explosivity
- Oxidizing potential

## VII. ENVIRONMENTAL HAZARD ASSESSMENT

### A. Summary

### B. Aquatic Toxicity

#### Acute Studies

Table 2 lists the results of acute aquatic toxicity studies conducted on acetaldehyde.

**Table 2: Acute Aquatic Toxicity Studies on Acetaldehyde**

Test Species	Endpoint	Results (mg/L)	Klimisch score	Reference
<i>Pimephales promelas</i>	96-hr LC <sub>50</sub>	30.8	2	ECHA
<i>Daphnia magna</i>	48-hr EC <sub>50</sub>	48.3	2	ECHA
<i>Nitzscheria linearis</i>	120-d EC <sub>50</sub>	>237 and <249	2	ECHA

#### Chronic Studies

No studies are available.





### C. Terrestrial Toxicity

No studies are available.

### D. Calculation of PNEC

The PNEC calculations for acetaldehyde follow the methodology discussed in DEWHA (2009).

#### PNEC water

Experimental results are available for three trophic levels. Acute E(L)C<sub>50</sub> values are available for fish (30.8 mg/L), invertebrates (48.3 mg/L), and algae (>237 and <249 mg/L). On the basis that the data consists of short-term studies for three trophic levels, an assessment factor of 100 has been applied to the lowest reported E(L)C<sub>50</sub> value of 30.8 mg/L for fish. The PNEC<sub>water</sub> is 0.3 mg/L.

#### PNEC soil

There are no toxicity data for terrestrial or soil organisms. Therefore, the PNEC<sub>soil</sub> was calculated using the equilibrium partitioning method. The PNEC<sub>soil</sub> is 0.012 mg/kg soil dry weight.

The calculations are as follows:

$$\begin{aligned} \text{PNEC}_{\text{soil}} &= (\text{Kp}_{\text{soil}}/\text{BD}_{\text{soil}}) \times 1000 \times \text{PNEC}_{\text{water}} \\ &= (0.06/1500) \times 1000 \times 0.3 \\ &= 0.012 \end{aligned}$$

Where:

Kp<sub>soil</sub> = soil-water partition coefficient (m<sup>3</sup>/m<sup>3</sup>)

BD<sub>soil</sub> = bulk density of soil (kg/m<sup>3</sup>) = 1,500 [default]

$$\begin{aligned} \text{Kp}_{\text{soil}} &= \text{K}_{\text{oc}} \times \text{f}_{\text{oc}} \\ &= 3.219 \times 0.02 \\ &= 0.06 \end{aligned}$$

Where:

K<sub>oc</sub> = organic carbon normalised distribution coefficient (L/kg). The K<sub>oc</sub> for acetaldehyde based on the log K<sub>ow</sub> is 3.219 L/kg (EPA, 2019).

f<sub>oc</sub> = fraction of organic carbon in soil = 0.02 [default].



## VIII. PBT Assessment

The methodology for the Persistent, Bioaccumulative and Toxic (PBT) substances assessment is based on the Australian and EU Reach Criteria methodology (DEWHA, 2009; ECHA, 2008).

Acetaldehyde is readily biodegradable; thus, it does not meet the screening criteria for persistence.

Based on an estimated log  $K_{ow}$  of -0.17, acetaldehyde does not meet the screening criteria for bioaccumulation.

There are no chronic toxicity studies on acetaldehyde. The acute  $E(L)C_{50}$  values are >1 mg/L for fish, invertebrates, and algae. Thus, acetaldehyde does not meet the screening criteria for toxicity.

The overall conclusion is that acetaldehyde is not a PBT substance.

## IX. CLASSIFICATION AND LABELING

### A. Classification

Eye Damage/Irritation: Category 2A

Flammable Liquids: Category 1

Specific target organ toxicity - Single Exposure Category 3 (respiratory tract irritation)

### B. Labelling

Danger

### C. Pictogram





## **X. SAFETY AND HANDLING**

### **A. FIRST AID**

#### Eye Contact

Immediately flush eyes with plenty of water for at least 15 minutes, lifting upper and lower eyelids occasionally. Remove contact lenses if present and easy to do. Continue rinsing. Seek immediate medical assistance.

Skin Contact Wash affected area thoroughly with copious amounts of running water. Remove contaminated clothing and wash before reuse. Seek medical attention.

#### Inhalation

If inhaled, remove from contaminated area to fresh air immediately. Apply artificial respiration if not breathing. If breathing is difficult, give oxygen. Consult a physician.

#### Ingestion

Rinse mouth thoroughly with water immediately, repeat until all traces of product have been removed. DO NOT INDUCE VOMITING. Seek immediate medical advice

#### Notes to Physician

Treat symptomatically based on judgement of doctor and individual reactions of the patient. Persons with kidney disease, chronic respiratory disease, liver disease, or skin disease may be at increased risk from exposure to this substance.

#### Medical Conditions Aggravated by Exposure

Persons with kidney disease, chronic respiratory disease, liver disease, or skin disease may be at increased risk from exposure to this substance.

#### Emergency Personnel Protection

Avoid skin and eye contact with – and inhalation of – this chemical. Acetaldehyde must be kept away from heat/sparks/open flames/hot surfaces.

### **B. FIRE FIGHTING INFORMATION**

#### Extinguishing Media

Caution: Use of water spray when fighting fire may be inefficient.

Small fire: Use alcohol resistant foam, dry chemical, CO<sub>2</sub> or water spray.

Large fire: Use alcohol resistant foam, fog or water spray - Do not use water jets.

If safe to do so, move undamaged containers from fire area. Cool containers with flooding quantities of water until well after fire is out. Avoid getting water inside containers.



#### Specific Exposure Hazards

Hazards from combustion products may include: methane, other toxic, irritating chemicals, carbon monoxide, carbon dioxide, and peroxides (in air).

#### HIGHLY FLAMMABLE:

Low flashpoint - Will be easily ignited by heat, sparks or flame. Vapours will form explosive mixtures with air. Vapours may travel to source of ignition and flash back. Vapour is heavier than air and will collect in low or confined areas (drains, basements, tanks). Liquids is lighter than water. Containers may explode when heated. Fire will produce irritating, poisonous and/or corrosive gases. Vapours from runoff may create explosion hazard

#### Special Protective Equipment for Firefighters

Wear SCBA and fully-encapsulating, gas-tight suit when handling these substances. Structural firefighter's uniform is NOT effective for these materials.

### **C. ACCIDENTAL RELEASE MEASURES**

#### Personal Precautions

Evacuate unprotected persons. Avoid inhalation and avoid contact with skin, eyes and clothing.

#### Environmental Precautions

Prevent entry into waterways, drains or confined areas.

#### Steps to be Taken if Material is Released or Spilled

ELIMINATE all ignition sources (no smoking, flares, sparks or flame) within at least 50m - All equipment used when handling the product must be earthed. Do not touch or walk through spilled material. Stop leak if safe to do so. Vapour-suppressing foam may be used to control vapours - Water spray may be used to knock down or divert vapour clouds.

Absorb with earth, sand or other non-combustible material. Use clean, non-sparking tools to collect absorbed material and place it into loosely-covered metal or plastic containers for later disposal.

### **D. STORAGE AND HANDLING**

#### General Handling

Avoid ingestion and inhalation of dust, vapour, fumes, spray mist, or gas. Avoid contact with eyes, skin, or clothing. Avoid prolonged or repeated exposure. Handle under an inert atmosphere. Store protected from air. This product may be under pressure; cool before opening.



Use only with adequate ventilation. In case of insufficient ventilation, wear suitable respiratory equipment. Wear suitable protective clothing. Ground and bond containers when transferring material. Take precautionary measures against static discharges. Empty containers retain product residue, (liquid and/or vapour), and can be dangerous. Do not pressurize, cut, weld, braze, solder, drill, grind, or expose empty containers to heat, sparks or open flames.

#### Other Handling Precautions

If peroxide formation is suspected, do not open or move container. Open carefully. Avoid all contamination. Always open containers slowly to allow any excess pressure to vent. Keep container tightly closed when not in use.

**Corrosivity to Metals:** Dry, pure acetaldehyde is not corrosive to metals. In air, acetaldehyde can be oxidized to acetic acid, which is corrosive to some metals. Acetaldehyde vapour leaking into a building equipped only with flameproof electrical equipment ignited, possibly on contact with rusted steel, corroded aluminium or hot steam lines.

**Corrosivity to Non-Metals:** Acetaldehyde attacks some plastics.

#### Storage

Keep away from heat, and all sources of ignition (sparks and flame). Ground all equipment containing material.

Store in a segregated, approved location, in a cool, dry, dark, well-ventilated area away from incompatible materials. This product should be stored away from foodstuffs, strong oxidizing agents, strong acids, reducing agents, combustible materials, organic materials, metals, and alkalis.

Protect against physical damage, air and sunlight (UV light). Air sensitive. Do not expose to air. May develop pressure. Store in explosion-proof refrigerator. Keep from freezing. After opening, purge container with nitrogen before reclosing. Periodically test for peroxide formation on long-term storage. Addition of water or appropriate reducing materials will lessen peroxide formation. Store only if stabilized.

### **E. EXPOSURE CONTROLS / PERSONAL PROTECTION**

#### Occupational Exposure Standards

A time weighted average (TWA) has been established for acetaldehyde (Safe Work Australia) of 36 mg/m<sup>3</sup>, (20 ppm). The corresponding STEL level is 91 mg/m<sup>3</sup> (50 ppm).

#### Engineering Controls

Maintain the concentration values below the TWA. This may be achieved by process modification, use of local exhaust ventilation, capturing substances at the source, or other methods.



## Personal Protection Equipment

### *Respiratory Protection:*

Where ventilation is not adequate, respiratory protection may be required. When mists or vapours exceed the exposure standards then the use of the following is recommended: approved respirator with organic vapour and dust/mist filters. Filter capacity and respirator type depends on exposure levels.

### *Hand Protection:*

Protective gloves. Recommendation:

Excellent: Butyl rubber gloves Silver Shield gloves

Fair: NR latex and neoprene.

Poor: Vinyl gloves. PVC or nitrile rubber gloves.

### *Skin Protection:*

Long sleeved clothing

### *Eye protection:*

*The use of a face shield, chemical goggles or safety glasses with side shield protection as appropriate.*

### *Other Precautions:*

No data available.

## **F. TRANSPORT INFORMATION**

UN Number 1089

Transport hazard class 3

## **XI. DISPOSAL**

Disposal should be in accordance with all local, state, and federal regulations.

## **XII. REGULATORY INFORMATION**

AICS: Listed

## **XIII. REFERENCES**

ADWG (2011). National Water Quality Management Strategy. Australian Drinking Water Guidelines, Section 6, Australian Government, National Health and Medical Research Council, Natural Resource Management Ministerial Council.



- Department of the Environment, Water, Heritage and the Arts [DEWHA] (2009). Environmental risk assessment guidance manual for industrial chemicals, Department of the Environment, Water, Heritage and the Arts, Commonwealth of Australia.
- ECHA. ECHA REACH database: <http://echa.europa.eu/information-on-chemicals/registered-substances>
- enHealth Human Risk Assessment [HHRA] (2012). Environmental Health Risk Assessment, Guidelines for Assessing Human Health Risks from Environmental Hazards. Office of Health Protection of the Australian Government Department of Health.
- European Chemicals Agency [ECHA] (2008). Guidance on Information Requirements and Chemical Safety Assessment, Chapter R11: PBT Assessment, European Chemicals Agency, Helsinki, Finland.
- Klimisch, H.J., Andreae, M., and Tillmann, U. (1997). A systematic approach for evaluating the quality of experimental and toxicological and ecotoxicological data. Regul. Toxicol. Pharmacol. 25:1-5.
- U.S. Environmental Protection Agency [EPA] (2019). EPISuite™ v. 4.11, United States Environmental Protection Agency, Office of Pollution Prevention and Toxics and Syracuse Research Corporation. Available at: <https://www.epa.gov/tsca-screening-tools/epi-suite™-estimation-program-interface>.



## ACETIC ACID

This dossier on acetic acid does not represent an exhaustive or critical review of all available data. Rather, it presents the most critical studies pertinent to the risk assessment of acetic acid in its use in drilling muds and hydraulic fracturing fluids. The majority of information presented in this dossier was obtained from the ECHA database that provides information on chemicals that have been registered under the EU REACH (ECHA). Where possible, study quality was evaluated using the Klimisch scoring system (Klimisch *et al.*, 1997).

### I. SUBSTANCE IDENTIFICATION

Chemical Name (IUPAC): Acetic acid

CAS RN: 64-19-7

Molecular formula: C<sub>2</sub>H<sub>4</sub>O<sub>2</sub>

Molecular weight: 60.1

Synonyms: Acetic acid, ethanoic acid, ethylic acid, methane carboxylic acid, vinegar acid

SMILES: CC(=O)O

### II. PHYSICO-CHEMICAL PROPERTIES

**Table 1: Overview of the Physico-chemical Properties of Acetic Acid**

Property	Value	Klimisch score	Reference
Physical state at 20°C and 101.3 kPa	Colorless liquid with a pungent odor.	2	ECHA
Melting Point	16.64°C	2	ECHA
Boiling Point	117.9°C	2	ECHA
Density	1.04 g/cm <sup>3</sup>	2	ECHA
Vapor Pressure	20.79 hPa @ 25°C	2	ECHA
Partition Coefficient (log K <sub>ow</sub> )	-0.17	2	ECHA





Property	Value	Klimisch score	Reference
Water Solubility	602.9 g/L	2	ECHA
Flash Point	39°C @ 101.3 kPa	2	ECHA
Auto flammability	463°C	2	ECHA
Viscosity	1.056 mPa s @ 25°C	2	ECHA
Dissociation constant	4.756 @ 25°C	2	ECHA

Acetic acid readily dissociates in aqueous media to the acetate ( $\text{H}_3\text{C}_2\text{O}_2^-$ ) and hydrogen ( $\text{H}^+$ ) ions.

### III. ENVIRONMENTAL FATE PROPERTIES

#### A. Summary

The acetate ion of acetic acid is readily biodegradable, is not expected to bioaccumulate, and has a low potential to adsorb to soil.

#### B. Biodegradation

Acetic acid was readily biodegradable a non-acclimated freshwater study. Degradation was 96% after 20 days (Price et al., 1974; ECHA) [Kl. score = 2]. Acetic acid is also readily biodegradable under anaerobic conditions (Kameya et al., 1995) [Kl. score = 2].

#### C. Environmental Distribution

##### Adsorption/desorption

No experimental data are available for acetic acid. Using KOCWIN in EPISUITE™ (EPA, 2017), the estimated  $K_{oc}$  values from  $\log K_{ow}$  and the molecular connectivity index (MCI) are 1.153 and 1.0 L/kg, respectively.

#### D. Bioaccumulation

There are no bioaccumulation studies on acetic acid. Bioaccumulation of acetic acid is not expected to occur because acetic acid dissociates completely in aqueous solution to



acetate and its hydrogen ion. Both ions are ubiquitous in the environment. Acetate is naturally found in eukaryotic and prokaryotic cells and is involved in their biochemical pathways.

#### **IV. HUMAN HEALTH HAZARD ASSESSMENT**

##### **A. Summary**

Acetic acid is a corrosive liquid. Depending on the concentration, aqueous solutions of acetic acid are either corrosive, irritating, or non-irritating to the skin, eyes, and gastrointestinal tract. Vapours from aqueous solutions of acetic acid can cause respiratory irritation. There are no adequate repeated dose toxicity studies on acetic acid. Acetic acid is not genotoxic. Positive findings have been reported in some *in vitro* genotoxicity studies, and are considered to be the result of the pH change in the test system. Animals studies have shown no developmental toxicity from ingestion of acetic acid.

##### **B. Acute Toxicity**

The oral LD<sub>50</sub> of the sodium salt of acetic acid in rats is 3,310 mg/kg (Woodard et al., 1941; ECHA) [Kl. score =2]. The oral LD<sub>50</sub> of the acetic acid in unfasted rats is 3,530 mg/kg (ECHA) [Kl. score =4]. The oral LD<sub>50</sub> of the sodium salt of acetic acid in mice is 4,960 mg/kg (Smyth et al., 1951; ECHA) [Kl. score =2].

The 4-hour inhalation LC<sub>50</sub> in rats for acetic acid vapor is 11.4 mg/L. There were clinical signs that were indicative of corrosion (ECHA) [Kl. score = 2].

##### **C. Irritation**

Application of a 3.3% or a 10% aqueous solution of acetic acid to the skin of rabbits for 4 hours was slightly irritating. The Primary Dermal Irritation Index scores were 0.5 and 1.1, respectively (Nixon et al., 1990; ECHA) [Kl. score = 2]. Application of a 10% solution of acetic acid to the skin of rabbits for 4 hours under semi-occlusive conditions was slightly irritating (ECHA) [Kl. score = 2].

Instillation of 0.1 mL of a 10% solution of acetic acid to the eyes of rabbits was considered irritating. The mean of the 24, 48, and 72 hours scores were: 2.67 for erythema; 1.67 for chemosis; 1.72 for corneal opacity; and a mean of 87% corneal swelling (Jacobs and Martens, 1989; ECHA) [Kl. score = 2]



## D. Sensitization

No studies are available.

## E. Repeated Dose Toxicity

### Oral

No adequate studies for human health risk assessment are available.

### Inhalation

No studies are available.

### Dermal

No adequate studies for human health risk assessment are available.

## F. Genotoxicity

### *In Vitro* Studies

The *in vitro* genotoxicity studies on acetic acid are presented below in Table 2.

**Table 2: *In vitro* Genotoxicity Studies on Acetic Acid**

Test System	Results*		Klimisch Score	Reference
	-S9	+S9		
Bacterial reverse mutation ( <i>S. typhimurium</i> strains)	NC	-	2	Ishidate et al. (1984); ECHA
Bacterial reverse mutation ( <i>S. typhimurium</i> strains)	-	-	2	Zeiger et al. (1992); ECHA
Chromosomal aberrations (CHO cells)	***	***	2	Morita et al. (1990); ECHA
Mammalian cell gene mutation (mouse lymphoma L5178Y cells)	***	***	2	Seifried et al. (2006); ECHA



\*+, positive; -, negative; NC, not conducted.

\*\*A dose-dependent increase in chromosomal aberrations was observed with 10 mM acetic acid (-S9) and 8 mM acetic acid (+S9). These concentrations were close to the cytotoxic limit at which the cells could no longer be evaluated. These effects were abolished by neutralizing the test medium or increasing the buffer capacity. These results suggest that the positive findings are due to the acidic pH of the incubation medium rather than a consequence of an intrinsic clastogenic potential of acetic acid.

\*\*\*Acetic anhydride (hydrolyzes to acetic acid in aqueous media).

#### *In vivo* Studies

No studies are available on acetic acid.

A bone marrow micronucleus study has been conducted on acetic anhydride (which hydrolyses to acetic acid). Male and female SD rats were exposed by inhalation to 0, 1, 5, or 20 ppm acetic anhydride, 6 hours/day, 5 days/week for 13 weeks. The incidence of micronucleated immature erythrocytes was not increased at any exposure concentration (ECHA) [Kl. score = 1]

### **G. Carcinogenicity**

No oral or inhalation studies are available.

No deaths and no skin tumors were seen when acetic acid was applied dermally once a week to CD-1 mice for 32 weeks (Slaga et al., 1975; ECHA) [Kl. score = 4].

### **H. Reproductive Toxicity**

No studies are available.

### **I. Developmental Toxicity**

Pregnant female Wistar rats were dosed by oral gavage with 0 or various concentrations up to 1,600 mg/kg apple cider vinegar (5% acetic acid) on gestational days 6 to 15. There were no maternal or developmental toxicity at any dose level. The NOAEL for maternal and developmental toxicity is 1,600 mg/kg-day (ECHA). [Kl. score = 2]

Pregnant female CD-1 mice were dosed by oral gavage with 0, 16, 74.3, 345, or 1,600 mg/kg apple cider vinegar (5% acetic acid) on gestational days 6 to 15. There were no treatment-related effects on maternal or fetal survival, or on soft or skeletal tissues. There was no effect on the fetal development in the presence of slight maternal toxicity (reduced body weight gain) at 345 mg/kg. At 1,600 mg/kg, there was an increase in the



number of litters containing a dead fetus and some reductions in ossification. The NOAELs for maternal and developmental toxicity are 74.3 and 345 mg/kg-day, respectively (ECHA). [Kl. score = 2]

Pregnant female Dutch-belted rabbits were dosed by oral gavage with 0, 16, 74.3, 345, or 1,600 mg/kg apple cider vinegar (5% acetic acid) on gestational days 6 to 18. There were no treatment-related effects on maternal or fetal survival, or on soft or skeletal tissues. There was a reduction in the pregnancy rate in the high-dose group; and a dose-dependent decrease in maternal body weights at  $\geq 74.3$  mg/kg. Some deaths or abortions occurred in all treated groups and some litter losses were reported at  $\geq 345$  mg/kg. Maternal effects were much more noticeable than the effects on fetal development. These findings have been considered a consequence of the bactericidal properties of orally administered acetic acid within the gastrointestinal tract of female rabbits, and not a direct effect on embryonic implantation and development of acetic acid (EU, 2008). It is likely that this accounts for the apparent increased sensitivity of this species to oral administration of acetic acid. The NOAEL for developmental toxicity is 1,600 mg/kg-day; a NOAEL for maternal toxicity was not identified (ECHA). [Kl. score = 2]

## **V. DERIVATION OF TOXICOLOGICAL REFERENCE AND DRINKING WATER GUIDANCE VALUES**

The toxicological reference values developed for acetic acid follow the methodology discussed in enHealth (2012). The approach used to develop drinking water guidance values is described in the Australian Drinking Water Guidelines (ADWG, 2011).

### **A. Non-Cancer**

#### Oral

There are no repeated dose toxicity studies that were considered adequate for human health risk assessment.

The Joint FAO/WHO Expert Committee on Food Additives (JECFA) has maintained a group ADI of “not limited” for acetic acid and its potassium and sodium salts (JECFA).

**The Australian drinking water guidance value for pH may apply to acetic acid.**

### **B. Cancer**

There are no carcinogenicity studies by the oral or inhalation route. A dermal carcinogenicity study in mice showed no carcinogenic activity when acetic acid was applied to the skin for 32 weeks. Thus, a cancer reference value was not derived.



## VI. HUMAN HEALTH HAZARD ASSESSMENT OF PHYSICO-CHEMICAL PROPERTIES

Acetic acid is a flammable liquid.

Acetic acid does not exhibit the following physico-chemical properties:

- Explosivity
- Oxidizing potential

## VII. ENVIRONMENTAL HAZARD ASSESSMENT

### A. Summary

Acetic acid is of moderate acute toxicity concern to aquatic organisms, in part because of the effect of pH changes from the dissociated hydrogen ion. The acetate ion is of low acute toxicity concern to aquatic organisms.

### B. Aquatic Toxicity

#### Acute Studies

Table 3 presents the results of acute aquatic toxicity studies on acetic acid and potassium acetate.

**Table 3: Acute Aquatic Toxicity Studies on Acetic acid and Potassium Acetate**

Test Substance	Test Species	Endpoint	Results (mg/L)	Klimisch score	Reference
Potassium acetate	<i>Oncorhynchus mykiss</i>	96-h LC <sub>50</sub>	>300.82*	2	ECHA
Potassium acetate	<i>Danio rerio</i>	96-h LC <sub>50</sub>	>300.82*	2	ECHA
Acetic acid	<i>Oncorhynchus mykiss</i>	96-h LC <sub>50</sub>	64.8 (measured)	4	ECHA
Acetic acid	<i>Oncorhynchus mykiss</i>	96-h LC <sub>50</sub>	31.3 – 67.6	4	ECHA



Test Substance	Test Species	Endpoint	Results (mg/L)	Klimisch score	Reference
Potassium acetate	<i>Daphnia magna</i>	48-h EC <sub>50</sub>	>300.82*	2	ECHA
Acetic acid	<i>Daphnia magna</i>	48-h EC <sub>50</sub>	79.5 (measured)	4	ECHA
Acetic acid	<i>Daphnia magna</i>	48-h EC <sub>50</sub>	18.9 (measured)	4	ECHA
Acetic acid	<i>Desmodesmus subspicatus</i>	72-h EC <sub>50</sub>	486.5	4	ECHA

\*As the acetate ion.

### Chronic Studies

In a 21-day fish (*Oncorhynchus mykiss*) chronic study, the measured NOEC values for 60% and 100% acetic acid were 57.2 and 34.3 mg/L, respectively (ECHA). [Kl. score = 4]

In a 21-day *Daphnia* reproduction study, the measured NOEC for 60% and 100% acetic acid were 80 and 31.4 mg/L, respectively (ECHA). [Kl. score = 4]

In a 21-day *Daphnia* reproduction study, the measured NOEC for 100% acetic acid was 22.7 mg/L (ECHA). [Kl. score = 4]

### **C. Terrestrial Toxicity**

No data are available.

### **D. Calculation of PNEC**

The PNEC calculations for acetic acid follow the methodology discussed in DEWHA (2009).

#### PNEC water

Experimental results are available for three trophic levels. For the acute toxicity studies, data are available on both acetic acid and potassium acetate; both substances dissociate



completely in aqueous media to the acetate anion and the corresponding cations ( $H^+$  and  $K^+$ ). The toxicity of these substances is expected to be driven by the acetate ion, with the cations having a minor role. The toxicity data on potassium acetate are preferred because of the absence of a potential pH change from the dissociated  $H^+$  ion of acetic acid. For the chronic toxicity studies, only acetic acid has been tested for two trophic levels: fish and invertebrates. These studies will not be used to derive the PNEC value; however, an assessment factor of 100 will be applied to the lowest acute  $E(L)C_{50}$  values.

From the potassium acetate studies, acute  $E(L)C_{50}$  values (adjusted for acetic acid) are available for fish (300.82 mg/L) and *Daphnia* (300.82 mg/L). By applying an assessment factor of 100 to the  $E(L)C_{50}$  value of 300.82 mg/L from either fish or *Daphnia*, the  $PNEC_{aquatic}$  for acetic acid is 3.0 mg/L.

### PNEC sediment

There are no toxicity data for sediment-dwelling organisms. Therefore, the  $PNEC_{sed}$  was calculated using the equilibrium partitioning method. The  $PNEC_{sed}$  is 1.9 mg/kg sediment wet weight.

The calculations are as follows:

$$\begin{aligned} PNEC_{sed} &= (K_{sed-water}/BD_{sed}) \times 1000 \times PNEC_{water} \\ &= (0.82/1280) \times 1000 \times 3.0 \\ &= 1.9 \end{aligned}$$

Where:

$K_{sed-water}$  = suspended matter-water partition coefficient ( $m^3/m^3$ )

$BD_{sed}$  = bulk density of sediment ( $kg/m^3$ ) = 1,280 [default]

$$\begin{aligned} K_{sed-water} &= 0.8 + [(0.2 \times Kp_{sed})/1000 \times BD_{solid}] \\ &= 0.8 + [(0.2 \times 0.04)/1000 \times 2400] \\ &= 0.82 \end{aligned}$$

Where:

$Kp_{sed}$  = solid-water partition coefficient (L/kg).

$BD_{solid}$  = bulk density of the solid phase ( $kg/m^3$ ) = 2,400 [default]

$$\begin{aligned} Kp_{sed} &= K_{oc} \times f_{oc} \\ &= 1.0 \times 0.04 \\ &= 0.04 \end{aligned}$$





Where:

$K_{oc}$  = organic carbon normalized distribution coefficient (L/kg). The  $K_{oc}$  for acetic acid calculated from EPISUITE™ using the MCI is 1.0 L/kg .

$F_{oc}$  = fraction of organic carbon in sediment = 0.04 [default].

### PNEC soil

There are no toxicity data for terrestrial or soil organisms. Therefore, the  $PNEC_{soil}$  was calculated using the equilibrium partitioning method. The  $PNEC_{soil}$  is 0.04 mg/kg soil dry weight.

The calculations are as follows:

$$\begin{aligned} PNEC_{soil} &= (Kp_{soil}/BD_{soil}) \times 1000 \times PNEC_{water} \\ &= (0.02/1500) \times 1000 \times 3.0 \\ &= 0.04 \end{aligned}$$

Where:

$Kp_{soil}$  = soil-water partition coefficient ( $m^3/m^3$ )

$BD_{soil}$  = bulk density of soil ( $kg/m^3$ ) = 1,500 [default]

$$\begin{aligned} Kp_{soil} &= K_{oc} \times f_{oc} \\ &= 1.0 \times 0.02 \\ &= 0.02 \end{aligned}$$

Where:

$K_{oc}$  = organic carbon normalised distribution coefficient (L/kg). The  $K_{oc}$  for acetic acid calculated from EPISUITE™ using the MCI is 1.0 L/kg .

$F_{oc}$  = fraction of organic carbon in soil = 0.02 [default].

## **VIII. PBT Assessment**

The methodology for the Persistent, Bioaccumulative and Toxic (PBT) substances assessment is based on the Australian and EU Reach Criteria methodology (DEWHA, 2009; ECHA, 2008).

Acetic acid is readily biodegradable; thus, it does not meet the screening criteria for persistence.

Bioaccumulation of acetic acid is not expected to occur because acetic acid dissociates completely in aqueous media to acetate and its hydrogen ion. Both ions are ubiquitous



in the environment. Acetate is naturally found in eukaryotic and prokaryotic cells and is involved in their biochemical pathways. The log  $K_{ow}$  for acetic acid is -0.17. Thus, acetic acid does not meet the screening criteria for bioaccumulation.

The NOECs from the chronic aquatic toxicity studies on acetic acid are >0.1 mg/L. The E(L)C<sub>50</sub> values for potassium acetate are > 1 mg/L. Thus, acetic acid does not meet the criteria for toxicity.

The overall conclusion is that acetic acid is not a PBT substance.

## IX. CLASSIFICATION AND LABELING

### A. Classification

Flammable Liquid Category 3

Skin Corrosion Category 1A

EU:

≥90%: Skin Corrosion 1A

≥25% to <90%: Skin Corrosion 1B

≥10% to <25%: Skin irritant Category 2; Eye irritant Category 2

In addition to the hazard statements corresponding the GHS classifications (if Skin Corrosion 1A or 1B is included), the following non-GHS hazard statement is to be added to the SDS: AUH071: Corrosive to the Respiratory Tract.

### B. Labelling

Danger

### C. Pictogram





## **X. SAFETY AND HANDLING**

### Eye Contact

Immediately flush open eyes with plenty of water for at least 15 minutes. Remove contacts, if present and easy to do. Get medical attention immediately, preferably a physician for an ophthalmologic examination.

### Skin Contact

For minor skin contact, avoid spreading material on unaffected skin. Remove and isolate contaminated clothing. Wash the contaminated area of body with soap and fresh water. Get medical attention immediately.

### Inhalation

Move person to fresh air. Administer oxygen if breathing is difficult. Do not use mouth-to-mouth method if victim inhaled the substance; give artificial respiration with the air of a pocket mask equipped with a one-way valve or other proper respiratory medical device. Give artificial respiration if victim is not breathing. Get medical attention immediately.

### Ingestion

Rinse mouth and lips with plenty of water if person is conscious. Do not induce vomiting. Do not use mouth-to-mouth method if victim had ingested the substance. Obtain medical attention immediately if ingested.

### Notes to Physician

Treat as a corrosive due to pH of the material. All treatments should be based on observed signs and symptoms of distress in the patient.

## **A. FIRE FIGHTING INFORMATION**

### Extinguishing Media

Use water spray or fog, foam, dry chemical or carbon dioxide. Do not use straight streams of water.

### Specific Exposure Hazards

Flammable liquid and vapor. Vapors are flammable and heavier than air. Vapors may travel across the ground and reach remote ignition sources causing a flashback fire danger. Emits toxic fumes under fire conditions. Depending on conditions, decomposition products may include the following: carbon dioxide, carbon monoxide.



#### Special Protective Equipment for Firefighters

Structural firefighter's protective clothing provides limited protection in fire situations only; it is not effective in spill situations where direct contact with the substance is possible. Wear chemical protective clothing that is specifically recommended by the manufacturer. It may provide little or no thermal protection. Wear positive pressure self-contained breathing apparatus (SCBA). Move containers from fire area if you can do it without risk.

### **B. ACCIDENTAL RELEASE MEASURES**

#### Personal Precautions

Isolate area. Keep unnecessary and unprotected personnel from entering the area. Use personal protective clothing. Ensure adequate ventilation. Wear respiratory protection if ventilation is inadequate. Do not breathe mist, vapors, or spray. Avoid contact with skin, eye, and clothing. Eliminate all sources of ignition.

#### Environmental Precautions

Prevent from entering sewers, waterways, or low areas.

#### Steps to be Taken if Material is Released or Spilled

Eliminate all sources of ignition. All equipment used when handling the material must be grounded. A vapor suppressing foam may be used to reduce vapors. Use clean non-sparking tools to collect absorbed material. Pick up with suitable absorbent material and transfer to a container for chemical waste. For large amounts: dike spillage and pump off product into container for chemical waste. Dispose of contaminated material as prescribed.

### **C. STORAGE AND HANDLING**

#### General Handling

Prevent exposure to ignition sources (i.e., use non-sparking tools and explosion-proof equipment). Avoid contact with eyes, skin, and clothing. Avoid breathing vapor. Wash thoroughly after handling. Keep container closed. Use with adequate ventilation. Use proper bonding and/or ground procedures. However, bonding and grounds may not eliminate the hazard from static accumulation. Peroxides may form upon prolonged storage. Exposure to light, heat or air significantly increases peroxide formation. If evaporated to a residue, the mixture of peroxides residue and material vapor may explode when exposed to heat or shock.



### Storage

Keep container tightly closed. Store in a cool, well-ventilated area away from heat and light. Storage containers should be grounded and bonded. Fixed storage containers, transfer containers and associated equipment should be grounded and bonded to prevent accumulation of static charge.

## **D. EXPOSURE CONTROLS / PERSONAL PROTECTION**

### Occupational Exposure Standards

The workplace exposure standard for acetic acid in Australia is 10 ppm (25 mg/m<sup>3</sup>) as a 8-hr TWA and 15 ppm (37 mg/m<sup>3</sup>) as a 15-min STEL.

### Engineering Controls

Good general ventilation should be used. Ventilation rates should be matched to conditions. If applicable, use process enclosures, local exhaust ventilation, or other engineering controls to maintain airborne levels below recommended exposure limits. If exposure limits have not been established, maintain airborne levels to an acceptable level.

### Personal Protection Equipment

#### *Respiratory Protection:*

If workers are exposed to concentrations above the exposure limit, they must use appropriate, certified respirators. If there are no applicable exposure limit requirements or guidelines, use an approved respirator. Selection of air-purifying or positive pressure supplied-air will depend on the specific operation and the potential airborne concentration of the product. For emergency conditions, use an approved positive-pressure self-contained breathing apparatus.

#### *Hand Protection:*

Use gloves chemically resistant to this material. Consult the SDS for appropriate glove barrier materials.

#### *Skin Protection:*

Use protective clothing chemically resistant to the this material. Selection of specific items such as face shield, boots, apron, or full body suit will depend on the task.

#### *Eye protection:*

Use chemical goggles.



*Other Precautions:*

Wash hands, forearms, and face thoroughly after handling chemical products, before eating, smoking, and using the lavatory and at the end of the working period.

Appropriate techniques should be used to remove potentially contaminated clothing. Wash contaminated clothing before reusing. Ensure that eyewash stations and safety showers are close to the workstation location.

## **E. TRANSPORT INFORMATION**

For glacial acetic acid or >80% acetic acid solutions:

UN 2789 (ACETIC ACID, GLACIAL or ACETIC ACID SOLUTION)

Class: 8

Packing Group: II

For  $\geq 50\%$  to 80% acetic acid solutions:

UN 2790 (ACETIC ACID SOLUTION)

Class: 8

Packing Group: II

For >10% to <50% acetic acid solutions:

UN 2790 (ACETIC ACID SOLUTION)

Class: 8

Packing Group: III

## **XI. DISPOSAL**

Disposal should be in accordance with all local, state, and federal regulations.

## **XII. REGULATORY INFORMATION**

Australian AICS Inventory: Listed.

## **XIII. REFERENCES**

ADWG (2011). National Water Quality Management Strategy. Australian Drinking Water Guidelines, Section 6, Australian Government, National Health and Medical Research Council, Natural Resource Management Ministerial Council.



- Department of the Environment, Water, Heritage and the Arts [DEWHA] (2009). Environmental risk assessment guidance manual for industrial chemicals, Department of the Environment, Water, Heritage and the Arts, Commonwealth of Australia.
- ECHA. ECHA REACH database: <http://echa.europa.eu/information-on-chemicals/registered-substances>
- enHealth Human Risk Assessment [HHRA] (2012). Environmental Health Risk Assessment, Guidelines for Assessing Human Health Risks from Environmental Hazards. Office of Health Protection of the Australian Government Department of Health.
- European Chemicals Agency [ECHA] (2008). Guidance on Information Requirements and Chemical Safety Assessment, Chapter R11: PBT Assessment, European Chemicals Agency, Helsinki, Finland.
- Ishidate, M., Jr., Sofuni, T., Yoshikawa, K., Hayashi, M., Nohmi, T., Sawada, M., and Matsuoka, A. (1984). Primary mutagenicity screening of food additives currently used in Japan. *Fd. Chem. Toxicol.* 22: 623-636.
- Jacobs, G.A., and Martens, M.A. (1989). An objective method for the evaluation of eye irritation in vivo. *Fd. Chem. Toxicol.* 27: 255-258.
- JECFA: <http://apps.who.int/ipsc/database/evaluations/chemical.aspx?chemID=4785>.
- Kameya, T., Murayama, T., Urano, K., and Kitano, M. (1995). Biodegradation ranks of priority organic compounds under anaerobic conditions. *Sci. Total Environ.* 170: 43-51.
- Klimisch, H.J., Andreae, M., and Tillmann, U. (1997). A systematic approach for evaluating the quality of experimental and toxicological and ecotoxicological data. *Regul. Toxicol. Pharmacol.* 25:1-5.
- Morita, T., Takeda, K., and Okumura, K. (1990). Evaluation of clastogenicity of formic acid, acetic acid and lactic acid. *Mutat. Res.* 240: 195-202.
- Nixon, G.A., Bannon, E.A., Gaynor, T.W., Johnston, D.H., and Griffith, J.F. (1990). Evaluation of modified methods for determining skin irritation. *Regul. Toxicol. Pharmacol.* 12: 127-136.
- Price, K.S., Waggy, G.T., and Conway, R.A. (1974). Brine shrimp bioassay and seawater BOD of petrochemicals. *J. Water Pollut Control Fed.* 46: 63- 77.



- Seifried, H.E., Seifried, R.M., Clarke, J.J., Junghans, T.B., and San, R.H.C. (2006) A compilation of two decades of mutagenicity test results with the Ames Salmonella typhimurium and L5178Y mouse lymphoma cell mutation assays. Chem. Res. Toxicol. 19: 627-644.
- Slaga, T., Bowden, G., and Boutwell, R. (1975). Acetic acid, a potent stimulator of mouse epidermal macromolecular synthesis and hyperplasia but with weak tumor-promoting ability. Natl. Cancer Inst. 55: 983-987.
- Smyth, H.F., Carpenter, C.P., and Weil, C. (1951). Range-finding toxicity data: list IV. Arch. Ind. Hyg. 4: 119-122.
- U.S. Environmental Protection Agency [EPA] (2017). EPISuite™ v. 4.11, United States Environmental Protection Agency, Office of Pollution Prevention and Toxics and Syracuse Research Corporation. Available at: <https://www.epa.gov/tsca-screening-tools/epi-suite-estimation-program-interface>.
- Woodard, G., Lange, S.W., Nelson, K.W., and Calvery, H.O. (1941). The acute oral toxicity of acetic, chloroacetic, dichloroacetic, and trichloroacetic acids. J. Ind. Hyg. Toxicol. 23: 78-82.
- Zeiger, E., Anderson, B., Haworth, S., Lawlor, R., and Mortelmans, K. (1992). Salmonella mutagenicity tests: V. Results from the testing of 311 chemicals. Environ. Mol. Mutagen. 19(Suppl. 21): 2-141.





## ACID YELLOW 23

This dossier on acid yellow 23 does not represent an exhaustive or critical review of all available data. Rather, it presents the most critical studies pertinent to the risk assessment of acid yellow 23 in its use in drilling muds and hydraulic fracturing fluids. The information presented in this dossier was obtained from the ECHA database that provides information on chemicals that have been registered under the EU REACH (ECHA). Where possible, study quality was evaluated using the Klimisch scoring system (Klimisch *et al.*, 1997).

### I. SUBSTANCE IDENTIFICATION

Chemical Name (IUPAC): Trisodium 5-oxo-1-(4-sulfonatophenyl)-4-[(E)-2-(4-sulfonatophenyl)diazen-1-yl]-4,5-dihydro-1H-pyrazole-3-carboxylate

CAS RN: 1934-21-0

Molecular formula: C<sub>16</sub>H<sub>9</sub>H<sub>4</sub>Na<sub>3</sub>O<sub>9</sub>S<sub>2</sub>

Molecular weight: 534.36

Synonyms: Acid yellow 23; tartrazine; AY23; trisodium 5-oxo-1-(4-sulfonatophenyl)-4-[(E)-2-(4-sulfonatophenyl)diazen-1-yl]-4,5-dihydro-1H pyrazole-3-carboxylate; trisodium 5-hydroxy-1-(4-sulfophophenyl)-4-(4-sulphophenylazo)pyrazole-3-carboxylate; FD & C Yellow No. 5; Yellow No. 5

SMILES: C1=CC(=CC=C1N=NC2C(=NN(C2=O)C3=CC=C(C=C3)S(=O)(=O)[O-])C(=O)[O-])S(=O)(=O)[O-].[Na+].[Na+].[Na+]

### II. PHYSICO-CHEMICAL PROPERTIES

Table 1: Overview of the Physico-chemical Properties of Acid Yellow 23

Property	Value	Klimisch score	Reference
Physical state at 20°C and 101.3 kPa	Yellow solid odorless powder	1	ECHA
Melting point	347.1°C (decomposition)	1	ECHA
Boiling point	Not applicable	-	ECHA
Density	Ca. 2.121 g/cm <sup>3</sup>	1	ECHA
Vapor pressure	Negligible	1	ECHA



Property	Value	Klimisch score	Reference
Partition coefficient (log $K_{ow}$ )	-1.572 @20°C	1	ECHA
Water solubility	167.05 g/L @20°C	1	ECHA
Auto flammability	>400°C	1	ECHA

### III. ENVIRONMENTAL FATE PROPERTIES

#### A. Summary

#### B. Biodegradation

Acid yellow 23 is not readily biodegradable. In an OECD 301B test, degradation was between 30 and 40% after 28 days (ECHA) [Kl. score = 2].

#### C. Environmental Distribution

##### Adsorption/desorption

No experimental data are available for acid yellow 23. Using KOCWIN in EPISUITE™ (EPA, 2019), the estimated  $K_{oc}$  value from the molecular connectivity index (MCI) is 5303 L/kg.

#### D. Bioaccumulation

There are no bioaccumulation studies on acid yellow 23. Acid yellow 23 is not expected to bioaccumulate based on a log  $K_{ow}$  of -1.572 (ECHA).

### IV. HUMAN HEALTH HAZARD ASSESSMENT

#### A. Summary

#### B. Acute Toxicity

The oral  $LD_{50}$  value in rats is >2,000 mg/kg (ECHA) [Kl. score = 2]. The oral  $LD_{50}$  value in mice is >1,000 mg/kg (ECHA) [Kl. score = 2].

There are no acute inhalation or dermal toxicity studies on acid yellow 23.



### C. Irritation

Acid yellow 23 was considered non-irritating in an *in vitro* reconstructed human epidermis test (ECHA) [Kl. score = 1].

Instillation of 0.01 mL of a 10% solution of acid yellow 23 into the eyes of rabbits was non-irritating (ECHA) [Kl. score = 2].

### D. Sensitization

Acid yellow 23 was not considered to be a skin sensitizer in a mouse local lymph node assay (ECHA) [Kl. score = 1].

### E. Repeated Dose Toxicity

#### Oral

Male and female F344 rats (20/sex/dose) were given in their drinking water 0, 0.3, 0.6, 1.25, 2.5, or 5% acid yellow 23 for 13 weeks. In the 5% dose group, six of the males and all of the female rats died during the study. There was no mortality in the lower dose groups. Body weight gain was <10% in the 2.5% and lower dose groups. Absolute liver weights were significantly increased in the 2.5% animals. Liver weights relative to body weights were significantly decreased in the 2.5% females. There were no histopathologic changes in the 2.5% and lower dose groups that were considered to be treatment-related. The NOAEL for this study cannot be determined based on the information provided (Maekawa et al., 1987; ECHA) [Kl. score = 2].

Male and female CD rats were given in their diet 0, 0.1, 1, 2, or 5% acid yellow 23 for two years. This study was divided into two sub-studies: a reproductive toxicity component and a chronic toxicity study. All animals were terminated at between 113 and 125 weeks of treatment. Body weights were decreased in the 1% females and in the 5% males and females (12.2% and 16.9%, respectively). There were no effects in the 2% and lower dietary dose groups. The NOAEL for this study was considered to be 2% in the diet, which corresponded to 984 mg/kg-day (Borzelleca and Hallagan, 1988a; WHO, 2016) [Kl. score = 2].

Male and female CD-1 mice were given in their diet 0, 0.5, 1.5, or 5% acid yellow 23 for 104 weeks. In the 5% dietary group, body weights were reduced at various time points during the study in males and females; there was also a slight, but statistically significant, increase in feed consumption in the males. The NOAEL for this study is 1.5% in the diet, which corresponds to 2,173 (Borzelleca and Hallagan, 1998b; WHO, 2016) [Kl. score = 2].

#### Inhalation

No studies are available.



## Dermal

No studies are available.

## **F. Genotoxicity**

### *In Vitro* Studies

The *in vitro* genotoxicity studies on acid yellow 23 are presented below in Table 2.

**Table 2: *In vitro* Genotoxicity Studies on Acid Yellow 23**

Test System	Results*		Klimisch Score	Reference
	-S9	+S9		
Bacterial reverse mutation ( <i>S. typhimurium</i> and <i>E. coli</i> strains)	-	-	1	ECHA
Bacterial reverse mutation ( <i>S. typhimurium</i> strains)	-	-	2	ECHA
Mammalian cell gene mutation (mouse lymphoma L5178Y cells)	-	-	2	ECHA
Chromosomal aberration ( <i>M. muntjac</i> fibroblasts)	-	NC	2	ECHA
Chromosomal aberration (Chinese hamster lung fibroblasts)	-	NC	2	ECHA
Unscheduled DNA synthesis (rat hepatocytes)	-	NC	2	ECHA
Cell transformation assay (Baby Syrian hamster kidney fibroblasts, BHK21/C13 cells)	-	-	2	ECHA

\*+, positive; -, negative; NC, not conducted.

### *In Vivo* Studies

There was no evidence of unscheduled DNA synthesis (UDS) in hepatocytes from male SD rats given a single oral dose of 500 mg/kg acid yellow 23 by gavage (Kornbrust and Barfknecht, 1984; ECHA) [Kl. score = 2].

There was no evidence of DNA strand breakage in the stomach, colon, or liver of mice given oral doses of up to 2,000 mg/kg acid yellow 23 (WHO, 2016) [Kl. score = 2].



## **G. Carcinogenicity**

### Oral

Male and female CD rats were given in their diet 0, 0.1, 1, 2, or 5% acid yellow 23 for two years. Body weights of the 5% dietary group were statistically significantly lower than the controls at study termination. There was no evidence that acid yellow 23 was carcinogenic to either male or female rats. The estimated daily intake for the 5% dietary group was 2,641 and 3,348 mg/kg-day for the males and females, respectively (Borzelleca and Hallagan, 1988a; ECHA) [KI. score = 2].

Male and female F344 rats were given in their drinking water 0, 1, or 2% acid yellow 23 for 104 weeks. The tumor incidences were similar between treated and control rats (Maekawa et al., 1987; ECHA) [KI. score = 2].

## **H. Reproductive Toxicity**

In a one-generation reproductive toxicity study, male and female CD rats were given in their diet 0, 0.1, 1, 2, or 5% acid yellow 23 for a minimum of 8 weeks prior to mating. There were no treatment-related effects on fertility, gestation, parturition, lactation, pup survival through weaning or number of liver and still-born pups. The NOAEL for reproductive toxicity is 5% in the diet, which was estimated to be 2,641 mg/kg-day (Borzelleca and Hallagan, 1988a; ECHA) [KI. score = 2].

## **I. Developmental Toxicity**

Pregnant female Osborne-Mendel rats were dosed by oral gavage with 0, 60, 100, 200, 400, 600, or 1,000 mg/kg acid yellow 23 on GD 0-19. There was no maternal or developmental toxicity. The NOAEL for maternal and developmental toxicity is 1,000 mg/kg-day, the highest dose tested (Collins et al., 1992; ECHA) [KI. score = 2]

Pregnant female Osborne-Mendel rats were given in their drinking water 0, 0.05, 0.1, 0.2, 0.4, or 0.7% acid yellow 23 on GD 0-19. The mean daily intakes are estimated to be 0, 67.4, 135, 270, 540, and 1,064 mg/kg-day. There was no maternal or developmental toxicity. The NOAEL for maternal and developmental toxicity is 1,064 mg/kg-day, the highest dose tested (Collins et al., 1992; ECHA) [KI. score = 2]

## **V. DERIVATION OF TOXICOLOGICAL REFERENCE AND DRINKING WATER GUIDANCE VALUES**

The toxicological reference values developed for acid yellow 23 follow the methodology discussed in enHealth (2012). The approach used to develop drinking water guidance values is described in the Australian Drinking Water Guidelines (ADWG, 2011).



## A. Non-Cancer

### Oral

Two-year dietary studies on acid yellow 23 have been conducted in rats and mice. The lowest NOAEL is 984 mg/kg-day, based on reduced body weights in male and female rats. The NOAEL of 984 mg/kg-day will be used to derive an oral reference dose and drinking water guidance value for acid yellow 23.

#### *Oral Reference Dose (oral RfD)*

$$\text{Oral RfD} = \text{NOAEL} / (\text{UF}_A \times \text{UF}_H \times \text{UF}_L \times \text{UF}_{\text{Sub}} \times \text{UF}_D)$$

Where:

$\text{UF}_A$  (interspecies variability) = 10

$\text{UF}_H$  (intraspecies variability) = 10

$\text{UF}_L$  (LOAEL to NOAEL) = 1

$\text{UF}_{\text{Sub}}$  (subchronic to chronic) = 1

$\text{UF}_D$  (database uncertainty) = 1

$$\text{Oral RfD} = 984 / (10 \times 10 \times 1 \times 1 \times 1) = 984 / 100 = \underline{10 \text{ mg/kg-day}}$$

#### *Drinking water guidance value*

Drinking water guidance value = (animal dose) x (human weight) x (proportion of intake from water) / (volume of water consumed) x (safety factor)

Using the oral RfD,

Drinking water guidance value = (oral RfD) x (human weight) x (proportion of water consumed) / (volume of water consumed)

where:

Human weight = 70 kg (ADWG, 2011)

Proportion of water consumed = 10% (ADWG, 2011)

Volume of water consumed = 2L (ADWG, 2011)

$$\text{Drinking water guidance value} = (10 \times 70 \times 0.1) / 2 = \underline{35 \text{ mg/L}}$$

## B. Cancer

Acid yellow 23 was not carcinogenic to rats in a 2-year dietary study or to mice in a 2-year drinking water study. Thus, a cancer reference value was not derived.



## VI. HUMAN HEALTH HAZARD ASSESSMENT OF PHYSICO-CHEMICAL PROPERTIES

Acid yellow 23 does not exhibit the following physico-chemical properties:

- Explosivity
- Flammability
- Oxidizing potential

## VII. ENVIRONMENTAL HAZARD ASSESSMENT

### A. Summary

### B. Aquatic Toxicity

#### Acute Studies

Table 3 lists the results of acute aquatic toxicity studies conducted on acid yellow 23.

**Table 3: Acute Aquatic Toxicity Studies on Acid Yellow 23**

Test Species	Endpoint	Results (mg/L)	Klimisch score	Reference
<i>Danio rerio</i>	96-hr LC <sub>50</sub>	>120	2	ECHA
<i>Daphnia magna</i>	48-hr EC <sub>50</sub>	>125	2	ECHA
<i>Desmodesmus subspicatus</i>	72-hr EC <sub>50</sub>	>125	2	ECHA

#### Chronic Studies

No studies are available.

### C. Terrestrial Toxicity

No studies are available.

### D. Calculation of PNEC

The PNEC calculations for acid yellow 23 follow the methodology discussed in DEWHA (2009).



### PNEC water

Experimental results are available for three trophic levels. Acute E(L)C<sub>50</sub> values are available for fish (>120 mg/L), invertebrates (>125 mg/L), and algae (>125 mg/L). On the basis that the data consists of short-term studies for three trophic levels, an assessment factor of 100 has been applied to the lowest reported E(L)C<sub>50</sub> value of 120 mg/L mg/L for fish. The PNEC<sub>water</sub> is 1.2 mg/L.

### PNEC soil

There are no toxicity data for terrestrial or soil organisms. Therefore, the PNEC<sub>soil</sub> was calculated using the equilibrium partitioning method. The PNEC<sub>soil</sub> is 84.8 mg/kg soil dry weight.

The calculations are as follows:

$$\begin{aligned} \text{PNEC}_{\text{soil}} &= (\text{Kp}_{\text{soil}}/\text{BD}_{\text{soil}}) \times 1000 \times \text{PNEC}_{\text{water}} \\ &= (106.06/1500) \times 1000 \times 1.2 \\ &= 84.8 \end{aligned}$$

Where:

Kp<sub>soil</sub> = soil-water partition coefficient (m<sup>3</sup>/m<sup>3</sup>)

BD<sub>soil</sub> = bulk density of soil (kg/m<sup>3</sup>) = 1,500 [default]

$$\begin{aligned} \text{Kp}_{\text{soil}} &= \text{K}_{\text{oc}} \times \text{f}_{\text{oc}} \\ &= 5303 \times 0.02 \\ &= 106.06 \end{aligned}$$

Where:

K<sub>oc</sub> = organic carbon normalised distribution coefficient (L/kg). The K<sub>oc</sub> for acid yellow 23 based on the molecular connectivity index (MCI) is 5303 L/kg (EPA, 2018).

f<sub>oc</sub> = fraction of organic carbon in soil = 0.02 [default].

## **VIII. PBT Assessment**

The methodology for the Persistent, Bioaccumulative and Toxic (PBT) substances assessment is based on the Australian and EU Reach Criteria methodology (DEWHA, 2009; ECHA, 2008).

Acid yellow 23 is not readily biodegradable; thus, it meets the screening criteria for persistence.

Based on a measured log K<sub>ow</sub> of -1.572, acid yellow 23 does not meet the screening criteria for bioaccumulation.

No chronic aquatic toxicity studies are available on acid yellow 23. The acute E(L)C<sub>50</sub> values for acid yellow 23 are >1 mg/L. Thus, acid yellow 23 does not meet the screening criteria for toxicity.





The overall conclusion is that acid yellow 23 is not a PBT substance.

## **IX. CLASSIFICATION AND LABELING**

### **A. Classification**

Not classified.

### **B. Labelling**

No signal word.

### **C. Pictogram**

None

## **X. SAFETY AND HANDLING**

### **A. FIRST AID**

Eye Contact

Skin Contact

Inhalation

Ingestion

Notes to Physician

Medical Conditions Aggravated by Exposure

Emergency Personnel Protection

### **B. FIRE FIGHTING INFORMATION**

Extinguishing Media

Specific Exposure Hazards

Special Protective Equipment for Firefighters



## **C. ACCIDENTAL RELEASE MEASURES**

### Personal Precautions

### Environmental Precautions

### Steps to be Taken if Material is Released or Spilled

## **D. STORAGE AND HANDLING**

### General Handling

### Other Handling Precautions

### Storage

## **E. EXPOSURE CONTROLS / PERSONAL PROTECTION**

### Occupational Exposure Standards

Workplace Australia has not established an occupational exposure standard for acid yellow 23.

### Engineering Controls

### Personal Protection Equipment

*Respiratory Protection:*

*Hand Protection:*

*Skin Protection:*

Eye protection:

*Other Precautions:*

## **F. TRANSPORT INFORMATION**

Acid yellow 23 is not considered hazardous for purposes of transportation by road or rail. An Australian Dangerous Goods code is not required.



## **XI. DISPOSAL**

Disposal should be in accordance with all local, state, and federal regulations.

## **XII. REGULATORY INFORMATION**

Australian AICS Inventory: Listed.

## **XIII. REFERENCES**

- ADWG (2011). National Water Quality Management Strategy. Australian Drinking Water Guidelines, Section 6, Australian Government, National Health and Medical Research Council, Natural Resource Management Ministerial Council.
- Borzelleca, J.F., and Hallagan, J.B. (1988a). AY23 – chronic toxicity/carcinogenicity studies of FD & C Yellow No. 5 (Tartrazine) in rats. *Fd. Chem. Toxicol.* 26: 179-187.
- Borzelleca, J.F., and Hallagan, J.B. (1988b). AY23 – chronic toxicity/carcinogenicity studies of FD & C Yellow No. 5 (Tartrazine) in mice. *Fd. Chem. Toxicol.* 26: 189-194.
- Collins, T.F.X., Black, T.N., Brown, L.H., and Bulhac, P. (1990). AY23 – study of the teratogenic potential of FD & C Yellow No. 5 when given by gavage to rats. *Fd. Chem. Toxicol.* 28: 821-827.
- Department of the Environment, Water, Heritage and the Arts [DEWHA] (2009). Environmental risk assessment guidance manual for industrial chemicals, Department of the Environment, Water, Heritage and the Arts, Commonwealth of Australia.
- ECHA. ECHA REACH database: <http://echa.europa.eu/information-on-chemicals/registered-substances>
- enHealth Human Risk Assessment [HHRA] (2012). Environmental Health Risk Assessment, Guidelines for Assessing Human Health Risks from Environmental Hazards. Office of Health Protection of the Australian Government Department of Health.
- European Chemicals Agency [ECHA] (2008). Guidance on Information Requirements and Chemical Safety Assessment, Chapter R11: PBT Assessment, European Chemicals Agency, Helsinki, Finland.
- Klimisch, H.J., Andreae, M., and Tillmann, U. (1997). A systematic approach for evaluating the quality of experimental and toxicological and ecotoxicological data. *Regul. Toxicol. Pharmacol.* 25:1-5.
- Kornbrust, D., and Barfknecht, T. (1984). AY23 – testing of 24 food, drug, cosmetic, and fabric dyes in the in vitro and the in vivo/in vitro rat hepatocyte primary culture/DNA repair assay. *Environ. Mutagen.* 7: 101-120.



- Maekawa, A., Matsuoka, C., Onodera, H., Tanigawa, H., Furuta, K., kanno, J., Jang, J.J., and Hayashi, Y. (1987). AY23 – lack of carcinogenicity of tartrazine (FD & C Yellow No. 5) in the F344 rat. *Fd. Chem. Toxicol.* 25: 891-896.
- U.S. Environmental Protection Agency [EPA] (2019). EPISuite™ v. 4.11, United States Environmental Protection Agency, Office of Pollution Prevention and Toxics and Syracuse Research Corporation. Available at: <https://www.epa.gov/tsca-screening-tools/epi-suitetm-estimation-program-interface>.
- WHO (2016). Evaluation of certain food additives. Eight-second report of the Joint FAO/WHO Expert Committee on Food Additives, WHO Technical Report Series No. 1000. Joint Food and Agriculture Organization of the United Nations and World Health Organization, Geneva, Switzerland. Available at: <https://www.who.int/foodsafety/publications/jecfa-reports/en/>.



## ACRYLONITRILE

This dossier on acrylonitrile does not represent an exhaustive or critical review of all available data. Rather, it presents the most critical studies pertinent to the risk assessment of acrylonitrile in its use in drilling muds and hydraulic fracturing fluids. The information presented in this dossier was obtained from the ECHA database that provides information on chemicals that have been registered under the EU REACH (ECHA). Where possible, study quality was evaluated using the Klimisch scoring system (Klimisch *et al.*, 1997).

### I. SUBSTANCE IDENTIFICATION

Chemical Name (IUPAC): 2-Propenenitrile

CAS RN: 107-13-1

Molecular formula: C<sub>3</sub>H<sub>3</sub>N

Molecular weight: 53.064

Synonyms: Acrylonitrile monomer, Cyanoethene, Cyanoethylene, Propenenitrile, Vinyl cyanide, Vinylcyanide

SMILES: C1=CC=C(C=C1)C=CC#N

### II. PHYSICO-CHEMICAL PROPERTIES

**Table 1: Overview of the Physico-chemical Properties of Acrylonitrile**

Property	Value	Klimisch score	Reference
Physical state at 20°C and 101.3 kPa	Clear, colorless liquid with a faintly pungent odor.	2	ECHA
Melting point	-83.5°C	2	ECHA
Boiling point	77.3°C	2	ECHA
Density	0.8004 g/cm <sup>3</sup> @ 25°C 0.81 g/cm <sup>3</sup> @ 20°C	2	ECHA



Property	Value	Klimisch score	Reference
Vapor pressure	11.5 kPa @ 20°C 133.3 hPa @ 23.6°C	2	ECHA
Partition coefficient (log K <sub>ow</sub> )	1.04 @ 21°C	2	ECHA
Water solubility	73 g/L @ 20°C	2	ECHA
Flash point	0°C	2	ECHA
Auto flammability	481°C	2	ECHA
Viscosity	0.34 mPa s @ 25°C	2	ECHA

### III. ENVIRONMENTAL FATE PROPERTIES

#### A. Summary

Acrylonitrile is inherently biodegradable. Several studies indicate that acrylonitrile does not meet the criteria for ready biodegradability. However, other studies present significant decreases in concentration in environmental media. Acrylonitrile does undergo biodegradation in a variety of circumstances; it does not meet criteria for bioaccumulation.

#### B. Biodegradation

Acrylonitrile is inherently biodegradable.

In an inherent biodegradability: modified MITI II (OECD 302C) test, degradation was 61% after 14 days (determined by BOD (NO<sub>2</sub>)); 96% after 14 days (determined by BOD (NH<sub>3</sub>)); 100% after 14 days (determined by TOC removal); and 100% after 28 days (determined by GC) (ECHA) [Kl. score = 1].

In an inherent biodegradability: modified MITI I (OECD 301C) test, degradation was 15% after 28 days (determined by BOD (NO<sub>2</sub>)); 23% after 28 days (determined by BOD (NH<sub>3</sub>)); 38% after 28 days (determined by TOC removal); and 44% after 28 days (determined by GC) (ECHA) [Kl. score = 1].



## C. Environmental Distribution

### Adsorption/desorption

No experimental data are available for acrylonitrile. Using KOCWIN in EPISUITE™ (EPA, 2019), the estimated  $K_{oc}$  value from  $\log K_{ow}$  is 28.55 L/kg. The estimated  $K_{oc}$  value from the molecular connectivity index (MCI) is 8.511 L/kg.

## D. Bioaccumulation

There are no bioaccumulation studies on acrylonitrile. Acrylonitrile is not expected to bioaccumulate based on a  $\log K_{ow}$  of 1.04 (ECHA).

## IV. HUMAN HEALTH HAZARD ASSESSMENT

### A. Summary

### B. Acute Toxicity

Acrylonitrile is listed in Annex VI of the CLP Regulation (1272/2008/EC) with classification in Acute Toxicity Category 3, H301: Toxic if swallowed, H311: Toxic in contact with skin and H331: Toxic if inhaled. The available data are consistent with this harmonised classification and no change is proposed.

The acute toxicity data for acrylonitrile were reviewed in detail in the EU Risk Assessment Report (2004). The following summary is based largely on the EU RAR, supplemented by literature reviews conducted in 2014 and, more recently, in March 2017.

#### Oral

The EU RAR (2004) reviews the available data on the acute oral toxicity of acrylonitrile. Oral LD50 values for various species are reported to be in the range 25 -186 mg/kg bw with a species sensitivity of mouse>guinea pig>rabbit and rat. Following oral dosing, the mouse appears to be the most sensitive species, with oral LD50 values ranging from 28-48 mg/kg bw. The reported range in the guinea pig is 50-85 mg/kg bw, an oral LD50 of 93 mg/kg bw is reported in the rabbit, while in the rat the range of reported LD50 values is 72 -186 mg/kg bw (EU RAR, 2004).

Vernon et al., in a study carried out in 1969 but reported in the Journal of the American College of Toxicology in 1990, orally dosed four groups of 5 young adult male CF Nelson rats with 50, 100, 200 and 400 mg/kg bw acrylonitrile and observed them for 14 days.



All deaths occurred during the first 24 hours with no significant clinical signs being observed; the acute oral LD50 was calculated to be 81 (62 -107) mg/kg bw.

Rao et al. (2013) report an acute 24-hour LD50 of 95.1 mg/kg bw in female Wistar rats. The acute oral LD50 of acrylonitrile is lower in mice than in rats, as would be expected based on the comparative metabolism. The oral LD50 in mice was reported by Tullar (1947) to lie between 25-48 mg/kg bw, as summarised in WHO (1983). Tanii & Hashimoto (1984) reported similar values of 27 and 38 mg/kg bw. These values, however, appear artificially low. Ghanayem et al. (2002) dosed mice with 20 mg/kg bw/d on five days per week for 2 years without any observable cyanosis. Leonard (1981) also dosed mice with 30 mg/kg bw and found no lethality. Tanii (1989) administered mice 60 mg/kg bw and observed 80% mortality, but subsequently administered 79 mg/kg bw without lethality. Data indicate that mice excrete a higher percentage of administered acrylonitrile as thiocyanate (and hence appear to metabolise more acrylonitrile to cyanide) than rats or humans (EU RAR, 2004). Reported oral LD50 values for acrylonitrile in various species lie in the range 25 -186 mg/kg bw (GDCh/BUA, 1995). No human data are identified.

#### Dermal

Dermal LD50 values for various species are in the range 148 -693 mg/kg bw, with the rat being the most sensitive species (BUA, 1995). In a study by Vernon et al. (1969) a single dose of 200 mg/kg bw was applied to the intact skin of 15 young adult male rabbits and occluded for an exposure period of 24 hours. This study resulted in death of all animals within the first 24 hours, with no clinical signs being noted. The acute dermal LD50 of acrylonitrile in this study was therefore <200 mg/kg bw. Roudabush et al. (1965) reported an LD50 for the rabbit of 226 mg/kg bw. In a more recent rat study (SNF, 2005), acrylonitrile administered topically with occlusion at a dose level of 200 mg/kg bw for 4 hours resulted in 10% mortality (1 of 10 rats). Human data also indicate a potential for systemic toxicity following dermal exposure to acrylonitrile.

#### Inhalation

The LC50 values reported for a range of species following a 4-hour inhalation exposure lie in the concentration range of 0.3 -1.21 mg/L. Dudley & Neal (1942) investigated the susceptibility of rats, guinea pigs, rabbits, cats, dogs and monkeys to a single 4-hour exposure to varying concentrations of acrylonitrile. The results indicated that rabbits were moderately susceptible; exposure to 260 ppm (0.56 mg/L) for 4 hours caused 100% mortality in 4 -5 hours, while a level of 135 ppm produced marked but transitory effects. Rats and cats were of about equal susceptibility, 100% mortality being observed in rats within 2-6 hours of exposure to 635 ppm (1.38 mg/L) and in cats within 1.5 hours of exposure to 600 ppm (1.30 mg/L). Exposure of two monkeys to 90 ppm (0.196 mg/L) produced only slight transitory effects. Delayed mortality (25%) was observed in guinea pigs exposed to a level of 575 ppm (1.25 mg/L) as a result of lung oedema 3 -5 days following exposure. In general guinea pigs appeared to be less sensitive than rats following inhalation exposure, but the lethality in both species after administration by





other routes is comparable. Dudley & Neal (1942) report that the dog was the most sensitive species. Exposure to 110 ppm (0.24 mg/L) acrylonitrile was fatal in 2 out of 3 dogs exposed, while a 4-hour exposure to a level of 100 ppm resulted in convulsions followed by coma in 2 out of 3 dogs. One of these dogs recovered completely within 48 hours while the other showed partial paralysis of the hind legs for 3 days. The third dog exposed to 100 ppm acrylonitrile showed severe salivation during the test but recovered fully within 24 hours. At an exposure level of 29 ppm (0.063 mg/L) for 4 hours, signs of toxicity in dogs were confined to slight salivation.

With regard to the acute lethality of acrylonitrile in animals, dogs appeared to be the most sensitive species following exposure via inhalation but the dataset for dogs is limited. At least some of the species variability in the toxic response to acrylonitrile may be a function of the cyanide metabolite and activity levels of rhodanese. It is reported that dogs have relatively low concentrations of rhodanese and rats have relatively high concentrations; overall species variability was about 3-fold. Data from studies of rats provide the most extensive evaluation of exposure durations and the best definition of dose response. A total of seven rat studies were identified that contain information useful for calculating the 4 -hour or 1 -hour LC50 of acrylonitrile.

### **C. Irritation**

A number of skin irritation and eye irritation studies are available. Studies are of variable design but indicate that acrylonitrile is a skin irritant (but not corrosive) and a severe eye irritant. The animal data are also consistent with experiences of accidentally exposed workers. Findings from animal studies and human experience also indicate that the substance is a respiratory irritant.

In a guideline-comparable study (Vernon et al., 1990), 0.5 mL acrylonitrile was applied for 24 hours under occlusive conditions to the shorn (intact and abraded) dorsal skin of six New Zealand White rabbits. Dermal reactions were assessed at 24 and 72 hours following application and mean scores (24 and 72 hour) scores (on a scale of 0 to 4) for both erythema and oedema are reported. The mean score both erythema and oedema was 3.6, with slightly higher scores reported for abraded skin. This study that acrylonitrile is a skin irritant and should be classified as such. The EU RAR also reviews the available animal data on the skin irritation of acrylonitrile. The dataset consists of two studies, the most reliable of which is that of Vernon et al (1990). Both studies are consistent in indicating that acrylonitrile is a skin irritant. The animal data are consistent with experience of skin irritation in workers following accidental exposure. No further testing is proposed.

In a guideline-comparable study (DuPont, 1975), 0.1 mL acrylonitrile was instilled into the conjunctival sac of the right eye of two rabbits. After 20 seconds the treated eye of one of the rabbits was washed with tap water for 1 minute, the other rabbit remained unwashed. Corneal opacity/conjunctive irritation occurred up to 3 days in the washed eye and up to 21 days in the unwashed treated eye. Acrylonitrile was therefore found to



be an eye irritant under the conditions of this study; the lack of complete reversibility of corneal effects within the 21-day study period supports the harmonised classification of the substance for serious eye damage (Cat 1). Several additional rabbit studies are reported in the EU RAR document; the individual study designs and quality vary, however the results are consistent in demonstrating that acrylonitrile is an eye irritant. The EU RAR concludes that classification of acrylonitrile for serious eye damage is appropriate. This classification is also consistent with human experience.

No specific animal studies of respiratory irritancy such as the Alarie test have been carried out. The EU RAR states that both long-term and short-term toxicity studies in a range of species indicate that acrylonitrile has irritant effects on the upper respiratory tract. Occupational exposure has also been reported to result in respiratory irritation.

#### **D. Sensitization**

Acrylonitrile is listed on Annex VI of the CLP Regulation with classification for skin sensitisation (H317: may cause an allergic skin reaction'. In addition, there are also reports of sensitisation in exposed workers.

A guideline-compliant Maximisation assay is also reported (Koopmans & Daamen, 1989). In this study, sensitisation was induced by intradermal injection of 2.5% acrylonitrile and an epidermal application of 2% acrylonitrile. Animals challenged with acrylonitrile concentrations of 0.5% and 1.0% acrylonitrile showed a 95% positive sensitisation rate. Exposure to 0.2% on challenge caused an 80% sensitisation rate.

No animal data are available for assessing respiratory sensitisation; there is no recognised validated test guideline for the investigation of this endpoint. There are no reports, from exposed workers of occupational asthma, which indicates that acrylonitrile does not have the potential to cause respiratory sensitisation.

#### **E. Repeated Dose Toxicity**

Repeated exposure to acrylonitrile results in damage to the kidney, gastrointestinal tract, central nervous system and adrenal gland. The respiratory tract is also affected following repeated exposure by inhalation. Dogs appear to be the most sensitive species to exposure to acrylonitrile by inhalation, with mortalities being seen at exposure levels causing no deaths in other species, however no reliable long-term oral study has been carried out in the dog. In relation to target organ toxicity, the central nervous system appears to be a primary target organ, with neurofunctional changes being observed, although the evidence for frank neurotoxicity is limited. Nephrotoxicity is observed at high dose levels. Gastrointestinal lesions seen following oral dosing may in part be due to a local irritant effect. The neurotoxicity of acrylonitrile can partly be explained by cyanide released during metabolism. Other effects may occur through the alkylation of molecules in the central nervous system by the reactive epoxide metabolite



CEO. Additionally, acrylonitrile itself is capable of non-enzymatically cyanoethylating essential functional groups in the body. All of these factors may contribute to the overall toxicity of acrylonitrile.

For repeated dose toxicity by the oral route, the key study is the F344 rat drinking water study of Johannsen & Levinskas (1980), from which a NOAEL of 3 ppm (equivalent to average daily dose levels of 0.25 mg/kg bw/d in males and 0.36 mg/kg bw/d in females) was derived. Groups of F344 rats were exposed to acrylonitrile in the drinking water for approximately 2 years as part of a combined chronic toxicity/carcinogenicity study, at doses of 0, 1, 3, 10, 30 and 100 ppm. The study was terminated at 23 months in females because of low survival rates. The males were exposed for 26 months. A consistent decrease in survival, reduced bodyweight and reduced water intake, and small reductions in haematology parameters were observed in both sexes of the 100 ppm group. Mortality was significantly increased compared to controls in the 100 ppm group, while mortality in the males receiving 10 ppm and the females receiving 3 and 30 ppm was also significantly greater than controls. Organ to body weight ratios at various study intervals were consistently elevated in the high dose groups, and were thought to be related to the lower body weights seen in this group. Due to the lack of a dose response relationship in the female mortality data, the NOAEL was considered to be 3 ppm for both males and females; equivalent to average daily dose levels of 0.25 mg/kg bw/d in males and 0.36 mg/kg bw/d in females.

A number of additional repeated dose oral toxicity studies are summarised in the EU RAR. Refer to this document for further documentation.

#### Dermal

No data are available for the repeated dose toxicity of acrylonitrile by the dermal route; however studies are not required as comprehensive data are available for repeated dose toxicity by the oral and inhalation routes. Testing by the inhalation route is considered to be most relevant (with regard to the likely route of occupational exposure) for a volatile liquid. Based on kinetic considerations, the systemic dermal toxicity of acrylonitrile is not predicted to be fundamentally different to that seen following oral and/or inhalation exposure, therefore specific data for this route are not required. Due to the irritant and sensitising properties of the substance, it is likely that the effects of repeated dose dermal exposure will be dominated by local (site of contact) effects which will severely limit systemic exposure to the substance and consequently limit the relevance of the study. The use of engineering controls and PPE will also minimise dermal exposure to the substance under normal occupational conditions. Testing is therefore not scientifically justified and additionally cannot be supported on grounds of animal welfare.

#### Inhalation

For repeated dose inhalation toxicity, the key study is the 2-generation rat study of Nemec et al. (2008), a two-generation reproductive toxicity study in Sprague-Dawley



rats; the data presented here relate to the repeated dose inhalation toxicity to parental animals. Twenty-five rats/sex/group were exposed to vapour atmospheres of acrylonitrile via whole-body inhalation at concentrations of 0, 5, 15, 45 and 90 ppm, 6 hours daily, on 7 days a week for 10 weeks. Males were exposed for 10 weeks prior to mating and throughout mating until one day prior to termination. Females were exposed for 10 weeks prior to mating and throughout mating, gestation, and lactation until 1 day prior to termination. Exposure of the dams was suspended for 5 days following parturition (lactation days 0 -4) to avoid confounding nesting and nursing behaviour and neonatal survival. Exposure of the dams resumed on Day 5; rats were removed from the litters for 6 hours exposure at about the same time each day. There were no exposure-related mortalities. Bodyweight gain was significantly reduced at 45 and 90 ppm. Food consumption was also reduced at these dose levels, but the difference was only significant at 90 ppm. Clinical signs indicative of the irritant properties of acrylonitrile were observed in rats exposed to 90 ppm throughout the exposure period and within 1 hour of cessation of exposure; the irritant effects of the test material did not generally persist to the following day. Acrylonitrile-related microscopic alterations were limited to morphologically similar nasal lesions in the F0 males and females at 45 ppm, F1 males at 5, 15, and 45 ppm, and the F1 females at 15 and 45 ppm. Four levels of the nasal cavity were examined microscopically for the 5, 15, and 45 ppm groups. Lesions showed a clear exposure-response relationship in incidence and included respiratory/transitional epithelial hyperplasia, sub-acute inflammation, squamous metaplasia, and/or degeneration of the olfactory epithelium. The majority of the lesions were present in the most rostral section (level I) of the nasal tissues examined and are consistent with site-of-contact irritation resulting from exposure to irritant chemicals as reported in the literature by a number of authors. All of the nasal lesions noted in this study are common findings in the nasal epithelium of the rat following sub-chronic to chronic inhalation exposure with an irritating compound and represent the effects of local irritation, rather than a systemic effect. No other treatment-related histopathological findings were noted at any exposure level. Based on the incidence of local irritant effects in the nasal cavity at all exposure levels, a NOAEC cannot be determined for this study. A LOAEC of 5 ppm was determined.

The EU RAR summarises a number of additional studies investigating the repeated exposure inhalation toxicity of acrylonitrile. The studies were not of standard design or are considered to be of questionable quality, and therefore are not considered to be of critical relevance for this dossier.

#### **F. Genotoxicity**

The genotoxicity of acrylonitrile has been extensively investigated in a large number of standard and non-standard studies in vivo. A number of expert reviews are also available.

The mutagenicity of acrylonitrile has been investigated in a large number of bacterial mutation assays. The results of studies in *Salmonella* strains sensitive to frameshift



mutation (TA97, TA98, TA1537, TA1538) are almost entirely negative, whereas mostly positive results are reported in *Salmonella* strains (TA100, TA1530, TA1535, TA1950) carrying the hisG46 allele and sensitive to GC to AT base pair substitution. It is notable that studies in TA102, which is considered to be sensitive to oxidative damage, have proved to be largely negative. Studies of bacterial mutation in *E. coli* strains have given mixed results, although more recent studies in strains WP2, WP2uvrA, and WP2(PKM101) have more consistently reported positive results in the presence of metabolic activation. WP2 tester strains include an AT base pair as the critical site. Fungal studies in *S. cerevisiae* and *Schizosaccharomyces pombe* have given mixed results for gene mutation endpoints but more consistently positive results for chromosomal level mutation, both with and without metabolic activation. A positive result has also been reported for aneuploidy/non-disjunction in *Aspergillus nidulans*.

In mammalian cell studies, a number of positive results are reported for acrylonitrile in L5178Y mouse lymphoma cells (Tk locus) both with and without metabolic activation; negative results are reported for this cell line at the oua locus. L5178Y cells are particularly sensitive to mutations, in part because they have a mutation in the P53 tumour suppressor gene, but also because they may be especially sensitive to oxidative damage. The results of studies in other cell lines are variable, with both negative and positive results reported. There is no consistent association with metabolic activation; some studies report positive results with activation only, others both with and without activation. Molecular analyses indicate that point mutations (for CEO involving AT and GC pairs) may predominate over deletion mutations. In mammalian cells, the potential of acrylonitrile to induce clastogenicity has been investigated in human peripheral blood lymphocytes, CHO, CHL and metabolically competent rat liver RL4 cell lines. Many studies have reported positive results for the induction of structural aberrations, with most requiring metabolic activation. There is no evidence for the induction of numerical aberrations.

#### Studies in vivo

Investigation of mutagenicity and clastogenicity in appropriate animal models is of most relevance in terms of carcinogenic potential; the models used generally incorporate relevant toxicokinetic, toxicodynamic and metabolic factors all of which could potentially influence the genetic toxicity potential of the test substance.

Exposure of rats by inhalation to acrylonitrile at concentrations of up to 500 ppm for 90 days did not result in observable effects on cells of the bone marrow (Johnson et al., 1978). No effects were observed in the bone marrow cells of mice administered acrylonitrile by gavage at dose levels of up to 21 mg/kg bw/d for up to 30 days, following intraperitoneal injection with dose levels of up to 20 mg/kg bw/d for up to 30 days; similarly no effects were seen in the bone marrow of rats administered acrylonitrile by gavage at a dose level of 40 mg/kg bw/d for 16 days (Rabello-Gay & Ahmed, 1980). Leonard et al., (1981) showed no induction of bone marrow micronuclei



or chromosomal aberrations following the intraperitoneal injection of a single dose of acrylonitrile at a dose level of 20 or 30 mg/kg bw. No increase in the proportion of bone marrow cells was demonstrated in mice following inhalation exposure to dose levels of up to 140 mg/kg bw/d equivalent (Zhurkov et al., 1983) or following a single intraperitoneal injection of up to 60 mg/kg bw (Sharief et al., 1986). Similar negative effects were seen in mice administered acrylonitrile by single or repeated intraperitoneal injection (10 mg/kg bw) or by single (5, 10 mg/kg bw) or repeated (20 mg/kg bw) gavage dosing (Nesterova et al., 1999). The high quality NTP study (NTP, 2001) also showed no evidence of increased micronuclei formation in the peripheral blood NCEs of mice in a 14-week gavage study at dose levels of up to 60 mg/kg bw/d.

A small number of dominant lethal studies performed with acrylonitrile have reported negative results following administration by intraperitoneal injection in mice (Leonard et al., 1981), inhalation exposure of mice (Zhurkov et al., 1983) and in rats following gavage administration (Working et al., 1987).

An unpublished abstract of a study of the induction of Hprt mutations in the splenic lymphocytes of mice administered acrylonitrile by gavage for 6 weeks (Walker & Ghanayem, 2003) reports positive results in normal mice at the highest dose level tested of 20 mg/kg bw/d and in CYP2E1 knock-out mice at the highest dose level tested of 60 mg/kg bw/d (which was lethal to normal mice). Results indicate the requirement for metabolic (or enhancement by) oxidative metabolic activation of mutagenicity and also the involvement of mechanisms other than direct DNA-reactive mutagenicity. An study of Lac Z mutagenicity in the Mutamouse model using administration of acrylonitrile in the drinking water at dose levels of up to 750 ppm for 4 weeks and with a 7-week expression period reports negative findings in all tissues investigated (bone marrow, lung, splenic lymphocytes, male germ cells and brain). This assay detects point mutations, therefore indicating that the positive response in the previous study is attributable to large scale changes.

### **G. Carcinogenicity**

The carcinogenicity of acrylonitrile has been investigated in a large number of studies in rats and mice, using oral (gavage, drinking water) and inhalation exposure. The body of literature is much too broad to summarize here, but the results of the studies indicate that acrylonitrile is a multi-site carcinogen in rodent species. However, the IARC downgraded their carcinogenicity classification of acrylonitrile to Group 2B (possibly carcinogenic to humans). This assessment was based on a consideration of the genotoxicity data, animal carcinogenicity and human epidemiological data. It was concluded that, while acrylonitrile was mutagenic in vitro, the results of studies in vivo were largely negative. The clear evidence of carcinogenicity in studies in experimental animals was not considered to be reflected in the epidemiology. The IARC concluded that, on balance, and given the largely unsupportive findings from the other epidemiology studies, the evidence of an increased incidence of lung cancer reported in exposed workers in one early study was not considered to be sufficiently strong to



conclude that there was a credible association between acrylonitrile exposure and lung cancer. The earlier indications of an increased cancer risk in workers exposed to acrylonitrile were therefore not confirmed by the more recent studies, which were also considered to be more informative.

Kirman et al (2005) were able to show the link between occupational human exposure and the results of the rodent cancer assays by modelling the exposure concentrations of the metabolite (2-cyanoethylene oxide or CEO, cyanide). A cancer dose–response assessment was conducted for acrylonitrile (AN) using updated information on mechanism of action, epidemiology, toxicity, and pharmacokinetics. Although more than 10 chronic bioassays indicate that AN produces multiple tumors in rats and mice, a number of large, well-conducted epidemiology studies provide no evidence of a causal association between AN exposure and cancer mortality of any type. The epidemiological data include early industry exposures that are far higher than occur today and that approach or exceed levels found to be tumorigenic in animals. Despite the absence of positive findings in the epidemiology data, a dose–response assessment was conducted for AN based on brain tumors in rats. Mechanistic studies implicate the involvement of oxidative stress in rat brain due to CEO, but do not conclusively rule out a potential role for the direct genotoxicity of CEO. A PBPK model was used to predict internal doses (peak CEO in brain) for 12 data sets, which were pooled together to provide a consistent characterization of the dose–response relationship for brain tumor incidence in the rat. The internal dose corresponding to a 5% increase in extra risk (ED05 D 0.017 mg/L brain) and its lower confidence limit (LED05 D 0.014 mg/L brain) was used as the point of departure. The ED05 and LED05 correspond to human equivalent concentrations of 25.9 and 21.3 mg/m<sup>3</sup>, respectively, for inhalation exposures, and to human equivalent doses of 2.1 and 1.7 mg/kg-day, respectively, for oral exposures.

#### **H. Reproductive and Developmental Toxicity**

The reproductive toxicity of acrylonitrile has been investigated in a number of studies. A two-generation inhalation toxicity study (Nemec et al., 2008) study is considered to be key to the assessment of the reproductive toxicity of acrylonitrile as it includes a comprehensive investigation of a number of relevant parameters and uses an appropriate route of exposure. Sprague-Dawley rats (25/sex/group) were exposed (whole body) by inhalation (6 hours/day) to acrylonitrile vapour at concentrations of 0, 5, 15, 45 or 90 ppm. F0 animals were exposed for 10 weeks prior to mating and throughout mating, gestation and lactation of the subsequent F1 litters. Selected F1 offspring were then similarly exposed following weaning and mated to produce F2 litters. In addition to standard reproductive indices, the study included assessment of oestrus cyclicity and sperm parameters. Postmortem investigations of parental animals included detailed histopathological assessment of the reproductive system and associated organs/tissues, detailed histopathological assessment of brain and nasal tissues. Offspring were additionally investigated for developmental ontogeny. F1 animals exposed to 90 ppm acrylonitrile showed excessive toxicity, therefore this exposure level was not investigated further. Mortality was unaffected by exposure.



Systemic toxicity in exposed adult rats was limited to reduced weight gain and food consumption and increased liver weights at 45 and 90 ppm. Local toxicity (nasal irritation) was apparent during and immediately following exposure to 90 ppm; histopathological effects on the nasal tissues consistent with local irritation were also seen in some animals in all exposure groups in the F1 generation, although a NOAEC of 15 ppm for this effect was apparent in the F0 generation. The difference for this effect is attributable to the age at first exposure (8 weeks for F0, 4 weeks for F1) and may be related to differences in nasal morphology, dosimetry. There was no evidence of any effect on reproductive parameters, tissues or organs of the reproductive system. Effects on offspring were limited to bodyweight effects.

Neal et al. (2009) provided a review of published and unpublished animal reproductive toxicity studies, human epidemiology studies, other non-standard investigative studies and relevant endpoints from other toxicology studies and discuss the potential of acrylonitrile to cause reproductive toxicity in exposed humans. The authors concluded that no data were seen in animal studies supporting an increased incidence of stillbirths, pre-term or post-term deliveries or maternal mortality following exposure to acrylonitrile at dose levels producing other evidence of systemic toxicity. There was very weak support in the animal data for increased infant mortality, with pup deaths increased only at the high dose level in a single generation of a three-generation reproductive toxicity study. The pup deaths may have been contributed to by decreased water intake of the dams. No evidence of increased pup mortality was seen in the two-generation inhalation reproductive toxicity study, considered to have the highest confidence level. There is no robust evidence for male-mediated toxicity, with only one equivocal study of poor quality reporting a positive result (Ahmed et al., 1992), and other studies, including a well-conducted dominant lethal study (Working et al., 1987) showing no effects. Effects on male reproductive toxicity (changes in sperm parameters or testicular degeneration) were reported in three studies, one of moderate quality (Tandon et al., 1988) and two of very poor quality. However, several other high- or moderate-quality evaluations showed no effects on the testes or on andrology data, including the Nemec et al. (2008) inhalation reproductive toxicity study, which included the most comprehensive evaluation of these parameters.

## **V. DERIVATION OF TOXICOLOGICAL REFERENCE AND DRINKING WATER GUIDANCE VALUES**

The toxicological reference values developed for acrylonitrile follow the methodology discussed in enHealth (2012). The approach used to develop drinking water guidance values is described in the Australian Drinking Water Guidelines (ADWG, 2011). Drinking water guidelines have been developed using the Reference dose (RfD) approach and the drinking water guidance value. Because acrylonitrile is considered carcinogenic to humans via the oral route of exposure, drinking water guidance value using the guidelines will be developed based on cancer endpoints, which traditionally do not follow this approach. For the purposes of this evaluation, given that drinking water is





not a realistic route of exposure for workers, the RfD approach was adapted for acrylonitrile.

Kirman et al (2005) conducted a cancer dose–response assessment for acrylonitrile using updated information on mechanism of action, epidemiology, toxicity, and pharmacokinetics. A PBPK model was used to predict internal doses (peak CEO in brain) for 12 data sets, which were pooled together to provide a consistent characterization of the dose–response relationship for brain tumor incidence in the rat. The internal dose corresponding to a 5% increase in extra risk (ED05, 0.017 mg/L brain) and its lower confidence limit (LED05; 0.014 mg/L brain) was used as the point of departure. For this evaluation, LED05, which corresponds to 1.7 mg/kg-day for oral exposures was used as the NOAEL.

#### *Oral Reference Dose (oral RfD)*

$$\text{Oral RfD} = \text{NOAEL} / (\text{UF}_A \times \text{UF}_H \times \text{UF}_L \times \text{UF}_{\text{Sub}} \times \text{UF}_D)$$

Where:

$\text{UF}_A$  (interspecies variability) = 3.2

$\text{UF}_H$  (intraspecies variability) = 6.4

$\text{UF}_L$  (LOAEL to NOAEL) = 10

$\text{UF}_{\text{Sub}}$  (subchronic to chronic) = 1

$\text{UF}_D$  (database uncertainty) = 1

The values for these uncertainty factors were described in Kermin et al. (2005) and summarized here.

- $\text{UF}_A$ : Consistent with the  $\text{UF}_A$  value used for the oral RfD, the default value of 10 for  $\text{UF}_A$  can be treated as two specific factors of 3.2 for kinetic variation and 3.2 for dynamic variation. Because PBPK models were used to account for kinetic differences between rats and humans, thereby improving the confidence in the interspecies extrapolation, the kinetic component of  $\text{UF}_A$  was set equal to one. For the dynamic component of  $\text{UF}_A$ , a value of 3.2 was used nonlinear approach to account for potential dynamic differences between rats and humans.
- $\text{UF}_H$ : The default value of 10 can also be treated as two specific factors of 3.2 for kinetic variation and 3.2 for dynamic variation. A factor of 2.0 was combined with the default factor of 3.2 for human variation in toxicodynamics to yield an  $\text{UF}_H$  value of 6.4 to account for the use of a PBPK model and variability analysis to address human variation for peak CEO in brain following oral exposure.
- $\text{UF}_L$ : The authors conclude that a 5% response level reflects a fairly significant response and cannot be treated as a NOAEL for an effect of this severity. A  $\text{UF}_L$  of 10 was selected to account for the 5% increase in risk.



Applying the RfD and the uncertainty factors results in an oral reference

$$\text{Oral RfD} = 1.7 / (3.2 \times 6.4 \times 10 \times 1 \times 1) = 1.7 / 200 = 0.009 \text{ mg/kg-day}$$

#### *Drinking water guidance value*

Drinking water guidance value = (animal dose) x (human weight) x (proportion of intake from water) / (volume of water consumed) x (safety factor)

Using the oral RfD,

Drinking water guidance value = (oral RfD) x (human weight) x (proportion of water consumed) / (volume of water consumed)

where:

Human weight = 70 kg (ADWG, 2011)

Proportion of water consumed = 10% (ADWG, 2011)

Volume of water consumed = 2L (ADWG, 2011)

$$\text{Drinking water guidance value} = (0.009 \times 70 \times 0.1) / 2 = 0.03 \text{ mg/L}$$

## **VI. HUMAN HEALTH HAZARD ASSESSMENT OF PHYSICO-CHEMICAL PROPERTIES**

\_\_\_\_\_ does not exhibit the following physico-chemical properties:

- Explosivity
- Flammability
- Oxidizing potential

## **VII. ENVIRONMENTAL HAZARD ASSESSMENT**

### **A. Summary**

### **B. Aquatic Toxicity**

#### Acute Studies

Table 2 lists the results of acute aquatic toxicity studies conducted on acrylonitrile.

**Table 2: Acute Aquatic Toxicity Studies on Acrylonitrile**

Test Species	Endpoint	Results (mg/L)	Klimisch score	Reference
<i>Oryzias latipes</i>	96-hr LC <sub>50</sub>	5.1	1	ECHA
<i>Daphnia magna</i>	48-hr EC <sub>50</sub>	2.5	1	ECHA
<i>Pseudokirchneriella subcapitata</i>	72-hr EC <sub>50</sub>	10	1	ECHA

### Chronic Studies

The 30-day LOEC to *Pimephales promelas* in a fish early life stage test was 0.34 mg/L. A NOEC of 0.17 mg/L is derived by LOEC/2. (ECHA) [Kl. score = 2].

The 21-day NOEC from a *Daphnia* reproduction test is 0.5 mg/L (ECHA) [Kl. score = 2].

The 72-hr NOEC to *Pseudokirchneriella subcapitata* is 0.95 mg/l based on growth rate (ECHA) [Kl. score = 1].

### **C. Terrestrial Toxicity**

No studies are available.

### **D. Calculation of PNEC**

The PNEC calculations for acrylonitrile follow the methodology discussed in DEWHA (2009).

#### PNEC water

Experimental results are available for three trophic levels. Acute E(L)C<sub>50</sub> values are available for fish (0.17 mg/L), invertebrates (2.5 mg/L), and algae (10 mg/L). Results from chronic studies are available for fish (0.34 mg/L), invertebrates (0.5 mg/L), and algae (0.95 mg/L). On the basis that the data consists of short-term studies for three trophic levels and long-term results studies for three trophic levels, an assessment factor of 10 has been applied to the lowest reported NOEC of 0.17 mg/L for fish. The PNEC<sub>water</sub> is 0.017 mg/L.



### PNEC soil

There are no toxicity data for terrestrial or soil organisms. Therefore, the PNEC<sub>soil</sub> was calculated using the equilibrium partitioning method. The PNEC<sub>soil</sub> is 0.002 mg/kg soil dry weight.

The calculations are as follows:

$$\begin{aligned} \text{PNEC}_{\text{soil}} &= (\text{Kp}_{\text{soil}}/\text{BD}_{\text{soil}}) \times 1000 \times \text{PNEC}_{\text{water}} \\ &= (0.17/1500) \times 1000 \times 0.017 \\ &= 0.002 \end{aligned}$$

Where:

K<sub>psoil</sub> = soil-water partition coefficient (m<sup>3</sup>/m<sup>3</sup>)

BD<sub>soil</sub> = bulk density of soil (kg/m<sup>3</sup>) = 1,500 [default]

$$\begin{aligned} \text{Kp}_{\text{soil}} &= \text{K}_{\text{oc}} \times \text{f}_{\text{oc}} \\ &= 8.511 \times 0.02 \\ &= 0.17 \end{aligned}$$

Where:

K<sub>oc</sub> = organic carbon normalised distribution coefficient (L/kg). The K<sub>oc</sub> for acrylonitrile based on the molecular connectivity index (MCI) is 8.511 L/kg (EPA, 2018).

F<sub>oc</sub> = fraction of organic carbon in soil = 0.02 [default].

## **VIII. PBT Assessment**

The methodology for the Persistent, Bioaccumulative and Toxic (PBT) substances assessment is based on the Australian and EU Reach Criteria methodology (DEWHA, 2009; ECHA, 2008).

Acrylonitrile is inherently biodegradable; thus, it does not meet the screening criteria for persistence.

Based on a measured log K<sub>ow</sub> of 1.04, acrylonitrile does not meet the screening criteria for bioaccumulation.

The lowest chronic NOEC for acrylonitrile is >0.1 mg/L. The acute E(L)C<sub>50</sub> values are >1 mg/L. Thus, acrylonitrile does not meet the criteria for toxicity.

The overall conclusion is that acrylonitrile is not a PBT substance.



## IX. CLASSIFICATION AND LABELING

### A. Classification

Flammable liquid – category 2

Carcinogenicity – category 1B

Acute toxicity – category 3

Acute toxicity – category 3

Specific target organ toxicity (single exposure) – category 3

Skin irritation – category 2

Eye damage – category 1

Hazardous to the aquatic environment (chronic) – category 2

Skin sensitisation – category 1

### B. Labelling

Danger

### C. Pictogram



## X. SAFETY AND HANDLING

### A. FIRST AID

#### Eye Contact

Rinse cautiously with water for several minutes. Remove contact lenses, if present and easy to do. Continue rinsing. Immediately call a poison control center or doctor/physician

#### Skin Contact

Remove all contaminated clothing. Rinse skin with water/shower. Call a poison center or doctor/physician if you feel unwell. Wash contaminated clothing before reuse. If skin irritation or rash occurs: Get medical advice/attention

#### Inhalation

Remove victim to fresh air and keep at rest in a position comfortable for breathing. Call a poison center or doctor/physician



#### Ingestion

Do not induce vomiting. Call a physician or Poison Control Center immediately. Rinse mouth.

#### Notes to Physician

Causes severe eye damage. May cause allergic skin reaction. Inhalation of high vapor concentrations may cause symptoms like headache, dizziness, tiredness, nausea and vomiting: Symptoms of allergic reaction may include rash, itching, swelling, trouble breathing, tingling of the hands and feet, dizziness, lightheadedness, chest pain, muscle pain or flushing.

Treat symptomatically

#### Medical Conditions Aggravated by Exposure

No data available

#### Emergency Personnel Protection

Avoid contact with – or ingestion of – the chemical. Acrylonitrile is flammable; take precautionary measures against static discharge.

### **B. FIRE FIGHTING INFORMATION**

#### Extinguishing Media

Use water spray, alcohol-resistant foam, dry chemical or carbon dioxide. Cool closed containers exposed to fire with water spray.

#### Specific Exposure Hazards

In advanced or massive fires, fire-fighting should be done from a safe distance or a protected location. Isolate for 1/2 mile in all directions if tank car or truck is involved in fire.

Vapors may form explosive mixtures with air. Vapors are heavier than air and may travel to source of ignition and flash back. Liquid may float on water.  
Containers may explode when heated.

Hazardous Combustion Products: Nitrogen oxides (NO<sub>x</sub>) Carbon monoxide (CO) Carbon dioxide (CO<sub>2</sub>) Hydrogen cyanide (hydrocyanic acid)

#### Special Protective Equipment for Firefighters

Materials are too dangerous to health to expose fire fighters. A few whiffs of vapor could cause death or vapour or liquid could be fatal on penetrating the fire fighter's normal full protective clothing. The normal full protective clothing and breathing apparatus available to the average fire department will not provide adequate protection against inhalation or skin contact with these materials. Explosion hazard is moderate. It



is flammable and explosive at normal room temperatures. Can react violently with strong acids, amines, strong alkalis. Vapors may travel considerable distance to source of ignition and flash back. Dilute solutions are also hazardous (flash point of a solution of 2 percent in water is 70F). When heated or burned, toxic hydrogen cyanide gas and oxides of nitrogen are formed. As in any fire, wear self-contained breathing apparatus and full protective gear. Thermal decomposition can lead to release of irritating gases and vapors.

## **C. ACCIDENTAL RELEASE MEASURES**

### Personal Precautions

Ensure adequate ventilation. Use personal protective equipment. Keep people away from and upwind of spill/leak. Evacuate unprotected persons. Remove all sources of ignition. Take precautionary measures against static discharges.

### Environmental Precautions

Do not flush into surface water or sanitary sewer system.

### Steps to be Taken if Material is Released or Spilled

Keep in suitable, closed containers for disposal. Soak up with inert absorbent material. Remove all sources of ignition. Use spark-proof tools and explosion-proof equipment.

## **D. STORAGE AND HANDLING**

### General Handling

Wear personal protective equipment. Do not get in eyes, on skin, or on clothing. Use only under a chemical fume hood. Do not breathe vapors or spray mist. Do not ingest. Keep away from open flames, hot surfaces and sources of ignition. Use only non-sparking tools. To avoid ignition of vapors by static electricity discharge, all metal parts of the equipment must be grounded. Take precautionary measures against static discharges.

### Other Handling Precautions

Respiratory protection required if ventilation is not sufficient.  
Chemical is flammable and explosive at normal room temperatures.

### Storage

Keep away from heat and sources of ignition. Keep away from direct sunlight. Keep container tightly closed in a dry and well-ventilated place.

Can react violently with strong acids, amines, strong alkalis. Avoid strong acids, amines, alkalis. Incompatible with strong oxidizers (especially bromine) copper and copper alloys. Unstable, moderate hazard is possible when it is exposed to flames, strong acids, amines and alkalis.



## **E. EXPOSURE CONTROLS / PERSONAL PROTECTION**

### Occupational Exposure Standards

The workplace exposure standard for acrylonitrile in Australia is 2 ppm (4.3 mg/m<sup>3</sup>) as an 8-hr TWA. No STEL is listed.

### Engineering Controls

Ensure adequate ventilation, especially in confined areas. Use explosion-proof electrical/ventilating/lighting/equipment. Ensure that eyewash stations and safety showers are close to the workstation location.

### Personal Protection Equipment

#### *Respiratory Protection:*

Use approved respirator if exposure limits are exceeded or if irritation or other symptoms are experienced.

#### *Hand Protection:*

Protective gloves; inspect before use.

#### *Skin Protection:*

Long sleeved clothing.

#### *Eye protection:*

*Wear appropriate protective eyeglasses or chemical safety goggles*

#### *Other Precautions:*

Explosion hazard is moderate. It is flammable and explosive at normal room temperatures.

The vapour is heavier than air and may travel along the ground; distant ignition possible.

## **F. TRANSPORT INFORMATION**

UN Number 1093

Hazard Class 3

## **XI. DISPOSAL**

Disposal should be in accordance with all local, state, and federal regulations.





## **XII. REGULATORY INFORMATION**

AICS: Listed

## **XIII. REFERENCES**

ADWG (2011). National Water Quality Management Strategy. Australian Drinking Water Guidelines, Section 6, Australian Government, National Health and Medical Research Council, Natural Resource Management Ministerial Council.

Department of the Environment, Water, Heritage and the Arts [DEWHA] (2009). Environmental risk assessment guidance manual for industrial chemicals, Department of the Environment, Water, Heritage and the Arts, Commonwealth of Australia.

ECHA. ECHA REACH database: <http://echa.europa.eu/information-on-chemicals/registered-substances>

enHealth Human Risk Assessment [HHRA] (2012). Environmental Health Risk Assessment, Guidelines for Assessing Human Health Risks from Environmental Hazards. Office of Health Protection of the Australian Government Department of Health.

European Chemicals Agency [ECHA] (2008). Guidance on Information Requirements and Chemical Safety Assessment, Chapter R11: PBT Assessment, European Chemicals Agency, Helsinki, Finland.

Klimisch, H.J., Andreae, M., and Tillmann, U. (1997). A systematic approach for evaluating the quality of experimental and toxicological and ecotoxicological data. Regul. Toxicol. Pharmacol. 25:1-5.

U.S. Environmental Protection Agency [EPA] (2019). EPISuite™ v. 4.11, United States Environmental Protection Agency, Office of Pollution Prevention and Toxics and Syracuse Research Corporation. Available at: <https://www.epa.gov/tsca-screening-tools/epi-suite-estimation-program-interface>.



## ALCOHOLS, C6-12, ETHOXYLATED PROPOXYLATED

This dossier on alcohols, C6-12, ethoxylated propoxylated does not represent an exhaustive or critical review of all available data. Rather, it presents the most critical studies pertinent to the risk assessment of alcohols, C6-12, ethoxylated propoxylated in its use in drilling muds and hydraulic fracturing fluids. The information presented in this dossier was obtained primarily from the Human & Environmental Risk Assessment on Ingredients of European Household Cleaning Products: Alcohol Ethoxylates (HERA, 2009), and from the ECHA database that provides information on chemicals that have been registered under the EU REACH (ECHA). Where possible, study quality was evaluated using the Klimisch scoring system (Klimisch *et al.*, 1997).

### I. SUBSTANCE IDENTIFICATION

Chemical Name: Alcohols, C6-12, ethoxylated propoxylated

CAS RN: 68937-66-6

Molecular formula: Not available (UVCB substance)

Molecular weight: Not available (UVCB substance)

Synonyms: Alcohols, C10-16, ethoxylated propoxylated

SMILES: Not available (UVCB substance)

Alcohol ethoxylates (AE) are a class of non-ionic surfactants that have the basic structure  $C_{x-y}AE_n$ . The subscript (x-y) following the 'C' indicates the range of carbon chain units. The hydrocarbon chain can be either linear or branched. AEs also contain an ethylene oxide (E) chain attached to the alcohol. The degree of ethylene oxide polymerization is indicated by the subscript (n) which indicates the average number of ethylene oxide units.

NO INFORMATION IS AVAILABLE ON ALCOHOLS, C6-12, ETHOXYLATED PROPOXYLATED. ALL INFORMATION IN THIS DOSSIER HAS BEEN READ-ACROSS FROM SIMILAR ALCOHOL ETHOXYLATES.

### II. PHYSICO-CHEMICAL PROPERTIES



**Table 1: Overview of the Physico-chemical Properties of Alcohols, C6-C8-(Even Numbered, Linear) Ethoxylated (<2.5 EO) [CAS No. 1426148-68-6]**

Property	Value	Klimisch score	Reference
Physical state at 20°C and 101.3 kPa	Colorless, viscous liquid	1	ECHA
Melting Point	≤30°C	1	ECHA
Boiling Point	105°C	1	ECHA
Density	0.947 g/cm <sup>3</sup> @ 20°C	1	ECHA
Vapor Pressure	13.6 hPa @ 20°C	1	ECHA
Partition coefficient (log K <sub>ow</sub> )	1.5 @ 23°C	1	ECHA
Water Solubility	4 g/L @ 20°C	1	ECHA
Flash Point	111°C	1	ECHA
Auto flammability	230°C	1	ECHA
Viscosity	13.3 mPa s (dynamic) @ 20°C	1	ECHA

**Table 1: Overview of the Physico-chemical Properties of Alcohols, C9-11, Branched and Linear, Ethoxylated (1 – 2.5 moles ethoxylated) [CAS No. 160901-09-7, 68439-46-3]**

Property	Value	Klimisch score	Reference
Physical state at 20°C and 101.3 kPa	Colorless to light yellow liquid	2	ECHA
Melting Point	<20°C	1	ECHA
Boiling Point	260°C	2	ECHA
Density	0.94 g/cm <sup>3</sup> @ 20°C	1	ECHA
Vapor Pressure	Negligible	-	ECHA
Partition coefficient (log K <sub>ow</sub> )	3.74* @ 25°C	2	ECHA



Property	Value	Klimisch score	Reference
Water Solubility	Moderately soluble	2	ECHA
Flash Point	125°C	1	ECHA
Auto flammability	311°C	1	ECHA
Viscosity	11.12 cSt @ 40°C	1	ECHA

\*Weight-averaged log  $K_{oc}$  of whole substance based on normalized composition.

### III. ENVIRONMENTAL FATE PROPERTIES

#### A. Summary

Alcohols, C6-12, ethoxylated propoxylated is expected to be readily biodegradable. It has a low potential for bioaccumulation and a moderate potential for absorption to soil and sediment.

#### B. Biodegradation

In an OECD 301 B test, degradation of alcohols, C6-8 alkyl-(even, linear), ethoxylated (<2.5 EO) [CAS No. 1426148-68-6] was 63% in 28 days. The 10-day window was met (ECHA) [Kl. score = 1].

An alcohol ethoxylate, C9-11, branched (2.5 EO) [CAS No. 169107-21-5] was readily biodegradable, as indicated by degradation of 72% in 28 days in an ultimate aerobic biodegradability (CO<sub>2</sub> headspace) ISO 14593 water quality test (ECHA) [Kl. score = 2].

An alcohol ethoxylate, C9-11, branched (3 EO) [CAS No. 169107-21-5] was readily biodegradable, as indicated by degradation of 101% in 28 days in an ultimate aerobic biodegradability (CO<sub>2</sub> headspace) ISO 14593 water quality test (ECHA) [Kl. score = 2].

#### C. Environmental Distribution

##### Adsorption/desorption

No experimental data are available for alcohols, C6-12, ethoxylated propoxylated. Using KOCWIN in EPISUITE™ (EPA, 2019), the estimated  $K_{oc}$  values for surrogates of alcohols, C6-12, ethoxylated propoxylated are:

C6 linear alcohol, ethoxylated (2 EO): 10 L/kg (MCI) and 18.7 L/kg ( $K_{ow}$ )

C12 linear alcohol, ethoxylated (2 EO): 279.5 L/kg (MCI) and 464 L/kg ( $K_{ow}$ )



## **E. Bioaccumulation**

The BCF values for alcohol ethoxylates in fathead minnows have been reported to range from <5 to 387.5 (Toll et al., 2000). The uptake rates varied from 330 to 1660 (L x kg/d) and elimination rates varied from 3.3 to 59 per day (Toll et al., 2000). The high concentrations in fish is thought to be prevented by an efficient biotransformation of the alcohol ethoxylates, leading to a high elimination rate.

## **IV. HUMAN HEALTH HAZARD ASSESSMENT**

### **A. Summary**

### **B. Acute Toxicity**

The oral LD<sub>50</sub> in rats for C<sub>7-9</sub>AE<sub>6</sub> is >2,000 mg/kg (HERA, 2009) [Kl. score = 2]. The oral LD<sub>50</sub> in rats for C<sub>11</sub>AE<sub>9</sub> is 1,100 mg/kg (HERA, 2009) [Kl. score = 2]. The oral LD<sub>50</sub> in rats for C<sub>9-11</sub>AE<sub>2.5</sub> is between 4,000 and 10,000 mg/kg (HERA, 2009) [Kl. score = 2]. The oral LD<sub>50</sub> in rats for C<sub>9-11</sub>AE<sub>8</sub> is 1,200 mg/kg (HERA, 2009) [Kl. score = 2]. The oral LD<sub>50</sub> in rats for C<sub>12-13</sub>AE<sub>6.5</sub> is 2,100 mg/kg (HERA, 2009) [Kl. score = 2].

The 4-hour inhalation LC<sub>50</sub> value for C<sub>9-11</sub>AE<sub>5</sub> is >0.22 mg/L as a mist. The mass median aerodynamic diameter (MMAD) were 3.4 µm and 3.0 µm in the two exposure tests (HERA, 2009) [Kl. score = 2].

The acute dermal LD<sub>50</sub> of C<sub>7-9</sub>AE<sub>6</sub> is >2,000 mg/kg (HERA, 2009) [Kl. score = 2]. The acute dermal LD<sub>50</sub> of C<sub>9-11</sub>AE<sub>6</sub> is >2,000 mg/kg (HERA, 2009) [Kl. score = 2]. An acute dermal LD<sub>50</sub> values of >2,000 mg/kg were determined for C<sub>12-14</sub>AE<sub>3</sub> and C<sub>12-14</sub>AE<sub>6</sub> in two separate studies (HERA, 2009) [Kl. score = 2].

### **C. Irritation**

#### *Skin*

Application of C<sub>9-11</sub>AE<sub>9</sub> to the skin of rabbits for 4 hours under semi-occlusive conditions was found to be slightly irritating (HERA, 2009) [Kl. score = 2]. Application of C<sub>11</sub>AE<sub>9</sub> to the skin of rabbits for 4 hours under occluded conditions was found to be slightly irritating (HERA, 2009) [Kl. score = 2]. Application of C<sub>9-11</sub>AE<sub>6</sub> to the skin of rabbits for 24 hours under occluded conditions was found to be severely irritating (HERA, 2009) [Kl. score = 2].



## Eye

Instillation of C<sub>7-9</sub>AE<sub>12</sub> into the eyes of rabbits was minimally irritating (HERA, 2009). Instillation of C<sub>9-11</sub>AE<sub>6</sub> into the eyes of rabbits was moderately to severely irritating (HERA, 2009). Instillation of C<sub>7-9</sub>AE<sub>6</sub> into the eyes of one rabbit was severely irritating (HERA, 2009).

## D. Sensitization

In a guinea pig maximization test, alcohols, C6-C8-(even numbered, linear)-ethoxylated (<2.5 EO) was not considered to be a skin sensitizer (ECHA) [KI. score = 1].

In a guinea pig maximization test, C<sub>12-13</sub>AE<sub><2.5</sub> (CAS No. 66455-14-9) was not considered a skin sensitizer (ECHA) [KI. score = 2].

## E. Repeated Dose Toxicity

### Oral

Male and female CFE (SPF) rats were given in their feed 0, 125, 250, 500, 1,000, or 3,000 ppm (0, 6.25, 12.5, 25, 50, and 150 mg/kg-day) C<sub>9-11</sub>AE<sub>6</sub> for 13 weeks. There was no mortality and no treatment-related clinical signs. Body weights were significantly lower in the  $\geq 250$  ppm males throughout the study; body weights of the 125 ppm males were lower for only the first half of the study. Feed consumption was lower in treated males with the change being statistically significant in the  $\geq 1,000$  ppm males. This reduction in feed consumption was thought to be a palatability issue; the feed conversion efficiency values were similar for treated and control males, and so it is not possible to attribute the reduced body weights to the toxicity of the test material alone. The female rats showed no differences in body weights and feed consumption. There were no treatment-related changes in hematology parameters, and the clinical chemistry parameters and organ weights showed no changes that were considered to be of toxicological significance. Gross pathology showed no treatment-related changes. The NOAEL for this study was considered to be 3,000 ppm, which corresponds to 150 mg/kg-day (ECHA) [KI. score = 2].

Rats were given in their feed 0, 0.04, 0.2, or 1% C<sub>9-11</sub>AE<sub>8</sub> for 90 days. There were no deaths or treatment-related clinical signs during the study. There was reduced body weight gain and decreased feed consumption in the 1% animals and in the 0.2% females throughout the study. Additional statistical analysis indicated a significant decrease in mean body weight gain in the 1% females and decreased feed consumption in the 1% males and females. The reduced body weight gain of the 0.2% females was not statistically significant. The study authors considered these changes to be due to the poor palatability of the test material in the feed. Organ weights, gross and microscopic pathology were similar across groups. The NOAEL for this study is 1% in the diet, which corresponded to 400 mg/kg-day (HERA, 2009) [KI. score = 2].

Rats were given in their feed 0, 125, 250, or 500 mg/kg C<sub>10</sub>AE<sub>5</sub> for 90 days. There were no deaths or treatment-related clinical signs during the study. The only treatment-related effect noted was a slight increase in absolute liver weights, with the 500 mg/kg animals showing



statistical significance. However, there were no corresponding histopathologic changes in the liver. The NOAEL is 500 mg/kg-day, the highest dose tested (HERA, 2009) [Kl. score = 2].

Rats were fed C<sub>12-14</sub>AE<sub>7</sub> in the diet at concentrations of 0%, 0.0313%, 0.0625%, 0.125%, 0.25%, 0.5% and 1.0% for 90 days. The animals in the  $\geq 0.25\%$  groups showed significantly reduced body weight gain, which was associated with marked decreases in food and water consumption. Relative liver weights were significantly increased in the  $\geq 0.5\%$  male rats and  $\geq 0.25\%$  females. Histopathologic examination showed hepatocytic enlargement in the  $\geq 0.125\%$  groups, suggesting increased liver metabolism on the basis of increased alkaline phosphatase activity at the higher dose levels. The NOAEL was established at 0.0625% in the diet or 110 mg/kg-day (HERA, 2009) [Kl. score = 2].

Rats were given in their diet 0, 0.1, 0.5 or 1% C<sub>12-13</sub>AE<sub>6.5</sub> for two years. Body weight gain was reduced in the 1% males and  $\geq 0.5\%$  females, which was likely due to the reduced food consumption in these animals. At study termination, organ to body weight ratios were increased in the  $\geq 0.5\%$  females (liver, kidney and brain), 1% females (heart), and 1% males (liver). A dose-related focal myocarditis was observed in males. While focal myocarditis is commonly observed in non-treated aging rats, the incidence in the treated animals were higher than in the controls. The NOAEL was established at 0.1% or 50 mg/kg-day (HERA, 2009) [Kl. score = 2].

#### Inhalation

No studies are available.

#### Dermal

Male and female F344 rats were given dermal applications of 0, 1, 10, or 25% C<sub>9-11</sub>AE<sub>6</sub> solutions 3 days/week for 13 weeks. There were no deaths during the study and no clinical signs of toxicity. Body weights, clinical chemistry and hematology parameters, and urinalysis showed no differences between treated and control animal. The 25% animals showed a slight increase in kidney weights, although no histopathologic findings were noted in the kidney. There were no histopathologic changes that were considered to be treatment-related. The NOAEL for this study is 25% (Gingell and Lu, 1991; ECHA) [Kl. score = 2].

### **F. Genotoxicity**

#### *In Vitro* Studies

The genotoxicity studies conducted on alcohol ethoxylates are reviewed in HERA (2009). The results of few of the *in vitro* studies on similar alcohol ethoxylates to alcohols, C6-12, ethoxylated propoxylated are presented below in Table 2.

**Table 2: *In Vitro* Genotoxicity Studies on Selected Alcohol Ethoxylates**

Test Substance	Test System	Results*		Klimisch Score	References
		-S9	+S9		
C <sub>7-9</sub> AE <sub>2</sub>	Bacterial reverse mutation ( <i>S. typhimurium</i> strains)	-	-	2	HERA, 2009
C <sub>7-9</sub> AE <sub>6</sub>	Bacterial reverse mutation ( <i>S. typhimurium</i> strains)	-	-	2	HERA, 2009
C <sub>14</sub> AE <sub>12</sub>	Chromosomal aberrations (CHO cells)	-	-	2	HERA, 2009

\*+, positive; -, negative

#### *In Vivo* Studies

In two separate studies, CD-1 mice were given an intraperitoneal dose of 0, 50, or 100 mg/kg C<sub>12-15</sub>AE<sub>3</sub> or C<sub>12-14</sub>AE<sub>9</sub>. There were no increases in the frequency of micronuclei in the bone marrow cells (Talmage, 1994) [Kl. score = 2].

#### G. Carcinogenicity

Male and female Sprague-Dawley rats were given in their diet C<sub>12-13</sub>AE<sub>6.5</sub> in the diet at doses up to 1% (500 mg/kg-day). Reduced food consumption was noted at the higher dose levels (*i.e.*, 0.5 and 1% for females and 1% for males), resulting in a lower body weight gain compared to the control group. No treatment-related histopathology was found and no increase in tumor incidence was observed (HERA, 2009) [Kl. score = 2].

#### H. Reproductive Toxicity

A two-generation reproductive toxicity study was conducted on C<sub>9-11</sub>AE<sub>6</sub>. Male and female F344 rats were given dermal applications of 0, 1, 10, or 25% solutions of C<sub>9-11</sub>AE<sub>6</sub> (0, 10, 100, or 250 mg/kg-day) 3 days/week; the F<sub>0</sub> and F<sub>1</sub> generations were treated for 119 and 133 days, respectively, before mating. There were no deaths in the F<sub>0</sub> generation, but there were 5 deaths in the F<sub>1</sub> generation (controls and treatment groups) that were not considered to be treatment-related. Animals in either generation showed no skin reactions. Body weights of the 25% F<sub>0</sub> and F<sub>1</sub> parental animals were lower during certain periods of the study; however, maternal body weights in both generations were similar across groups during the gestational and lactational periods. The organ weights in the F<sub>0</sub> animals were similar between treated and control animals; the F<sub>1</sub> parental animals showed sporadic organ weight changes but were not no toxicological significance. There were no histopathologic changes that correlated with the organ weight changes in the F<sub>1</sub> parental animals. Mating and fertility indices were similar across groups in both generations. There were no treatment-related effects on testicular weights, testicular pathology, serum counts and LDH-X activity toxicity in either generation. Macroscopic and microscopic evaluations of the reproductive organ showed no treatment-related effects. The





NOAEL for reproductive toxicity for toxicity is 25% test concentration, which corresponded to 250 mg/kg-day, the highest dose tested (Gingell and Lu, 1991; ECHA) [Kl. score = 2].

CD rats were given in their diet 0, 0.05, 0.1 or 0.5% (approximately 0, 25, 50 or 250 mg/kg-day) C<sub>12</sub>AE<sub>6</sub> in a two-generation reproductive toxicity study. There were no treatment related effects in the parents or pups on general behavior, appearance or survival. At 0.5%, there was reduced weight gain in both the parental animals and the pups compared to the controls. Fertility was unaffected by treatment. The NOAEL for reproductive toxicity is 0.5% in the diet, which corresponds to 250 mg/kg-day (HERA, 2009) [Kl. score = 2].

## I. Developmental Toxicity

A two-generation reproductive toxicity study was conducted on C<sub>9-11</sub>AE<sub>6</sub>. Male and female F344 rats were given dermal applications of 0, 1, 10, or 25% solutions 3 days/week; the F<sub>0</sub> and F<sub>1</sub> generations were treated for 119 and 133 days, respectively, before mating. There were no deaths in the F<sub>0</sub> generation, but there were 5 deaths in the F<sub>1</sub> generation (controls and treatment groups) that were not considered to be treatment-related. Animals in either generation showed no skin reactions. Body weights of the 25% F<sub>0</sub> and F<sub>1</sub> parental animals were lower during certain periods of the study; however, maternal body weights in both generations were similar across groups during the gestational and lactational periods. The organ weights in the F<sub>0</sub> animals were similar between treated and control animals; the F<sub>1</sub> parental animals showed sporadic organ weight changes but were not no toxicological significance. There were no histopathologic changes that correlated with the organ weight changes in the F<sub>1</sub> parental animals. There was no effect on litter size, survival index, sex ratio, or body weights of the pups in either the F<sub>1</sub> or F<sub>2</sub> generation. The NOAEL for developmental toxicity is 25% test concentration, which corresponded to 250 mg/kg-day, the highest dose tested (Gingell and Lu, 1991; ECHA) [Kl. score = 2].

In a two-generation reproductive toxicity study, Charles River rats were given in their diet 0, 0.05, 0.1 or 0.5% (about 0, 25, 50 or 250 mg/kg-day) C<sub>12</sub>AE<sub>6</sub>. General behavior, appearance and survival were unaffected by treatment. At the 0.5% dose level, adults and pups gained less weight than the control rats. In the 0.5% dose group, there was a statistical increase in embryo lethality and soft tissue anomalies and at the 0.1% there was a statistical decrease in mean fetal liver weight. Neither of these effects was considered to be treatment-related by the authors as they showed no dose response characteristics. The NOAEL for maternal toxicity is 50 mg/kg-day. The NOAEL for developmental and teratogenicity is 0.1% in the diet or 50 mg/kg-day (HERA, 2009) [Kl. score = 2].

Pregnant rabbits were given by oral gavage 0, 50, 100 or 200 mg/kg C<sub>12</sub>AE<sub>6</sub> from gestational days 2 to 16. Nine control rabbits and 31 treated rabbits died during the study. Surviving rabbits at the 200 mg/kg dose group generally showed slight losses of body weight. At 100 and 200 mg/kg, ataxia and a slight decrease in body weight was observed in the pregnant animals. In seven treated and two control rabbits, early deliveries were recorded. There were no treatment-related effects on corpora lutea, implantations, number of live fetuses and spontaneous abortions. The NOAEL for maternal toxicity is 50 mg/kg-day; the NOAEL for developmental toxicity is 200 mg/kg-day (HERA, 2009) [Kl. score = 2].



## V. DERIVATION OF TOXICOLOGICAL REFERENCE AND DRINKING WATER GUIDANCE VALUES

The toxicological reference values developed for alcohols, C6-12 ethoxylated propoxylated follow the methodology discussed in enHealth (2012). The approach used to develop drinking water guidance values is described in the Australian Drinking Water Guidelines (ADWG, 2011).

### A. Non-Cancer

#### Oral

A two-year dietary study in rats has been conducted on C<sub>12-13</sub>AE<sub>6.5</sub> (HERA, 2009). The NOAEL from this study is 50 mg/kg-day based on increased organ weights. The NOAEL of 50 mg/kg-day will be used to derive an oral reference dose and drinking water guidance value for alcohols, C6-12 ethoxylated propoxylated.

#### *Oral Reference Dose (oral RfD)*

$$\text{Oral RfD} = \text{NOAEL} / (\text{UF}_A \times \text{UF}_H \times \text{UF}_L \times \text{UF}_{\text{Sub}} \times \text{UF}_D)$$

Where:

UF<sub>A</sub> (interspecies variability) = 10

UF<sub>H</sub> (intraspecies variability) = 10

UF<sub>L</sub> (LOAEL to NOAEL) = 1

UF<sub>Sub</sub> (subchronic to chronic) = 1

UF<sub>D</sub> (database uncertainty) = 1

$$\text{Oral RfD} = 50 / (10 \times 10 \times 1 \times 1 \times 1) = 50 / 100 = \underline{0.5 \text{ mg/kg-day}}$$

#### *Drinking water guidance value*

Drinking water guidance value = (animal dose) x (human weight) x (proportion of intake from water) / (volume of water consumed) x (safety factor)

Using the oral RfD,

Drinking water guidance value = (oral RfD) x (human weight) x (proportion of water consumed) / (volume of water consumed)

where:

Human weight = 70 kg (ADWG, 2011)

Proportion of water consumed = 10% (ADWG, 2011)

Volume of water consumed = 2L (ADWG, 2011)

$$\text{Drinking water guidance value} = (0.5 \times 70 \times 0.1) / 2 = \underline{1.8 \text{ mg/L}}$$



## **B. Cancer**

The alcohol ethoxylate C<sub>12-13</sub>AE<sub>6.5</sub> was not carcinogenic to rats in a two-year dietary study. Thus, a cancer reference value was not derived.

## **VI. HUMAN HEALTH HAZARD ASSESSMENT OF PHYSICO-CHEMICAL PROPERTIES**

Alcohols, C6-12, ethoxylated propoxylated does not exhibit the following physico-chemical properties:

- Explosivity
- Flammability
- Oxidizing potential

## **VII. ENVIRONMENTAL HAZARD ASSESSMENT**

### **A. Summary**

Alcohol, C6-12, ethoxylated propoxylated is expected to have moderate chronic toxicity concern to aquatic life.

### **B. Aquatic Toxicity**

In developing a water quality guideline for alcohol ethoxylates (ANZECC, 2000), the toxicity data was normalized for a specific alkyl chain length or a specific number of ethoxylate (EO) groups. The NOECs listed below were normalized to an alkyl chain length of C<sub>13.3</sub> and EO of 8.2.

Freshwater fish: 2 species, 720 to 1,500 µg/L.

Freshwater crustaceans: 2 species, 590 to 860 µg/L.

Freshwater rotifers: 1 species, *Brachionus calyciflorus*, 1,300 µg/L

Freshwater algae, diatoms and blue-green algae: 6 species, 200 to 8,700 µg/L.

Freshwater mesocosms: 4 NOEC data for multiple species tests were 80, 80, 320, and 330 µg/L, although replication was insufficient to meet OECD (1992) requirements. Normalized data were 380, 380, 320, and 1,520 µg/L.

### **C. Terrestrial Toxicity**

No studies are available.



#### D. Calculation of PNEC

PNEC<sub>water</sub>: The ANZECC water quality guideline (2000) for freshwater is: **“A high reliability trigger value of 140 µg/L was derived for AE (normalized data) using the statistical distribution method with 95% protection.”**

For the purposes of calculating the PNEC values for sediment and soil, the PNEC<sub>water</sub> will be 0.14 mg/L.

##### PNEC soil

There are no toxicity data for terrestrial or soil organisms. Therefore, the PNEC<sub>soil</sub> was calculated using the equilibrium partitioning method. The PNEC<sub>soil</sub> values are 0.03 to 0.87 mg/kg soil dry weight.

The calculations are as follows:

$$\begin{aligned} \text{PNEC}_{\text{soil}} &= (\text{Kp}_{\text{soil}}/\text{BD}_{\text{soil}}) \times 1000 \times \text{PNEC}_{\text{water}} \\ &= (0.37/1500) \times 1000 \times 0.14 \\ &= 0.03 \end{aligned}$$

$$\begin{aligned} \text{PNEC}_{\text{soil}} &= (\text{Kp}_{\text{soil}}/\text{BD}_{\text{soil}}) \times 1000 \times \text{PNEC}_{\text{water}} \\ &= (9.28/1500) \times 1000 \times 0.14 \\ &= 0.87 \end{aligned}$$

Where:

Kp<sub>soil</sub> = soil-water partition coefficient (m<sup>3</sup>/m<sup>3</sup>)

BD<sub>soil</sub> = bulk density of soil (kg/m<sup>3</sup>) = 1,500 [default]

$$\begin{aligned} \text{Kp}_{\text{soil}} &= \text{K}_{\text{oc}} \times \text{f}_{\text{oc}} \\ &= 18.7 \times 0.02 \\ &= 0.37 \end{aligned}$$

$$\begin{aligned} \text{Kp}_{\text{soil}} &= \text{K}_{\text{oc}} \times \text{f}_{\text{oc}} \\ &= 464 \times 0.02 \\ &= 9.28 \end{aligned}$$

Where:

K<sub>oc</sub> = organic carbon normalised distribution coefficient (L/kg). The K<sub>oc</sub> values for alcohols, C6-12, ethoxylated propoxylated based on K<sub>ow</sub> values range from 18.7 to 464 L/kg (see section III.C)

f<sub>oc</sub> = fraction of organic carbon in soil = 0.02 [default].



## VIII. PBT Assessment

The methodology for the Persistent, Bioaccumulative and Toxic (PBT) substances assessment is based on the Australian and EU Reach Criteria methodology (DEWHA, 2009; ECHA, 2008).

Alcohols, C6-12, ethoxylated propoxylated is readily biodegradable and thus does not meet the screening criteria for persistence.

The bioconcentration factors (BCF) in fish for ethoxylated alcohols (which includes alcohols, C12-16, ethoxylated) have been reported to range from <5 to 387.5. Thus, alcohols, C6-12, ethoxylated propoxylated does not meet the screening criteria for bioaccumulation.

The chronic NOEC values for alcohols ethoxylates are >0.1 mg/L. Thus, alcohols, C6-12, ethoxylated propoxylated do not meet the criteria for toxicity.

The overall conclusion is that alcohols, C6-12, ethoxylated propoxylated is not a PBT substance.

## IX. CLASSIFICATION AND LABELING

### A. Classification

Eye Irritant Category 2

Aquatic Chronic Toxicity Category 3

### B. Labelling

Warning

### C. Pictogram



## X. SAFETY AND HANDLING

### A. FIRST AID

#### Eye Contact

Rinse immediately with plenty of running water. If easy to do, remove contact lenses. Get medical attention.



#### Skin Contact

Wash with soap and water. Get medical attention if symptoms occur.

#### Inhalation

Treat symptomatically. Move to fresh air. Get medical attention.

#### Ingestion

Rinse mouth with water and then drink plenty of water. Never give anything by mouth to an unconscious person. Seek medical attention.

### **B. FIRE FIGHTING INFORMATION**

#### Extinguishing Media

Water spray, dry chemical, foam. Do not use water jet.

#### Specific Exposure Hazards

May emit toxic fumes under fire conditions. Depending on conditions, decomposition products may include the following: carbon monoxide, carbon oxides.

#### Special Protective Equipment for Firefighters

Self-contained breathing apparatus and full protective clothing must be worn in case of fire.

### **C. ACCIDENTAL RELEASE MEASURES**

#### Personal Precautions

Wear appropriate personal protective equipment. Do not breath mist or aerosol.

#### Environmental Precautions

Prevent from entering sewers, waterways, or low area

#### Steps to be Taken if Material is Released or Spilled

Absorb spill with inert absorbent material, then place in a container for chemical waste.

### **D. STORAGE AND HANDLING**

#### General Handling

Protect against moisture. Shut containers immediately after taking product because product takes up the humidity of air. No special precautions are necessary beyond normal good hygiene practices.

#### Other Handling Precautions

Wash hands thoroughly after handling. Avoid breathing mists or aerosols.



#### Storage

Keep container closed.

### **E. EXPOSURE CONTROLS / PERSONAL PROTECTION**

#### Occupational Exposure Standards

Workplace Australia has not established an occupational exposure standard for alcohols, C6-12, ethoxylated propoxylated.

#### Engineering Controls

Good general ventilation should be used.

#### Personal Protection Equipment

##### *Respiratory Protection:*

Wear respiratory protection if ventilation is inadequate.

##### *Hand Protection:*

Chemical resistant protective gloves.

##### *Skin Protection:*

Body protection must be chosen depending on activity and possible exposure.

##### *Eye protection:*

Chemical safety goggles.

##### *Other Precautions:*

Handle in accordance with good industrial hygiene and safety practice. Eyewash fountains and safety showers must be easily accessible.

### **F. TRANSPORT INFORMATION**

Alcohols, C6-12, ethoxylated propoxylated is not considered hazardous for purposes of transportation by road or rail. An Australian Dangerous Goods code is not required.

### **XI. DISPOSAL**

Disposal should be in accordance with all local, state, and federal regulations.



## **XII. REGULATORY INFORMATION**

Australian AICS Inventory: Listed.

## **XIII. REFERENCES**

- ADWG (2011). National Water Quality Management Strategy. Australian Drinking Water Guidelines, Section 6, Australian Government, National Health and Medical Research Council, Natural Resource Management Ministerial Council.
- ANZECC & ARMCANZ (2000). Australian and New Zealand guidelines for fresh and marine water quality. National Water Quality Management Strategy Paper No 4, Australian and New Zealand Environment and Conservation Council & Agriculture and Resource Management Council of Australia and New Zealand, Canberra, Australia.
- Basketter, D.A., York, M., McFadden, J.P., and Robinson, M.K. (2004). Determination of skin irritation potential in the human 4-h patch test. *Contact Dermatitis* 51: 1-4.
- Department of the Environment, Water, Heritage and the Arts [DEWHA] (2009). Environmental risk assessment guidance manual for industrial chemicals, Department of the Environment, Water, Heritage and the Arts, Commonwealth of Australia.
- ECHA. ECHA REACH database: <http://echa.europa.eu/information-on-chemicals/registered-substances>
- enHealth Human Risk Assessment [HHRA] (2012). Environmental Health Risk Assessment, Guidelines for Assessing Human Health Risks from Environmental Hazards. Office of Health Protection of the Australian Government Department of Health.
- European Chemicals Agency [ECHA] (2008). Guidance on Information Requirements and Chemical Safety Assessment, Chapter R11: PBT Assessment, European Chemicals Agency, Helsinki, Finland.
- Gingell, R., and Lu, C.C. (1991). Acute, subchronic, and reproductive toxicity of a linear alcohol ethoxylate surfactant in the rat. *J. Am. College Toxicol.* 10: 477-486.
- Klimisch, H.J., Andreae, M., and Tillmann, U. (1997). A systematic approach for evaluating the quality of experimental and toxicological and ecotoxicological data. *Regul. Toxicol. Pharmacol.* 25:1-5.
- Human and Environmental Risk Assessment (HERA) on Ingredients of Household Cleaning Products: Alcohol Ethoxylates (2009), <http://www.heraproject.com>.
- OECD (1992). Report of the OECD workshop on extrapolation of laboratory aquatic toxicity data to the real environment. OECD Environment Monographs No. 59, Organisation for Economic Co-operation and Development, Paris.





- Talmage, S.S. (1994). Environmental and Human Safety of Major Surfactants – Alcohol Ethoxylates and Alkylphenol Ethoxylates, pp. 35, The Soap and Detergent Association, Lewis Publishers, Boca Raton, Florida.
- Toll, J., Haller, M., Labee, E., Verweij, M., and Sijm, D.T.H.M. (2000). Toxicology and Chemistry, 19 646–653.
- U.S. Environmental Protection Agency [EPA] (2018). EPISuite™ v. 4.11, United States Environmental Protection Agency, Office of Pollution Prevention and Toxics and Syracuse Research Corporation. Available at: <https://www.epa.gov/tsca-screening-tools/epi-suite-estimation-program-interface>.



## ALCOHOLS, C10-16, ETHOXYLATED PROPOXYLATED

This dossier on alcohols, C10-16, ethoxylated propoxylated does not represent an exhaustive or critical review of all available data. Rather, it presents the most critical studies pertinent to the risk assessment of alcohols, C10-16, ethoxylated propoxylated in its use in drilling muds and hydraulic fracturing fluids. The information presented in this dossier was obtained primarily from the Human & Environmental Risk Assessment on Ingredients of European Household Cleaning Products: Alcohol Ethoxylates (HERA, 2009), from the ECHA database that provides information on chemicals that have been registered under the EU REACH (ECHA). Where possible, study quality was evaluated using the Klimisch scoring system (Klimisch *et al.*, 1997).

### I. SUBSTANCE IDENTIFICATION

Chemical Name: Alcohols, C10-16, ethoxylated propoxylated

CAS RN: 69227-22-1

Molecular formula: Not available (UVCB substance)

Molecular weight: Not available (UVCB substance)

Synonyms: Alcohols, C10-16, ethoxylated propoxylated

SMILES: Not available (UVCB substance)

Alcohol ethoxylates (AE) are a class of non-ionic surfactants that have the basic structure  $C_{x-y}AE_n$ . The subscript (x-y) following the 'C' indicates the range of carbon chain units. The hydrocarbon chain can be either linear or branched. AEs also contain an ethylene oxide (E) chain attached to the alcohol. The degree of ethylene oxide polymerization is indicated by the subscript (n) which indicates the average number of ethylene oxide units.

NO INFORMATION IS AVAILABLE ON ALCOHOLS, C10-16, ETHOXYLATED PROPOXYLATED. ALL INFORMATION IN THIS DOSSIER HAS BEEN READ-ACROSS FROM SIMILAR ALCOHOL ETHOXYLATES.



## II. PHYSICO-CHEMICAL PROPERTIES

**Table 1: Overview of the Physico-chemical Properties of Alcohols, C12-15, Ethoxylated (1 to 2.5 moles ethoxylated) [CAS No. 68131-39-5]**

Property	Value	Klimisch score	Reference
Physical state at 20°C and 101.3 kPa	Clear liquid with a rancy odor*	2	ECHA
Melting Point	7.22°C	2	ECHA
Boiling Point	ca. 287°C	1	ECHA
Density	0.926 g/cm <sup>3</sup> @ 15.56°C	1	ECHA
Vapor Pressure	Negligible	-	ECHA
Partition coefficient (log K <sub>ow</sub> )	5.06* @ 25°C	2	ECHA
Water Solubility	7 – 63 mg/L @ 25°C	2	ECHA
Flash Point	165.56°C	2	ECHA
Auto flammability	235°C	2	ECHA
Viscosity	28.1 mPA s (dynamic) @ 20°C	2	ECHA

\*Based on alcohols, C12-14, ethoxylated (1 to 2.5 EO) [CAS No. 68439-50-9]

\*\*Weight-averaged log K<sub>oc</sub> of whole substance based on normalized composition

## III. ENVIRONMENTAL FATE PROPERTIES

### A. Summary

Alcohols, C10-16, ethoxylated propoxylated is expected to be readily biodegradable. It has a low potential for bioaccumulation and a moderate potential for absorption to soil and sediment.

### B. Biodegradation

An alcohol ethoxylate, C9-11, branched (2.5 EO) [CAS No. 169107-21-5] was readily biodegradable, as indicated by degradation of 72% in 28 days in an ultimate aerobic biodegradability (CO<sub>2</sub> headspace) ISO 14593 water quality test (ECHA) [Kl. score = 2].



An alcohol ethoxylate, C9-11, branched (3 EO) [CAS No. 169107-21-5] was readily biodegradable, as indicated by degradation of 101% in 28 days in an ultimate aerobic biodegradability (CO<sub>2</sub> headspace) ISO 14593 water quality test (ECHA) [Kl. score = 2].

Alcohols, C12-15, ethoxylated is readily biodegradable. In an OECD 301B test, degradation was 72% in 28 days, but failed the 10-day window (ECHA) [Kl. score = 1].

An alcohol, C12-15, ethoxylated (7 EO) was readily biodegradable, as indicated by degradation of 80 to 88% in 28 days when tested using a shake-flask CO<sub>2</sub>-evolution test method (ECHA) [Kl. score = 2].

### **C. Environmental Distribution**

#### Adsorption/desorption

No experimental data are available for alcohols, C10-16, ethoxylated propoxylated. Using KOCWIN in EPISUITE™ (EPA, 2019), the estimated K<sub>oc</sub> values for surrogates of alcohols, C10-16, ethoxylated propoxylated are:

C10 linear alcohol, ethoxylated (2 EO): 84.1 L/kg (MCI) and 133.2 L/kg (K<sub>ow</sub>)

C16 linear alcohol, ethoxylated (2 EO): 3,083 L/kg (MCI) and 5,706 L/kg (K<sub>ow</sub>)

### **E. Bioaccumulation**

The BCF values for alcohol ethoxylates in fathead minnows have been reported to range from <5 to 387.5 (Toll et al., 2000). The uptake rates varied from 330 to 1660 (L x kg/d) and elimination rates varied from 3.3 to 59 per day (Toll et al., 2000). The high concentrations in fish is thought to be prevented by an efficient biotransformation of the alcohol ethoxylates, leading to a high elimination rate.

## **IV. HUMAN HEALTH HAZARD ASSESSMENT**

### **A. Summary**

### **B. Acute Toxicity**

The oral LD<sub>50</sub> in rats for C<sub>11</sub>AE<sub>9</sub> is 1,100 mg/kg (HERA, 2009) [Kl. score = 2]. The oral LD<sub>50</sub> in rats for C<sub>9-11</sub>AE<sub>2.5</sub> is between 4,000 and 10,000 mg/kg (HERA, 2009) [Kl. score = 2]. The oral LD<sub>50</sub> in rats for C<sub>9-11</sub>AE<sub>8</sub> is 1,200 mg/kg (HERA, 2009) [Kl. score = 2]. The oral LD<sub>50</sub> in rats for C<sub>12-13</sub>AE<sub>6.5</sub> is 2,100 mg/kg (HERA, 2009) [Kl. score = 2]. The oral LD<sub>50</sub> in rats for C<sub>12-15</sub>AE<sub>7</sub> is 1,700 mg/kg (HERA, 2009) [Kl. score = 2].



The 4-hour inhalation LC<sub>50</sub> value for C<sub>9-11</sub>AE<sub>5</sub> is >0.22 mg/L as a mist. The mass median aerodynamic diameter (MMAD) were 3.4 µm and 3.0 µm in the two exposure studies (HERA, 2009) [Kl. score = 2].

The acute dermal LD<sub>50</sub> of C<sub>9-11</sub>AE<sub>6</sub> is >2,000 mg/kg (HERA, 2009) [Kl. score = 2]. An acute dermal LD<sub>50</sub> values of >2,000 mg/kg were determined for C<sub>12-14</sub>AE<sub>3</sub> and C<sub>12-14</sub>AE<sub>6</sub> in two separate studies (HERA, 2009) [Kl. score = 2]. The acute dermal LD<sub>50</sub> of C<sub>12-15</sub>AE<sub>7</sub> is >2,000 mg/kg (HERA, 2009) [Kl. score = 2].

### C. Irritation

#### *Skin*

Application of C<sub>9-11</sub>AE<sub>9</sub> to the skin of rabbits for 4 hours under semi-occlusive conditions was found to be slightly irritating (HERA, 2009) [Kl. score = 2]. Application of C<sub>11</sub>AE<sub>9</sub> to the skin of rabbits for 4 hours under occluded conditions was found to be slightly irritating (HERA, 2009) [Kl. score = 2]. Application of C<sub>9-11</sub>AE<sub>6</sub> to the skin of rabbits for 24 hours under occluded conditions was found to be severely irritating (HERA, 2009) [Kl. score = 2].

Application of 0.5 mL isotridecanol, ethoxylated (3 EO) to the skin of rabbits for 4 hours under occlusive conditions was considered irritating (ECHA) [Kl. score = 2]. Application of 0.5 mL isotridecanol, branched, ethoxylated (3-4 EO) to the skin of rabbits for 24 hours under occlusive conditions was considered irritating (ECHA) [Kl. score = 2]. Application of 0.5 mL isotridecanol, ethoxylated (3 EO) to the skin of rabbits for 4 hours under semi-occlusive conditions was not considered irritating (ECHA) [Kl. score = 2]. Application of 0.5 mL C<sub>12-13</sub>AE<sub><2.5</sub> (CAS No. 66455-14-9) to the skin of rabbits for 24 hours under occlusive conditions was considered irritating (ECHA) [Kl. score = 2].

Application of 0.5 mL alcohols C<sub>12-13</sub>, branched and linear, <2.5 EO to the skin of rabbits for 4 hours under occlusive conditions was not considered irritating (ECHA) [Kl. score = 2].

In a 24-hour human patch test, there was some short-lived redness in some individuals from the application of C<sub>12-14</sub>AE<sub>3</sub>, but there was no scaling or edema in any subjects (HERA, 2009) [Kl. score = 2].

In a standard 4-hour human patch test, the irritation potential of C<sub>12-15</sub>AE<sub>5</sub> and C<sub>12-15</sub>AE<sub>5</sub> were compared to 20% sodium dodecyl sulfate (which is classified a skin irritant under GHS). The results showed that neither alcohol ethoxylate should be classified as a skin irritant (Basketter et al., 2004) [Kl. score = 2].

#### *Eye*

Instillation of C<sub>9-11</sub>AE<sub>6</sub> into the eyes of rabbits was moderately to severely irritating (HERA, 2009).

Instillation of 0.1 mL isotridecanol, ethoxylated (3 EO) (CAS No. 69011-36-5) into the eyes of rabbits was severely irritating. The means of the 24, 48, and 72 hour scores were: 1.6 for corneal opacity; 0.6 for iridial lesions; 2.2 for conjunctival redness; and 0.7 for chemosis. The effects were not fully reversible within 21 days (ECHA) [Kl. score = 2].



Instillation of 0.1 mL isotridecanol, branched, ethoxylated (3-4 EO) (CAS No. 24938-91-8) into the eyes of rabbits was severely irritating. The means of the 24, 48, and 72 hour scores were: 1.0 for corneal opacity; 0.1 for iridial lesions; 1.7 for conjunctival redness; and 0.6 for chemosis. The effects were not fully reversible within 8 days (ECHA) [Kl. score = 2].

Instillation of 0.1 mL alcohols C<sub>12-13</sub>, branched and linear, <2.5 EO (CAS No. 160901-19-9) into the eyes of rabbits was not irritating. The means of the 24, 48, and 72 hour scores were: 0.00 for corneal opacity; 0.00 for iridial lesions; 0.83 for conjunctival redness; and 0.50 for chemosis (ECHA) [Kl. score = 2].

Instillation of 0.1 mL C<sub>12-13</sub>AE<sub><2.5</sub> (CAS No. 66455-14-9) into the eyes of rabbits was not irritating. The means of the 24, 48, and 72 hour scores were: 0.00 for all endpoints (ECHA) [Kl. score = 2].

#### **D. Sensitization**

In a guinea pig maximization test, C<sub>12-13</sub>AE<sub><2.5</sub> (CAS No. 66455-14-9) was not considered a skin sensitizer (ECHA) [Kl. score = 2].

#### **E. Repeated Dose Toxicity**

##### Oral

Male and female CFE (SPF) rats were given in their feed 0, 125, 250, 500, 1,000, or 3,000 ppm (0, 6.25, 12.5, 25, 50, and 150 mg/kg-day) C<sub>9-11</sub>AE<sub>6</sub> for 13 weeks. There was no mortality and no treatment-related clinical signs. Body weights were significantly lower in the  $\geq 250$  ppm males throughout the study; body weights of the 125 ppm males were lower for only the first half of the study. Feed consumption was lower in treated males with the change being statistically significant in the  $\geq 1,000$  ppm males. This reduction in feed consumption was thought to be a palatability issue; the feed conversion efficiency values were similar for treated and control males, and so it is not possible to attribute the reduced body weights to the toxicity of the test material alone. The female rats showed no differences in body weights and feed consumption. There were no treatment-related changes in hematology parameters, and the clinical chemistry parameters and organ weights showed no changes that were considered to be of toxicological significance. Gross pathology showed no treatment-related changes. The NOAEL for this study was considered to be 3,000 ppm, which corresponds to 150 mg/kg-day (ECHA) [Kl. score = 2].

Rats were given in their feed 0, 0.04, 0.2, or 1% C<sub>9-11</sub>AE<sub>8</sub> for 90 days. There were no deaths or treatment-related clinical signs during the study. There was reduced body weight gain and decreased feed consumption in the 1% animals and in the 0.2% females throughout the study. Additional statistical analysis indicated a significant decrease in mean body weight gain in the 1% females and decreased feed consumption in the 1% males and females. The reduced body weight gain of the 0.2% females was not statistically significant. The study authors considered these changes to be due to the poor palatability of the test material in the feed. Organ weights, gross and microscopic pathology were similar across groups. The NOAEL for this study is 1% in the diet, which corresponded to 400 mg/kg-day (HERA, 2009) [Kl. score = 2].



Rats were given in their feed 0, 125, 250, or 500 mg/kg C<sub>10</sub>AE<sub>5</sub> for 90 days. There were no deaths or treatment-related clinical signs during the study. The only treatment-related effect noted was a slight increase in absolute liver weights, with the 500 mg/kg animals showing statistical significance. However, there were no corresponding histopathologic changes in the liver. The NOAEL is 500 mg/kg-day, the highest dose tested (HERA, 2009) [Kl. score = 2].

Rats were given in their diet 0%, 0.0313%, 0.0625%, 0.125, 0.25, 0.5 or 1.0% C<sub>12-15</sub>AE<sub>7</sub> for 90 days. The animals in the  $\geq 0.25\%$  groups showed significantly reduced body weight gain, which was associated with marked decreases in food and water consumption. Relative liver weights were significantly increased in the  $\geq 0.5\%$  male rats and  $\geq 0.25\%$  females. Histopathologic examination showed hepatocytic enlargement in the  $\geq 0.125\%$  groups, suggesting increased liver metabolism on the basis of increased alkaline phosphatase activity at the higher dose levels. The NOAEL was established at 0.0625% in the diet or 102 mg/kg-day (HERA, 2009) [Kl. score = 2].

Rats were fed C<sub>12-14</sub>AE<sub>7</sub> in the diet at concentrations of 0%, 0.0313%, 0.0625%, 0.125%, 0.25%, 0.5% and 1.0% for 90 days. The animals in the  $\geq 0.25\%$  groups showed significantly reduced body weight gain, which was associated with marked decreases in food and water consumption. Relative liver weights were significantly increased in the  $\geq 0.5\%$  male rats and  $\geq 0.25\%$  females. Histopathologic examination showed hepatocytic enlargement in the  $\geq 0.125\%$  groups, suggesting increased liver metabolism on the basis of increased alkaline phosphatase activity at the higher dose levels. The NOAEL was established at 0.0625% in the diet or 110 mg/kg-day (HERA, 2009) [Kl. score = 2].

Rats were given in their diet 0, 0.1, 0.5 or 1% C<sub>12-13</sub>AE<sub>6.5</sub> for two years. Body weight gain was reduced in the 1% males and  $\geq 0.5\%$  females, which was likely due to the reduced food consumption in these animals. At study termination, organ to body weight ratios were increased in the  $\geq 0.5\%$  females (liver, kidney and brain), 1% females (heart), and 1% males (liver). A dose-related focal myocarditis was observed in males. While focal myocarditis is commonly observed in non-treated aging rats, the incidence in the treated animals were higher than in the controls. The NOAEL was established at 0.1% or 50 mg/kg-day (HERA, 2009) [Kl. score = 2].

### Inhalation

No studies are available.

### Dermal

Male and female F344 rats were given dermal applications of 0, 1, 10, or 25% C<sub>9-11</sub>AE<sub>6</sub> solutions 3 days/week for 13 weeks. There were no deaths during the study and no clinical signs of toxicity. Body weights, clinical chemistry and hematology parameters, and urinalysis showed no differences between treated and control animal. The 25% animals showed a slight increase in kidney weights, although no histopathologic findings were noted in the kidney. There were no histopathologic changes that were considered to be treatment-related. The NOAEL for this study is 25% (Gingell and Lu, 1991; ECHA) [Kl. score = 2].



## F. Genotoxicity

### *In Vitro* Studies

The genotoxicity studies conducted on alcohol ethoxylates are reviewed in HERA (2009). The results of few of the *in vitro* studies on similar alcohol ethoxylates to alcohols C10-16, ethoxylated propoxylated are presented below in Table 2.

**Table 2: *In Vitro* Genotoxicity Studies on Selected Alcohol Ethoxylates**

Test Substance	Test System	Results*		Klimisch Score	References
		-S9	+S9		
C <sub>14-15</sub> AE <sub>7</sub>	Bacterial reverse mutation ( <i>S. typhimurium</i> strains)	-	-	2	HERA, 2009
C <sub>14-15</sub> AE <sub>7</sub>	Bacterial reverse mutation ( <i>S. typhimurium</i> strains)	-	-	2	HERA, 2009
C <sub>14</sub> AE <sub>12</sub>	Chromosomal aberrations (CHO cells)	-	-	2	HERA, 2009

\*+, positive; -, negative

### *In Vivo* Studies

In two separate studies, CD-1 mice were given an intraperitoneal dose of 0, 50, or 100 mg/kg C<sub>12-15</sub>AE<sub>3</sub> or C<sub>12-14</sub>AE<sub>9</sub>. There were no increases in the frequency of micronuclei in the bone marrow cells (Talmage, 1994) [Kl. score = 2].

Male and female Tunstall rats were given a single oral gavage dose of 0, 250, 500, or 1,000 mg/kg C<sub>14-15</sub>AE<sub>7</sub>. There were no increases in chromosomal aberrations in the bone marrow cells (HERA, 2009 [Kl. score = 2].

## G. Carcinogenicity

Male and female Sprague-Dawley rats were given in their diet C<sub>12-13</sub>AE<sub>6.5</sub> in the diet at doses up to 1% (500 mg/kg-day). Reduced food consumption was noted at the higher dose levels (*i.e.*, 0.5 and 1% for females and 1% for males), resulting in a lower body weight gain compared to the control group. No treatment-related histopathology was found and no increase in tumor incidence was observed (HERA, 2009) [Kl. score = 2].





Male and female Charles River rats were given in their diet 0, 0.1, 0.5 or 1% C<sub>14-15</sub>AE<sub>7</sub> for two years. There were no treatment-related changes in general behavior and appearance. The survival rate of the test animals was comparable if not better than the controls. Body weights of the 0.5% females and the 1% males and females had significantly lower weight gains than the control. There were no treatment-related effects on organ weights and tumor incidence (HERA, 2009) [Kl. score = 2]

Male and female Sprague-Dawley rats were given in their diet C<sub>14-15</sub>AE<sub>7</sub> at 0.1, 0.5 and 1% for two years. A treatment-related body weight depression was observed in females at the two highest treatment levels and in males at the 1% dose level, probably due to the poor palatability of the diet. There was no evidence for any carcinogenic activity (HERA, 2009) [Kl. score = 2].

## H. Reproductive Toxicity

A two-generation reproductive toxicity study was conducted on C<sub>9-11</sub>AE<sub>6</sub>. Male and female F344 rats were given dermal applications of 0, 1, 10, or 25% solutions of C<sub>9-11</sub>AE<sub>6</sub> (0, 10, 100, or 250 mg/kg-day) 3 days/week; the F<sub>0</sub> and F<sub>1</sub> generations were treated for 119 and 133 days, respectively, before mating. There were no deaths in the F<sub>0</sub> generation, but there were 5 deaths in the F<sub>1</sub> generation (controls and treatment groups) that were not considered to be treatment-related. Animals in either generation showed no skin reactions. Body weights of the 25% F<sub>0</sub> and F<sub>1</sub> parental animals were lower during certain periods of the study; however, maternal body weights in both generations were similar across groups during the gestational and lactational periods. The organ weights in the F<sub>0</sub> animals were similar between treated and control animals; the F<sub>1</sub> parental animals showed sporadic organ weight changes but were not of toxicological significance. There were no histopathologic changes that correlated with the organ weight changes in the F<sub>1</sub> parental animals. Mating and fertility indices were similar across groups in both generations. There were no treatment-related effects on testicular weights, testicular pathology, serum counts and LDH-X activity toxicity in either generation. Macroscopic and microscopic evaluations of the reproductive organ showed no treatment-related effects. The NOAEL for reproductive toxicity for toxicity is 25% test concentration, which corresponded to 250 mg/kg-day, the highest dose tested (Gingell and Lu, 1991; ECHA) [Kl. score = 2].

CD rats were given in their diet 0, 0.05, 0.1 or 0.5% (approximately 0, 25, 50 or 250 mg/kg-day) C<sub>12</sub>AE<sub>6</sub> in a two-generation reproductive toxicity study. There were no treatment related effects in the parents or pups on general behavior, appearance or survival. At 0.5%, there was reduced weight gain in both the parental animals and the pups compared to the controls. Fertility was unaffected by treatment. The NOAEL for reproductive toxicity is 0.5% in the diet, which corresponds to 250 mg/kg-day (HERA, 2009) [Kl. score = 2].

In a two-generation developmental and teratogenicity study, CD rats were given in their diet 0, 0.05, 0.1 or 0.5% C<sub>14-15</sub>AE<sub>7</sub> (approximately 0, 25, 50 or 250 mg/kg-day). Three of the treated groups were given the test substance continuously throughout the study; in the other three groups the females received the test substance on GD 6-15 and the males were untreated. None of the deaths of parental rats during the study was considered to be compound-related. There were no treatment-related changes in behavior or appearance in the parental rats or pups. Slightly lower body weight gain was noted in the 0.5% continuously treated females. Food consumption was similar for control and treated rats. Fertility, gestation and viability indices



were similar across groups. The average 21-day body weights for the 0.5% continuous treated pups were significantly lower than that of the control. Relative liver weights of the 0.5% continuously treated F<sub>1</sub> parental animals were increased at the 91-day sacrifice; relative liver weights of the 0.5% continuously treated males were also increased at the 60-day and caesarean section sacrifices. There were no treatment-related histopathological lesions in any of the tissues from the F<sub>0</sub> and F<sub>1</sub> generations. The NOAEL for reproductive toxicity is 0.5% in the diet or 250 mg/kg-day (HERA, 2009) [Kl. score = 2].

## I. Developmental Toxicity

A two-generation reproductive toxicity study was conducted on C<sub>9-11</sub>AE<sub>6</sub>. Male and female F344 rats were given dermal applications of 0, 1, 10, or 25% solutions 3 days/week; the F<sub>0</sub> and F<sub>1</sub> generations were treated for 119 and 133 days, respectively, before mating. There were no deaths in the F<sub>0</sub> generation, but there were 5 deaths in the F<sub>1</sub> generation (controls and treatment groups) that were not considered to be treatment-related. Animals in either generation showed no skin reactions. Body weights of the 25% F<sub>0</sub> and F<sub>1</sub> parental animals were lower during certain periods of the study; however, maternal body weights in both generations were similar across groups during the gestational and lactational periods. The organ weights in the F<sub>0</sub> animals were similar between treated and control animals; the F<sub>1</sub> parental animals showed sporadic organ weight changes but were not of toxicological significance. There were no histopathologic changes that correlated with the organ weight changes in the F<sub>1</sub> parental animals. There was no effect on litter size, survival index, sex ratio, or body weights of the pups in either the F<sub>1</sub> or F<sub>2</sub> generation. The NOAEL for developmental toxicity is 25% test concentration, which corresponded to 250 mg/kg-day, the highest dose tested (Gingell and Lu, 1991; ECHA) [Kl. score = 2].

In a two-generation reproductive toxicity study, Charles River rats were given in their diet 0, 0.05, 0.1 or 0.5% (about 0, 25, 50 or 250 mg/kg-day) C<sub>12</sub>AE<sub>6</sub>. General behavior, appearance and survival were unaffected by treatment. At the 0.5% dose level, adults and pups gained less weight than the control rats. In the 0.5% dose group, there was a statistical increase in embryo lethality and soft tissue anomalies and at the 0.1% there was a statistical decrease in mean fetal liver weight. Neither of these effects was considered to be treatment-related by the authors as they showed no dose response characteristics. The NOAEL for maternal toxicity is 50 mg/kg-day. The NOAEL for developmental and teratogenicity is 0.1% in the diet or 50 mg/kg-day (HERA, 2009) [Kl. score = 2].

Pregnant rabbits were given by oral gavage 0, 50, 100 or 200 mg/kg C<sub>12</sub>AE<sub>6</sub> from gestational days 2 to 16. Nine control rabbits and 31 treated rabbits died during the study. Surviving rabbits at the 200 mg/kg dose group generally showed slight losses of body weight. At 100 and 200 mg/kg, ataxia and a slight decrease in body weight was observed in the pregnant animals. In seven treated and two control rabbits, early deliveries were recorded. There were no treatment-related effects on corpora lutea, implantations, number of live fetuses and spontaneous abortions. The NOAEL for maternal toxicity is 50 mg/kg-day; the NOAEL for developmental toxicity is 200 mg/kg-day (HERA, 2009) [Kl. score = 2].



## V. DERIVATION OF TOXICOLOGICAL REFERENCE AND DRINKING WATER GUIDANCE VALUES

The toxicological reference values developed for C10-16, ethoxylated propoxylated follow the methodology discussed in enHealth (2012). The approach used to develop drinking water guidance values is described in the Australian Drinking Water Guidelines (ADWG, 2011).

### A. Non-Cancer

#### Oral

A two-year dietary study in rats has been conducted on C<sub>12-13</sub>AE<sub>6.5</sub> (HERA, 2009). The NOAEL from this study is 50 mg/kg-day based on increased organ weights. The NOAEL of 50 mg/kg-day will be used to derive an oral reference dose and drinking water guidance value for C10-16, ethoxylated propoxylated.

#### *Oral Reference Dose (oral RfD)*

$$\text{Oral RfD} = \text{NOAEL} / (\text{UF}_A \times \text{UF}_H \times \text{UF}_L \times \text{UF}_{\text{Sub}} \times \text{UF}_D)$$

Where:

UF<sub>A</sub> (interspecies variability) = 10

UF<sub>H</sub> (intraspecies variability) = 10

UF<sub>L</sub> (LOAEL to NOAEL) = 1

UF<sub>Sub</sub> (subchronic to chronic) = 1

UF<sub>D</sub> (database uncertainty) = 1

$$\text{Oral RfD} = 50 / (10 \times 10 \times 1 \times 1 \times 1) = 50 / 100 = \underline{0.5 \text{ mg/kg-day}}$$

#### *Drinking water guidance value*

Drinking water guidance value = (animal dose) x (human weight) x (proportion of intake from water) / (volume of water consumed) x (safety factor)

Using the oral RfD,

Drinking water guidance value = (oral RfD) x (human weight) x (proportion of water consumed) / (volume of water consumed)

where:

Human weight = 70 kg (ADWG, 2011)

Proportion of water consumed = 10% (ADWG, 2011)

Volume of water consumed = 2L (ADWG, 2011)

$$\text{Drinking water guidance value} = (0.5 \times 70 \times 0.1) / 2 = \underline{1.8 \text{ mg/L}}$$



## **B. Cancer**

The alcohol ethoxylates C<sub>12-13</sub>AE<sub>6.5</sub> and C<sub>14-15</sub>AE<sub>7</sub> were not carcinogenic to rats in a two-year dietary study. Thus, a cancer reference value was not derived.

## **VI. HUMAN HEALTH HAZARD ASSESSMENT OF PHYSICO-CHEMICAL PROPERTIES**

Alcohols, C10-16, ethoxylated propoxylated does not exhibit the following physico-chemical properties:

- Explosivity
- Flammability
- Oxidizing potential

## **VII. ENVIRONMENTAL HAZARD ASSESSMENT**

### **A. Summary**

Alcohol, C10-16, ethoxylated propoxylated is expected to have moderate chronic toxicity concern to aquatic life.

### **B. Aquatic Toxicity**

In developing a water quality guideline for alcohol ethoxylates (ANZECC, 2000), the toxicity data was normalized for a specific alkyl chain length or a specific number of ethoxylate (EO) groups. The NOECs listed below were normalized to an alkyl chain length of C13.3 and EO of 8.2.

Freshwater fish: 2 species, 720 to 1,500 µg/L.

Freshwater crustaceans: 2 species, 590 to 860 µg/L.

Freshwater rotifers: 1 species, *Brachionus calyciflorus*, 1,300 µg/L

Freshwater algae, diatoms and blue-green algae: 6 species, 200 to 8,700 µg/L.

Freshwater mesocosms: 4 NOEC data for multiple species tests were 80, 80, 320, and 330 µg/L, although replication was insufficient to meet OECD (1992) requirements. Normalized data were 380, 380, 320, and 1,520 µg/L.

### **C. Terrestrial Toxicity**

No studies are available.



#### D. Calculation of PNEC

PNEC<sub>water</sub>: The ANZECC water quality guideline (2000) for freshwater is: **“A high reliability trigger value of 140 µg/L was derived for AE (normalized data) using the statistical distribution method with 95% protection.”**

For the purposes of calculating the PNEC values for sediment and soil, the PNEC<sub>water</sub> will be 0.14 mg/L.

##### PNEC soil

There are no toxicity data for terrestrial or soil organisms. Therefore, the PNEC<sub>soil</sub> was calculated using the equilibrium partitioning method. The PNEC<sub>soil</sub> values are 0.25 to 10.7 mg/kg soil dry weight.

The calculations are as follows:

$$\begin{aligned} \text{PNEC}_{\text{soil}} &= (\text{Kp}_{\text{soil}}/\text{BD}_{\text{soil}}) \times 1000 \times \text{PNEC}_{\text{water}} \\ &= (2.66/1500) \times 1000 \times 0.14 \\ &= 0.25 \end{aligned}$$

$$\begin{aligned} \text{PNEC}_{\text{soil}} &= (\text{Kp}_{\text{soil}}/\text{BD}_{\text{soil}}) \times 1000 \times \text{PNEC}_{\text{water}} \\ &= (114.12/1500) \times 1000 \times 0.14 \\ &= 10.65 \end{aligned}$$

Where:

Kp<sub>soil</sub> = soil-water partition coefficient (m<sup>3</sup>/m<sup>3</sup>)

BD<sub>soil</sub> = bulk density of soil (kg/m<sup>3</sup>) = 1,500 [default]

$$\begin{aligned} \text{Kp}_{\text{soil}} &= \text{K}_{\text{oc}} \times \text{f}_{\text{oc}} \\ &= 133 \times 0.02 \\ &= 2.66 \end{aligned}$$

$$\begin{aligned} \text{Kp}_{\text{soil}} &= \text{K}_{\text{oc}} \times \text{f}_{\text{oc}} \\ &= 5,706 \times 0.02 \\ &= 114.12 \end{aligned}$$

Where:

K<sub>oc</sub> = organic carbon normalised distribution coefficient (L/kg). The K<sub>oc</sub> values for alcohols, C10 - 16, ethoxylated propoxylated based on K<sub>ow</sub> values range from 133 to 5,706 L/kg (see section III.C)

f<sub>oc</sub> = fraction of organic carbon in soil = 0.02 [default].



## VIII. PBT Assessment

The methodology for the Persistent, Bioaccumulative and Toxic (PBT) substances assessment is based on the Australian and EU Reach Criteria methodology (DEWHA, 2009; ECHA, 2008).

Alcohols, C10-16, ethoxylated propoxylated is readily biodegradable and thus does not meet the screening criteria for persistence.

The bioconcentration factors (BCF) in fish for ethoxylated alcohols (which includes alcohols, C12-16, ethoxylated) have been reported to range from <5 to 387.5. Thus, alcohols, C10-16, ethoxylated propoxylated does not meet the screening criteria for bioaccumulation.

The chronic NOEC values for alcohols ethoxylates are >0.1 mg/L. Thus, alcohols, C10-16, ethoxylated propoxylated do not meet the criteria for toxicity.

The overall conclusion is that alcohols, C10-16, ethoxylated propoxylated is not a PBT substance.

## IX. CLASSIFICATION AND LABELING

### A. Classification

Eye Irritant Category 2

Aquatic Chronic Toxicity Category 3

### B. Labelling

Warning

### C. Pictogram



## X. SAFETY AND HANDLING

### A. FIRST AID

#### Eye Contact

Rinse immediately with plenty of running water. If easy to do, remove contact lenses. Get medical attention.



#### Skin Contact

Wash with soap and water. Get medical attention if symptoms occur.

#### Inhalation

Treat symptomatically. Move to fresh air. Get medical attention.

#### Ingestion

Rinse mouth with water and then drink plenty of water. Never give anything by mouth to an unconscious person. Seek medical attention.

### **B. FIRE FIGHTING INFORMATION**

#### Extinguishing Media

Water spray, dry chemical, foam. Do not use water jet.

#### Specific Exposure Hazards

May emit toxic fumes under fire conditions. Depending on conditions, decomposition products may include the following: carbon monoxide, carbon oxides.

#### Special Protective Equipment for Firefighters

Self-contained breathing apparatus and full protective clothing must be worn in case of fire.

### **C. ACCIDENTAL RELEASE MEASURES**

#### Personal Precautions

Wear appropriate personal protective equipment. Do not breath mist or aerosol.

#### Environmental Precautions

Prevent from entering sewers, waterways, or low area

#### Steps to be Taken if Material is Released or Spilled

Absorb spill with inert absorbent material, then place in a container for chemical waste.

### **D. STORAGE AND HANDLING**

#### General Handling

Protect against moisture. Shut containers immediately after taking product because product takes up the humidity of air. No special precautions are necessary beyond normal good hygiene practices.

#### Other Handling Precautions

Wash hands thoroughly after handling. Avoid breathing mists or aerosols.



#### Storage

Keep container closed.

### **E. EXPOSURE CONTROLS / PERSONAL PROTECTION**

#### Occupational Exposure Standards

Workplace Australia has not established an occupational exposure standard for C10-16, ethoxylated propoxylated.

#### Engineering Controls

Good general ventilation should be used.

#### Personal Protection Equipment

##### *Respiratory Protection:*

Wear respiratory protection if ventilation is inadequate.

##### *Hand Protection:*

Chemical resistant protective gloves.

##### *Skin Protection:*

Body protection must be chosen depending on activity and possible exposure.

##### *Eye protection:*

Chemical safety goggles.

##### *Other Precautions:*

Handle in accordance with good industrial hygiene and safety practice. Eyewash fountains and safety showers must be easily accessible.

### **F. TRANSPORT INFORMATION**

Alcohols, C10-16 ethoxylated propoxylated is not considered hazardous for purposes of transportation by road or rail. An Australian Dangerous Goods code is not required.

### **XI. DISPOSAL**

Disposal should be in accordance with all local, state, and federal regulations.





## XII. REGULATORY INFORMATION

Australian AICS Inventory: Listed.

## XIII. REFERENCES

- ADWG (2011). National Water Quality Management Strategy. Australian Drinking Water Guidelines, Section 6, Australian Government, National Health and Medical Research Council, Natural Resource Management Ministerial Council.
- ANZECC & ARMCANZ (2000). Australian and New Zealand guidelines for fresh and marine water quality. National Water Quality Management Strategy Paper No 4, Australian and New Zealand Environment and Conservation Council & Agriculture and Resource Management Council of Australia and New Zealand, Canberra, Australia.
- Basketter, D.A., York, M., McFadden, J.P., and Robinson, M.K. (2004). Determination of skin irritation potential in the human 4-h patch test. *Contact Dermatitis* 51: 1-4.
- Department of the Environment, Water, Heritage and the Arts [DEWHA] (2009). Environmental risk assessment guidance manual for industrial chemicals, Department of the Environment, Water, Heritage and the Arts, Commonwealth of Australia.
- ECHA. ECHA REACH database: <http://echa.europa.eu/information-on-chemicals/registered-substances>
- enHealth Human Risk Assessment [HHRA] (2012). Environmental Health Risk Assessment, Guidelines for Assessing Human Health Risks from Environmental Hazards. Office of Health Protection of the Australian Government Department of Health.
- European Chemicals Agency [ECHA] (2008). Guidance on Information Requirements and Chemical Safety Assessment, Chapter R11: PBT Assessment, European Chemicals Agency, Helsinki, Finland.
- Gingell, R., and Lu, C.C. (1991). Acute, subchronic, and reproductive toxicity of a linear alcohol ethoxylate surfactant in the rat. *J. Am. College Toxicol.* 10: 477-486.
- Klimisch, H.J., Andreae, M., and Tillmann, U. (1997). A systematic approach for evaluating the quality of experimental and toxicological and ecotoxicological data. *Regul. Toxicol. Pharmacol.* 25:1-5.
- Human and Environmental Risk Assessment (HERA) on Ingredients of Household Cleaning Products: Alcohol Ethoxylates (2009), <http://www.heraproject.com>.
- OECD (1992). Report of the OECD workshop on extrapolation of laboratory aquatic toxicity data to the real environment. OECD Environment Monographs No. 59, Organisation for Economic Co-operation and Development, Paris.



- Talmage, S.S. (1994). Environmental and Human Safety of Major Surfactants – Alcohol Ethoxylates and Alkylphenol Ethoxylates, pp. 35, The Soap and Detergent Association, Lewis Publishers, Boca Raton, Florida.
- Toll, J., Haller, M., Labee, E., Verweij, M., and Sijm, D.T.H.M. (2000). Toxicology and Chemistry, 19 646–653.
- U.S. Environmental Protection Agency [EPA] (2018). EPISuite™ v. 4.11, United States Environmental Protection Agency, Office of Pollution Prevention and Toxics and Syracuse Research Corporation. Available at: <https://www.epa.gov/tsca-screening-tools/epi-suite-estimation-program-interface>.



## ALCOHOLS, C12-15, ETHOXYLATED

This dossier on alcohols, C12-15, ethoxylated does not represent an exhaustive or critical review of all available data. Rather, it presents the most critical studies pertinent to the risk assessment of alcohols, C12-15, ethoxylated in its use in drilling muds and hydraulic fracturing fluids. The information presented in this dossier was obtained primarily from the Human & Environmental Risk Assessment on Ingredients of European Household Cleaning Products: Alcohol Ethoxylates (HERA, 2009), and from the ECHA database that provides information on chemicals that have been registered under the EU REACH (ECHA).. Where possible, study quality was evaluated using the Klimisch scoring system (Klimisch *et al.*, 1997).

### I. SUBSTANCE IDENTIFICATION

Chemical Name: Alcohols, C12-15, ethoxylated

CAS RN: 68131-39-5

Molecular formula: Not available (UVCB substance)

Molecular weight: Not available (UVCB substance)

Synonyms: Alcohols, C12-15, ethoxylated

SMILES: Not available (UVCB substance)

Alcohol ethoxylates (AE) are a class of non-ionic surfactants that have the basic structure  $C_{x-y}AE_n$ . The subscript (x-y) following the 'C' indicates the range of carbon chain units. The hydrocarbon chain can be either linear or branched. AEs also contain an ethylene oxide (E) chain attached to the alcohol. The degree of ethylene oxide polymerization is indicated by the subscript (n) which indicates the average number of ethylene oxide units. Alcohols, C12-15, ethoxylated (CAS No. 68131-39-5) has an average number of 1 to 2.5 moles of ethylene oxide units.

### II. PHYSICO-CHEMICAL PROPERTIES

**Table 1: Overview of the Physico-chemical Properties of Alcohols, C12-15, Ethoxylated (1 to 2.5 moles ethoxylated)**

Property	Value	Klimisch score	Reference
Physical state at 20°C and 101.3 kPa	Clear liquid with a rancy odor*	2	ECHA
Melting Point	7.22°C	2	ECHA



Property	Value	Klimisch score	Reference
Boiling Point	ca. 287°C	1	ECHA
Density	0.926 g/cm <sup>3</sup> @ 15.56°C	1	ECHA
Vapor Pressure	Negligible	-	ECHA
Partition coefficient (log K <sub>ow</sub> )	5.06* @ 25°C	2	ECHA
Water Solubility	7 – 63 mg/L @ 25°C	2	ECHA
Flash Point	165.56°C	2	ECHA
Auto flammability	235°C	2	ECHA
Viscosity	28.1 mPA s (dynamic) @ 20°C	2	ECHA

\*Based on alcohols, C12-14, ethoxylated (1 to 2.5 EO) [CAS No. 68439-50-9]

\*\*Weight-averaged log K<sub>oc</sub> of whole substance based on normalized composition

### III. ENVIRONMENTAL FATE PROPERTIES

#### A. Summary

Alcohols, C12-15, ethoxylated is readily biodegradable. It has a low potential for bioaccumulation and a moderate potential for absorption to soil and sediment.

#### B. Biodegradation

Alcohols, C12-15, ethoxylated is readily biodegradable. In an OECD 301B test, degradation was 72% in 28 days, but failed the 10-day window (ECHA) [Kl. score = 1].

An alcohol, C12-15, ethoxylated (7 EO) degraded 80 to 88% in 28 days when tested using a shake-flask CO<sub>2</sub>-evolution test method (ECHA) [Kl. score = 2].

#### C. Environmental Distribution

##### Adsorption/desorption

No experimental data are available for alcohols, C12-15, ethoxylated. Using KOCWIN in EPISUITE™ (EPA, 2019), the estimated K<sub>oc</sub> values for surrogates of alcohols, C12-15, ethoxylated are:



C12 linear alcohol, ethoxylated (2 EO): 279.5 L/kg (MCI) and 464.2 L/kg ( $K_{ow}$ )

C15 linear alcohol, ethoxylated (2 EO): 1,691 L/kg (MCI) and 3,018 L/kg ( $K_{ow}$ )

#### **E. Bioaccumulation**

The BCF values for alcohol ethoxylates in fathead minnows have been reported to range from <5 to 387.5 (Toll et al., 2000). The uptake rates varied from 330 to 1660 (L x kg/d) and elimination rates varied from 3.3 to 59 per day (Toll et al., 2000). The high concentrations in fish is thought to be prevented by an efficient biotransformation of the alcohol ethoxylates, leading to a high elimination rate.

### **IV. HUMAN HEALTH HAZARD ASSESSMENT**

#### **A. Summary**

The acute toxicity of alcohols, C12-15, ethoxylated is low by the oral and dermal routes. The skin irritation rabbit studies on alcohols, C12-15, ethoxylated have shown mixed results, but human patch studies on these alcohol ethoxylates do not support a skin irritant classification. Alcohols, C12-15, ethoxylated is expected to be irritating to the eyes of rabbits. Alcohols, C12-15, ethoxylated is not a skin sensitizer. Repeated dose toxicity studies on alcohol ethoxylates similar to alcohols, C12-15, ethoxylated in rats do not indicate any target organ effects. These alcohol ethoxylates are not genotoxic, carcinogenic, and have a low potential for reproductive and developmental toxicity.

#### **B. Acute Toxicity**

No acute toxicity studies are available on alcohols, C12-15, ethoxylated.

The oral  $LD_{50}$  in rats for  $C_{12-15}AE_3$  is >5,000 mg/kg (ECHA) [Kl. score = 2]. The oral  $LD_{50}$  in rats for  $C_{12-15}AE_7$  is 1,700 mg/kg (HERA, 2009) [Kl. score = 2]. The oral  $LD_{50}$  value in rats for  $C_{12-13}AE_{6.5}$  is 2,100 mg/kg (HERA, 2009) [Kl. score = 2]. The oral  $LD_{50}$  value in rats for  $C_{12-15}AE_{11}$  is >2,000 mg/kg in males and between 1,000 and 2,000 mg/kg in females (HERA, 2009) [Kl. score = 2]. The oral  $LD_{50}$  values in rats for  $C_{14-15}AE_{13}$  in two separate studies are 1,100 and 1,000 mg/kg (HERA, 2009) [Kl. score = 2]. The relative number of EO units, but not the carbon chain length, appears to influence acute oral toxicity (HERA, 2009).

An acute dermal  $LD_{50}$  values of >2,000 mg/kg were determined for  $C_{12-14}AE_3$  and  $C_{12-14}AE_6$  in two separate studies (HERA, 2009) [Kl. score = 2]. The acute dermal  $LD_{50}$  of  $C_{12-15}AE_7$  is >2,000 mg/kg (HERA, 2009) [Kl. score = 2].



## C. Irritation

### *Skin*

Application of 0.5 mL isotridecanol, ethoxylated (3 EO) to the skin of rabbits for 4 hours under occlusive conditions was considered irritating (ECHA) [Kl. score = 2].

Application of 0.5 mL isotridecanol, ethoxylated (3 EO) to the skin of rabbits for 4 hours under semi-occlusive conditions was not considered irritating (ECHA) [Kl. score = 2].

In a 24-hour human patch test, there was some short-lived redness in some individuals from the application of C<sub>12-14</sub>AE<sub>3</sub>, but there was no scaling or edema in any subjects (HERA, 2009) [Kl. score = 2].

In a standard 4-hour human patch test, the irritation potential of C<sub>12-15</sub>AE<sub>5</sub> and C<sub>12-15</sub>AE<sub>5</sub> were compared to 20% sodium dodecyl sulfate (which is classified a skin irritant under GHS). The results showed that neither alcohol ethoxylate should be classified as a skin irritant (Basketter et al., 2004) [Kl. score = 2].

### *Eye*

Most alcohol ethoxylates tested as the undiluted neat test material are moderately to severely irritating to the eyes of rabbits, with an eye irritation index (EII) ranging from >25 to 50 (HERA, 2009). The alcohol ethoxylates C<sub>12-14</sub>AE<sub>3</sub>, C<sub>12-14</sub>AE<sub>6</sub>, C<sub>13</sub>AE<sub>6</sub>, and C<sub>12-14</sub>AE<sub>10</sub> were found to be moderately to severely irritating to the eyes of rabbits (HERA, 2009). In another study, C<sub>12-15</sub>AE<sub>11</sub> was considered moderately to severely irritating to the eyes of rabbits (HERA, 2009).

Some alcohol ethoxylates were reported to be practically or minimally irritating to the eyes of rabbits with EII scores of 0.5 to 15. These alcohol ethoxylates include: C<sub>12-15</sub>AE<sub>3</sub>, C<sub>14-15</sub>AE<sub>7</sub>, C<sub>12-14</sub>AE<sub>15</sub>, C<sub>14-15</sub>AE<sub>18</sub>, and C<sub>13</sub>AE<sub>20</sub> (HERA, 2009).

## D. Sensitization

No sensitization studies are available on alcohols, C<sub>12-15</sub>, ethoxylated.

In a guinea pig maximization test, C<sub>12-13</sub>AE<sub><2.5</sub> (CAS No. 66455-14-9) was not considered a skin sensitizer (ECHA) [Kl. score = 2].

In a guinea pig maximization tests, C<sub>12-15</sub>AE<sub>3</sub>, C<sub>12-15</sub>AE<sub>7</sub>, and C<sub>14-15</sub>AE<sub>7</sub> were not considered skin sensitizers (HERA, 2009) [Kl. scores = 2].



## E. Repeated Dose Toxicity

### Oral

Rats were given in their diet 0%, 0.0313%, 0.0625%, 0.125, 0.25, 0.5 or 1.0% C<sub>12-15</sub>AE<sub>7</sub> for 90 days. The animals in the  $\geq 0.25\%$  groups showed significantly reduced body weight gain, which was associated with marked decreases in food and water consumption. Relative liver weights were significantly increased in the  $\geq 0.5\%$  male rats and  $\geq 0.25\%$  females. Histopathologic examination showed hepatocytic enlargement in the  $\geq 0.125\%$  groups, suggesting increased liver metabolism on the basis of increased alkaline phosphatase activity at the higher dose levels. The NOAEL was established at 0.0625% in the diet or 102 mg/kg-day (HERA, 2009) [Kl. score = 2].

Rats were fed C<sub>12-14</sub>AE<sub>7</sub> in the diet at concentrations of 0%, 0.0313%, 0.0625%, 0.125%, 0.25%, 0.5% and 1.0% for 90 days. The animals in the  $\geq 0.25\%$  groups showed significantly reduced body weight gain, which was associated with marked decreases in food and water consumption. Relative liver weights were significantly increased in the  $\geq 0.5\%$  male rats and  $\geq 0.25\%$  females. Histopathologic examination showed hepatocytic enlargement in the  $\geq 0.125\%$  groups, suggesting increased liver metabolism on the basis of increased alkaline phosphatase activity at the higher dose levels. The NOAEL was established at 0.0625% in the diet or 110 mg/kg-day (HERA, 2009) [Kl. score = 2].

Male and female Wistar rats given in their diet 0, 300, 1,000, 3,000, and 10,000 ppm C<sub>14-15</sub>AE<sub>7</sub> for 90 days. There were no deaths during the study. Mean body weights and feed were lower in 10,000 ppm males and the 3,000 ppm females. Feed consumption was lower in the 10,000 ppm animals and the 3,000 ppm females. Relative liver weights were increased in the  $\geq 3,000$  ppm animals, and relative spleen weights were increased in the 10,000 ppm males. Clinical chemistry changes were noted in the 10,000 ppm group and consisted of significantly higher urea, chloride and potassium levels in males; significantly higher urea, chloride and cholesterol in females. Increased total leucocytes and lymphocytes were seen in the 10,000 ppm animals and in the 3,000 ppm males. The 10,000 ppm females showed lower numbers of neutrophils; mean cell volume and mean cell hemoglobin were identified in one or both sexes fed in the  $\geq 3,000$  ppm dose groups. In the 1,000 ppm females, there were minor, but statistically significant changes in the liver and kidney weights and plasma urea concentration; these effects were considered to be of no toxicological significance. Histopathologic examination showed no treatment-related effects at any dose level. The NOAEL for this study is 1,000 ppm in the diet, which corresponded to 50 mg/kg-day (HERA, 2009) [Kl. score = 2].

Rats were given in their diet 0, 0.1, 0.5, or 1% C<sub>14-15</sub>AE<sub>7</sub> for 90 days. Body weights, food intake, organ weights, and hematology and clinical chemistry parameters were similar across groups. The NOAEL for this study is 1% in the diet, which corresponded to 700 and 785 mg/kg-day for males and females, respectively (HERA, 2009) [Kl. score = 2].

Rats were given in their diet 0, 0.1, 0.5 or 1% C<sub>12-13</sub>AE<sub>6.5</sub> or C<sub>14-15</sub>AE<sub>7</sub> for two years. Body weight gain was reduced in the 1% males and  $\geq 0.5\%$  females, which was likely due to the reduced food consumption in these animals. At study termination, organ to body weight ratios were increased in the  $\geq 0.5\%$  females (liver, kidney and brain), 1% females (heart), and 1% males (liver). A dose-related focal myocarditis was observed in males. While focal myocarditis is



commonly observed in non-treated aging rats, the incidence in the treated animals were higher than in the controls. The NOAEL was established at 0.1% or 50 mg/kg-day (HERA, 2009) [KI. score = 2].

Male and female CR rats were given in their diet C<sub>14-15</sub>AE<sub>7</sub> at 0.1, 0.5 and 1% for two years. A treatment-related body weight depression was observed in females at the two highest treatment levels and in males at the 1% dose level, probably due to the poor palatability of the diet. Relative liver, kidney, heart, and thyroid/parathyroid gland weights were increased in the 1% dietary group at study termination. Histopathological examination showed a dose-related increase in the incidence of focal myocarditis at the 12-month time point, but not at the end of the study at two years. The NOAEL for this study was considered to be 0.5% in the diet, which corresponded to 162 and 190 mg/kg-day for males and females, respectively (HERA, 2009) [KI. score = 2].

#### Inhalation

No studies are available.

#### Dermal

No adequate studies are available.

### **F. Genotoxicity**

#### *In Vitro* Studies

The genotoxicity studies conducted on alcohol ethoxylates are reviewed in HERA (2009). The results of few of the *in vitro* studies on similar alcohol ethoxylates to alcohols, C<sub>12-15</sub>, ethoxylated are presented below in Table 2.

**Table 2: *In Vitro* Genotoxicity Studies on Selected Alcohol Ethoxylates**

Test Substance	Test System	Results*		Klimisch Score	References
		-S9	+S9		
C <sub>14-15</sub> AE <sub>7</sub>	Bacterial reverse mutation ( <i>S. typhimurium</i> strains)	-	-	2	HERA, 2009
C <sub>14-15</sub> AE <sub>7</sub>	Bacterial reverse mutation ( <i>S. typhimurium</i> strains)	-	-	2	HERA, 2009
C <sub>14</sub> AE <sub>12</sub>	Chromosomal aberrations (CHO cells)	-	-	2	HERA, 2009

\*+, positive; -, negative





## *In Vivo* Studies

In two separate studies, CD-1 mice were given an intraperitoneal dose of 0, 50, or 100 mg/kg C<sub>12-15</sub>AE<sub>3</sub> or C<sub>12-14</sub>AE<sub>9</sub>. There were no increases in the frequency of micronuclei in the bone marrow cells (Talmage, 1994) [Kl. score = 2].

Male and female Tunstall rats were given a single oral gavage dose of 0, 250, 500, or 1,000 mg/kg C<sub>14-15</sub>AE<sub>7</sub>. There were no increases in chromosomal aberrations in the bone marrow cells (HERA, 2009 [Kl. score = 2].

### **G. Carcinogenicity**

No studies are available on alcohols, C12-15, ethoxylated.

Male and female Sprague-Dawley rats were given in their diet C<sub>12-13</sub>AE<sub>6.5</sub> in the diet at doses up to 1% (500 mg/kg-day). Reduced food consumption was noted at the higher dose levels (*i.e.*, 0.5 and 1% for females and 1% for males), resulting in a lower body weight gain compared to the control group. No treatment-related histopathology was found and no increase in tumor incidence was observed (HERA, 2009) [Kl. score = 2].

Male and female Charles River rats were given in their diet 0, 0.1, 0.5 or 1% C<sub>14-15</sub>AE<sub>7</sub> for two years. There were no treatment-related changes in general behavior and appearance. The survival rate of the test animals was comparable if not better than the controls. Body weights of the 0.5% females and the 1% males and females had significantly lower weight gains than the control. There were no treatment-related effects on organ weights and tumor incidence (HERA, 2009) [Kl. score = 2].

Male and female Sprague-Dawley rats were given in their diet C<sub>14-15</sub>AE<sub>7</sub> at 0.1, 0.5 and 1% for two years. A treatment-related body weight depression was observed in females at the two highest treatment levels and in males at the 1% dose level, probably due to the poor palatability of the diet. There was no evidence for any carcinogenic activity (HERA, 2009) [Kl. score = 2].

### **H. Reproductive Toxicity**

No studies are available on alcohols, C12-15, ethoxylated.

CD rats were given in their diet 0, 0.05, 0.1 or 0.5% (approximately 0, 25, 50 or 250 mg/kg-day) C<sub>12</sub>AE<sub>6</sub> in a two-generation reproductive toxicity study. There were no treatment related effects in the parents or pups on general behavior, appearance or survival. At 0.5%, there was reduced weight gain in both the parental animals and the pups compared to the controls. Fertility was unaffected by treatment. The NOAEL for reproductive toxicity is 0.5% in the diet, which corresponds to 250 mg/kg-day (HERA, 2009) [Kl. score = 2].

In a two-generation developmental and teratogenicity study, CD rats were given in their diet 0, 0.05, 0.1 or 0.5% C<sub>14-15</sub>AE<sub>7</sub> (approximately 0, 25, 50 or 250 mg/kg-day). Three of the treated groups were given the test substance continuously throughout the study; in the other three



groups the females received the test substance on GD 6-15 and the males were untreated. None of the deaths of parental rats during the study was considered to be compound-related. There were no treatment-related changes in behavior or appearance in the parental rats or pups. Slightly lower body weight gain was noted in the 0.5% continuously treated females. Food consumption was similar for control and treated rats. Fertility, gestation and viability indices were similar across groups. The average 21-day body weights for the 0.5% continuous treated pups were significantly lower than that of the control. Relative liver weights of the 0.5% continuously treated F<sub>1</sub> parental animals were increased at the 91-day sacrifice; relative liver weights of the 0.5% continuously treated males were also increased at the 60-day and caesarean section sacrifices. There were no treatment-related histopathological lesions in any of the tissues from the F<sub>0</sub> and F<sub>1</sub> generations. The NOAEL for reproductive toxicity is 0.5% in the diet or 250 mg/kg-day (HERA, 2009) [Kl. score = 2].

## **I. Developmental Toxicity**

No studies are available on alcohols, C12-15, ethoxylated.

In a two-generation reproductive toxicity study, Charles River rats were given in their diet 0, 0.05, 0.1 or 0.5% (about 0, 25, 50 or 250 mg/kg-day) C<sub>12</sub>AE<sub>6</sub>. General behavior, appearance and survival were unaffected by treatment. At the 0.5% dose level, adults and pups gained less weight than the control rats. In the 0.5% dose group, there was a statistical increase in embryo lethality and soft tissue anomalies and at the 0.1% there was a statistical decrease in mean fetal liver weight. Neither of these effects was considered to be treatment-related by the authors as they showed no dose response characteristics. The NOAEL for maternal toxicity is 50 mg/kg-day. The NOAEL for developmental and teratogenicity is 0.1% in the diet or 50 mg/kg-day (HERA, 2009) [Kl. score = 2].

Pregnant rabbits were given by oral gavage 0, 50, 100 or 200 mg/kg C<sub>12</sub>AE from gestational days 2 to 16. Nine control rabbits and 31 treated rabbits died during the study. Surviving rabbits at the 200 mg/kg dose group generally showed slight losses of body weight. At 100 and 200 mg/kg, ataxia and a slight decrease in body weight was observed in the pregnant animals. In seven treated and two control rabbits, early deliveries were recorded. There were no treatment-related effects on corpora lutea, implantations, number of live fetuses and spontaneous abortions. The NOAEL for maternal toxicity is 50 mg/kg-day; the NOAEL for developmental toxicity is 200 mg/kg-day (HERA, 2009) [Kl. score = 2].

## **V. DERIVATION OF TOXICOLOGICAL REFERENCE AND DRINKING WATER GUIDANCE VALUES**

The toxicological reference values developed for alcohols, C12-15, ethoxylated follow the methodology discussed in enHealth (2012). The approach used to develop drinking water guidance values is described in the Australian Drinking Water Guidelines (ADWG, 2011).



## A. Non-Cancer

### Oral

Two-year dietary studies in rats have been conducted on alcohol ethoxylates C<sub>12-13</sub>AE<sub>6.5</sub> and C<sub>14-15</sub>AE<sub>7</sub> (HERA, 2009). The lowest NOAEL from these studies is 50 mg/kg-day based on increased organ weights. The NOAEL of 50 mg/kg-day will be used to derive an oral reference dose and drinking water guidance value for alcohols, C12-15, ethoxylated.

#### *Oral Reference Dose (oral RfD)*

$$\text{Oral RfD} = \text{NOAEL} / (\text{UF}_A \times \text{UF}_H \times \text{UF}_L \times \text{UF}_{\text{Sub}} \times \text{UF}_D)$$

Where:

UF<sub>A</sub> (interspecies variability) = 10

UF<sub>H</sub> (intraspecies variability) = 10

UF<sub>L</sub> (LOAEL to NOAEL) = 1

UF<sub>Sub</sub> (subchronic to chronic) = 1

UF<sub>D</sub> (database uncertainty) = 1

$$\text{Oral RfD} = 50 / (10 \times 10 \times 1 \times 1 \times 1) = 50 / 100 = \underline{0.5 \text{ mg/kg-day}}$$

#### *Drinking water guidance value*

Drinking water guidance value = (animal dose) x (human weight) x (proportion of intake from water) / (volume of water consumed) x (safety factor)

Using the oral RfD,

Drinking water guidance value = (oral RfD) x (human weight) x (proportion of water consumed) / (volume of water consumed)

where:

Human weight = 70 kg (ADWG, 2011)

Proportion of water consumed = 10% (ADWG, 2011)

Volume of water consumed = 2L (ADWG, 2011)

$$\text{Drinking water guidance value} = (0.5 \times 70 \times 0.1) / 2 = \underline{1.8 \text{ mg/L}}$$

## B. Cancer

Several alcohol ethoxylates similar to alcohols, C12-16, ethoxylated were not carcinogenic to rats in a two-year dietary study. Thus, a cancer reference value was not derived.



## VI. HUMAN HEALTH HAZARD ASSESSMENT OF PHYSICO-CHEMICAL PROPERTIES

Alcohols, C12-15, ethoxylated does not exhibit the following physico-chemical properties:

- Explosivity
- Flammability
- Oxidizing potential

## VII. ENVIRONMENTAL HAZARD ASSESSMENT

### A. Summary

Alcohol, C12-15, ethoxylated has moderate chronic toxicity concern to aquatic life.

### B. Aquatic Toxicity

In developing a water quality guideline for alcohol ethoxylates (ANZECC, 2000), the toxicity data was normalized for a specific alkyl chain length or a specific number of ethoxylate (EO) groups. The NOECs listed below were normalized to an alkyl chain length of C13.3 and EO of 8.2.

Freshwater fish: 2 species, 720 to 1,500 µg/L.

Freshwater crustaceans: 2 species, 590 to 860 µg/L.

Freshwater rotifers: 1 species, *Brachionus calyciflorus*, 1,300 µg/L

Freshwater algae, diatoms and blue-green algae: 6 species, 200 to 8,700 µg/L.

Freshwater mesocosms: 4 NOEC data for multiple species tests were 80, 80, 320, and 330 µg/L, although replication was insufficient to meet OECD (1992) requirements. Normalized data were 380, 380, 320, and 1,520 µg/L.

### C. Terrestrial Toxicity

No studies are available.

### D. Calculation of PNEC

$PNEC_{water}$ : The ANZECC water quality guideline (2000) for freshwater is: **“A high reliability trigger value of 140 µg/L was derived for AE (normalized data) using the statistical distribution method with 95% protection.”**

For the purposes of calculating the PNEC values for sediment and soil, the  $PNEC_{water}$  will be 0.14 mg/L.



### PNEC soil

There are no toxicity data for terrestrial or soil organisms. Therefore, the PNEC<sub>soil</sub> was calculated using the equilibrium partitioning method. The PNEC<sub>soil</sub> values are 0.9 to 5.6 mg/kg soil dry weight.

The calculations are as follows:

$$\begin{aligned} \text{PNEC}_{\text{soil}} &= (\text{Kp}_{\text{soil}}/\text{BD}_{\text{soil}}) \times 1000 \times \text{PNEC}_{\text{water}} \\ &= (9.28/1500) \times 1000 \times 0.14 \\ &= 0.87 \end{aligned}$$

$$\begin{aligned} \text{PNEC}_{\text{soil}} &= (\text{Kp}_{\text{soil}}/\text{BD}_{\text{soil}}) \times 1000 \times \text{PNEC}_{\text{water}} \\ &= (60.36/1500) \times 1000 \times 0.14 \\ &= 5.63 \end{aligned}$$

Where:

Kp<sub>soil</sub> = soil-water partition coefficient (m<sup>3</sup>/m<sup>3</sup>)

BD<sub>soil</sub> = bulk density of soil (kg/m<sup>3</sup>) = 1,500 [default]

$$\begin{aligned} \text{Kp}_{\text{soil}} &= \text{K}_{\text{oc}} \times \text{f}_{\text{oc}} \\ &= 464 \times 0.02 \\ &= 9.28 \end{aligned}$$

$$\begin{aligned} \text{Kp}_{\text{soil}} &= \text{K}_{\text{oc}} \times \text{f}_{\text{oc}} \\ &= 3,018 \times 0.02 \\ &= 60.36 \end{aligned}$$

Where:

K<sub>oc</sub> = organic carbon normalised distribution coefficient (L/kg). The K<sub>oc</sub> values for alcohols, C12-15, ethoxylated based on K<sub>ow</sub> values range from 464 to 3,018 L/kg (see section III.C)

f<sub>oc</sub> = fraction of organic carbon in soil = 0.02 [default].

### **VIII. PBT Assessment**

The methodology for the Persistent, Bioaccumulative and Toxic (PBT) substances assessment is based on the Australian and EU Reach Criteria methodology (DEWHA, 2009; ECHA, 2008).

Alcohols, C12-15, ethoxylated is readily biodegradable and thus does not meet the screening criteria for persistence.



The bioconcentration factors (BCF) in fish for ethoxylated alcohols (which includes alcohols, C12-15, ethoxylated) have been reported to range from <5 to 387.5. Thus, alcohols, C12-15, ethoxylated does not meet the screening criteria for bioaccumulation.

The chronic NOEC values for alcohols ethoxylates are >0.1 mg/L. Thus, alcohols, C12-15, ethoxylated do not meet the criteria for toxicity.

The overall conclusion is that alcohols, C12-15, ethoxylated is not a PBT substance.

## **IX. CLASSIFICATION AND LABELING**

### **A. Classification**

Acute Toxicity Category 4 [Oral]

Eye Irritant Category 2

Aquatic Chronic Toxicity Category 3

### **B. Labelling**

Warning

### **C. Pictogram**



## **X. SAFETY AND HANDLING**

### **A. FIRST AID**

#### Eye Contact

Rinse immediately with plenty of running water. If easy to do, remove contact lenses. Get medical attention.

#### Skin Contact

Wash with soap and water. Get medical attention if symptoms occur.

#### Inhalation

Treat symptomatically. Move to fresh air. Get medical attention.



#### Ingestion

Rinse mouth with water and then drink plenty of water. Never give anything by mouth to an unconscious person. Seek medical attention.

### **B. FIRE FIGHTING INFORMATION**

#### Extinguishing Media

Water spray, dry chemical, foam. Do not use water jet.

#### Specific Exposure Hazards

May emit toxic fumes under fire conditions. Depending on conditions, decomposition products may include the following: carbon monoxide, carbon oxides.

#### Special Protective Equipment for Firefighters

Self-contained breathing apparatus and full protective clothing must be worn in case of fire.

### **C. ACCIDENTAL RELEASE MEASURES**

#### Personal Precautions

Wear appropriate personal protective equipment. Do not breath mist or aerosol.

#### Environmental Precautions

Prevent from entering sewers, waterways, or low area

#### Steps to be Taken if Material is Released or Spilled

Absorb spill with inert absorbent material, then place in a container for chemical waste.

### **D. STORAGE AND HANDLING**

#### General Handling

Protect against moisture. Shut containers immediately after taking product because product takes up the humidity of air. No special precautions are necessary beyond normal good hygiene practices.

#### Other Handling Precautions

Wash hands thoroughly after handling. Avoid breathing mists or aerosols.

#### Storage

Keep container closed.



## **E. EXPOSURE CONTROLS / PERSONAL PROTECTION**

### Occupational Exposure Standards

Workplace Australia has not established an occupational exposure standard for isotridecanol, ethoxylated.

### Engineering Controls

Good general ventilation should be used.

### Personal Protection Equipment

#### *Respiratory Protection:*

Wear respiratory protection if ventilation is inadequate.

#### *Hand Protection:*

Chemical resistant protective gloves.

#### *Skin Protection:*

Body protection must be chosen depending on activity and possible exposure.

#### *Eye protection:*

Chemical safety goggles.

#### *Other Precautions:*

Handle in accordance with good industrial hygiene and safety practice. Eyewash fountains and safety showers must be easily accessible.

## **F. TRANSPORT INFORMATION**

Isotridecanol, ethoxylated is not considered hazardous for purposes of transportation by road or rail. An Australian Dangerous Goods code is not required.

## **XI. DISPOSAL**

Disposal should be in accordance with all local, state, and federal regulations.

## **XII. REGULATORY INFORMATION**

Australian AICS Inventory: Listed.





### XIII. REFERENCES

- ADWG (2011). National Water Quality Management Strategy. Australian Drinking Water Guidelines, Section 6, Australian Government, National Health and Medical Research Council, Natural Resource Management Ministerial Council.
- ANZECC & ARMCANZ (2000). Australian and New Zealand guidelines for fresh and marine water quality. National Water Quality Management Strategy Paper No 4, Australian and New Zealand Environment and Conservation Council & Agriculture and Resource Management Council of Australia and New Zealand, Canberra, Australia.
- Basketter, D.A., York, M., McFadden, J.P., and Robinson, M.K. (2004). Determination of skin irritation potential in the human 4-h patch test. *Contact Dermatitis* 51: 1-4.
- Department of the Environment, Water, Heritage and the Arts [DEWHA] (2009). Environmental risk assessment guidance manual for industrial chemicals, Department of the Environment, Water, Heritage and the Arts, Commonwealth of Australia.
- ECHA. ECHA REACH database: <http://echa.europa.eu/information-on-chemicals/registered-substances>
- enHealth Human Risk Assessment [HHRA] (2012). Environmental Health Risk Assessment, Guidelines for Assessing Human Health Risks from Environmental Hazards. Office of Health Protection of the Australian Government Department of Health.
- European Chemicals Agency [ECHA] (2008). Guidance on Information Requirements and Chemical Safety Assessment, Chapter R11: PBT Assessment, European Chemicals Agency, Helsinki, Finland.
- Klimisch, H.J., Andreae, M., and Tillmann, U. (1997). A systematic approach for evaluating the quality of experimental and toxicological and ecotoxicological data. *Regul. Toxicol. Pharmacol.* 25:1-5.
- Human and Environmental Risk Assessment (HERA) on Ingredients of Household Cleaning Products: Alcohol Ethoxylates (2009), <http://www.heraproject.com>.
- OECD (1992). Report of the OECD workshop on extrapolation of laboratory aquatic toxicity data to the real environment. OECD Environment Monographs No. 59, Organisation for Economic Co-operation and Development, Paris.
- Talmage, S.S. (1994). Environmental and Human Safety of Major Surfactants – Alcohol Ethoxylates and Alkylphenol Ethoxylates, pp. 35, The Soap and Detergent Association, Lewis Publishers, Boca Raton, Florida.
- Toll, J., Haller, M., Labee, E., Verweij, M., and Sijm, D.T.H.M. (2000). Toxicology and Chemistry, 19 646–653.



U.S. Environmental Protection Agency [EPA] (2018). EPISuite™ v. 4.11, United States Environmental Protection Agency, Office of Pollution Prevention and Toxics and Syracuse Research Corporation. Available at: <https://www.epa.gov/tsca-screening-tools/epi-suite-estimation-program-interface>.



## ALCOHOLS, C12-16, ETHOXYLATED

This dossier on alcohols, C12-16, ethoxylated does not represent an exhaustive or critical review of all available data. Rather, it presents the most critical studies pertinent to the risk assessment of alcohols, C12-16, ethoxylated in its use in drilling muds and hydraulic fracturing fluids. The information presented in this dossier was obtained primarily from the Human & Environmental Risk Assessment on Ingredients of European Household Cleaning Products: Alcohol Ethoxylates (HERA, 2009), and from the ECHA database that provides information on chemicals that have been registered under the EU REACH (ECHA). Where possible, study quality was evaluated using the Klimisch scoring system (Klimisch *et al.*, 1997).

### I. SUBSTANCE IDENTIFICATION

Chemical Name: Alcohols, C12-16, ethoxylated

CAS RN: 68551-12-2

Molecular formula: Not available (UVCB substance)

Molecular weight: Not available (UVCB substance)

Synonyms: Alcohols, C12-16, ethoxylated

SMILES: Not available (UVCB substance)

Alcohol ethoxylates (AE) are a class of non-ionic surfactants that have the basic structure  $C_{x-y}AE_n$ . The subscript (x-y) following the 'C' indicates the range of carbon chain units. The hydrocarbon chain can be either linear or branched. AEs also contain an ethylene oxide (E) chain attached to the alcohol. The degree of ethylene oxide polymerization is indicated by the subscript (n) which indicates the average number of ethylene oxide units.

### II. PHYSICO-CHEMICAL PROPERTIES

No information is available on alcohols, C12-16, ethoxylated.

**Table 1: Overview of the Physico-chemical Properties of Alcohols, C12-15, Ethoxylated (1 to 2.5 moles ethoxylated)**

Property	Value	Klimisch score	Reference
Physical state at 20°C and 101.3 kPa	Clear liquid with a rancy odor*	2	ECHA
Melting Point	7.22°C	2	ECHA



Property	Value	Klimisch score	Reference
Boiling Point	ca. 287°C	1	ECHA
Density	0.926 g/cm <sup>3</sup> @ 15.56°C	1	ECHA
Vapor Pressure	Negligible	-	ECHA
Partition coefficient (log K <sub>ow</sub> )	5.06* @ 25°C	2	ECHA
Water Solubility	7 – 63 mg/L @ 25°C	2	ECHA
Flash Point	165.56°C	2	ECHA
Auto flammability	235°C	2	ECHA
Viscosity	28.1 mPA s (dynamic) @ 20°C	2	ECHA

\*Based on alcohols, C12-14, ethoxylated (1 to 2.5 EO) [CAS No. 68439-50-9]

\*\*Weight-averaged log K<sub>oc</sub> of whole substance based on normalized composition

### III. ENVIRONMENTAL FATE PROPERTIES

#### A. Summary

Alcohols, C12-16, ethoxylated is readily biodegradable. It has a low potential for bioaccumulation and a moderate potential for absorption to soil and sediment.

#### B. Biodegradation

No studies are available on alcohol, C12-16, ethoxylated.

Alcohols, C12-15, ethoxylated is readily biodegradable. In an OECD 301B test, degradation was 72% in 28 days, but failed the 10-day window (ECHA) [Kl. score = 1].

An alcohol, C12-15, ethoxylated (7 EO) degraded 80 to 88% in 28 days when tested using a shake-flask CO<sub>2</sub>-evolution test method (ECHA) [Kl. score = 2].



## C. Environmental Distribution

### Adsorption/desorption

No experimental data are available for alcohols, C12-16, ethoxylated. Using KOCWIN in EPISUITE™ (EPA, 2019), the estimated  $K_{oc}$  values for surrogates of alcohols, C12-16, ethoxylated are:

C12 linear alcohol, ethoxylated (2 EO): 279.5 L/kg (MCI) and 464.2 L/kg ( $K_{ow}$ )

C16 linear alcohol, ethoxylated (2 EO): 3,083 L/kg (MCI) and 5,706 L/kg ( $K_{ow}$ )

## E. Bioaccumulation

The BCF values for alcohol ethoxylates in fathead minnows have been reported to range from <5 to 387.5 (Toll et al., 2000). The uptake rates varied from 330 to 1660 (L x kg/d) and elimination rates varied from 3.3 to 59 per day (Toll et al., 2000). The high concentrations in fish is thought to be prevented by an efficient biotransformation of the alcohol ethoxylates, leading to a high elimination rate.

## IV. HUMAN HEALTH HAZARD ASSESSMENT

### A. Summary

The acute toxicity of alcohols, C12-16, ethoxylated is low by the oral and dermal routes. The skin irritation rabbit studies on alcohols, C12-16, ethoxylated have shown mixed results, but human patch studies on these alcohol ethoxylates do not support a skin irritant classification. Alcohols, C12-16, ethoxylated is expected to be irritating to the eyes of rabbits. Alcohols, C12-16, ethoxylated is not a skin sensitizer. Repeated dose toxicity studies on alcohol ethoxylates similar to alcohols, C12-16, ethoxylated in rats do not indicate any target organ effects. These alcohol ethoxylates are not genotoxic, carcinogenic, and have a low potential for reproductive and developmental toxicity.

### B. Acute Toxicity

No acute toxicity studies are available on alcohols, C12-16, ethoxylated.

The oral  $LD_{50}$  in rats for  $C_{12-15}AE_3$  is >5,000 mg/kg (ECHA) [KI. score = 2]. The oral  $LD_{50}$  in rats for  $C_{12-15}AE_7$  is 1,700 mg/kg (HERA, 2009) [KI. score = 2]. The oral  $LD_{50}$  value in rats for  $C_{12-13}AE_{6.5}$  is 2,100 mg/kg (HERA, 2009) [KI. score = 2]. The oral  $LD_{50}$  value in rats for  $C_{12-15}AE_{11}$  is >2,000 mg/kg in males and between 1,000 and 2,000 mg/kg in females (HERA, 2009) [KI. score = 2]. The oral  $LD_{50}$  values in rats for  $C_{14-15}AE_{13}$  in two separate studies are 1,100 and 1,000 mg/kg (HERA, 2009) [KI. score = 2]. The relative number of EO units, but not the carbon chain length, appears to influence acute oral toxicity (HERA, 2009).



An acute dermal LD<sub>50</sub> values of >2,000 mg/kg were determined for C<sub>12-14</sub>AE<sub>3</sub> and C<sub>12-14</sub>AE<sub>6</sub> in two separate studies (HERA, 2009) [Kl. score = 2]. The acute dermal LD<sub>50</sub> of C<sub>12-15</sub>AE<sub>7</sub> is >2,000 mg/kg (HERA, 2009) [Kl. score = 2].

### C. Irritation

#### *Skin*

Application of 0.5 mL isotridecanol, ethoxylated (3 EO) to the skin of rabbits for 4 hours under occlusive conditions was considered irritating (ECHA) [Kl. score = 2].

Application of 0.5 mL isotridecanol, ethoxylated (3 EO) to the skin of rabbits for 4 hours under semi-occlusive conditions was not considered irritating (ECHA) [Kl. score = 2].

In a 24-hour human patch test, there was some short-lived redness in some individuals from the application of C<sub>12-14</sub>AE<sub>3</sub>, but there was no scaling or edema in any subjects (HERA, 2009) [Kl. score = 2].

In a standard 4-hour human patch test, the irritation potential of C<sub>12-15</sub>AE<sub>5</sub> and C<sub>12-15</sub>AE<sub>5</sub> were compared to 20% sodium dodecyl sulfate (which is classified a skin irritant under GHS). The results showed that neither alcohol ethoxylate should be classified as a skin irritant (Basketter et al., 2004) [Kl. score = 2].

#### *Eye*

Most alcohol ethoxylates tested as the undiluted neat test material are moderately to severely irritating to the eyes of rabbits, with an eye irritation index (EII) ranging from >25 to 50 (HERA, 2009). The alcohol ethoxylates C<sub>12-14</sub>AE<sub>3</sub>, C<sub>12-14</sub>AE<sub>6</sub>, C<sub>13</sub>AE<sub>6</sub>, and C<sub>12-14</sub>AE<sub>10</sub> were found to be moderately to severely irritating to the eyes of rabbits (HERA, 2009). In another study, C<sub>12-15</sub>AE<sub>11</sub> was considered moderately to severely irritating to the eyes of rabbits (HERA, 2009).

Some alcohol ethoxylates were reported to be practically or minimally irritating to the eyes of rabbits with EII scores of 0.5 to 15. These alcohol ethoxylates include: C<sub>12-15</sub>AE<sub>3</sub>, C<sub>14-15</sub>AE<sub>7</sub>, C<sub>12-14</sub>AE<sub>15</sub>, C<sub>14-15</sub>AE<sub>18</sub>, and C<sub>13</sub>AE<sub>20</sub> (HERA, 2009).

### D. Sensitization

No sensitization studies are available on alcohols, C<sub>12-16</sub>, ethoxylated.

In a guinea pig maximization test, C<sub>12-13</sub>AE<sub><2.5</sub> (CAS No. 66455-14-9) was not considered a skin sensitizer (ECHA) [Kl. score = 2].

In a guinea pig maximization tests, C<sub>12-15</sub>AE<sub>3</sub>, C<sub>12-15</sub>AE<sub>7</sub>, and C<sub>14-15</sub>AE<sub>7</sub> were not considered skin sensitizers (HERA, 2009) [Kl. scores = 2].



## E. Repeated Dose Toxicity

### Oral

No repeated dose toxicity studies are available on alcohols, C<sub>12-16</sub>, ethoxylated.

Rats were given in their diet 0%, 0.0313%, 0.0625%, 0.125, 0.25, 0.5 or 1.0% C<sub>12-15</sub>AE<sub>7</sub> for 90 days. The animals in the  $\geq 0.25\%$  groups showed significantly reduced body weight gain, which was associated with marked decreases in food and water consumption. Relative liver weights were significantly increased in the  $\geq 0.5\%$  male rats and  $\geq 0.25\%$  females. Histopathologic examination showed hepatocytic enlargement in the  $\geq 0.125\%$  groups, suggesting increased liver metabolism on the basis of increased alkaline phosphatase activity at the higher dose levels. The NOAEL was established at 0.0625% in the diet or 102 mg/kg-day (HERA, 2009) [Kl. score = 2].

Rats were fed C<sub>12-14</sub>AE<sub>7</sub> in the diet at concentrations of 0%, 0.0313%, 0.0625%, 0.125%, 0.25%, 0.5% and 1.0% for 90 days. The animals in the  $\geq 0.25\%$  groups showed significantly reduced body weight gain, which was associated with marked decreases in food and water consumption. Relative liver weights were significantly increased in the  $\geq 0.5\%$  male rats and  $\geq 0.25\%$  females. Histopathologic examination showed hepatocytic enlargement in the  $\geq 0.125\%$  groups, suggesting increased liver metabolism on the basis of increased alkaline phosphatase activity at the higher dose levels. The NOAEL was established at 0.0625% in the diet or 110 mg/kg-day (HERA, 2009) [Kl. score = 2].

Male and female Wistar rats given in their diet 0, 300, 1,000, 3,000, and 10,000 ppm C<sub>14-15</sub>AE<sub>7</sub> for 90 days. There were no deaths during the study. Mean body weights and feed were lower in 10,000 ppm males and the 3,000 ppm females. Feed consumption was lower in the 10,000 ppm animals and the 3,000 ppm females. Relative liver weights were increased in the  $\geq 3,000$  ppm animals, and relative spleen weights were increased in the 10,000 ppm males. Clinical chemistry changes were noted in the 10,000 ppm group and consisted of significantly higher urea, chloride and potassium levels in males; significantly higher urea, chloride and cholesterol in females. Increased total leucocytes and lymphocytes were seen in the 10,000 ppm animals and in the 3,000 ppm males. The 10,000 ppm females showed lower numbers of neutrophils; mean cell volume and mean cell hemoglobin were identified in one or both sexes fed in the  $\geq 3,000$  ppm dose groups. In the 1,000 ppm females, there were minor, but statistically significant changes in the liver and kidney weights and plasma urea concentration; these effects were considered to be of no toxicological significance. Histopathologic examination showed no treatment-related effects at any dose level. The NOAEL for this study is 1,000 ppm in the diet, which corresponded to 50 mg/kg-day (HERA, 2009) [Kl. score = 2].

Rats were given in their diet 0, 0.1, 0.5, or 1% C<sub>14-15</sub>AE<sub>7</sub> for 90 days. Body weights, food intake, organ weights, and hematology and clinical chemistry parameters were similar across groups. The NOAEL for this study is 1% in the diet, which corresponded to 700 and 785 mg/kg-day for males and females, respectively (HERA, 2009) [Kl. score = 2].

Rats were given in their diet 0, 0.1, 0.5 or 1% C<sub>12-13</sub>AE<sub>6.5</sub> or C<sub>14-15</sub>AE<sub>7</sub> for two years. Body weight gain was reduced in the 1% males and  $\geq 0.5\%$  females, which was likely due to the reduced food consumption in these animals. At study termination, organ to body weight ratios were increased in the  $\geq 0.5\%$  females (liver, kidney and brain), 1% females (heart), and 1% males



(liver). A dose-related focal myocarditis was observed in males. While focal myocarditis is commonly observed in non-treated aging rats, the incidence in the treated animals were higher than in the controls. The NOAEL was established at 0.1% or 50 mg/kg-day (HERA, 2009) [KI. score = 2].

Male and female CR rats were given in their diet C<sub>14-15</sub>AE<sub>7</sub> at 0.1, 0.5 and 1% for two years. A treatment-related body weight depression was observed in females at the two highest treatment levels and in males at the 1% dose level, probably due to the poor palatability of the diet. Relative liver, kidney, heart, and thyroid/parathyroid gland weights were increased in the 1% dietary group at study termination. Histopathological examination showed a dose-related increase in the incidence of focal myocarditis at the 12-month time point, but not at the end of the study at two years. The NOAEL for this study was considered to be 0.5% in the diet, which corresponded to 162 and 190 mg/kg-day for males and females, respectively (HERA, 2009) [KI. score = 2].

#### Inhalation

No studies are available.

#### Dermal

No adequate studies are available.

### **F. Genotoxicity**

#### *In Vitro* Studies

The genotoxicity studies conducted on alcohol ethoxylates are reviewed in HERA (2009). The results of few of the *in vitro* studies on similar alcohol ethoxylates to alcohols, C<sub>12-16</sub>, ethoxylated are presented below in Table 2.

**Table 2: *In Vitro* Genotoxicity Studies on Selected Alcohol Ethoxylates**

Test Substance	Test System	Results*		Klimisch Score	References
		-S9	+S9		
C <sub>14-15</sub> AE <sub>7</sub>	Bacterial reverse mutation ( <i>S. typhimurium</i> strains)	-	-	2	HERA, 2009
C <sub>14-15</sub> AE <sub>7</sub>	Bacterial reverse mutation ( <i>S. typhimurium</i> strains)	-	-	2	HERA, 2009
C <sub>14</sub> AE <sub>12</sub>	Chromosomal aberrations (CHO cells)	-	-	2	HERA, 2009

\*+, positive; -, negative





### *In Vivo* Studies

In two separate studies, CD-1 mice were given an intraperitoneal dose of 0, 50, or 100 mg/kg C<sub>12-15</sub>AE<sub>3</sub> or C<sub>12-14</sub>AE<sub>9</sub>. There were no increases in the frequency of micronuclei in the bone marrow cells (Talmage, 1994) [Kl. score = 2].

Male and female Tunstall rats were given a single oral gavage dose of 0, 250, 500, or 1,000 mg/kg C<sub>14-15</sub>AE<sub>7</sub>. There were no increases in chromosomal aberrations in the bone marrow cells (HERA, 2009 [Kl. score = 2].

### **G. Carcinogenicity**

No studies are available on alcohols, C12-16, ethoxylated.

Male and female Sprague-Dawley rats were given in their diet C<sub>12-13</sub>AE<sub>6.5</sub> in the diet at doses up to 1% (500 mg/kg-day). Reduced food consumption was noted at the higher dose levels (*i.e.*, 0.5 and 1% for females and 1% for males), resulting in a lower body weight gain compared to the control group. No treatment-related histopathology was found and no increase in tumor incidence was observed (HERA, 2009) [Kl. score = 2].

Male and female Charles River rats were given in their diet 0, 0.1, 0.5 or 1% C<sub>14-15</sub>AE<sub>7</sub> for two years. There were no treatment-related changes in general behavior and appearance. The survival rate of the test animals was comparable if not better than the controls. Body weights of the 0.5% females and the 1% males and females had significantly lower weight gains than the control. There were no treatment-related effects on organ weights and tumor incidence (HERA, 2009) [Kl. score = 2].

Male and female Sprague-Dawley rats were given in their diet C<sub>14-15</sub>AE<sub>7</sub> at 0.1, 0.5 and 1% for two years. A treatment-related body weight depression was observed in females at the two highest treatment levels and in males at the 1% dose level, probably due to the poor palatability of the diet. There was no evidence for any carcinogenic activity (HERA, 2009) [Kl. score = 2].

### **H. Reproductive Toxicity**

No studies are available on alcohols, C12-16, ethoxylated.

CD rats were given in their diet 0, 0.05, 0.1 or 0.5% (approximately 0, 25, 50 or 250 mg/kg-day) C<sub>12</sub>AE<sub>6</sub> in a two-generation reproductive toxicity study. There were no treatment related effects in the parents or pups on general behavior, appearance or survival. At 0.5%, there was reduced weight gain in both the parental animals and the pups compared to the controls. Fertility was unaffected by treatment. The NOAEL for reproductive toxicity is 0.5% in the diet, which corresponds to 250 mg/kg-day (HERA, 2009) [Kl. score = 2].

In a two-generation developmental and teratogenicity study, CD rats were given in their diet 0, 0.05, 0.1 or 0.5% C<sub>14-15</sub>AE<sub>7</sub> (approximately 0, 25, 50 or 250 mg/kg-day). Three of the treated



groups were given the test substance continuously throughout the study; in the other three groups the females received the test substance on GD 6-15 and the males were untreated. None of the deaths of parental rats during the study was considered to be compound-related. There were no treatment-related changes in behavior or appearance in the parental rats or pups. Slightly lower body weight gain was noted in the 0.5% continuously treated females. Food consumption was similar for control and treated rats. Fertility, gestation and viability indices were similar across groups. The average 21-day body weights for the 0.5% continuous treated pups were significantly lower than that of the control. Relative liver weights of the 0.5% continuously treated F<sub>1</sub> parental animals were increased at the 91-day sacrifice; relative liver weights of the 0.5% continuously treated males were also increased at the 60-day and caesarean section sacrifices. There were no treatment-related histopathological lesions in any of the tissues from the F<sub>0</sub> and F<sub>1</sub> generations. The NOAEL for reproductive toxicity is 0.5% in the diet or 250 mg/kg-day (HERA, 2009) [KI. score = 2].

## **I. Developmental Toxicity**

No studies are available on alcohols, C12-16, ethoxylated.

In a two-generation reproductive toxicity study, Charles River rats were given in their diet 0, 0.05, 0.1 or 0.5% (about 0, 25, 50 or 250 mg/kg-day) C<sub>12</sub>AE<sub>6</sub>. General behavior, appearance and survival were unaffected by treatment. At the 0.5% dose level, adults and pups gained less weight than the control rats. In the 0.5% dose group, there was a statistical increase in embryo lethality and soft tissue anomalies and at the 0.1% there was a statistical decrease in mean fetal liver weight. Neither of these effects was considered to be treatment-related by the authors as they showed no dose response characteristics. The NOAEL for maternal toxicity is 50 mg/kg-day. The NOAEL for developmental and teratogenicity is 0.1% in the diet or 50 mg/kg-day (HERA, 2009) [KI. score = 2].

Pregnant rabbits were given by oral gavage 0, 50, 100 or 200 mg/kg C<sub>12</sub>AE from gestational days 2 to 16. Nine control rabbits and 31 treated rabbits died during the study. Surviving rabbits at the 200 mg/kg dose group generally showed slight losses of body weight. At 100 and 200 mg/kg, ataxia and a slight decrease in body weight was observed in the pregnant animals. In seven treated and two control rabbits, early deliveries were recorded. There were no treatment-related effects on corpora lutea, implantations, number of live fetuses and spontaneous abortions. The NOAEL for maternal toxicity is 50 mg/kg-day; the NOAEL for developmental toxicity is 200 mg/kg-day (HERA, 2009) [KI. score = 2].

## **V. DERIVATION OF TOXICOLOGICAL REFERENCE AND DRINKING WATER GUIDANCE VALUES**

The toxicological reference values developed for alcohols, C12-16, ethoxylated follow the methodology discussed in enHealth (2012). The approach used to develop drinking water guidance values is described in the Australian Drinking Water Guidelines (ADWG, 2011).



## A. Non-Cancer

### Oral

Two-year dietary studies in rats have been conducted on alcohol ethoxylates C<sub>12-13</sub>AE<sub>6.5</sub> and C<sub>14-15</sub>AE<sub>7</sub> (HERA, 2009). The lowest NOAEL from these studies is 50 mg/kg-day based on increased organ weights. The NOAEL of 50 mg/kg-day will be used to derive an oral reference dose and drinking water guidance value for alcohols, C12-16, ethoxylated.

#### *Oral Reference Dose (oral RfD)*

$$\text{Oral RfD} = \text{NOAEL} / (\text{UF}_A \times \text{UF}_H \times \text{UF}_L \times \text{UF}_{\text{Sub}} \times \text{UF}_D)$$

Where:

UF<sub>A</sub> (interspecies variability) = 10

UF<sub>H</sub> (intraspecies variability) = 10

UF<sub>L</sub> (LOAEL to NOAEL) = 1

UF<sub>Sub</sub> (subchronic to chronic) = 1

UF<sub>D</sub> (database uncertainty) = 1

$$\text{Oral RfD} = 50 / (10 \times 10 \times 1 \times 1 \times 1) = 50 / 100 = \underline{0.5 \text{ mg/kg-day}}$$

#### *Drinking water guidance value*

Drinking water guidance value = (animal dose) x (human weight) x (proportion of intake from water) / (volume of water consumed) x (safety factor)

Using the oral RfD,

Drinking water guidance value = (oral RfD) x (human weight) x (proportion of water consumed) / (volume of water consumed)

where:

Human weight = 70 kg (ADWG, 2011)

Proportion of water consumed = 10% (ADWG, 2011)

Volume of water consumed = 2L (ADWG, 2011)

$$\text{Drinking water guidance value} = (0.5 \times 70 \times 0.1) / 2 = \underline{1.8 \text{ mg/L}}$$

## B. Cancer

Several alcohol ethoxylates similar to alcohols, C12-16, ethoxylated were not carcinogenic to rats in a two-year dietary study. Thus, a cancer reference value was not derived.



## VI. HUMAN HEALTH HAZARD ASSESSMENT OF PHYSICO-CHEMICAL PROPERTIES

Alcohols, C12-16, ethoxylated does not exhibit the following physico-chemical properties:

- Explosivity
- Flammability
- Oxidizing potential

## VII. ENVIRONMENTAL HAZARD ASSESSMENT

### A. Summary

Alcohol, C12-16, ethoxylated has moderate chronic toxicity concern to aquatic life.

### B. Aquatic Toxicity

In developing a water quality guideline for alcohol ethoxylates (ANZECC, 2000), the toxicity data was normalized for a specific alkyl chain length or a specific number of ethoxylate (EO) groups. The NOECs listed below were normalized to an alkyl chain length of C13.3 and EO of 8.2.

Freshwater fish: 2 species, 720 to 1,500 µg/L.

Freshwater crustaceans: 2 species, 590 to 860 µg/L.

Freshwater rotifers: 1 species, *Brachionus calyciflorus*, 1,300 µg/L

Freshwater algae, diatoms and blue-green algae: 6 species, 200 to 8,700 µg/L.

Freshwater mesocosms: 4 NOEC data for multiple species tests were 80, 80, 320, and 330 µg/L, although replication was insufficient to meet OECD (1992) requirements. Normalized data were 380, 380, 320, and 1,520 µg/L.

### C. Terrestrial Toxicity

No studies are available.

### D. Calculation of PNEC

$PNEC_{water}$ : The ANZECC water quality guideline (2000) for freshwater is: **“A high reliability trigger value of 140 µg/L was derived for AE (normalized data) using the statistical distribution method with 95% protection.”**

For the purposes of calculating the PNEC values for sediment and soil, the  $PNEC_{water}$  will be 0.14 mg/L.



### PNEC soil

There are no toxicity data for terrestrial or soil organisms. Therefore, the PNEC<sub>soil</sub> was calculated using the equilibrium partitioning method. The PNEC<sub>soil</sub> values are 0.9 to 10.7 mg/kg soil dry weight.

The calculations are as follows:

$$\begin{aligned} \text{PNEC}_{\text{soil}} &= (\text{Kp}_{\text{soil}}/\text{BD}_{\text{soil}}) \times 1000 \times \text{PNEC}_{\text{water}} \\ &= (9.28/1500) \times 1000 \times 0.14 \\ &= 0.87 \end{aligned}$$

$$\begin{aligned} \text{PNEC}_{\text{soil}} &= (\text{Kp}_{\text{soil}}/\text{BD}_{\text{soil}}) \times 1000 \times \text{PNEC}_{\text{water}} \\ &= (114.12/1500) \times 1000 \times 0.14 \\ &= 10.65 \end{aligned}$$

Where:

Kp<sub>soil</sub> = soil-water partition coefficient (m<sup>3</sup>/m<sup>3</sup>)

BD<sub>soil</sub> = bulk density of soil (kg/m<sup>3</sup>) = 1,500 [default]

$$\begin{aligned} \text{Kp}_{\text{soil}} &= \text{K}_{\text{oc}} \times \text{f}_{\text{oc}} \\ &= 464 \times 0.02 \\ &= 9.28 \end{aligned}$$

$$\begin{aligned} \text{Kp}_{\text{soil}} &= \text{K}_{\text{oc}} \times \text{f}_{\text{oc}} \\ &= 5,706 \times 0.02 \\ &= 114.12 \end{aligned}$$

Where:

K<sub>oc</sub> = organic carbon normalised distribution coefficient (L/kg). The K<sub>oc</sub> values for alcohols, C12-16, ethoxylated based on K<sub>ow</sub> values range from 464 to 5,706 L/kg (see section III.C)

f<sub>oc</sub> = fraction of organic carbon in soil = 0.02 [default].

### **VIII. PBT Assessment**

The methodology for the Persistent, Bioaccumulative and Toxic (PBT) substances assessment is based on the Australian and EU Reach Criteria methodology (DEWHA, 2009; ECHA, 2008).

Alcohols, C12-16, ethoxylated is readily biodegradable and thus does not meet the screening criteria for persistence.



The bioconcentration factors (BCF) in fish for ethoxylated alcohols (which includes alcohols, C12-16, ethoxylated) have been reported to range from <5 to 387.5. Thus, alcohols, C12-16, ethoxylated does not meet the screening criteria for bioaccumulation.

The chronic NOEC values for alcohols ethoxylates are >0.1 mg/L. Thus, alcohols, C12-16, ethoxylated do not meet the criteria for toxicity.

The overall conclusion is that alcohols, C12-16, ethoxylated is not a PBT substance.

## **IX. CLASSIFICATION AND LABELING**

### **A. Classification**

Acute Toxicity Category 4 [Oral]

Eye Irritant Category 2

Aquatic Chronic Toxicity Category 3

### **B. Labelling**

Warning

### **C. Pictogram**



## **X. SAFETY AND HANDLING**

### **A. FIRST AID**

#### Eye Contact

Rinse immediately with plenty of running water. If easy to do, remove contact lenses. Get medical attention.

#### Skin Contact

Wash with soap and water. Get medical attention if symptoms occur.

#### Inhalation

Treat symptomatically. Move to fresh air. Get medical attention.



#### Ingestion

Rinse mouth with water and then drink plenty of water. Never give anything by mouth to an unconscious person. Seek medical attention.

### **B. FIRE FIGHTING INFORMATION**

#### Extinguishing Media

Water spray, dry chemical, foam. Do not use water jet.

#### Specific Exposure Hazards

May emit toxic fumes under fire conditions. Depending on conditions, decomposition products may include the following: carbon monoxide, carbon oxides.

#### Special Protective Equipment for Firefighters

Self-contained breathing apparatus and full protective clothing must be worn in case of fire.

### **C. ACCIDENTAL RELEASE MEASURES**

#### Personal Precautions

Wear appropriate personal protective equipment. Do not breath mist or aerosol.

#### Environmental Precautions

Prevent from entering sewers, waterways, or low area

#### Steps to be Taken if Material is Released or Spilled

Absorb spill with inert absorbent material, then place in a container for chemical waste.

### **D. STORAGE AND HANDLING**

#### General Handling

Protect against moisture. Shut containers immediately after taking product because product takes up the humidity of air. No special precautions are necessary beyond normal good hygiene practices.

#### Other Handling Precautions

Wash hands thoroughly after handling. Avoid breathing mists or aerosols.

#### Storage

Keep container closed.



## **E. EXPOSURE CONTROLS / PERSONAL PROTECTION**

### Occupational Exposure Standards

Workplace Australia has not established an occupational exposure standard for alcohols, C12-16, ethoxylated.

### Engineering Controls

Good general ventilation should be used.

### Personal Protection Equipment

#### *Respiratory Protection:*

Wear respiratory protection if ventilation is inadequate.

#### *Hand Protection:*

Chemical resistant protective gloves.

#### *Skin Protection:*

Body protection must be chosen depending on activity and possible exposure.

#### *Eye protection:*

Chemical safety goggles.

#### *Other Precautions:*

Handle in accordance with good industrial hygiene and safety practice. Eyewash fountains and safety showers must be easily accessible.

## **F. TRANSPORT INFORMATION**

Alcohols, C12-16, ethoxylated is not considered hazardous for purposes of transportation by road or rail. An Australian Dangerous Goods code is not required.

## **XI. DISPOSAL**

Disposal should be in accordance with all local, state, and federal regulations.

## **XII. REGULATORY INFORMATION**

Australian AICS Inventory: Listed.





### XIII. REFERENCES

- ADWG (2011). National Water Quality Management Strategy. Australian Drinking Water Guidelines, Section 6, Australian Government, National Health and Medical Research Council, Natural Resource Management Ministerial Council.
- ANZECC & ARMCANZ (2000). Australian and New Zealand guidelines for fresh and marine water quality. National Water Quality Management Strategy Paper No 4, Australian and New Zealand Environment and Conservation Council & Agriculture and Resource Management Council of Australia and New Zealand, Canberra, Australia.
- Basketter, D.A., York, M., McFadden, J.P., and Robinson, M.K. (2004). Determination of skin irritation potential in the human 4-h patch test. *Contact Dermatitis* 51: 1-4.
- Department of the Environment, Water, Heritage and the Arts [DEWHA] (2009). Environmental risk assessment guidance manual for industrial chemicals, Department of the Environment, Water, Heritage and the Arts, Commonwealth of Australia.
- ECHA. ECHA REACH database: <http://echa.europa.eu/information-on-chemicals/registered-substances>
- enHealth Human Risk Assessment [HHRA] (2012). Environmental Health Risk Assessment, Guidelines for Assessing Human Health Risks from Environmental Hazards. Office of Health Protection of the Australian Government Department of Health.
- European Chemicals Agency [ECHA] (2008). Guidance on Information Requirements and Chemical Safety Assessment, Chapter R11: PBT Assessment, European Chemicals Agency, Helsinki, Finland.
- Klimisch, H.J., Andreae, M., and Tillmann, U. (1997). A systematic approach for evaluating the quality of experimental and toxicological and ecotoxicological data. *Regul. Toxicol. Pharmacol.* 25:1-5.
- Human and Environmental Risk Assessment (HERA) on Ingredients of Household Cleaning Products: Alcohol Ethoxylates (2009), <http://www.heraproject.com>.
- OECD (1992). Report of the OECD workshop on extrapolation of laboratory aquatic toxicity data to the real environment. OECD Environment Monographs No. 59, Organisation for Economic Co-operation and Development, Paris.
- Talmage, S.S. (1994). Environmental and Human Safety of Major Surfactants – Alcohol Ethoxylates and Alkylphenol Ethoxylates, pp. 35, The Soap and Detergent Association, Lewis Publishers, Boca Raton, Florida.
- Toll, J., Haller, M., Labee, E., Verweij, M., and Sijm, D.T.H.M. (2000). Toxicology and Chemistry, 19 646–653.



U.S. Environmental Protection Agency [EPA] (2018). EPISuite™ v. 4.11, United States Environmental Protection Agency, Office of Pollution Prevention and Toxics and Syracuse Research Corporation. Available at: <https://www.epa.gov/tsca-screening-tools/epi-suite-estimation-program-interface>.



## ALDOL [3-HYDROXYBUTANAL]

This dossier on aldol does not represent an exhaustive or critical review of all available data. Rather, it presents the most critical studies pertinent to the risk assessment of aldol in its use in drilling muds and hydraulic fracturing fluids. Where possible, study quality was evaluated using the Klimisch scoring system (Klimisch *et al.*, 1997).

### I. SUBSTANCE IDENTIFICATION

Chemical Name (IUPAC): 3-Hydroxybutanal

CAS RN: 107-89-1

Molecular formula: C<sub>4</sub>H<sub>8</sub>O<sub>2</sub>

Molecular weight: 88.11

Synonyms: Aldol; 3-hydroxybutanal; butanal, 3-hydroxy-; 3-hydroxybutyraldehyde; oxybutanal; acetaldol

SMILES: CC(CC=O)O

### II. PHYSICO-CHEMICAL PROPERTIES

Table 1: Overview of the Physico-chemical Properties of Aldol

Property	Value	Klimisch score	Reference
Physical state at 20°C and 101.3 kPa	Colorless, thick liquid	4	HSDB, 2019
Melting point	>83°C (decomposes)	4	HSDB, 2019
Density	1.103 g/cm <sup>3</sup> @ 20°C	4	HSDB, 2019
Vapor pressure	175 Pa @ 25°C (QSAR)	2	EPA, 2019
Partition coefficient (log K <sub>ow</sub> )	-0.722 (QSAR)	2	EPA, 2019
Water solubility	Miscible	4	HSDB, 2019
Flash point	66°C	4	HSDB, 2019
Auto flammability	250°C	4	NFPA, 2010



### **III. ENVIRONMENTAL FATE PROPERTIES**

#### **A. Summary**

#### **B. Biodegradation**

No experimental data are available. Using BIOWIN v. 4.10, aldol is predicted to be readily biodegradable (EPA, 2019).

#### **C. Environmental Distribution**

##### Adsorption/desorption

No experimental data are available for aldol. Using KOCWIN in EPISUITE™ (EPA, 2019), the estimated  $K_{oc}$  value from  $\log K_{ow}$  is 0.77 L/kg. The estimated  $K_{oc}$  value from the molecular connectivity index (MCI) is 1.0 L/kg.

#### **D. Bioaccumulation**

There are no bioaccumulation studies on aldol. Aldol is not expected to bioaccumulate based on a  $\log K_{ow}$  of -0.722 (ECHA).

### **IV. HUMAN HEALTH HAZARD ASSESSMENT**

#### **A. Summary**

#### **B. Acute Toxicity**

No studies are available.

#### **C. Irritation**

No studies are available.

#### **D. Sensitization**

No studies are available.

#### **E. Repeated Dose Toxicity**

No studies are available.



#### **F. Genotoxicity**

No studies are available.

#### **G. Carcinogenicity**

No studies are available.

#### **H. Reproductive Toxicity**

No studies are available.

#### **I. Developmental Toxicity**

No studies are available.

### **V. DERIVATION OF TOXICOLOGICAL REFERENCE AND DRINKING WATER GUIDANCE VALUES**

No studies are available on aldol. Toxicological reference and drinking water guidance values were not derived.

### **VI. HUMAN HEALTH HAZARD ASSESSMENT OF PHYSICO-CHEMICAL PROPERTIES**

Aldol does not exhibit the following physico-chemical properties:

- Explosivity
- Flammability
- Oxidizing potential

### **VII. ENVIRONMENTAL HAZARD ASSESSMENT**

#### **A. Summary**

#### **B. Aquatic Toxicity**

##### Acute Studies

There are no experimental acute aquatic toxicity data on aldol. Table 2 lists the estimated acute aquatic toxicity values on aldol using ECOSAR v.1.11 (EPA, 2019).

**Table 2: Acute Aquatic Toxicity Studies on Aldol**

Test Species	Endpoint	Results (mg/L)	Klimisch score	Reference
Fish	96-hr LC <sub>50</sub>	134	2	EPA, 2019
Daphnid	48-hr EC <sub>50</sub>	840	2	EPA, 2019
Green Algae	96-hr EC <sub>50</sub>	692	2	EPA, 2019

#### Chronic Studies

No experimental studies are available.

#### **C. Terrestrial Toxicity**

No experimental studies are available.

#### **D. Calculation of PNEC**

The PNEC calculations for aldol follow the methodology discussed in DEWHA (2009).

##### PNEC water

Estimated results using ECOSAR are available for three trophic levels. Acute E(L)C<sub>50</sub> values are for fish (134 mg/L), invertebrates (840 mg/L), algae (692 mg/L). On the basis that the data consists of short-term studies for three trophic levels, an assessment factor of 1,000 has been applied to the lowest reported E(L)C<sub>50</sub> value of 134 mg/L for fish. The PNEC<sub>water</sub> is 0.13 mg/L.

##### PNEC soil

There are no toxicity data for terrestrial or soil organisms. Therefore, the PNEC<sub>soil</sub> was calculated using the equilibrium partitioning method. The PNEC<sub>soil</sub> is 0.002 mg/kg soil dry weight.

The calculations are as follows:

$$\begin{aligned}
 \text{PNEC}_{\text{soil}} &= (\text{Kp}_{\text{soil}}/\text{BD}_{\text{soil}}) \times 1000 \times \text{PNEC}_{\text{water}} \\
 &= (0.02/1500) \times 1000 \times 0.13 \\
 &= 0.002
 \end{aligned}$$

Where:

Kp<sub>soil</sub> = soil-water partition coefficient (m<sup>3</sup>/m<sup>3</sup>)

BD<sub>soil</sub> = bulk density of soil (kg/m<sup>3</sup>) = 1,500 [default]



$$\begin{aligned}Kp_{\text{soil}} &= K_{\text{oc}} \times f_{\text{oc}} \\&= 1.0 \times 0.02 \\&= 0.02\end{aligned}$$

Where:

$K_{\text{oc}}$  = organic carbon normalised distribution coefficient (L/kg). The  $K_{\text{oc}}$  for aldol based on the molecular connectivity index (MCI) is 1.0 L/kg (EPA, 2019).

$f_{\text{oc}}$  = fraction of organic carbon in soil = 0.02 [default].

## VIII. PBT Assessment

The methodology for the Persistent, Bioaccumulative and Toxic (PBT) substances assessment is based on the Australian and EU Reach Criteria methodology (DEWHA, 2009; ECHA, 2008).

Aldol is expected to be readily biodegradable; thus, it does not meet the screening criteria for persistence.

Based on a measured log  $K_{\text{ow}}$  of -0.722, aldol does not meet the screening criteria for bioaccumulation.

There are no experimental aquatic toxicity data on aldol. The predicted acute  $E(L)C_{50}$  values are >1 mg/L for fish, invertebrates, and algae. Thus, aldol does not meet the screening criteria for toxicity.

The overall conclusion is that aldol is not a PBT substance.

## IX. CLASSIFICATION AND LABELING

### A. Classification

### B. Labelling

### C. Pictogram

## X. SAFETY AND HANDLING

### A. FIRST AID

Eye Contact

Skin Contact



Inhalation

Ingestion

Notes to Physician

Medical Conditions Aggravated by Exposure

Emergency Personnel Protection

.

## **B. FIRE FIGHTING INFORMATION**

Extinguishing Media

Specific Exposure Hazards

Special Protective Equipment for Firefighters

## **C. ACCIDENTAL RELEASE MEASURES**

Personal Precautions

Environmental Precautions

Steps to be Taken if Material is Released or Spilled

## **D. STORAGE AND HANDLING**

General Handling

Other Handling Precautions

Storage

## **E. EXPOSURE CONTROLS / PERSONAL PROTECTION**

Occupational Exposure Standards

Workplace Australia has not established an occupational exposure standard for aldol.





## Engineering Controls

## Personal Protection Equipment

*Respiratory Protection:*

*Hand Protection:*

*Skin Protection:*

Eye protection:

*Other Precautions:*

## **F. TRANSPORT INFORMATION**

## **XI. DISPOSAL**

Disposal should be in accordance with all local, state, and federal regulations.

## **XII. REGULATORY INFORMATION**

Australian AICS Inventory: Listed.

## **XIII. REFERENCES**

ADWG (2011). National Water Quality Management Strategy. Australian Drinking Water Guidelines, Section 6, Australian Government, National Health and Medical Research Council, Natural Resource Management Ministerial Council.

Department of the Environment, Water, Heritage and the Arts [DEWHA] (2009). Environmental risk assessment guidance manual for industrial chemicals, Department of the Environment, Water, Heritage and the Arts, Commonwealth of Australia.

ECHA. ECHA REACH database: <http://echa.europa.eu/information-on-chemicals/registered-substances>

enHealth Human Risk Assessment [HHRA] (2012). Environmental Health Risk Assessment, Guidelines for Assessing Human Health Risks from Environmental Hazards. Office of Health Protection of the Australian Government Department of Health.



- European Chemicals Agency [ECHA] (2008). Guidance on Information Requirements and Chemical Safety Assessment, Chapter R11: PBT Assessment, European Chemicals Agency, Helsinki, Finland.
- HSDB (2019). Hazardous Substances Data Bank (HSDB), U.S. National Library of Medicine. Accessed on 26 May, 2019. <https://toxnet.nlm.nih.gov/cgi-bin/sis/htmlgen?HSDB>.
- Klimisch, H.J., Andreae, M., and Tillmann, U. (1997). A systematic approach for evaluating the quality of experimental and toxicological and ecotoxicological data. Regul. Toxicol. Pharmacol. 25:1-5.
- U.S. Environmental Protection Agency [EPA] (2019). EPISuite™ v. 4.11, United States Environmental Protection Agency, Office of Pollution Prevention and Toxics and Syracuse Research Corporation. Available at: <https://www.epa.gov/tsca-screening-tools/epi-suite-estimation-program-interface>.



## **AMIDES, TALL OILS FATTY, N,N-BIS(HYDROXYETHYL)**

This dossier on amides, tall oils fatty, N,N-bis(hydroxyethyl) does not represent an exhaustive or critical review of all available data. Rather, it presents the most critical studies pertinent to the risk assessment of amides, tall oils fatty, N,N-bis(hydroxyethyl) in its use in drilling muds and hydraulic fracturing fluids. The information presented in this dossier was obtained from the ECHA database that provides information on chemicals that have been registered under the EU REACH (ECHA). Where possible, study quality was evaluated using the Klimisch scoring system (Klimisch *et al.*, 1997; KI).

### **I. SUBSTANCE IDENTIFICATION**

Chemical Name: Amides, tall oils fatty, N,N-bis(hydroxyethyl)

CAS RN: 68155-20-4

Synonyms:

Synonyms for oleamide DEA listed below.

While no specific composition data are available on amides, tall oils fatty, N,N-bis(hydroxyethyl), it is expected to be a mixture of diethanolamides of the fatty acids that constitute tall oil, which is composed of predominantly C18 unsaturated fatty acids: 48% oleic acid, 35% linoleic acid, 7% conjugated linoleic acid (REF).

This dossier is based on information on Amides, C18-unsatd, N,N-bis(hydroxyethyl) [CAS No. 93-83-4]. This is justified because amides, tall oils fatty, N,N-bis(hydroxyethyl) is predominantly diethanolamides of unsaturated C18 fatty acids and there are no available studies on this substance.

## **AMIDES, C18-UNSATD., N,N-BIS(HYDROXYETHYL)**

Chemical Name: Oleamide DEA

CAS RN: 93-83-4

Molecular formula: UVCB substance

Molecular weight: UVCB substance

Synonyms for oleamide DEA:



Oleyl diethanolamide;(9Z)-N,N-Bis(2-hydroxyethyl)-9-octadecenamide; (z)-n,n-bis(2-hydroxyethyl)-9-octadecenamide; 9-Octadecenamide, N,N-bis(2-hydroxyethyl)-, (Z)-; Alkamide DO-280; N,N-Bis(2-hydroxyethyl)-9-octadecenamide; Alrosol O; Amisol ode; Clindrol 2000; Clindrol 2020, Comperlan OD; Diethanololeamide; EMID 6545; Emulsifier WHC; Lauridit OD; Mackamide O, Marlamid D 1885, N,N-Diethanololeamide, Nitrene NO, Oleamide, N,N-bis(2-hydroxyethyl)-, Oleic acid diethanolamide, Oleic acid diethanolamine condensate, Oleic diethanolamide, Schercomid ODA, Stafoam DO, Steinamid DO 280SE, Witcamide 511C

SMILES: Not applicable.

## II. PHYSICO-CHEMICAL PROPERTIES

**Table 1: Overview of the Physico-chemical Properties of Amides, C18-unsatd, N,N-bis(hydroxyethyl) [CAS No. 93-83-4]**

Property	Value	Klimisch score	Reference
Physical state at 20°C and 101.3 kPa	Liquid	2	ECHA
Melting point	ca. -80°C	1	ECHA
Boiling point	>300°C	1	ECHA
Density	0.967 g/cm <sup>3</sup> @ 20°C	1	ECHA
Vapor pressure	0 Pa @ 25°C	1	ECHA
Partition coefficient (log K <sub>ow</sub> )	>6 (experimental)	1	ECHA
Water solubility	<1 mg/L @ 20°C	1	ECHA
Flash point	218°C	1	ECHA
Auto flammability	350°C	1	ECHA
Viscosity	805.87 mPa s @ 20°C	1	ECHA



### III. ENVIRONMENTAL FATE PROPERTIES

#### A. Summary

According to ECHA, hydrolysis studies were not conducted; “the study does not need to be conducted because the substance is readily biodegradable.” (ECHA)

#### B. Biodegradation

Amides, C18-unsatd, N,N-bis(hydroxyethyl) is readily biodegradable. In an OECD 301 D test, degradation was 70% after 28 days (ECHA) [Kl. score = 1]. In an OECD 301 B test, degradation was 79% after 14 days and 86% after 28 days (ECHA) [Kl. score = 1].

#### C. Environmental Distribution

##### Adsorption/desorption

No experimental data are available for amides, C18-unsatd, N,N-bis(hydroxyethyl). Using KOCWIN v2.00, the estimated  $K_{oc}$  values for the individual components were calculated using the molecular connectivity index (MCI) approach. The final  $K_{oc}$  value was calculated on a weighted-average basis using the mole fractions of the individual components. The final  $K_{oc}$  value is 1,717 L/kg.

#### D. Bioaccumulation

There are no bioaccumulation studies on amides, C18-unsatd, N,N-bis(hydroxyethyl). The bioaccumulation potential of amides, C18-unsatd, N,N-bis(hydroxyethyl) was estimated using BCFBAF v3.01. The final BCF was calculated on a weighted-average basis using the mole fractions of all individual components. The calculated BCF was 112.53 L/kg, indicating a low potential for bioaccumulation (ECHA).

### IV. HUMAN HEALTH HAZARD ASSESSMENT

Human health toxicity data were obtained from ECHA, unless another source is explicitly cited.

#### A. Summary

Amides, C18-unsatd, N,N-bis(hydroxyethyl) are considered acutely toxic and an skin and eye irritant. It is not considered a skin sensitizer or toxic via repeated doses, and has no reported reproductive or developmental effects. It is not considered genotoxic or carcinogenic.



## **B. Acute Toxicity**

Amides, C18-unsatd, N,N-bis(hydroxyethyl) is considered acutely toxic via oral route of exposure, with an LD50 of 10,000 mg/kg in male Sprague-Dawley rats (KI = 2).

## **C. Irritation**

Based on the available data, the test substance is considered irritating to both the skin and eyes. The available *in vivo* studies demonstrate:

- Clear irritation response following semi-occlusive exposure to the test substance for 24 h. The data support a classification as Skin Irrit. 2 - H315 (causes skin irritation) according to CLP (EC 1272/2008) criteria (KI = 1).
- Undiluted test substance showed irritation to rabbit eyes and supports classification as Eye Irrit. 2 – H319 (causes serious eye irritation) according to CLP (EC 1272/2008) criteria (KI = 1).

## **D. Sensitization**

The test substance is not expected to be a skin sensitizer based on a negative *in vivo* skin sensitisation study conducted on a structurally similar substance (KI=1). Therefore no classification is required for sensitisation according to CLP (EC 1272/2008) criteria. There are no data on the respiratory sensitization potential of the substance.

## **E. Repeated Dose Toxicity**

Based on the NOAEL derived from an oral subacute study in rat (>750 mg/kg bw/day) in which no treatment-related effects were observed, and observed effects in a chronic dermal study in rat (NOAEL of 50 mg/kg bw/day for systemic effects and LOAEL of 50 mg/kg bw/day for local effects), the test substance is not considered to meet the requirements for repeated dose toxicity classification according to CLP (EC 1272/2008) criteria. There are no data to evaluate the repeated dose toxicity classification for the inhalation exposure route.

## **F. Genotoxicity**

The test substance and read across substance (amides, C8-18 (even numbered) and C18-unsatd. N,N bis(hydroxyethyl) were negative in short-term *in vitro* and *in vivo* genotoxicity tests. Therefore no classification is required for this endpoint according to CLP (EC 1272/2008) criteria.

### *In Vitro* Studies

The *in vitro* studies conducted for this substance are described in Table 2. The referenced studies indicate that the substance is not mutagenic or genotoxic *in vitro*.

**Table 2: *In vitro* Genotoxicity Studies**

Test System	Results*		Klimisch Score	Reference
	-S9	+S9		
<i>In vitro</i> gene mutation study in bacteria ( <i>S. typhimurium</i> TA97, TA98, TA100 and TA1535)	-	-	2	Irwin, 1999**
Mammalian cell gene mutation (mouse lymphoma L5178Y cells)	-	-	1	Irwin, 1999**
Bacterial reverse mutation ( <i>S. typhimurium</i> and <i>E. coli</i> strains)	-	-	1	Verspeek-Rip, 2014**

\*+, positive; -, negative. \*\* As cited in ECHA.

### *In Vivo* Studies

A study was conducted to evaluate the potential of the test material to induce micronuclei in B6C3F1 mice. Under the conditions of the study, the test substance did not increase the frequencies of micronucleated normochromatic erythrocytes (NCEs) in peripheral blood of both male and female mice at the end of 13 weeks (KI =1).

## G. Carcinogenicity

No studies are available for assessing the carcinogenicity of this substance via the oral or inhalation routes of exposure.

Rodent tests indicate that the substance is not carcinogenic by the dermal route. A study was conducted to evaluate the effects of chronic exposure to the test substance in B6C3F1 mice. Under the test conditions, no evidence of carcinogenic activity was observed with the test substance at any tested dose levels in mice (KI =1). A study was conducted to evaluate the effects of chronic exposure to the test substance in F344/N rats. Under the test conditions, no evidence of carcinogenic activity was observed with the test substance at any tested dose levels in rats (KI =1).

## H. Reproductive and Developmental Toxicity

No studies were available to assess the effects of the substance on reproduction. No adverse developmental effects were observed following administration of 1,000 mg/kg bw day to pregnant Sprague-Dawley rats (KI = 2).



## V. DERIVATION OF TOXICOLOGICAL REFERENCE AND DRINKING WATER GUIDANCE VALUES

The toxicological reference values developed follow the methodology discussed in enHealth (2012). The approach used to develop drinking water guidance values is described in the Australian Drinking Water Guidelines (ADWG, 2011).

### A. Non-Cancer

#### Oral

The lowest NOAEL from these studies is a 750 mg/kg bw/day based on bodyweight, hematology, clinical chemistry, urinalysis, gross and microscopic pathology in male and female rats from a 28-day oral gavage study (Potokar, 1983). The NOAEL of 750 mg/kg-day will be used for determining the oral Reference dose (RfD) and the drinking water guidance value.

#### *Oral Reference Dose (oral RfD)*

$$\text{Oral RfD} = \text{NOAEL} / (\text{UF}_A \times \text{UF}_H \times \text{UF}_L \times \text{UF}_{\text{Sub}} \times \text{UF}_D)$$

Where:

$\text{UF}_A$  (interspecies variability) = 10

$\text{UF}_H$  (intraspecies variability) = 10

$\text{UF}_L$  (LOAEL to NOAEL) = 1

$\text{UF}_{\text{Sub}}$  (subchronic to chronic) = 10

$\text{UF}_D$  (database uncertainty) = 1

$$\text{Oral RfD} = 750 / (10 \times 10 \times 1 \times 10 \times 1) = 750 / 1000 = 7.5 \text{ mg/kg-day}$$

#### *Drinking water guidance value*

The drinking water guidance value is calculated as:

$$(\text{animal dose}) \times (\text{human weight}) \times (\text{proportion of intake from water}) / (\text{volume of water consumed}) \times (\text{safety factor})$$

Using the oral RfD, the drinking water guidance value is calculated as:

$$(\text{oral RfD}) \times (\text{human weight}) \times (\text{proportion of water consumed}) / (\text{volume of water consumed})$$





where:

Human weight = 70 kg (ADWG, 2011)

Proportion of water consumed = 10% (ADWG, 2011)

Volume of water consumed = 2L (ADWG, 2011)

Drinking water guidance value =  $(7.5 \times 70 \times 0.1)/2 = 26.3 \text{ mg/L}$

## VI. HUMAN HEALTH HAZARD ASSESSMENT OF PHYSICO-CHEMICAL PROPERTIES

## VII. ENVIRONMENTAL HAZARD ASSESSMENT

### A. Summary

### B. Aquatic Toxicity

#### Acute Studies

Table 3 lists the results of acute aquatic toxicity studies conducted on amides, C18-unsatd, N,N-bis(hydroxyethyl).

**Table 3: Acute Aquatic Toxicity Studies on Amides, C18-unsatd, N,N-bis(hydroxyethyl)**

Test Species	Endpoint	Results (mg/L)	Klimisch score	Reference
<i>Danio rerio</i>	96-hr LC <sub>50</sub>	5.1	1	ECHA
<i>Daphnia magna</i>	48-hr EC <sub>50</sub>	3.2	2	ECHA
<i>Desmodesmus subspicatus</i>	72-hr EC <sub>50</sub>	18.6	2	ECHA

#### Chronic Studies

The 28-day NOEC to *Oncorhynchus mykiss* in a fish chronic toxicity study is 0.32 mg/L [nominal] and 0.26 mg/L [measured] (ECHA) [Kl. score = 2].

The 21-d NOEC in a *Daphnia* reproduction test is 0.1 mg/L [nominal] and 0.07 mg/L [measured] (ECHA) [Kl. score = 2].

The 72-hr EC<sub>10</sub> to *Desmodesmus subspicatus* is 1.4 mg/L (ECHA) [Kl. score = 2].



### C. Terrestrial Toxicity

No studies are available.

### D. Calculation of PNEC

The PNEC calculations for amides, C18-unsatd, N,N-bis(hydroxyethyl) follow the methodology discussed in DEWHA (2009).

#### PNEC water

Experimental results are available for three trophic levels. Acute E(L)C<sub>50</sub> values are available for fish (5.1 mg/L), invertebrates (3.2 mg/L), and algae (18.6 mg/L). Results from chronic studies are available for fish (0.26 mg/L), invertebrates (0.07 mg/L), and algae (1.4 mg/L). On the basis that the data consists of short-term and long-term results for three trophic levels, an assessment factor of 10 has been applied to the lowest reported NOEC or EC<sub>10</sub> value of 0.07 mg/L for invertebrates. The PNEC<sub>water</sub> is 0.007 mg/L.

#### PNEC soil

There are no toxicity data for terrestrial or soil organisms. Therefore, the PNEC<sub>soil</sub> was calculated using the equilibrium partitioning method. The PNEC<sub>soil</sub> is 0.16 mg/kg soil dry weight.

The calculations are as follows:

$$\begin{aligned} \text{PNEC}_{\text{soil}} &= (\text{Kp}_{\text{soil}}/\text{BD}_{\text{soil}}) \times 1000 \times \text{PNEC}_{\text{water}} \\ &= (34.34/1500) \times 1000 \times 0.007 \\ &= 0.16 \end{aligned}$$

Where:

Kp<sub>soil</sub> = soil-water partition coefficient (m<sup>3</sup>/m<sup>3</sup>)

BD<sub>soil</sub> = bulk density of soil (kg/m<sup>3</sup>) = 1,500 [default]

$$\begin{aligned} \text{Kp}_{\text{soil}} &= \text{K}_{\text{oc}} \times \text{f}_{\text{oc}} \\ &= 1717 \times 0.02 \\ &= 34.34 \end{aligned}$$



Where:

$K_{oc}$  = organic carbon normalised distribution coefficient (L/kg). The  $K_{oc}$  for Amides, C18-unsatd, N,N-bis(hydroxyethyl) based on the molecular connectivity index (MCI) is 1,717 L/kg (ECHA).

$F_{oc}$  = fraction of organic carbon in soil = 0.02 [default].

## **VIII. PBT Assessment**

The methodology for the Persistent, Bioaccumulative and Toxic (PBT) substances assessment is based on the Australian and EU Reach Criteria methodology (DEWHA, 2009; ECHA, 2008).

Amides, C18-unsatd, N,N-bis(hydroxyethyl) is readily biodegradable; thus, it does not meet the screening criteria for persistence.

Based on an estimated BCF value of 113 L/kg, amides, C18-unsatd, N,N-bis(hydroxyethyl) does not meet the criteria for bioaccumulation.

The lowest chronic NOEC or  $EC_{10}$  value for amides, C18-unsatd, N,N-bis(hydroxyethyl) is <0.1 mg/L. Thus, amides, C18-unsatd, N,N-bis(hydroxyethyl) meets the criteria for toxicity.

The overall conclusion is that amides, C18-unsatd, N,N-bis(hydroxyethyl) is not a PBT substance.

## **IX. CLASSIFICATION AND LABELING**

### **A. Classification**

Skin Irritant Category 2

Eye Irritant Category 2

Aquatic Chronic Toxicity Category 2

May cause respiratory tract irritation.

### **B. Labelling**

Warning



### C. Pictogram



## X. SAFETY AND HANDLING

### A. FIRST AID

#### Eye Contact

Rinse thoroughly for at least 15 minutes and consult a physician.

#### Skin Contact

Remove contaminated clothing. Wash with soap and plenty of water. Consult a physician immediately.

#### Inhalation

Move the person to fresh air.

#### Ingestion

Rinse mouth with water; consult a physician immediately. Do not induce vomiting.

#### Notes to Physician

No data available

#### Medical Conditions Aggravated by Exposure

No data available

#### Emergency Personnel Protection

No additional notes

### B. FIRE FIGHTING INFORMATION

#### Extinguishing Media

Water spray, alcohol-resistant foam, dry chemical, or carbon dioxide.

#### Specific Exposure Hazards



May be combustible at high temperatures; container explosion may occur under fire conditions or if heated. Hazardous combustion products include carbon oxides and nitrogen oxides.

#### Special Protective Equipment for Firefighters

As in any fire, wear self-contained breathing apparatus and full protective gear.

### **C. ACCIDENTAL RELEASE MEASURES**

#### Personal Precautions

Remove all sources of ignition. Ensure adequate ventilation. Use personal protective equipment. Avoid dust formation. Avoid breathing vapours, mist, or gas. Evacuate unprotected persons.

#### Environmental Precautions

Stop the spill if possible and safe. Prevent from reaching drains, sewers, or waterways.

#### Steps to be Taken if Material is Released or Spilled

Contain spill material by diking or using inert absorbent such as vermiculite, dry sand, or earth. Transfer to a disposal or recovery container.

### **D. STORAGE AND HANDLING**

#### General Handling

Avoid contact with skin and eyes. Avoid formation of dust and aerosols.

#### Other Handling Precautions

Provide appropriate exhaust ventilation at places where dust is formed. Do not eat or drink while working with chemical substances.

#### Storage

Store in a cool, dry, well-ventilated place. Keep container tightly closed.

### **E. EXPOSURE CONTROLS / PERSONAL PROTECTION**

#### Occupational Exposure Standards

No data available.

#### Engineering Controls

Provide ventilation.



### Personal Protection Equipment

#### *Respiratory Protection:*

Wear dust mask when handling large quantities

#### *Hand Protection:*

Wear impervious gloves, inspect gloves before use.

#### *Skin Protection:*

Wear impervious clothing; PPE is to be selected according to the concentration and amount of the substance to be handled.

#### *Eye protection:*

Safety glasses with side-shields conforming to EN166. Use equipment for eye protection tested and approved under appropriate government standards such as NIOSH (US) or EN 166(EU).

#### *Other Precautions:*

No data available

### **F. TRANSPORT INFORMATION**

UN Number: Not regulated

### **XI. DISPOSAL**

Disposal should be in accordance with all local, state, and federal regulations.

### **XII. REGULATORY INFORMATION**

### **XIII. REFERENCES**

ADWG (2011). National Water Quality Management Strategy. Australian Drinking Water Guidelines, Section 6, Australian Government, National Health and Medical Research Council, Natural Resource Management Ministerial Council.

Department of the Environment, Water, Heritage and the Arts [DEWHA] (2009). Environmental risk assessment guidance manual for industrial chemicals, Department of the Environment, Water, Heritage and the Arts, Commonwealth of Australia.



ECHA. ECHA REACH database: <http://echa.europa.eu/information-on-chemicals/registered-substances>

enHealth Human Risk Assessment [HHRA] (2012). Environmental Health Risk Assessment, Guidelines for Assessing Human Health Risks from Environmental Hazards. Office of Health Protection of the Australian Government Department of Health.

European Chemicals Agency [ECHA] (2008). Guidance on Information Requirements and Chemical Safety Assessment, Chapter R11: PBT Assessment, European Chemicals Agency, Helsinki, Finland.

Klimisch, H.J., Andreae, M., and Tillmann, U. (1997). A systematic approach for evaluating the quality of experimental and toxicological and ecotoxicological data. Regul. Toxicol. Pharmacol. 25:1-5.

U.S. Environmental Protection Agency [EPA] (2019). EPISuite™ v. 4.11, United States Environmental Protection Agency, Office of Pollution Prevention and Toxics and Syracuse Research Corporation. Available at: <https://www.epa.gov/tsca-screening-tools/epi-suite-estimation-program-interface>.



## AMINE OXIDES, COCOALKYLDIMETHYL

This dossier on amine oxides, cocoalkyldimethyl does not represent an exhaustive or critical review of all available data. Rather, it presents the most critical studies pertinent to the risk assessment of amine oxides, cocoalkyldimethyl in its use in drilling muds and hydraulic fracturing fluids. The information presented in this dossier was obtained primarily from the OECD-SIDS documents on amine oxides (OECD, 2006). Where possible, study quality was evaluated using the Klimisch scoring system (Klimisch *et al.*, 1997).

### I. SUBSTANCE IDENTIFICATION

Chemical Name: Amines, oxides, cocoalkyldimethyl

CAS RN: 61788-90-7

Molecular formula: Not available (UVCB substance)

Molecular weight: No available (UVCB substance)

Synonyms:

SMILES: Not available (UVCB substance)

The typical alkyl chain length distribution of amine oxides, cocoalkyldimethyl is: <1-3 C<sub>10</sub>; 64-74 C<sub>12</sub>; 21-30 C<sub>14</sub>; 2-13 C<sub>16</sub>; and <1-9 C<sub>10</sub>. The average alkyl chain is 13.0 (OECD, 2006).

### II. PHYSICO-CHEMICAL PROPERTIES

Specific physico-chemical properties on amine oxides, cocoalkyldimethyl are unavailable.

**Table 1: Overview of the Physico-chemical Properties of Amines, C10-16- Alkyldimethyl, N-oxides, Average Chain Length 12.6\* [CAS No. 70592-80-2] (OECD, 2006)**

Property	Value	Klimisch score	Reference
Physical state at 20°C and 101.3 kPa	Liquid (commercially available in water at 25-35% activity)	-	OECD, 2006
Melting point	Average: 130.5°C	2	OECD, 2006
Boiling point	Decomposes before boiling***	2	OECD, 2006
Vapor pressure	Negligible	2	OECD, 2006
Partition coefficient (log K <sub>ow</sub> )	<2.7	2	OECD, 2006





Property	Value	Klimisch score	Reference
Water solubility	409.5	2	OECD, 2006

\*Except melting point.

\*\*Aliphatic amine oxides undergo thermal decomposition between 90° and 200°C. So, melting point is likely to be accompanied with decomposition; all boiling points are predicted to be far above the decomposition temperature.

### III. ENVIRONMENTAL FATE PROPERTIES

#### A. Summary

#### B. Biodegradation

Amine oxides, cocoalkyldimethyl is readily biodegradable. In an OECD 301 D test, degradation was 89% after 14 days and 93% after 28 days (OECD, 2006) [Kl. score = 2].

#### C. Environmental Distribution

##### Adsorption/desorption

No experimental data are available for amine oxides, cocoalkyldimethyl.

An adsorption-desorption study using a batch equilibrium method (OECD TG 106) was conducted on amines, C12-14 (even numbered)-alkyldimethyl, N-oxides (CAS No. 308062-28-4). Three soil types were used and two homologues (C<sub>12</sub> and C<sub>14</sub>) of the test material were evaluated (ECHA) [Kl. score = 1].

In the ECHA database for amines, C12-16 (even numbered)-alkyldimethyl, N-oxides (CAS No. 85408-49-7), a K<sub>oc</sub> value of 1,525 L/kg was calculated from the adsorption-desorption study on C12-14 (even numbered)-alkyldimethyl, N-oxides (CAS No. 308062-28-4) (ECHA).

The K<sub>oc</sub> value of 1,525 L/kg will be used for amine oxides, cocoalkylmethyl based on read-across from amines, C12-14 (even numbered)-alkyldimethyl, N-oxides (CAS No. 308062-28-4). C12 and C14 are the major alkyl carbon lengths for amine oxides, cocoalkylmethyl.

#### D. Bioaccumulation

There are no bioaccumulation studies on amine oxides, cocoalkyldimethyl. Amine oxides, cocoalkyldimethyl is not expected to bioaccumulate based on a log K<sub>ow</sub> of <2.7 (OECD, 2006).



## **IV. HUMAN HEALTH HAZARD ASSESSMENT**

### **A. Summary**

### **B. Toxicokinetics/Metabolism**

Following an oral dose to male and female rats, approximately 75% of the radioactivity was excreted within 24 hours. Excretion was primarily in the urine (>50%), followed by feces and expired CO<sub>2</sub>. The amount of test compound recovered in liver was 1.1 to 1.5%; 1.9 to 4.8% of the dose was retained in the carcass, with the remaining tissues ≤0.1% of the dose. Degradation of the alkyl chain to 4-carbon acid metabolites was more efficient in rabbits (OECD, 2006).

In two human volunteers, the uptake and excretion of 1-dodecanamine, N,N-dimethyl-, N-oxide (CAS No. 1643-20-5) was rapid, with 37 to 50% of the administered radioactivity collected in urine and 18 to 22% in the expired air within two hours after dosing. Humans were more efficient than rats in metabolizing the alkyl chain to 4-carbon acid metabolites (Turan and Gibson, 1981).

### **C. Acute Toxicity**

The oral LD<sub>50</sub> in rats of amine oxides, cocoalkyldimethyl was 1,236 mg/kg in males and 846 in females (OECD, 2006) [Kl. score = 2]. In another study, the oral LD<sub>50</sub> in rats of amine oxides, cocoalkyldimethyl was 3,873 mg/kg (OECD, 2006) [Kl. score = 2].

No inhalation studies available.

The dermal LD<sub>50</sub> values of amines, C10-16 alkyldimethyl, N-oxides (CAS No. 70592-80-2) were >520 mg/kg (OECD, 2006) [Kl. score = 2].

### **D. Irritation**

Application of amine oxides, cocoalkyldimethyl (30% solution) to the skin of rabbits for 4 hours under semi-occlusive conditions was irritating (OECD, 2006 [Kl. score = 1].

Instillation of a 30% solution of 1-dodecanamine, N,N-dimethyl-, N-oxide (CAS No. 1643-20-5) into the eyes of rabbits was slightly irritating (OECD, 2006) [Kl. score = 2].

Instillation of 28% solution of C10-16 alkyldimethyl, N-oxides (CAS No. 70592-80-2) into the eyes of rabbits was moderately to severely irritating (OECD, 2006) [Kl. score = 2]. In another study, Instillation of 27.84% solution of C10-16 alkyldimethyl, N-oxides (CAS No. 70592-80-2) into the eyes of rabbits was moderately irritating (OECD, 2006) [Kl. score = 2].

### **E. Sensitization**

No studies are available on amine oxides, cocoalkyldimethyl.



C10-16 alkyldimethyl, N-oxides (CAS No. 70592-80-2) was not considered to be a skin sensitizer in a guinea pig Buehler test (OECD, 2006) [Kl. score = 2].

## **F. Repeated Dose Toxicity**

No studies are available on amine oxides, cocoalkyldimethyl.

### Oral

Male and female SD rats were given in their diet 0, 0.1, 0.2, or 0.4% C10-16 alkyldimethyl, N-oxides (CAS No. 70592-80-2) for 13 weeks. The estimated daily intakes were: 0, 63, 112, and 236 mg/kg-day for males; and 0, 80, 150, and 301 mg/kg-day for females. Mean body weights were significantly lower in the 0.4% males and  $\geq 0.2\%$  females. The ophthalmoscopic examination showed lenticular opacities in the posterior cortex of the  $\geq 0.2\%$  males. There were no treatment-related effects in the clinical chemistry and hematology parameters; nor was there any histopathologic changes in the treated animals compared to controls. The NOAEL for this study is 0.1% in the diet, which corresponds to 63 and 80 mg/kg-day for males and females, respectively (OECD, 2006) [Kl. score = 2].

Male and female New Zealand rabbits were given in their diet 0, 0.1, 0.5, or 1.0% C10-16 alkyldimethyl, N-oxides (CAS No. 70592-80-2) for 32 weeks. The estimated daily intakes were: 0, 40, 196, and 390 mg/kg-day for males; and 0, 39, 195, and 380 mg/kg-day for females. There were no ophthalmoscopic effects. The 0.5% males had decreased alkaline phosphatase levels and increased relative liver weights. Histopathologic examination showed no treatment-related effects. The NOAEL for this study is 1% in the diet, which corresponds to 390 and 380 mg/kg-day for males and females, respectively (OECD, 2006) [Kl. score = 2].

Male and female rats were given in their diet 0, 0.1, 0.1, or 0.2% C10-16 alkyldimethyl, N-oxides (CAS No. 70592-80-2) for 104 weeks. The estimated daily intakes were: 0, 4.24, 42.3, or 87.4 mg/kg-day for males; and 0, 5.23, 52.6, or 107 mg/kg-day for females. Survival, clinical chemistry, ophthalmoscopic exams, clinical signs, gross pathology, and histopathology were similar across groups. The 0.2% animals had reduced body weights of  $>10\%$ . The NOAEL for this study is 0.1% in the diet, which corresponds to 42 and 53 mg/kg-day for males and females, respectively (OECD, 2006) [Kl. score = 2].

### Inhalation

No studies are available.

### Dermal

Male and female ICR Swiss mice received dermal applications of an aqueous solution of C10-16 alkyldimethyl, N-oxides (CAS No. 70592-80-2) 3 times/week for 104 weeks. The average daily dose was 0, 1.1, 2.8, or 5.6 mg/kg-day. The high-dose mice showed microscopic signs of skin irritation. There were no other treatment-related effects (OECD, 2006) [Kl. score = 2].



## G. Genotoxicity

### *In Vitro* Studies

The *in vitro* genotoxicity studies on amine oxides, cocoalkyldimethyl and similar substances are shown in Table 2.

**Table 2: *In vitro* Genotoxicity Studies on Amine Oxides, Cocoalkyldimethyl**

Test System	Results**		Klimisch Score	Reference
	-S9	+S9		
Bacterial reverse mutation ( <i>S. typhimurium</i> strains)	-	-	2	ECHA
Mammalian cell gene mutation (Chinese hamster fibroblasts)**	-	-	1	ECHA

\*+, positive; -, negative

\*\*Read-across from C10-16 alkyldimethyl, N-oxides (CAS No. 70592-80-2).

### *In Vivo* Studies

In a dominant lethal test, male mice were given in their drinking water 0, 10, 100, or 1,000 mg/kg 1-dodecanamine, N,N-dimethyl-, N-oxide (CAS No. 1643-20-5). There was no evidence of a mutagenic effect (OECD, 2006) [KI. score = 2].

## H. Carcinogenicity

No carcinogenicity studies are available on amine oxides, cocoalkyldimethyl.

### Oral

Male and female rats were given in their diet 0, 0.1, 0.1, or 0.2% C10-16 alkyldimethyl, N-oxides (CAS No. 70592-80-2) for 104 weeks. The estimated daily intakes were: 0, 4.24, 42.3, or 87.4 mg/kg-day for males; and 0, 5.23, 52.6, or 107 mg/kg-day for females. The incidence of tumors was similar between treated and control animals (OECD, 2006) [KI. score = 1].

### Dermal

Male and female ICR Swiss mice received dermal applications of an aqueous solution of C10-16 alkyldimethyl, N-oxides (CAS No. 70592-80-2) 3 times/week for 104 weeks. The average daily dose was 0, 1.1, 2.8, or 5.6 mg/kg-day. The high-dose mice showed microscopic signs of skin irritation. There was no evidence of skin tumors at any dose level (OECD, 2006) [KI. score = 2].



## **I. Reproductive Toxicity**

A two-generation reproductive toxicity study has been conducted in CD rats on 1-dodecanamine, N,N-dimethyl-, N-oxide (CAS No. 1643-20-5). The dietary levels were 0, 750, 1,500, and 3,000 ppm for 6.5 weeks, and 0, 188, 375, and 750 ppm for the remainder of the study. The dietary levels were reduced because of the reduced body weight gain in the mid- and high-dose groups. There were slight reductions in body weight gain of both the parental animals and offspring, but mating performance and fertility were unaffected by treatment in either generation. Macroscopic and microscopic pathologic examinations showed no differences between treated and control groups. The NOAEL for reproductive and developmental toxicity is 750 ppm, which corresponded to 40 mg/kg-day (OECD, 2006) [Kl. score = 1].

## **J. Developmental Toxicity**

Pregnant female CD rats were dosed by oral gavage with 0, 50, 100, or 200 mg/kg 1-dodecanamine, N,N-dimethyl-, N-oxide (CAS No. 1643-20-5) on GD 7 to 17. One-half of the females/group were sacrificed on GD 20, and the other half were allowed to deliver; the pups were weaned at PND 25 and the F<sub>1</sub> animals were paired at 10 weeks of age. Body weights and water consumption were lower (<10%) in the 200 mg/kg group. Mean fetal weights were lower and associated with slight retardation of fetal ossification in the 200 mg/kg group that were sacrificed in GD 20. However, pup survival and pup growth were unaffected in the offspring of the 200 mg/kg group that were allowed to deliver. The subsequent growth, mating performance, and fertility of the F<sub>1</sub> animals were similar between treated and control groups; F<sub>1</sub> females from the 200 mg/kg F<sub>0</sub> group had slightly elevated fetal and placental weights. There were no macroscopic changes seen in the F<sub>1</sub> animals at terminal necropsy that were considered to be treatment-related. The NOAEL for maternal and developmental toxicity is 100 mg/kg-day (OECD, 2006) [Kl. score = 1].

Pregnant female SD rats were dosed by oral gavage with 0, 25, 100, or 200 mg/kg C10-16 alkyldimethyl-, N-oxides (CAS No. 70592-80-2) on GD 6-19. There was one death in the 200 mg/kg group. The ≥100 mg/kg groups had reduced body weight gain and relative feed consumption. In the 200 mg/kg group, early resorptions were increased, and liver litter sizes and fetal body weights were decreased. The reduced fetal body weights were associated with fetal variations consisting of delays in skeletal ossifications. The 100 mg/kg group also showed some delays in ossification. There was no indication of fetal malformations at any dose level. The NOAEL for maternal and developmental toxicity is 25 mg/kg-day (OECD, 2006) [Kl. score = 2].

Pregnant female New Zealand rabbits were dosed by oral gavage with 0, 40, 80, or 160 mg/kg 1-dodecanamine, N,N-dimethyl-, N-oxide (CAS No. 1643-20-5) on GD 6-18. Three of the 80 mg/kg and three of the 160 mg/kg dams died or were killed in extremis; these deaths were not considered to be treatment-related. Body weight gain was reduced in all treated groups, although 40 mg/kg dams achieved similar body weights to controls at study termination. Feed consumption was reduced compared to the pre-treatment period during the second half of the treatment period in the 40 and 80 mg/kg animals and for the entire treatment period in the 160 mg/kg animals. Water consumption was also decreased in all treated groups. There was no



indication of developmental toxicity. The NOAEL for maternal toxicity was considered to be 160 mg/kg-day because body weight gain, feed and water consumption did not exceed 10%. The NOAEL for developmental toxicity is 160 mg/kg-day, the highest dose tested (OECD< 2006) [KL score = 1].

## V. DERIVATION OF TOXICOLOGICAL REFERENCE AND DRINKING WATER GUIDANCE VALUES

The toxicological reference values developed for amine oxides, cocoalkyldimethyl follow the methodology discussed in enHealth (2012). The approach used to develop drinking water guidance values is described in the Australian Drinking Water Guidelines (ADWG, 2011).

### A. Non-Cancer

#### Oral

In a two-year rat dietary study, the lowest NOAEL was 42 mg/kg-day (OECD, 2006). The NOAEL of 42 mg/kg-day will be used for determining the oral Reference dose (RfD) and the drinking water guidance value.

#### *Oral Reference Dose (oral RfD)*

$$\text{Oral RfD} = \text{NOAEL} / (\text{UF}_A \times \text{UF}_H \times \text{UF}_L \times \text{UF}_{\text{Sub}} \times \text{UF}_D)$$

Where:

$\text{UF}_A$  (interspecies variability) = 10

$\text{UF}_H$  (intraspecies variability) = 10

$\text{UF}_L$  (LOAEL to NOAEL) = 1

$\text{UF}_{\text{Sub}}$  (subchronic to chronic) = 1

$\text{UF}_D$  (database uncertainty) = 1

$$\text{Oral RfD} = 42 / (10 \times 10 \times 1 \times 1 \times 1) = 42 / 100 = \underline{0.4 \text{ mg/kg-day}}$$

#### *Drinking water guidance value*

Drinking water guidance value = (animal dose) x (human weight) x (proportion of intake from water) / (volume of water consumed) x (safety factor)

Using the oral RfD,

Drinking water guidance value = (oral RfD) x (human weight) x (proportion of water consumed) / (volume of water consumed)

where:

Human weight = 70 kg (ADWG, 2011)

Proportion of water consumed = 10% (ADWG, 2011)



Volume of water consumed = 2L (ADWG, 2011)

Drinking water guidance value =  $(0.42 \times 70 \times 0.1)/2 = \underline{1.5 \text{ mg/L}}$

## B. Cancer

There are no carcinogenicity studies on amine oxides, cocoalkyldimethyl. However, C10-16 alkyldimethyl, N-oxides (CAS No. 70592-80-2) was not carcinogenic to rats in a 2-yr dietary study; nor was there any evidence of skin tumors in mice in a 104-week dermal study. Thus, a cancer reference value was not derived.

## VI. HUMAN HEALTH HAZARD ASSESSMENT OF PHYSICO-CHEMICAL PROPERTIES

Amine oxides, cocoalkyldimethyl does not exhibit the following physico-chemical properties:

- Explosivity
- Flammability
- Oxidizing potential

## VII. ENVIRONMENTAL HAZARD ASSESSMENT

### A. Summary

### B. Aquatic Toxicity

#### Acute Studies

Table 3 lists the results of acute aquatic toxicity studies conducted on amine oxides, cocoalkyldimethyl.

**Table 3: Acute Aquatic Toxicity Studies on Amine Oxides, Cocoalkyldimethyl**

Test Species	Endpoint	Results (mg/L)	Klimisch score	Reference
<i>Salmo gairdneri</i>	96-hr LC <sub>50</sub>	13	1	OECD, 2006
<i>Brachydanio rerio</i>	96-hr LC <sub>50</sub>	1.0	2	OECD, 2006
<i>Leuciscus idus melanotus</i>	96-hr LC <sub>50</sub>	4.3	2	OECD, 2006
<i>Daphnia magna</i>	48-hr EC <sub>50</sub>	2.9	1	OECD, 2006
<i>Selenastrum capricornutum</i>	72-hr EC <sub>50</sub>	0.29	2	OECD, 2006



### Chronic Studies

The 302-d NOEC for C10-16 alkyltrimethyl, N-oxides (CAS No. 70592-80-2) to *Pimephales promelas* was 0.42 mg/L; this value is 0.31 mg/L when normalized to a C<sub>12.9</sub> amine oxide (OECD, 2006) [Kl. score = 2].

The 21-day NOEC for 1-dodecanamine, N,N-dimethyl-, N-oxide (CAS No. 1643-20-5) in a *Daphnia* reproduction test is 0.36 mg/L; this value is 0.28 mg/L when normalized to a C<sub>12.9</sub> amine oxide (OECD, 2006) [Kl. score = 1].

The 72-hr NOEC for amine oxides, cocoalkyltrimethyl to *Selenastrum capricornutum* is 0.09 mg/L (OECD, 2006) [Kl. score = 2].

### **C. Terrestrial Toxicity**

No studies are available.

### **D. Calculation of PNEC**

The PNEC calculations for amine oxides, cocoalkyltrimethyl follow the methodology discussed in DEWHA (2009).

#### PNEC water

Experimental results are available for three trophic levels. Acute E(L)C<sub>50</sub> values are available for fish (1.0 mg/L), invertebrates (2.9 mg/L), and algae (0.29 mg/L). Results from chronic studies are available for fish (0.31 mg/L), invertebrates (0.28 mg/L), and algae (0.09 mg/L). On the basis that the data consists of short-term and long-term studies for three trophic levels, an assessment factor of 10 has been applied to the lowest reported NOEC value of 0.09 mg/L for algae. The PNEC<sub>water</sub> is 0.009 mg/L.

#### PNEC soil

There are no toxicity data for terrestrial or soil organisms. Therefore, the PNEC<sub>soil</sub> was calculated using the equilibrium partitioning method. The PNEC<sub>soil</sub> is 0.18 mg/kg soil dry weight.

The calculations are as follows:

$$\begin{aligned} \text{PNEC}_{\text{soil}} &= (\text{Kp}_{\text{soil}}/\text{BD}_{\text{soil}}) \times 1000 \times \text{PNEC}_{\text{water}} \\ &= (30.5/1500) \times 1000 \times 0.009 \\ &= 0.18 \end{aligned}$$





Where:

$K_{p_{soil}}$  = soil-water partition coefficient ( $m^3/m^3$ )

$BD_{soil}$  = bulk density of soil ( $kg/m^3$ ) = 1,500 [default]

$$\begin{aligned} K_{p_{soil}} &= K_{oc} \times f_{oc} \\ &= 1525 \times 0.02 \\ &= 30.5 \end{aligned}$$

Where:

$K_{oc}$  = organic carbon normalised distribution coefficient (L/kg). The  $K_{oc}$  for amine oxides, cocoalkyldimethyl is 1525 L/kg based on read-across from C12-14 (even numbered)-alkyldimethyl, N-oxides (CAS No. 308062-28-4) (ECHA).

$f_{oc}$  = fraction of organic carbon in soil = 0.02 [default].

## VIII. PBT Assessment

The methodology for the Persistent, Bioaccumulative and Toxic (PBT) substances assessment is based on the Australian and EU Reach Criteria methodology (DEWHA, 2009; ECHA, 2008).

Amine oxides, cocoalkyldimethyl is readily biodegradable; thus, it does not meet the screening criteria for persistence.

Based on a predicted  $\log K_{ow}$  of <2.7, amine oxides, cocoalkyldimethyl does not meet the screening criteria for bioaccumulation.

The lowest NOEC from chronic aquatic toxicity studies conducted on amine oxides, cocoalkyldimethyl and similar substances is <0.1 mg/L. The  $E(L)C_{50}$  values for fish and algae are  $\leq 1$  mg/L. Thus, amino oxides, cocoalkyldimethyl meets the screening criteria for toxicity.

The overall conclusion is that amine oxides, cocoalkyldimethyl is not a PBT substance.

## IX. CLASSIFICATION AND LABELING

### A. Classification

Skin Irritant Category 2

Eye Damage Category 1

Aquatic Acute Category 1

Aquatic Chronic Category 2

### B. Labelling

Danger



### C. Pictogram



## X. SAFETY AND HANDLING

### A. FIRST AID

Eye Contact

Skin Contact

Inhalation

Ingestion

Notes to Physician

Medical Conditions Aggravated by Exposure

Emergency Personnel Protection

.

### B. FIRE FIGHTING INFORMATION

Extinguishing Media

Specific Exposure Hazards

Special Protective Equipment for Firefighters

### C. ACCIDENTAL RELEASE MEASURES

Personal Precautions

Environmental Precautions

Steps to be Taken if Material is Released or Spilled



## **D. STORAGE AND HANDLING**

### General Handling

### Other Handling Precautions

### Storage

## **E. EXPOSURE CONTROLS / PERSONAL PROTECTION**

### Occupational Exposure Standards

Workplace Australia has not established an occupational exposure standard for amine oxides, cocoalkyldimethyl.

### Engineering Controls

### Personal Protection Equipment

*Respiratory Protection:*

*Hand Protection:*

*Skin Protection:*

Eye protection:

*Other Precautions:*

## **F. TRANSPORT INFORMATION**

### Australian Transportation Codes

Environmentally Hazardous Substance

## **XI. DISPOSAL**

Disposal should be in accordance with all local, state, and federal regulations.



## **XII. REGULATORY INFORMATION**

Australian AICS Inventory: Listed.

## **XIII. REFERENCES**

ADWG (2011). National Water Quality Management Strategy. Australian Drinking Water Guidelines, Section 6, Australian Government, National Health and Medical Research Council, Natural Resource Management Ministerial Council.

Department of the Environment, Water, Heritage and the Arts [DEWHA] (2009). Environmental risk assessment guidance manual for industrial chemicals, Department of the Environment, Water, Heritage and the Arts, Commonwealth of Australia.

ECHA. ECHA REACH database: <http://echa.europa.eu/information-on-chemicals/registered-substances>

enHealth Human Risk Assessment [HHRA] (2012). Environmental Health Risk Assessment, Guidelines for Assessing Human Health Risks from Environmental Hazards. Office of Health Protection of the Australian Government Department of Health.

European Chemicals Agency [ECHA] (2008). Guidance on Information Requirements and Chemical Safety Assessment, Chapter R11: PBT Assessment, European Chemicals Agency, Helsinki, Finland.

Klimisch, H.J., Andreae, M., and Tillmann, U. (1997). A systematic approach for evaluating the quality of experimental and toxicological and ecotoxicological data. Regul. Toxicol. Pharmacol. 25:1-5.

OECD (2006). OECD-SIDS Initial Assessment Report and Dossiers for Amine Oxides. Available at: [https://hpvchemicals.oecd.org/UI/SIDS\\_Details.aspx?id=B927B43D-8E91-4ADA-80E3-720D634E01C0](https://hpvchemicals.oecd.org/UI/SIDS_Details.aspx?id=B927B43D-8E91-4ADA-80E3-720D634E01C0).

Turan, T.S., and Gibson, W.B. (1981). A comparison of the elimination and biotransformation of dodecyldimethylamine oxide (DDAO) by rats, rabbits and man. Xenobiotica 11: 447-468.

U.S. Environmental Protection Agency [EPA] (2019). EPIsuite™ v. 4.11, United States Environmental Protection Agency, Office of Pollution Prevention and Toxics and Syracuse Research Corporation. Available at: <https://www.epa.gov/tsca-screening-tools/epi-suite-estimation-program-interface>.



## ANIONIC POLYACRYLAMIDE

This dossier on anionic polyacrylamide does not represent an exhaustive or critical review of all available data. Rather, it presents the most critical studies pertinent to the risk assessment of anionic polyacrylamide in its use in water treatment systems. The information presented in this dossier was obtained primarily from the Cosmetic Ingredient Review on polyacrylamide (CIR, 2005) and from the book titled *Ecological Assessment of Polymers. Strategies for Product Stewardship and Regulatory Programs* (Lyons and Vasconcellos, 1997). Where possible, study quality was evaluated using the Klimisch scoring system (Klimisch et al., 1997).

### I. SUBSTANCE IDENTIFICATION

**Description:** Copolymer of polyacrylamide (poly(2-propenamide)) and polyacrylate [poly(2-propenoic acid)]

**CAS RN:** 9003-05-8

**Molecular formula:**  $(C_3H_5NO)_x^-$  and  $(C_3H_3O_2)_x^-$

**Molecular weight:** 1,000,000 to >50,000,000 for polyacrylamide co-polymers used as flocculents (Lyons and Vasconcellos, 1997)

**Synonyms:** Anionic polyacrylamide

### II. PHYSICO-CHEMICAL PROPERTIES

Polyacrylamide polymers can exist in cationic, anionic, or non-ionic forms, depending on their ionic charge. The non-ionic form of polyacrylamide is generated from the basic polymerization of acrylamide. Anionic polyacrylamide polymer can then be formed from the hydrolysis of the acrylamide homopolymer either simultaneously during the polymerization process or as a subsequent step (Zheng et al., 2013). Anionic polyacrylamide polymer can also be formed from the copolymerization of acrylamide and acrylic acid (Lyons and Vasconcellos, 1997; Zheng et al., 2013).

### III. ENVIRONMENTAL FATE PROPERTIES

No studies on the environmental fate of anionic polyacrylamide are available. As a high-molecular-weight polymer, it is not expected to biodegrade or bioaccumulate (Lyons and Vasconcellos, 1997). The environmental fate of anionic polyacrylamide will be determined primarily by adsorption (Lyons and Vasconcellos, 1997).

### IV. HUMAN HEALTH HAZARD ASSESSMENT

#### A. Summary

Anionic polyacrylamide is not bioavailable when ingested. It is essentially non-toxic by the oral route, and it is not irritating to the skin or eyes. Lifetime dietary studies in rats showed no toxicity or carcinogenic effects. There were no indications of reproductive or developmental toxicity in rats given polyacrylamide in their feed over several generations.



## **B. Toxicokinetics and Metabolism**

Female rats were dosed by oral gavage with 140 mg/kg [ $^{14}\text{C}$ ]-anionic polyacrylamide (molecular weight of 3,000,000). No radioactivity was observed in any of the animals. After 25 hours, the sum of the radioactivity recovered in the feces was 95.13% of the administered dose, and the gastrointestinal tract and contents accounted for 1.64% of the dose. The urine contained activity representing 0.82% of the dose and carbon dioxide in the expired air was 0.07%. Liver and kidney tissue contained about 0.05%. (McCollister et al., 1965).

A male rat were dosed by oral gavage with 175 mg/kg [ $^{14}\text{C}$ ]-anionic polyacrylamide (molecular weight of 3,000,000). After 5 days, 99% of the recovered activity was in the feces and the gastrointestinal tract and its contents (McCollister et al., 1965).

## **C. Acute Toxicity**

No deaths were observed in rats given either nonionic or anionic polyacrylamide at oral doses up to 4,000 mg/kg. The oral  $\text{LD}_{50}$  is >4,000 mg/kg (McCollister et al., 1965).

## **D. Irritation**

Application of a 5% solution of polyacrylamide to the skin of rabbits was “well tolerated” (CIR, 2005). Polyacrylamide is non-irritating to slightly irritating to the eyes (CIR, 2005).

## **E. Sensitization**

No studies are available.

## **F. Repeated Dose Toxicity**

### Oral

Male and female rats were given in their diet 0, 5, or 10% anionic polyacrylamide (molecular weight of 3,000,000) for two years. The animals in the 10% dose group showed significant retardation of growth. At the end of the study, there was a slight statistically significant increase in kidney weights in the 10% males and in the  $\geq 5\%$  females. Gross and microscopic examination of the tissues from the  $\geq 5\%$  groups at 12 months showed some slight diffuse cloudy swelling, areas of focal necrosis and mild replacement fibrosis in the liver. At 18 and 24 months, all the animals showed tissue changes indicate of old age. These changes involved the small arterioles of the heart, kidney, spleen, pancreas, and to a lesser degree, the liver. All groups of animals were affected including the controls, but the degree of severity was somewhat increased in the  $\geq 5\%$  animals. The authors of the study suggested that the effects seen in the  $\geq 5\%$  dietary groups are attributed indirectly to the large, hydrophilic, non-nutritive bulkiness of the polymer in the gastrointestinal tract. For instance, reduced caloric intake may be partially responsible for the growth retardation; there may also have been interference of the absorption of dietary nutrients. Moreover, the [ $\text{C}^{14}$ ]polymer bioavailability studies no gastrointestinal absorption. The NOAEL for this study is 10% in the diet (McCollister et al., 1965).

### Inhalation

No studies are available.



## Dermal

No studies are available.

### **G. Genotoxicity**

No studies are available.

### **H. Carcinogenicity**

Male and female rats were fed 0, 5, or 10% anionic polyacrylamide (molecular weight of 3,000,000) in their diet for two years. The tumor incidences were similar between the treated and control animals (McCollister et al., 1965).

### **I. Reproductive/Developmental Toxicity**

In an abstract, it was reported that rats fed up to 2,000 ppm polyacrylamide in a three-generation reproductive toxicity study showed no reproductive, developmental, or parental toxicity (CIR, 2005).

## **V. DERIVATION OF TOXICOLOGICAL REFERENCE AND DRINKING WATER GUIDANCE VALUES**

The toxicological reference values developed for polyacrylamide follow the methodology discussed in enHealth (2012). The approach used to develop drinking water guidance values is described in the Australian Drinking Water Guidelines (ADWG, 2011).

### **A. Non-Cancer**

## Oral

No adverse effects were reported in rats fed anionic polyacrylamide in their diet at doses up to 10% for two years (McCollister et al., 1965). Using 0.05 as the fraction of body weight that is consumed per day as food for the rat, the NOAEL for this study is 5,000 mg/kg-day. The NOAEL of 5,000 mg/kg-day will be used for determining the oral reference dose (RfD) and the drinking water guidance value.

### Oral Reference Dose (oral RfD)

$$\text{Oral RfD} = \text{NOAEL} / (\text{UF}_A \times \text{UF}_H \times \text{UF}_L \times \text{UF}_{\text{Sub}} \times \text{UF}_D)$$

Where:

$\text{UF}_A$  (interspecies variability) = 10

$\text{UF}_H$  (intraspecies variability) = 10

$\text{UF}_L$  (LOAEL to NOAEL) = 1

$\text{UF}_{\text{Sub}}$  (subchronic to chronic) = 1

$\text{UF}_D$  (database uncertainty) = 1

$$\text{Oral RfD} = 5,000 / (10 \times 10 \times 1 \times 1 \times 1) = 5,000 / 100 = \underline{50 \text{ mg/kg-day}}$$

### Drinking water guidance value

Drinking water guidance value = (animal dose) x (human weight) x (proportion of intake from water) / (volume of water consumed) x (safety factor)



#### Using the oral RfD,

Drinking water guidance value = (oral RfD) x (human weight) x (proportion of water consumed) / (volume of water consumed)

Where:

Human weight = 70 kg (ADWG, 2011)

Proportion of water consumed = 10% (ADWG, 2011)

Volume of water consumed = 2L (ADWG, 2011)

Drinking water guidance value =  $(50 \times 70 \times 0.1)/2 = \underline{175 \text{ mg/L}}$

#### **B. Cancer**

Polyacrylamide was not carcinogenic to rats when given in a two-year dietary study; thus, a cancer reference value was not derived.

### **VI. HUMAN HEALTH HAZARD ASSESSMENT OF PHYSICO-CHEMICAL PROPERTIES**

Anionic polyacrylamide does not exhibit the following physico-chemical properties:

- Explosivity
- Flammability
- Oxidizing potential

### **VII. ENVIRONMENTAL HAZARD ASSESSMENT**

#### **A. Summary**

Anionic polyacrylamide has a low acute toxicity concern to aquatic organisms.

#### **B. Aquatic Toxicity**

Table 1 lists the results of acute aquatic toxicity studies on the powder form of anionic polyacrylamides, respectively. The data were reported in a table as LC<sub>50</sub> values with no details on the individual studies.

**Table 1: Acute Aquatic Toxicity Studies on Anionic Polyacrylamide\* in Powder Form**

Test Species	Ionic Charge	LC <sub>50</sub> (mg/L)	Reference
<i>Fathead minnow</i>	-31	810	Betz Laboratories, Inc. (1995)
<i>Rainbow trout</i>	-31	>100	Betz Laboratories, Inc. (1995)
<i>Bluegill sunfish</i>	-31	>300	Betz Laboratories, Inc. (1995)
<i>Rainbow trout</i>	-22	>100	Betz Laboratories, Inc. (1995)
<i>Bluegill sunfish</i>	-22	>300	Betz Laboratories, Inc. (1995)
<i>Rainbow trout</i>	-12	>100	Betz Laboratories, Inc. (1995)
<i>Bluegill sunfish</i>	-12	>300	Betz Laboratories, Inc. (1995)
<i>Daphnia magna</i>	-39	470	Betz Laboratories, Inc. (1995)

\*Acrylic acid-acrylamide copolymers with molecular weights of >1,000,000.





### C. Terrestrial Toxicity

No studies are available.

### D. Calculation of PNEC

The PNEC calculations for anionic polyacrylamide follow the methodology discussed in DEWHA (2009).

#### PNEC water

Experimental results are available for two trophic levels. Acute LC<sub>50</sub> values are available for fish (>100 mg/L) and invertebrates (470 mg/L). On the basis that the data consist of short-term results from three trophic levels, an assessment factor of 1,000 has been applied to the lowest LC<sub>50</sub> value of 100 mg/L for fish. The PNEC<sub>water</sub> is 0.1 mg/L.

#### PNEC sediment

There are no toxicity data for sediment-dwelling organisms. The K<sub>ow</sub> and K<sub>oc</sub> have not been experimentally derived for anionic polyacrylamide; these values cannot be estimated using QSAR models because of the high molecular weight of anionic polyacrylamide. Thus, the equilibrium partitioning method cannot be used to calculate the PNEC<sub>sed</sub>.

#### PNEC soil

There are no toxicity data for soil-dwelling organisms. The K<sub>ow</sub> and K<sub>oc</sub> have not been experimentally derived for anionic polyacrylamide; these values cannot be estimated using QSAR models because of the high molecular weight of anionic polyacrylamide. Thus, the equilibrium partitioning method cannot be used to calculate the PNEC<sub>soil</sub>.

## VIII. PBT ASSESSMENT

The methodology for the Persistent, Bioaccumulative and Toxic (PBT) substances assessment is based on the Australian and EU Reach Criteria methodology (DEWHA, 2009; ECHA, 2008).

Anionic polyacrylamide is a large molecular weight, water-soluble polymer. It is not expected to be readily biodegradable; thus, it meets the screening criteria for persistence.

Pharmacokinetic studies showed that anionic polyacrylamide was not bioavailable to rats when ingested; this is most likely due to its large size (high molecular weight) and presumed resistance to breakdown in the gastrointestinal tract. Anionic polyacrylamide is thus not expected to be bioavailable to aquatic or terrestrial organisms. It is not expected to meet the criteria for bioaccumulation.

No chronic aquatic toxicity data are available on polyacrylamide. The acute LC<sub>50</sub> values in fish and invertebrates are >1 mg/L. Thus, it does not meet the criteria for toxicity.

The overall conclusion is that anionic polyacrylamide is not a PBT substance.



## **IX. CLASSIFICATION AND LABELING**

### **A. Classification**

No classification.

### **B. Labelling**

No signal word.

### **C. Pictogram**

None.

## **X. SAFETY AND HANDLING**

### Eye Contact

In the case of contact, immediately flush eyes with plenty of water for at least 15 minutes.

### Skin Contact

Wash thoroughly with soap and water.

### Inhalation

If inhaled, remove from area to fresh air. Get medical attention if respiratory irritation develops or if breathing becomes difficult.

### Ingestion

Rinse mouth with water and then drink plenty of water. Never give anything by mouth to an unconscious person.

## **A. FIRE FIGHTING INFORMATION**

### Extinguishing Media

Water spray, carbon dioxide, foam, dry chemical.

### Specific Exposure Hazards

May emit toxic fumes under fire conditions. Depending on conditions, decomposition products may include the following: carbon monoxide, carbon dioxide, nitrogen oxides.

### Special Protective Equipment for Firefighters

Wear self-contained breathing apparatus.



## **B. ACCIDENTAL RELEASE MEASURES**

### Personal Precautions

Use appropriate protective equipment. Avoid dust formation. Ensure adequate ventilation. Do not breathe dust.

### Environmental Precautions

Prevent from entering sewers, waterways, or low areas.

### Steps to be Taken if Material is Released or Spilt

Scoop up and remove.

## **C. STORAGE AND HANDLING**

### General Handling

No special measures necessarily provided product is used correctly.

### Other Handling Precautions

Avoid creating or inhaling dust.

### Storage

Keep container tightly closed and in a dry and well-ventilated place. Keep in a cool place.

## **D. EXPOSURE CONTROLS / PERSONAL PROTECTION**

### Occupational Exposure Standards

Workplace Australia has not established an occupational exposure standard for polyacrylamide.

### Engineering Controls

None

### Personal Protection Equipment

*Respiratory Protection:* Respiratory protection is not required.

*Hand Protection:* Chemical resistant protective gloves.

*Skin Protection:* Body protection must be chosen depending on activity and possible exposure.

*Eye protection:* Safety glasses with side-shields.

*Other Precautions:* Handle in accordance with good industrial hygiene and safety practice. Wearing of closed work clothing is recommended.



## **E. TRANSPORT INFORMATION**

Polyacrylamide is not considered hazardous for purposes of transportation by road or rail. An Australian Dangerous Goods Code is not required.

## **XI. DISPOSAL**

Disposal should be in accordance with all local, state, and federal regulations.

## **XII. REGULATORY INFORMATION**

Australian AICS Inventory: Listed.

## **XIII. REFERENCES**

ADWG (2011). National Water Quality Management Strategy. Australian Drinking Water Guidelines, Section 6, Australian Government, National Health and Medical Research Council, Natural Resource Management Ministerial Council.

Betz Laboratories, Inc. (1991). Betz Handbook of Industrial Water Conditioning, 9<sup>th</sup> Ed., Trevose, PA; cited in Lyons and Vasconcellos (1997).

Cosmetic Ingredient Review [CIR] (2005). Amended final report on the safety assessment of polyacrylamide and acrylamide residues in cosmetics. *Int. J. Toxicol.* 24 (Suppl 2): 21-50.

Department of the Environment, Water, Heritage and the Arts [DEWHA] (2009). Environmental risk assessment guidance manual for industrial chemicals, Department of the Environment, Water, Heritage and the Arts, Commonwealth of Australia.

ECHA. ECHA REACH database: <http://echa.europa.eu/information-on-chemicals/registered-substances>.

enHealth Human Risk Assessment [HHRA] (2012). Environmental Health Risk Assessment, Guidelines for Assessing Human Health Risks from Environmental Hazards. Office of Health Protection of the Australian Government Department of Health.

European Chemicals Agency [ECHA] (2008). Guidance on Information Requirements and Chemical Safety Assessment, Chapter R11: PBT Assessment, European Chemicals Agency, Helsinki, Finland.

Klimisch, H.J., Andreae, M., and Tillmann, U. (1997). A systematic approach for evaluating the quality of experimental and toxicological and ecotoxicological data. *Regul. Toxicol. Pharmacol.* 25:1-5.

Lyons, L.A., and Vasconcellos, S.R. (1997). Water treatment polymers. In: *Ecological Assessment of Polymers. Strategies for Product Stewardship and Regulatory Programs* (Hamilton, J.D. and R. Sutcliffe, Eds.), pp. 113-145, Wiley.

McCollister, D.D., Hake, C.L., Sadek, S.E., and Rowe, V.K. (1965). Toxicologic investigations of polyacrylamides. *Toxicol. Appl. Pharmacol.* 7: 639-651.



Ovivo Australia (2014). Safety Data Sheet (SDS) for EnviroFloc 4017. Prepared by Chemwatch, 34-4761, version No: 2.1.1.1, issue date: 16/02/2014.

Zheng, H., Ma, J., Ji, F., Tang, X., Chen, W., Zhu, J., Liao, Y., and Tan, M. (2013). Synthesis and application of anionic polyacrylamide in water treatment. Asian J. Chem. 25(13): 7071-7074.

#### **XIV. ACRONYMS AND GLOSSARY**

°C	degrees Celsius
ADWG	Australian Drinking Water Guidelines
API	American Petroleum Institute
DEWHA	Department of the Environment, Water, Heritage and the Arts
EC	effective concentration
ECHA	European Chemicals Agency
EU	European Union
GHS	Globally Harmonised System of Classification and Labelling of Chemicals
HHRA	enHealth Human Risk Assessment
HPV	High Production Volume
IUPAC	International Union of Pure and Applied Chemistry
KI	Klimisch scoring system
LOAEL	lowest observed adverse effect level
mg/kg	milligrams per kilogram
mg/L	milligrammes per litre
mg/m <sup>3</sup>	milligrammes per cubic metre
MW	molecular weight
NICNAS	The National Industrial Chemicals Notification and Assessment Scheme
NIOSH	National Institute for Occupational Safety and Health
NOAEC	No Observed Adverse Effect Concentration
NOAEL	no observed adverse effect level
NOEC	no observed effective concentration
OECD	Organisation for Economic Co-operation and Development
PBT	Persistent, Bioaccumulative and Toxic
PNEC	Predicted No Effect Concentration
ppm	parts per million
REACH	Registration, Evaluation, Authorisation and Restriction of Chemicals
RfD	Reference Dose
SDS	Material Safety Data Sheet



SMILES	simplified molecular-input line-entry system
TGD	Technical Guidance Document
USEPA	United States Environmental Protection Agency
UVCB Materials	Unknown or Variable Composition, Complex Reaction Products and Biological
WAFs	water accommodated fractions
WHO	World Health Organisation
µm	micrometre



## BENZALDEHYDE

This dossier on benzaldehyde does not represent an exhaustive or critical review of all available data. Rather, it presents the most critical studies pertinent to the risk assessment of benzaldehyde in its use in drilling muds and hydraulic fracturing fluids. The information presented in this dossier was obtained from the ECHA database that provides information on chemicals that have been registered under the EU REACH (ECHA). Where possible, study quality was evaluated using the Klimisch scoring system (Klimisch *et al.*, 1997; Kl).

### I. SUBSTANCE IDENTIFICATION

Chemical Name (IUPAC): Benzaldehyde

CAS RN: 100-52-7

Molecular formula: C<sub>7</sub>H<sub>6</sub>O

Molecular weight: 106.12

Synonyms:

Artificial Almond Oil; Benzaldehyde FFC; Benzenecarbonal; Benzenecarboxaldehyde; Benzoic aldehyde; Phenylmethanal; Almond artificial essential oil; Phenylmethanal benzenecarboxaldehyde; NCI-C56133; Oil of Bitter Almond; Artificial essential oil of almond; Benzene carbaldehyde; NA 1989; Artificial essential oil of almond; Artificial bitter almond oil; Benzene methylal; Benzoyl hydride; Ethereal oil of bitter almonds; Benzaldehyde

SMILES: c1(C=O)ccccc1

### II. PHYSICO-CHEMICAL PROPERTIES

**Table 1: Overview of the Physico-chemical Properties of Benzaldehyde**

Property	Value	Klimisch score	Reference
Physical state at 20°C and 101.3 kPa	Colourless liquid, becoming yellowish on keeping; almond odor	2	ECHA
Melting point	-26°C	2	ECHA
Boiling point	179°C	2	ECHA
Density	1.042 @ 25°C	2	ECHA



Property	Value	Klimisch score	Reference
Vapor pressure	169 Pa @ 25°C	2	ECHA
Partition coefficient (log K <sub>ow</sub> )	1.4 @ 25°C	1	ECHA
Water solubility	6.95 g/L @ 25°C	2	ECHA
Flash point	63°C	2	ECHA
Auto flammability	192°C	2	ECHA
Viscosity	1.321 mPa s @ 25°C	2	ECHA

### III. ENVIRONMENTAL FATE PROPERTIES

#### A. Summary

Benzaldehyde is readily biodegradable. It is not expected to bioaccumulate. Experimental data for adsorption/ desorption are not available; the estimated K<sub>oc</sub> value is 11.09 L/kg.

#### B. Biodegradation

Benzaldehyde is readily biodegradable. In an activate sludge test, degradation was approximately 100% after 19 days as measured by DOC removal (ECHA) [Kl. score = 2].

In a BOD test, degradation was >60% after 28 days as measured by O<sub>2</sub> consumption (ECHA) [Kl. score = 2].

In a CO<sub>2</sub> evolution test, degradation was about 60% in 7 days and 100% in 28 days (ECHA) [Kl. score = 2].

#### C. Environmental Distribution

##### Adsorption/desorption

No experimental data are available for benzaldehyde. Using KOCWIN in EPISUITE™ (EPA, 2019), the estimated K<sub>oc</sub> value from log K<sub>ow</sub> is 32.69 L/kg. The estimated K<sub>oc</sub> value from the molecular connectivity index (MCI) is 11.09 L/kg.





## **D. Bioaccumulation**

There are no bioaccumulation studies on benzaldehyde. Benzaldehyde is not expected to bioaccumulate based on a log  $K_{ow}$  of 1.4 (ECHA).

## **IV. HUMAN HEALTH HAZARD ASSESSMENT**

### **A. Summary**

Benzaldehyde is hazardous and considered harmful if swallowed, with low dermal toxicity and no evidence of being a skin irritant. It has been reported to cause respiratory and eye irritation but is not currently classified as such. Although the chemical has produced skin sensitisation reactions in some tests, based on the weight of evidence, the chemical is not likely to be a skin sensitiser. Based on the data available, the chemical is not considered to cause serious damage to health from repeated oral exposure or through inhalation. No data are available to evaluate exposure via the dermal pathway. The available information indicates that the chemical does not show specific reproductive or developmental toxicity. Overall, the data indicate that the chemical has no mutagenic or genotoxic potential. Although there is no mutagenic activity in bacterial systems, the chemical does have weak clastogenic effects in some mammalian cell assays. The available information indicates that the chemical does not show specific reproductive or developmental toxicity. The following sections detail the available and relevant literature on the toxicity of benzaldehyde. The information described below was obtained from NICNAS IMAP if available and the ECHA database. Please refer to those information sources for the studies referenced therein.

### **B. Acute Toxicity**

The chemical is classified as hazardous with the risk phrase 'Harmful if swallowed' (Xn; R22) in HSIS (Safe Work Australia). The available animal and human data (see Acute toxicity: observation in humans) support this classification. Jenner et al., (1964; KI = 2) tested effects of benzaldehyde on rats, guinea pigs and mice. Doses were administered by intubation. Animals died between 4 and 18h after dose administration, and an LD50 of 1,300 mg/kg bw was calculated.

Although limited information is available, the chemical is likely to have low acute dermal toxicity in animal tests following dermal exposure. In an acute dermal toxicity study in rabbits with limited available data, an LD50 of >1250 mg/kg bw was reported.

Although limited data are available, the available information indicates that the chemical has moderate acute toxicity in animal tests following inhalation exposure and is recommended for classification (refer to Recommendation section). An increased incidence of respiratory symptoms was noted among



workers exposed to vapour of the chemical at atmospheric concentrations of >5 mg/m<sup>3</sup> (see Acute toxicity: observation in humans).

### **C. Irritation**

Although limited data are available, the available information indicates that the chemical is not likely to be a skin irritant but has been reported to be an eye irritant in animal studies. The available information is not sufficient to support a classification. In an inhalation toxicity study, human volunteers were exposed to 4.5 ppm (19.5 mg/m<sup>3</sup>) of the chemical for one minute. Irritation of the eyes and upper respiratory tract were observed. In an occupational study, workers exposed to the chemical vapour at atmospheric concentrations of >5 mg/m<sup>3</sup> reported symptoms of slight eye irritation and considerable skin irritation.

### **D. Sensitization**

Although the chemical has produced skin sensitisation reactions in some tests, based on the weight of evidence, the chemical is not likely to be a skin sensitizer. It is also noted that the chemical is rapidly metabolised to benzoic acid in the skin. Clinical reports of allergy to the chemical are rare and benzoic acid has also been reported not to produce sensitisation in clinical trials in humans.

### **E. Repeated Dose Toxicity**

Based on the data available, the chemical is not considered to cause serious damage to health from repeated oral exposure or through inhalation. Numerous studies on the repeated-dose toxicity of benzaldehyde are mentioned in the German MAK report on benzaldehyde (1998). In the following, only the most relevant studies for hazard assessment are presented.

#### Inhalation

In a short-term inhalation study, groups of 14 Sprague-Dawley rats per sex and group were exposed in whole animal exposure chambers on 14 consecutive days, for 6 hours a day, to benzaldehyde vapour in concentrations of 0, 500, 750 and 1000 mL/m<sup>3</sup> (about 2200, 3300 and 4400 mg/m<sup>3</sup>). During the experiment 11 animals from the 1000 mL/m<sup>3</sup> group died (10 females, 1 male) and 3 female animals from the 750 mL/m<sup>3</sup> group. In all animals exposed to benzaldehyde, tremor, piloerection, diuresis, decreased respiration rates, hypothermia, reduced motor activity and concentration-dependent symptoms of eye and nose irritation occurred in the first week of the experiment. Because effects occurred even at the lowest benzaldehyde concentration of 500 mL/m<sup>3</sup>, this study did not yield a NOEL (Laham et al. 1991).

In albino rats exposed over a period of 4 months for 5 hours a day to benzaldehyde concentrations of 26 mg/m<sup>3</sup> (about 6.0 mL/m<sup>3</sup>) under dynamic conditions, 3 months after the beginning of the experiment changes were detected in haematological parameters (hypoglobulinaemia, erythrocytosis, leukocytosis, initially lymphocytosis followed by lymphopenia) and delays in body



weight gain. At the end of the experiment all the parameters were within the normal range.

Exposure to benzaldehyde concentrations of 6 mg/m<sup>3</sup> (about 1.4 mL/m<sup>3</sup>) under otherwise identical conditions was tolerated by albino rats without symptoms (no further details) (Peresedov 1974).

#### Oral

Groups of 10 male and 10 female F344 rats were given gavage doses of benzaldehyde of 50, 100, 200, 400 and 800 mg/kg body weight (dissolved in corn oil) on 5 days/week for a period of 13 weeks. The symptoms of intoxication observed in the animals of the 800 mg/kg group were increased activity, trembling or periodic inactivity. 6 males and 3 females of this group and 1 female animal of the 400 mg/kg group and the control group died in the second half of the experiment. In the male animals of the 800 mg/kg group, body weight gains and the absolute and relative weights (relative to the brain weight) of the thymus and testes were reduced. The female animals of this group were found to have slightly increased liver, kidney, thymus and heart weights. In most of the animals of the 800 mg/kg group and 2 males of the 400 mg/kg group, slight hyperplasia and hyperkeratosis of the forestomach epithelium, accompanied by increased mitotic activity in the basement membrane, were detected. This study yielded a NOEL for of 400 mg/kg body weight per day as the damage to the forestomach is likely due to the application methodology (Kluwe et al. 1983, NTP 1990).

A study with the same design was also carried out with male and female B6C3F1 mice given benzaldehyde doses of 75, 150, 300, 600 or 1200 mg/kg body weight per day. No clinical symptoms of intoxication were observed. All male animals and one female from the 1200 mg/kg group died during the first 4 weeks of the experiment. The body weight gains were reduced in the female animals after doses of 1200 mg/kg and in the male animals after doses as low as 600 mg/kg. At the end of the experiment the body weights of the male animals of the 600 mg/kg group were reduced by 9 % relative to those of the controls. The organ weights did not differ from the control values. In the gross pathological and microscopic examinations, weak to moderate degeneration of the renal tubules was detected in all male animals of the 1200 mg/kg group and one male of the 600 mg/kg group. This study therefore yielded a NOEL for male mice of 300 mg/kg body weight per day and for female mice of 600 mg/kg body weight per day (Kluwe et al. 1983, NTP 1990).

#### **F. Genotoxicity**

Overall, the data indicate that the chemical has no mutagenic or genotoxic potential. Although there is no mutagenic activity in bacterial systems, the chemical does have weak clastogenic effects in some mammalian cell assays.

The genotoxicity of benzaldehyde has been investigated in many in vitro test systems. In *Salmonella typhimurium*, in mutagenicity studies with the strains



TA98, TA100, TA102, TA104, TA1535, TA1537 and TA2637, and in a DNA repair test with and without metabolic activation, no genotoxic activity could be detected. In a mutagenicity test with *Escherichia coli* WP2 uvrA and the mutagen 4-nitroquinoline-1-oxide, benzaldehyde from concentrations of 2120 µg/plate was found to have an antimutagenic effect (Watanabe et al. 1988). In *Bacillus subtilis*, DNA-damaging effects were observed at high concentrations only after metabolic activation. An increase in the incidence of mutants in the mouse lymphoma test occurred only in the high, cytotoxic concentration range and the finding is therefore questionable. Evidence of a weak clastogenic potential in the chromosomal aberration test and in the sister chromatid exchange test was also found only with high concentrations. Therefore there is merely evidence of weak genotoxic activity of benzaldehyde.

In an *in vivo* test, a sex-linked recessive lethal test with *Drosophila melanogaster*, benzaldehyde administered in a concentration of 1500 ppm with the diet and injection of 2500 ppm was inactive (NTP 1990, Woodruff et al. 1985).

### **G. Carcinogenicity**

Mammalian data are unclear on the carcinogenicity of benzaldehyde, showing some evidence of carcinogenicity in mice but none in rats. The chemical is also considered not to have mutagenic or genotoxic potential (see Genotoxicity).

In a carcinogenicity study, groups of 50 male and 50 female F344 rats and B6C3F1 mice were given gavage doses of benzaldehyde (dissolved in corn oil) on 5 days/week for a period of 103 to 104 weeks. The doses given to the female mice were 300 and 600 mg/kg body weight per day, and to all other groups 200 and 400 mg/kg body weight per day. Although tumors were found to form during the experiment, the increase in the incidence of some tumours in the male rats was not regarded as substance-related. An increase in the incidence of hyperplasia and squamous cell papillomas of the forestomach in mice were regarded as some evidence of carcinogenicity, but are probably the result of the irritative effects of benzaldehyde and are not of relevance because of the species-specific location.

Overall, therefore, there was no evidence in either mice or rats of a carcinogenic potential of benzaldehyde, which is in accordance with the, at most, low genotoxic activity of benzaldehyde *in vitro*.

### **H. Reproductive and Developmental Toxicity**

Although limited data are available, the available information indicates that the chemical does not show specific reproductive or developmental toxicity. Benzyl derivatives, including benzaldehyde, have been reported to produce no evidence of reproductive and developmental toxicity during various studies. It was also stated that as benzyl derivatives generally follow similar metabolic pathways, studies conducted on benzyl derivatives provide adequate evidence for benzaldehyde.



In one available study 10 female rats were given oral doses of 2 mg benzaldehyde per animal (about 5 mg/kg body weight and day) every second day for a period of 223 days, and were mated with untreated males on days 75 and 108 after the beginning of treatment. The number of offspring, the weight of the pups after 1 and 3 weeks and survival of the pups was in the range of the control values. The number of pregnant females in the test group was decreased relative to that in the control group (Sporn et al. 1967). The study design (small number of treated animals, only one dose group) does not meet present-day standards and cannot, therefore, be regarded as evidence of impairment of female fertility. In a medium-term study with male F344 rats decreased testis weights were observed, but the effective dose of 800 mg/kg body weight (dissolved in corn oil, administered by gavage) was highly toxic and led to the death of 6 of 10 animals, so that this finding cannot be regarded as evidence of an impairment in fertility. In the 400 mg/kg group, in which there were no deaths or signs of intoxication, this effect did not occur (Kiuwe et al. 1983, NTP 1990).

## **V. DERIVATION OF TOXICOLOGICAL REFERENCE AND DRINKING WATER GUIDANCE VALUES**

The toxicological reference values developed for benzaldehyde follow the methodology discussed in enHealth (2012). The approach used to develop drinking water guidance values is described in the Australian Drinking Water Guidelines (ADWG, 2011).

### **A. Non-Cancer**

#### Oral

The lowest NOAEL from these studies is 400 mg/kg-day based on absence of effects in a 2-year gavage study in male and female rats. The NOAEL of 400 mg/kg-day will be used for determining the oral Reference dose (RfD) and the drinking water guidance value.

#### *Oral Reference Dose (oral RfD)*

$$\text{Oral RfD} = \text{NOAEL} / (\text{UF}_A \times \text{UF}_H \times \text{UF}_L \times \text{UF}_{\text{Sub}} \times \text{UF}_D)$$

Where:

$\text{UF}_A$  (interspecies variability) = 10

$\text{UF}_H$  (intraspecies variability) = 10

$\text{UF}_L$  (LOAEL to NOAEL) = 1

$\text{UF}_{\text{Sub}}$  (subchronic to chronic) = 1

$\text{UF}_D$  (database uncertainty) = 1

$$\text{Oral RfD} = 400 / (10 \times 10 \times 1 \times 1 \times 1) = 400 / 100 = 4 \text{ mg/kg-day}$$



### *Drinking water guidance value*

Drinking water guidance value = (animal dose) x (human weight) x (proportion of intake from water) / (volume of water consumed) x (safety factor)

Using the oral RfD,

Drinking water guidance value = (oral RfD) x (human weight) x (proportion of water consumed) / (volume of water consumed)

where:

Human weight = 70 kg (ADWG, 2011)

Proportion of water consumed = 10% (ADWG, 2011)

Volume of water consumed = 2L (ADWG, 2011)

Drinking water guidance value =  $(4 \times 70 \times 0.1)/2 = 14 \text{ mg/L}$

### **B. Cancer**

There was no evidence of carcinogenicity in rat and mouse chronic studies conducted on benzaldehyde. Thus, a cancer reference value was not derived.

## **VI. HUMAN HEALTH HAZARD ASSESSMENT OF PHYSICO-CHEMICAL PROPERTIES**

Benzaldehyde does not exhibit the following physico-chemical properties:

- Explosivity
- Flammability
- Oxidizing potential

## **VII. ENVIRONMENTAL HAZARD ASSESSMENT**

### **A. Summary**

### **B. Aquatic Toxicity**

#### Acute Studies

Table 2 lists the results of acute aquatic toxicity studies conducted on benzaldehyde.



**Table 2: Acute Aquatic Toxicity Studies on Benzaldehyde**

Test Species	Endpoint	Results (mg/L)	Klimisch score	Reference
Fathead minnow	96-hr LC <sub>50</sub>	12.4	2	ECHA
Rainbow trout	96-hr LC <sub>50</sub>	11.2	2	ECHA
Goldfish	96-hr LC <sub>50</sub>	13.8	2	ECHA
Channel catfish	96-hr LC <sub>50</sub>	5.39	2	ECHA
Bluegill	96-hr LC <sub>50</sub>	1.07	2	ECHA
Daphnia	24-hr EC <sub>50</sub>	50	2	ECHA

### Chronic Studies

In a juvenile growth test, the 7-day NOEC to 1- day *Pimephales promelas* larvae was 0.12 mg/L (measured) based on growth rate and mortality (ECHA) [KI. score = 2].

The 8-day NOEC to *Scenedesmus quadricauda* is 34 mg/L (ECHA) [KI. score = 4].

### **C. Terrestrial Toxicity**

No studies are available.

### **D. Calculation of PNEC**

The PNEC calculations for benzaldehyde follow the methodology discussed in DEWHA (2009).

#### PNEC water

Experimental results are available for three trophic levels. Acute E(L)C<sub>50</sub> values are available for fish (1.07 mg/L) and invertebrates (50 mg/L). Results from chronic studies are available for fish (0.12 mg/L) and algae (34 mg/L). On the basis that the data consists of short-term studies for two trophic levels and long-term results studies for two trophic levels, an assessment factor of 50 has been applied to the lowest reported NOEC of 0.12 mg/L for fish. The PNEC<sub>water</sub> is 0.002 mg/L.



### PNEC soil

There are no toxicity data for terrestrial or soil organisms. Therefore, the  $PNEC_{soil}$  was calculated using the equilibrium partitioning method. The  $PNEC_{soil}$  is 0.0003 mg/kg soil dry weight.

The calculations are as follows:

$$\begin{aligned} PNEC_{soil} &= (K_{psoil}/BD_{soil}) \times 1000 \times PNEC_{water} \\ &= (0.22/1500) \times 1000 \times 0.002 \\ &= 0.0003 \end{aligned}$$

Where:

$K_{psoil}$  = soil-water partition coefficient ( $m^3/m^3$ )

$BD_{soil}$  = bulk density of soil ( $kg/m^3$ ) = 1,500 [default]

$$\begin{aligned} K_{psoil} &= K_{oc} \times f_{oc} \\ &= 11.09 \times 0.02 \\ &= 0.22 \end{aligned}$$

Where:

$K_{oc}$  = organic carbon normalised distribution coefficient (L/kg). The  $K_{oc}$  for benzaldehyde based on the molecular connectivity index (MCI) is 1.167 L/kg (EPA, 2018).

$F_{oc}$  = fraction of organic carbon in soil = 0.02 [default].

### **VIII. PBT Assessment**

The methodology for the Persistent, Bioaccumulative and Toxic (PBT) substances assessment is based on the Australian and EU Reach Criteria methodology (DEWHA, 2009; ECHA, 2008).

Benzaldehyde is readily biodegradable; thus, it does not meet the screening criteria for persistence.

Based on a measured  $\log K_{ow}$  of 1.4, benzaldehyde does not meet the screening criteria for bioaccumulation.

The lowest chronic NOEC for benzaldehyde is >0.1 mg/L. The acute  $E(L)C_{50}$  values are >1 mg/L. Thus, benzaldehyde does not meet the screening criteria for toxicity.

The overall conclusion is that benzaldehyde is not a PBT substance.





## **IX. CLASSIFICATION AND LABELING**

### **A. Classification**

Flammable liquids Category 4  
Acute toxicity – oral and dermal - Category 4  
Eye irritant Category 2  
Skin irritant Category 2  
Respiratory sensitization Category 1  
Skin sensitization Category 1  
Acute aquatic toxicity Category 2

### **B. Labelling**

Warning

### **C. Pictogram**



## **X. SAFETY AND HANDLING**

### **A. FIRST AID**

#### Eye Contact

Rinse thoroughly with plenty of water for at least 15 minutes and consult a physician.

#### Skin Contact

Wash off with soap and plenty of water. consult a physician.

#### Inhalation

Move person to fresh air. If not breathing, give artificial respiration. Consult a physician.

#### Ingestion

Do NOT induce vomiting. Rinse mouth with water. Consult a physician.

#### Notes to Physician



Symptoms may occur even after several hours. Medical observation for at least 48 hours is recommended.

Benzaldehyde may cause allergy or asthma symptoms or breathing difficulties if inhaled.

Medical Conditions Aggravated by Exposure

No data available.

Emergency Personnel Protection

Avoid breathing dust/ fume/ gas/ mist/ vapours/ spray.

## **B. FIRE FIGHTING INFORMATION**

Extinguishing Media

Use water spray, alcohol-resistant foam, dry chemical or carbon dioxide.

Specific Exposure Hazards

No data available.

Special Protective Equipment for Firefighters

No special measures required; Wear self-contained breathing apparatus for fire-fighting if necessary

## **C. ACCIDENTAL RELEASE MEASURES**

Personal Precautions

Use personal protective equipment. Respiratory protection and/ or ventilation may be necessary to avoid breathing vapours, mist or gas. Remove all sources of ignition. Evacuate unprotected persons. Beware of vapours accumulating to form explosive concentrations. Vapours can accumulate in low areas.

Environmental Precautions

Do not allow to enter sewers, drains, or waterways. Discharge into the environment must be avoided.

Steps to be Taken if Material is Released or Spilled

Contain spillage, and then collect with an electrically protected vacuum cleaner or by wet-brushing and place in container for disposal according to local regulations. Keep in suitable, closed containers for disposal.



## **D. STORAGE AND HANDLING**

### General Handling

Avoid contact with skin and eyes, Avoid inhalation of vapour or mist. No smoking.

### Other Handling Precautions

Keep away from sources of ignition. Take measures to prevent the build-up of electrostatic charge.

### Storage

Keep container tightly closed in a dry and well-ventilated place. Containers which are opened must be carefully resealed and kept upright to prevent leakage. Storage under nitrogen if necessary.

Sensitive to light. Store in light-resistant containers.

## **E. EXPOSURE CONTROLS / PERSONAL PROTECTION**

### Occupational Exposure Standards

Australia: No specific exposure standards are available.

The chemical has an exposure standard of 5 mg/m<sup>3</sup> time weighted average (TWA) in Bulgaria, Hungary, Latvia and Russia; 10 mg/m<sup>3</sup> in Poland; and 2 ppm in the USA.

Short-term exposure limits (STEL) of 4 ppm in the USA and Canada; 10 mg/m<sup>3</sup> in Hungary; and 40 mg/m<sup>3</sup> in Poland have been reported.

### Engineering Controls

Provide exhaust ventilation or other engineering controls to keep the airborne concentrations of vapors below their respective threshold limit value. Ensure that eyewash stations and safety showers are proximal to the work-station location.

### Personal Protection Equipment

#### *Respiratory Protection:*

Vapor respirator

#### *Hand Protection:*

Impervious gloves. Inspect gloves before use.



*Skin Protection:*

Protective clothing as required by the situation.

*Eye protection:*

Splash goggles or face shield and safety glasses

*Other Precautions:*

Use other PPE as required by the situation.

## **F. TRANSPORT INFORMATION**

UN Number: 1990

Class 9

## **XI. DISPOSAL**

Disposal should be in accordance with all local, state, and federal regulations.

## **XII. REGULATORY INFORMATION**

AICS: Listed

## **XIII. REFERENCES**

ADWG (2011). National Water Quality Management Strategy. Australian Drinking Water Guidelines, Section 6, Australian Government, National Health and Medical Research Council, Natural Resource Management Ministerial Council.

Department of the Environment, Water, Heritage and the Arts [DEWHA] (2009). Environmental risk assessment guidance manual for industrial chemicals, Department of the Environment, Water, Heritage and the Arts, Commonwealth of Australia.

ECHA. ECHA REACH database: <http://echa.europa.eu/information-on-chemicals/registered-substances>

enHealth Human Risk Assessment [HHRA] (2012). Environmental Health Risk Assessment, Guidelines for Assessing Human Health Risks from Environmental Hazards. Office of Health Protection of the Australian Government Department of Health.



- European Chemicals Agency [ECHA] (2008). Guidance on Information Requirements and Chemical Safety Assessment, Chapter R11: PBT Assessment, European Chemicals Agency, Helsinki, Finland.
- Klimisch, H.J., Andreae, M., and Tillmann, U. (1997). A systematic approach for evaluating the quality of experimental and toxicological and ecotoxicological data. Regul. Toxicol. Pharmacol. 25:1-5.
- U.S. Environmental Protection Agency [EPA] (2019). EPISuite™ v. 4.11, United States Environmental Protection Agency, Office of Pollution Prevention and Toxics and Syracuse Research Corporation. Available at: <https://www.epa.gov/tsca-screening-tools/epi-suite™-estimation-program-interface>.



## BISMUTH OXIDE

This dossier on bismuth oxide does not represent an exhaustive or critical review of all available data. Rather, it presents the most critical studies pertinent to the risk assessment of bismuth oxide in its use in drilling muds and hydraulic fracturing fluids. The information presented in this dossier was obtained from the ECHA database that provides information on chemicals that have been registered under the EU REACH (ECHA). Where possible, study quality was evaluated using the Klimisch scoring system (Klimisch *et al.*, 1997).

### I. SUBSTANCE IDENTIFICATION

Chemical Name (IUPAC): [(oxobismuthanyl)oxy]bismuthanone

CAS RN: 1304-76-3

Molecular formula: Bi<sub>2</sub>O<sub>3</sub>

Molecular weight: 465.96 g/mol

Synonyms: Dibismuth trioxide, Bismuth sesquioxide, Bismuth trioxide, Bismuthous oxide, Wismutoxid

SMILES: O=[Bi]O[Bi]=O

### II. PHYSICO-CHEMICAL PROPERTIES

**Table 1: Overview of the Physico-chemical Properties of Bismuth Oxide**

Property	Value	Klimisch score	Reference
Physical state at 20°C and 101.3 kPa	Yellow monoclinic crystals or a yellow powder with no odor.	2	ECHA
Melting point	825°C	2	ECHA
Boiling point	1,890°C	2	ECHA
Density	8.93 g/cm <sup>3</sup> @ 20°C	2	ECHA
Water solubility	Slightly soluble. See below*	1	ECHA

\*5.887 and 0.777 mg/L @ 21.3°C at a flow rates of 23.45 12.33/6.15 mL/hour, respectively. Measurements were bismuth oxide in water.



### **III. ENVIRONMENTAL FATE PROPERTIES**

Biodegradation is not applicable to bismuth oxide. It is an inorganic mineral that is slightly soluble in water; thus, it is not expected to be bioaccumulative.

### **IV. HUMAN HEALTH HAZARD ASSESSMENT**

#### **A. Summary**

Bismuth oxide is not acutely toxic via oral, dermal or inhalation route or irritating to the skin or eyes. The findings indicate that it does not need to be classified as a skin sensitizer. There were no findings of toxicity in repeated dose testing. Bismuth is not expected to be genotoxic or carcinogenic, as oxides of bismuth are not soluble and testing with soluble bismuth salts were not found to be genotoxic. There are no reported reproductive or developmental effects for bismuth.

#### **B. Acute Toxicity**

Bismuth oxide is not acute toxic via oral, dermal or inhalation route. A 28-day oral gavage administration study in rats (KI =2) found no mortality, abnormal clinical signs, body weight changes or abnormal histopathological findings at a maximum dose of 2000 mg/kg bw for both sexes (Sano et al., 2005).

Administration of a dry aerosol of dibismuth trioxide at a gravimetricly determined concentration of  $5.07 \pm 0.09$  mg dibismuth trioxide/L air for 4 hours by inhalation using a dynamic nose-only exposure chamber to rats found no mortality or change in weight gain over the course of the study. Slight ataxia and slight dyspnoea was noted in 2 of 3 male and 3 of 3 female rats.

No studies were listed to evaluate the dermal toxicity of bismuth oxide.

#### **C. Irritation**

Dibismuth trioxide is not considered to be irritating to skin or to eyes. Dibismuth trioxide was tested for its potential to induce skin irritation in a human skin model (KI =1). 3 tissues of the human skin model EpiSkin™ were treated with either the test item, the negative or the positive control for 15 minutes. 15 µL of either the negative control (deionised water) or the positive control (5% Sodium lauryl sulfate) were applied to each tissue. The test item is not considered to possess an irritant potential. In this study and under the experimental conditions reported, the test item was concluded to be a non irritant to skin.



#### **D. Sensitization**

No published data or studies for determination the sensitisation properties of dibismuth trioxide are available. In an available guideline study with the more bioavailable substance, bismuth hydroxide nitrate oxide, the sensitising potential was determined in the LLNA in mice. Results show that bismuth hydroxide nitrate oxide does not reveal any sensitising properties and should not be classified and labelled according to regulation (EC) No.1272/2008. Based on read across from this much more bioavailable substance, it can be considered that dibismuth trioxide does not need to be classified for sensitisation.

#### **E. Repeated Dose Toxicity**

A 90-day repeated dose oral toxicity study (K1 = 2) was conducted in accordance with OECD Guideline 408 with the read-across substance, bismuth subnitrate. There was no adverse effect of treatment on body weight development and dietary intake in animals of either sex. Hematology, blood chemistry, testosterone hormone assessment, estrus cycle assessment in females, sperm analysis in males and microscopic examination of the selected tissues did not identify any findings of toxicological relevance. A dose level of 1000 mg/kg bw/day is therefore considered to be the NOAEL for systemic toxicity within the confines of this type of study. Based on read across to the results of this study, classification for repeated dose toxicity under the CLP Regulation is not required.

No reliable or relevant studies or data are available for dibismuth trioxide. Dermal repeated dose toxicity is considered to be scientifically unjustified. No data are available; classification concerning repeated dermal toxicity is not required.

#### **F. Genotoxicity**

No published data or studies for determination the mutagenicity of dibismuth trioxide is available. Due to the low solubility of the substance in water, it would not allow a study to be conducted in accordance with guidelines. However, there are publications available in which soluble bismuth salts were tested. Colloidal bismuth subcitrate was tested to induce sister chromatid exchanges or chromosome aberrations and bismuth subsalicylate and bismuth nitrate were both tested to induce gene mutation in bacterial cells. There is no indication for genotoxic/mutagenic effects of either colloidal bismuth subcitrate, bismuth subsalicylate or bismuth nitrate in these available publications.

In addition, in an available guideline study with the soluble bismuth hydroxide nitrate oxide the gene mutation potential was determined in the hprt locus of L5178Y mouse lymphoma cells. The study included treatments up to the maximum practicable concentration, 140 µg/mL (limited by solubility in the primary vehicle), in two independent experiments in the absence and presence of a rat liver metabolic activation system (S9).





## G. Carcinogenicity

There are no studies available to evaluate carcinogenicity of bismuth oxide. Based on the lack of genotoxicity of soluble bismuth salts and the general insolubility of bismuth oxide, it is likely that bismuth oxides are not carcinogenic.

## H. Reproductive and Developmental Toxicity

In a 90 day repeated dose oral toxicity study with additional reproductive toxicity endpoints conducted in accordance with OECD Guideline 408, the read-across substance, bismuth subnitrate had no toxicological effects on sperm or on testosterone levels in male rats or on the estrous cycle in female rats. The NOAEL in this study was 1000 mg/kg bw/day. By read across, dibismuth trioxide is not predicted to have any toxic effects on fertility.

## V. DERIVATION OF TOXICOLOGICAL REFERENCE AND DRINKING WATER GUIDANCE VALUES

The toxicological reference values developed for bismuth oxide follow the methodology discussed in enHealth (2012). The approach used to develop drinking water guidance values is described in the Australian Drinking Water Guidelines (ADWG, 2011).

### A. Non-Cancer

#### Oral

The lowest NOAEL from the available studies is 1000 mg/kg-day based on a lack of effect on clinical signs and mortality, body weight, haematology, clinical chemistry and other clinical endpoints. This NOAEL for bismuth oxide was adjusted using the molecular weight of bismuth oxide (466 g/mol,  $\text{Bi}_2\text{O}_3$ ) and the molecular weight of bismuth subnitrate (397 g/mol,  $\text{BiH}_2\text{N}_3\text{O}_9$ ), resulting in a NOAEL of 1174 mg/kg-day. The NOAEL of 1174 mg/kg-day will be used for determining the oral Reference dose (RfD) and the drinking water guidance value.

#### *Oral Reference Dose (oral RfD)*

$$\text{Oral RfD} = \text{NOAEL} / (\text{UF}_A \times \text{UF}_H \times \text{UF}_L \times \text{UF}_{\text{Sub}} \times \text{UF}_D)$$

Where:

$\text{UF}_A$  (interspecies variability) = 10

$\text{UF}_H$  (intraspecies variability) = 10

$\text{UF}_L$  (LOAEL to NOAEL) = 1

$\text{UF}_{\text{Sub}}$  (subchronic to chronic) = 3

$\text{UF}_D$  (database uncertainty) = 1

$$\text{Oral RfD} = 1174 / (10 \times 10 \times 1 \times 3 \times 1) = 1174 / 300 = 4 \text{ mg/kg-day}$$



#### *Drinking water guidance value*

Drinking water guidance value = (animal dose) x (human weight) x (proportion of intake from water) / (volume of water consumed) x (safety factor)

Using the oral RfD,

Drinking water guidance value = (oral RfD) x (human weight) x (proportion of water consumed) / (volume of water consumed)

where:

Human weight = 70 kg (ADWG, 2011)

Proportion of water consumed = 10% (ADWG, 2011)

Volume of water consumed = 2L (ADWG, 2011)

Drinking water guidance value =  $(4 \times 70 \times 0.1)/2 = 14 \text{ mg/L}$

#### **B. Cancer**

Bismuth oxide is not a carcinogen, therefore no drinking water guideline for cancerous endpoints is developed.

### **VI. HUMAN HEALTH HAZARD ASSESSMENT OF PHYSICO-CHEMICAL PROPERTIES**

Bismuth oxide does not exhibit the following physico-chemical properties:

- Explosivity
- Flammability
- Oxidizing potential

### **VII. ENVIRONMENTAL HAZARD ASSESSMENT**

#### **A. Summary**

#### **B. Aquatic Toxicity**

##### Acute Studies

There are no aquatic toxicity studies on bismuth oxide. Table 2 lists the results of acute aquatic toxicity studies conducted on bismuth subnitrate.

**Table 2: Acute Aquatic Toxicity Studies on Bismuth Subnitrate ( $\text{Bi}_5\text{O}(\text{OH})_9(\text{NO}_3)_4$ )**

Test Species	Endpoint	Results (mg/L)	Klimisch score	Reference
Brachydanio rerio	96-hr $\text{LC}_{50}$	>137 [WAF] >100 [WAF]*	2	ECHA
Daphnia magna	48-hr $\text{EC}_{50}$	>137 [WAF] >100 [WAF]*	2	ECHA
Pseudokirchneriella subcapitata	72-hr $\text{EC}_{50}$	>137 [WAF] >100 [WAF]*	2	ECHA

\*As bismuth. The value for bismuth oxide is 223 mg/L (the molecular weight is 266 g/mol).

### Chronic Studies

No studies are available.

### **C. Terrestrial Toxicity**

No studies are available.

### **D. Calculation of PNEC**

The PNEC calculations for bismuth oxide follow the methodology discussed in DEWHA (2009).

#### PNEC water

Experimental results on bismuth subnitrate are available for three trophic levels. Acute  $\text{E(L)C}_{50}$  values (as bismuth oxide) are available for fish (>223 mg/L WAF), invertebrates (>223 mg/L WAF), and algae (>223 mg/L WAF). On the basis that the data consists of short-term data for three trophic levels, an assessment factor of 100 has been applied to the  $\text{E(L)C}_{50}$  values of 223 for fish, invertebrates, and algae. The  $\text{PNEC}_{\text{water}}$  is 2.2 mg/L (for bismuth oxide).

#### PNEC soil

There are no toxicity data for terrestrial or soil organisms. The  $\text{PNEC}_{\text{soil}}$  cannot be derived using the equilibrium partitioning method.



## **VIII. PBT Assessment**

The methodology for the Persistent, Bioaccumulative and Toxic (PBT) substances assessment is based on the Australian and EU Reach Criteria methodology (DEWHA, 2009; ECHA, 2008).

Bismuth oxide is an inorganic mineral. Biodegradation is not applicable to bismuth oxide. For the purposes of this PBT assessment, the persistent criteria are not considered applicable to bismuth oxide.

Bismuth oxide is an inorganic substance that is a slightly soluble powder. Bioaccumulation of bismuth oxide is generally unlikely to occur, given its low bioavailability.

There are no chronic toxicity studies on bismuth oxide. The acute E(L)C<sub>50</sub> values of another inorganic bismuth substance (bismuth subnitrate) are >1 mg/L for fish, invertebrates, and algae. Thus, bismuth oxide is not expected to meet the criteria for toxicity.

The overall conclusion is that bismuth oxide is not a PBT substance.

## **IX. CLASSIFICATION AND LABELING**

### **A. Classification**

This substance does not meet the criteria for classification in accordance with Regulation No 1272/ 2008/EC. It is not a dangerous substance or mixture according to the Globally Harmonized System (GHS).

### **B. Labelling**

Not required. This substance does not meet the criteria for classification; it is not a dangerous substance according to the Globally Harmonized System.

### **C. Pictogram**

Not required.



## **X. SAFETY AND HANDLING**

### **A. FIRST AID**

#### Eye Contact

Rinse cautiously with water for several minutes. In all cases of doubt, or when symptoms persist, seek medical advice.

#### Skin Contact

Rinse skin with water/shower. In all cases of doubt, or when symptoms persist, seek medical advice.

#### Inhalation

Provide fresh air. In all cases of doubt, or when symptoms persist, seek medical advice.

#### Ingestion

Rinse mouth. Call a doctor if you feel unwell.

#### Notes to Physician

Treat symptomatically.

#### Medical Conditions Aggravated by Exposure

No data available.

#### Emergency Personnel Protection

No data available.

### **B. FIRE FIGHTING INFORMATION**

#### Extinguishing Media

Co-ordinate fire-fighting measures to the fire surroundings; water spray, foam, dry extinguishing powder, carbon dioxide (CO<sub>2</sub>). Keep product and empty container away from heat and sources of ignition.

#### Specific Exposure Hazards

No data available.

#### Special Protective Equipment for Firefighters

Fight fire with normal precautions from a reasonable distance. Wear self-contained breathing apparatus.



## **C. ACCIDENTAL RELEASE MEASURES**

### Personal Precautions

Do not breathe dust; avoid dust formation.

### Environmental Precautions

Keep away from drains, surface and ground water.

### Steps to be Taken if Material is Released or Spilled

Stop leak if possible without risk. Take up mechanically. Clean contaminated surface.

## **D. STORAGE AND HANDLING**

### General Handling

Wear personal protective equipment. Ensure adequate ventilation. Avoid contact with skin, eyes and clothing. Avoid ingestion and inhalation. Avoid dust formation.

### Other Handling Precautions

Keep away from incompatible materials.

Incompatible materials: Strong oxidizing agents

### Storage

Keep containers tightly closed in a dry, cool and well-ventilated place.

## **E. EXPOSURE CONTROLS / PERSONAL PROTECTION**

### Occupational Exposure Standards

No data available. Bismuth oxide is not listed among Safe Work Australia Hazardous Chemicals. No exposure controls for bismuth oxide are presented on the ECHA site.

### Engineering Controls

Ensure adequate ventilation. Use process enclosures, local exhaust ventilation, or other engineering controls to manage airborne levels. If user operations generate dust, fume or mist, use ventilation and/or respiratory protection

### Personal Protection Equipment

#### *Respiratory Protection:*

Effective dust mask. Use a dust respirator under conditions where exposure to the substance is apparent (e.g. generation of high concentration of dust (dust clouds), inadequate ventilation, development of respiratory tract irritation), and



engineering controls are not feasible. Be sure to use an approved/certified respirator or equivalent.

*Hand Protection:*

Appropriate gloves; inspect before use.

*Skin Protection:*

Long sleeved clothing, chemical resistant apron.

*Eye protection:*

*Safety glasses with side-shields.*

*Other Precautions:*

Regular hygiene: Avoid contact with skin, eyes and clothing. Wash hands before breaks and immediately after handling the product. When using, do not eat, drink or smoke.

## **F. TRANSPORT INFORMATION**

UN Number: Not regulated

## **XI. DISPOSAL**

Disposal should be in accordance with all local, state, and federal regulations.

## **XII. REGULATORY INFORMATION**

AICS: Listed

## **XIII. REFERENCES**

ADWG (2011). National Water Quality Management Strategy. Australian Drinking Water Guidelines, Section 6, Australian Government, National Health and Medical Research Council, Natural Resource Management Ministerial Council.

Department of the Environment, Water, Heritage and the Arts [DEWHA] (2009). Environmental risk assessment guidance manual for industrial chemicals, Department of the Environment, Water, Heritage and the Arts, Commonwealth of Australia.

ECHA. ECHA REACH database: <http://echa.europa.eu/information-on-chemicals/registered-substances>



enHealth Human Risk Assessment [HHRA] (2012). Environmental Health Risk Assessment, Guidelines for Assessing Human Health Risks from Environmental Hazards. Office of Health Protection of the Australian Government Department of Health.

European Chemicals Agency [ECHA] (2008). Guidance on Information Requirements and Chemical Safety Assessment, Chapter R11: PBT Assessment, European Chemicals Agency, Helsinki, Finland.

Klimisch, H.J., Andreae, M., and Tillmann, U. (1997). A systematic approach for evaluating the quality of experimental and toxicological and ecotoxicological data. Regul. Toxicol. Pharmacol. 25:1-5.





## BUTYL ALCOHOL (1-BUTANOL)

This dossier on butyl alcohol (1-butanol) does not represent an exhaustive or critical review of all available data. Rather, it presents the most critical studies pertinent to the risk assessment of 1-butanol in its use in drilling muds and hydraulic fracturing fluids. The information presented in this dossier was obtained from the ECHA database that provides information on chemicals that have been registered under the EU REACH (ECHA). Where possible, study quality was evaluated using the Klimisch scoring system (Klimisch *et al.*, 1997; Kl).

### I. SUBSTANCE IDENTIFICATION

Chemical Name (IUPAC): Butan-1-ol

CAS RN: 71-36-3

Molecular formula: C<sub>4</sub>H<sub>10</sub>O

Molecular weight: 74.123

Synonyms: 1-Butanol, 1-Butyl alcohol, 1-hydroxybutane, Butan-1-ol, butyl alcohol, Butyl hydroxide, Butylalcohol, CCS 203, ET5740PTB, Hemostyp, Methylopropane, n-Butanol, n-Butyl alcohol, N300PTB, Nacol 4, PP100, Propylcarbinol

SMILES: CCCCCO

### II. PHYSICO-CHEMICAL PROPERTIES

**Table 1: Overview of the Physico-chemical Properties of 1-Butanol**

Property	Value	Klimisch score	Reference
Physical state at 20°C and 101.3 kPa	Clear, colorless liquid with an alcoholic odor	2	ECHA
Melting point	<-90°C	2	ECHA
Boiling point	119°C	2	ECHA
Density	0.81 g/cm <sup>3</sup> @ 20°C	2	ECHA
Vapor pressure	< 10 hPa @20°C	2	ECHA



Property	Value	Klimisch score	Reference
Partition coefficient (log K <sub>ow</sub> )	1 @ 25°C	1	ECHA
Water solubility	66 g/L @ 20°C	1	ECHA
Flash point	35°C	2	ECHA
Auto flammability	355°C	1	ECHA
Viscosity	2.947 mPa s @ 20°C	2	ECHA

### III. ENVIRONMENTAL FATE PROPERTIES

#### A. Summary

1-Butanol is readily biodegradable and not expected to bioaccumulate. No experimental data are available for adsorption/desorption; the estimated K<sub>oc</sub> value is 3.471 L/kg.

A calculated logK<sub>oc</sub> of 0.54 is available, suggesting a high mobility of 1-butanol in soil.

#### B. Biodegradation

1-Butanol is readily biodegradable. In a BOD test, degradation was 87% after 10 days and 92% after 20 day, meeting the 10-day window (ECHA) [Kl. score = 2].

#### C. Environmental Distribution

##### Adsorption/desorption

No experimental data are available for 1-butanol. Using KOCWIN in EPISUITE™ (EPA, 2019), the estimated K<sub>oc</sub> value from log K<sub>ow</sub> is 10.01 L/kg. The estimated K<sub>oc</sub> value from the molecular connectivity index (MCI) is 3.471 L/kg.

#### D. Bioaccumulation

There are no bioaccumulation studies on 1-butanol. 1-Butanol is not expected to bioaccumulate based on a log K<sub>ow</sub> of 1.0 (ECHA).



## IV. HUMAN HEALTH HAZARD ASSESSMENT

### A. Summary

Butyl alcohol is slightly acutely toxic to experimental animals via the oral and dermal routes of exposure; a low acute toxicity was observed after inhalative exposure. The chemical is classified in Australia as respiratory system and skin irritant but is not considered a skin sensitizer. Butyl alcohol is not expected to be genotoxic; although there are no data on the carcinogenicity of butyl alcohol, based on the lack of genotoxicity, it is not expected to be. Few studies have evaluated reproductive or developmental toxicity but the available studies do not indicate reproductive or developmental effects. Any developmental toxicity is expected to be secondary to maternal toxicity.

### B. Acute Toxicity

Butyl alcohol is slightly acutely toxic to experimental animals via the oral and dermal routes of exposure; a low acute toxicity was observed after inhalative exposure.

#### Oral

The most sensitive LD50 value was provided by a study comparable to OECD TG 401 (Union Carbide Corporation 1967). Here, 60 -day-old female Harlan Wistar rats were dosed with butan-1 -ol at various dose levels per gavage. The acute LD50 value was 2.83 mL/kg bw in female rats, corresponding to 2290 mg/kg bw (calculated with a density of 0.81 g/mL). No further data were available.

A comparable LD50 level was observed in a study following the standard acute method with acceptable restrictions (Jenner et al.1967). In this study, 5 young adult Osborne-Mendel rats per sex were dosed with butan-1-ol at different, but unspecified doses. The rats were observed for 14 days and the LD50 values were calculated. After 14 d observation period, the LD50 was 2510 mg/kg bw in rats. Mortality occurred within 4 - 18 h after dosing, and depression and coma were reported as clinical signs. Weighing and performance of necropsy was not reported.

In another oral acute study, groups of 10 female rats were orally gavaged with 3160, 3980, 5000 or 6300 mg/kg and observed for 14 days after dosing. Here, 0, 3, 8 and 10 rats died at dose levels of 3160, 3980, 5000 or 6300 mg/kg, respectively. Deaths following oral doses occurred in many cases within 4 hours and in all but one instance within 24 hours. The LD50 was 4360 mg/kg/bw for female rats (Union Carbide Corporation 1951).

For other common test species oral LD50 values were reported with limited details: 2680 mg/kg bw for mice (Rumyanstev et al., 1979, Val. 4), 3500 mg/kg bw for rabbits (Munch, 1972; Munch and Schwarze, 1925, Val. 4), 1200 mg/kg bw for Golden hamsters (Dubina and Maksimov, 1976, Val. 4), and a minimum lethal dose of 1782 mg/kg bw for



dogs (Von Oettingen, 1943, Val. 4). In the ECETOC JACC (2003) document also one publication with an oral LD50 in rats below 2000 mg/kg (790 mg/kg) is reported.

#### Dermal

The most reliable data were provided by a study comparable to OECD TG 402 (Union Carbide Corporation 1951). Here, butan-1-ol was applied to the shaved skin of rabbits for 24 hours under occlusive conditions. Four doses of 1.26 to 10 ml/kg were applied to groups of four male rabbits and a LD50 value of 4.24 ml/kg bw (corresponding to ca. 3434 mg/kg bw; calculated with a density of 0.81 g/mL) was determined after an observation period of 14 days. Three rabbits of the 5 mL/kg bw group and all rabbits of the 10 ml/kg bw group died; all deaths occurred on the day of application. Body weight gain during the observation period was highly variable in the sublethal dose groups and negative in the survivor of the 5 mL/kg bw group. No information regarding clinical signs or local effects was available. In the ECETOC JACC (2003) document further dermal LD50 values in rabbits of 7600, 5300 and 4200 mg/kg are reported.

#### Inhalation

In a study similar to OECD TG 403, 10 Sprague-Dawley rats per sex per dose were whole-body exposed to vapour atmospheres of butan-1-ol for 4 h and observed for 14 d. The LC0 is >17.76 mg/L; no mortality or clinical signs were observed at 17.76 mg/L; only slightly reduced body weight gain was observed. Therefore, the LD50 level is considered to be > 20 mg/L (BASF 1979).

In another study, which was similar to the inhalation hazard test of OECD TG 403, 12 Sprague-Dawley rats of both sexes were exposed to a vapour saturated butan-1-ol atmosphere for 7 h. None of the animals died (BASF 1980).

Additionally, in a further study comparable to OECD TG 403 no mortalities were observed after exposure to a substantially saturated vapour for 8 hours in male rats and after exposure to 8000 ppm (ca. 24 mg/L) for 4 h in female rats, respectively. Poor coordination or prostration was observed in both trials (Union Carbide Corporation 1951).

### **C. Irritation**

#### Respiratory Irritation

The chemical is classified in Australia as hazardous with the risk phrase 'Irritating to respiratory system' (Xi; R37) in HSIS (Safe Work Australia). The available data from observations in animals and humans support this classification.

Based on an inhalation study in mice, it was reported that 1268 ppm (3909 mg/ m<sup>3</sup>) of the chemical was predicted to be intolerable in humans, 127 ppm (390.9 mg/ m<sup>3</sup>) would be uncomfortable in humans and 13 ppm (40 mg/ m<sup>3</sup>) was expected to have no effect on humans (OECD 2001).



#### Skin Irritation

The chemical is classified in Australia as hazardous with the risk phrase 'Irritating to skin' (Xi; R38) in HSIS (Safe Work Australia). The available data from observations in animals and humans support this classification.

Moderate irritation was reported in a 24 hour patch test (non-guideline study) where 405 or 500 mg of the chemical was applied to the skin of the rabbits. It was reported that these effects may be due to the chemical's defatting (chemical dissolving of dermal lipids from the skin) and drying characteristics (OECD 2001).

Another non-guideline study reported the chemical was a skin irritant in several Vienna white rabbits exposed to 0.5 mL of the chemical for five minutes, one hour or two hours under occlusive conditions. The animals were observed for eight days. The authors concluded that exposure for two hours under occlusive conditions resulted in higher Draize scores and observed superficial necrosis (death of tissue). However, there was no full thickness destruction of the skin (REACH).

#### Eye Irritation

The chemical is classified in Australia as hazardous with the risk phrase 'Risk of serious damage to the eyes' (Xi; R41) in HSIS (Safe Work Australia). The available data from observations in animals and humans support this classification.

The chemical was reported to be a severe eye irritant when tested according to OECD Test Guideline (TG) 405 using 0.1 mL of the chemical applied to three New Zealand white rabbits. Severe ocular lesions were present at the end of the seven-day observation period, indicating severe eye damage and irreversible effects on the eye (REACH).

The chemical was reported to be a severe eye irritant in rabbits in non-guideline studies where 1.62 or 20 mg of the chemical was applied into rabbit eyes over a 24 or 72 hour period (OECD 2001). An additional non-guideline study reported severe corneal irritation when 0.005 mL of the chemical was applied into rabbit eyes.

#### **D. Sensitization**

Based on available repeat dose dermal studies, the chemical is not expected to be a skin sensitiser. OECD (2001) reported that human studies and experience show that the chemical is not likely to be a skin sensitiser.

#### **E. Repeated Dose Toxicity**

##### Oral

A no observed adverse effect level (NOAEL) of 125 mg/kg bw/day and a lowest observed adverse effect level (LOAEL) of 500 mg/kg bw/day in male and female CD rats was



reported based on results from a repeat dose oral study (Kl = 1) using the chemical (OECD 2001). Groups of male and female rats (30/sex/group) were administered the chemical via gavage at 0, 30, 125 or 500 mg/kg/day for 13 weeks. It was reported that ataxia (impaired muscle coordination) and hypoactivity were observed at the highest dose during the final six weeks of the study. No treatment related effects were reported in the 30 and 125 mg/kg/ bw/day dose groups (OECD 2001).

#### Inhalation

In a non-guideline study, the chemical was applied to the skin of rabbits under occlusive conditions over a period of 21 days. Local effects were reported such as drying of the skin, cracking, wrinkling and exfoliation of the epidermis. However, no systemic toxicity was reported (REACH). In another non-guideline repeat dose dermal study on rabbits, 42 to 55 mL/kg of the chemical applied to the skin of rabbits over four consecutive days resulted in 100 % mortality. However, the same study reported that 30 applications of 20 mL/kg of the chemical over six weeks did not produce any deaths (OECD 2001).

#### Dermal

No data are available.

### **F. Genotoxicity**

The chemical is not expected to be genotoxic.

The chemical tested negative in a number of tests for genotoxicity. These included several in vitro tests (OECD Guideline 473: mammalian chromosome aberration test on Chinese hamster lung fibroblasts V79; OECD Guideline 471: bacterial reverse mutation assay on *S. typhimurium* TA 98, TA 100, TA 98, TA 1535 and TA 1537; OECD Guideline 476: mammalian cell gene mutation test on Chinese hamster lung fibroblasts V79) and in vivo tests (OECD Guideline 474: mouse micronucleus) (OECD 2001, REACH).

#### *In Vitro* Studies

**Table 2: *In vitro* Genotoxicity Studies on**

Test System	Results*		Klimisch Score	Reference
	-S9	+S9		
Bacterial reverse mutation ( <i>S. typhimurium</i> strain TA 98, TA 100, TA 98, TA 1535 and TA 1537)	-	-	2	Jung et al., 1992
Mammalian cell gene mutation (Chinese hamster lung fibroblasts (V79))	-	-	1	REACH

\*+, positive; -, negative



### *In Vivo* Studies

Fewer studies are available for in vivo testing but are also negative for genotoxicity. According to the results of a reliable mouse study conducted according to OECD Guideline 474 (Mammalian Erythrocyte Micronucleus Test) (KI =1), the single oral administration of butan-1-ol did not lead to any increase in the number of polychromatic erythrocytes containing either small or large micronuclei. The rate of micronuclei was always in the same range as that of the negative control in all dose groups and at all sacrifice intervals. No inhibition of erythropoiesis determined from the ratio of polychromatic to normochromatic erythrocytes was detected.

### **G. Carcinogenicity**

OECD (2001) reported that based on the number of negative mutagenicity and clastogenicity findings, the chemical is not expected to be a carcinogen. A weight of evidence study reported that the chemical is not expected to have carcinogenic potential as it does not contain structural components to support carcinogenicity (REACH, HSDB).

### **H. Reproductive and Developmental Toxicity**

The chemical is not expected to be toxic to reproduction (OECD 2001). In a non-guideline study, male and female Sprague Dawley (SD) rats were exposed to the chemical via inhalation at 0, 3000 or 6000 ppm for seven hours/day. Female rats were exposed to the chemical throughout gestation, while males were exposed to the chemical for six weeks prior to mating. No harmful effects on fertility or pregnancy rate were reported at any of the dose levels. In another non-guideline study, no testicular toxicity (effect on testes weight or histopathology) was reported in SD male rats that were administered the chemical via oral intubation at 533 mg/kg bw/day over six days (OECD 2001).

Any developmental effects were only reported to be observed secondary to maternal toxicity, so the chemical is not expected to be a developmental toxin. OECD (2001) reported that the chemical showed mild foetotoxicity and developmental variations in offspring only at or near the maternally toxic and, in some cases, lethal dose of 8000 ppm. Offspring of female SD rats exposed via inhalation to 0, 3500, 6000 or 8000 ppm of the chemical on gestations days 1 to 19, reported a reduction of foetal weights at 6000 and 8000 ppm and a slight increase in skeletal malformations at 8000 ppm but not at the lower dosage levels. At a maternally toxic dose of 8000 ppm, decreased weight gain, food consumption and dam deaths were reported. The NOAEL for offspring and dams was 3500 ppm as there was a slight decrease in foetal weight at the 6000 ppm dose level.

In another 20 day study in male and female SD rats exposed to 0, 3000 or 6000 ppm of the chemical via inhalation, a small number of behavioural and neurochemical variations in offspring at 6000 ppm were reported. No maternal toxicity was reported throughout



gestation for females or for six weeks prior to mating for males as a result of maternal or paternal exposure. However, the effects observed in offspring were not regarded as biologically significant by the authors due to inconsistencies between dose-response patterns.

## **V. DERIVATION OF TOXICOLOGICAL REFERENCE AND DRINKING WATER GUIDANCE VALUES**

The toxicological reference values developed for butyl alcohol follow the methodology discussed in enHealth (2012). The approach used to develop drinking water guidance values is described in the Australian Drinking Water Guidelines (ADWG, 2011).

### **A. Non-Cancer**

#### Oral

The lowest NOAEL from these studies is 125 mg/kg-day based on CNS effects in rats from a 90-day oral gavage study (KI = 1; REACH). The NOAEL of 125 mg/kg-day will be used for determining the oral Reference dose (RfD) and the drinking water guidance value.

#### *Oral Reference Dose (oral RfD)*

$$\text{Oral RfD} = \text{NOAEL} / (\text{UF}_A \times \text{UF}_H \times \text{UF}_L \times \text{UF}_{\text{Sub}} \times \text{UF}_D)$$

Where:

$\text{UF}_A$  (interspecies variability) = 10

$\text{UF}_H$  (intraspecies variability) = 10

$\text{UF}_L$  (LOAEL to NOAEL) = 1

$\text{UF}_{\text{Sub}}$  (subchronic to chronic) = 3

$\text{UF}_D$  (database uncertainty) = 1

$$\text{Oral RfD} = 125 / (10 \times 10 \times 1 \times 3 \times 1) = 125 / 300 = 0.4 \text{ mg/kg-day}$$

#### *Drinking water guidance value*

Drinking water guidance value = (animal dose) x (human weight) x (proportion of intake from water) / (volume of water consumed) x (safety factor)

Using the oral RfD,

Drinking water guidance value = (oral RfD) x (human weight) x (proportion of water consumed) / (volume of water consumed)





where:

Human weight = 70 kg (ADWG, 2011)

Proportion of water consumed = 10% (ADWG, 2011)

Volume of water consumed = 2L (ADWG, 2011)

Drinking water guidance value =  $(0.4 \times 70 \times 0.1)/2 = 1.4 \text{ mg/L}$

## B. Cancer

## VI. HUMAN HEALTH HAZARD ASSESSMENT OF PHYSICO-CHEMICAL PROPERTIES

1-Butanol is a flammable liquid.

1-Butanol does not exhibit the following physico-chemical properties:

- Explosivity
- Oxidizing potential

## VII. ENVIRONMENTAL HAZARD ASSESSMENT

### A. Summary

### B. Aquatic Toxicity

#### Acute Studies

Table 3 lists the results of acute aquatic toxicity studies conducted on 1-butanol.

**Table 3: Acute Aquatic Toxicity Studies on 1-Butanol.**

Test Species	Endpoint	Results (mg/L)	Klimisch score	Reference
<i>Pimephelas promelas</i>	96-hr LC <sub>50</sub>	1,376	1	ECHA
<i>Daphnia magna</i>	48-hr EC <sub>50</sub>	1,328	1	ECHA
<i>Pseudokirchneriella subcapitata</i>	72-hr EC <sub>50</sub>	225	1	ECHA

#### Chronic Studies

The 21-d NOEC from a *Daphnia* reproduction test is 4.1 mg/L (ECHA) [Kl. score = 2].

96-hr EC<sub>10</sub> to *Pseudokirchneriella subcapitata* is 134 mg/L (ECHA) [Kl. score = 1].



### C. Terrestrial Toxicity

No studies are available.

### D. Calculation of PNEC

The PNEC calculations for 1-butanol follow the methodology discussed in DEWHA (2009).

#### PNEC water

Experimental results are available for three trophic levels. Acute E(L)C<sub>50</sub> values are available for fish (1,376 mg/L), invertebrates (1,328 mg/L), and algae (225 mg/L). Results from chronic studies are available for invertebrates (4.1 mg/L) and algae (124 mg/L). On the basis that the data consists of short-term studies for three trophic levels and long-term studies for two trophic levels, an assessment factor of 50 has been applied to the lowest reported EC<sub>10</sub> value of 4.1 mg/L for fish. The PNEC<sub>water</sub> is 0.08 mg/L.

#### PNEC soil

There are no toxicity data for terrestrial or soil organisms. Therefore, the PNEC<sub>soil</sub> was calculated using the equilibrium partitioning method. The PNEC<sub>soil</sub> is 0.004 mg/kg soil dry weight.

The calculations are as follows:

$$\begin{aligned} \text{PNEC}_{\text{soil}} &= (\text{Kp}_{\text{soil}}/\text{BD}_{\text{soil}}) \times 1000 \times \text{PNEC}_{\text{water}} \\ &= (0.07/1500) \times 1000 \times 0.08 \\ &= 0.004 \end{aligned}$$

Where:

Kp<sub>soil</sub> = soil-water partition coefficient (m<sup>3</sup>/m<sup>3</sup>)

BD<sub>soil</sub> = bulk density of soil (kg/m<sup>3</sup>) = 1,500 [default]

$$\begin{aligned} \text{Kp}_{\text{soil}} &= \text{K}_{\text{oc}} \times \text{f}_{\text{oc}} \\ &= 3.471 \times 0.02 \\ &= 0.07 \end{aligned}$$

Where:

K<sub>oc</sub> = organic carbon normalised distribution coefficient (L/kg). The K<sub>oc</sub> for 1-butanol based on the molecular connectivity index (MCI) is 3.471 L/kg (EPA, 2019).

F<sub>oc</sub> = fraction of organic carbon in soil = 0.02 [default].



## VIII. PBT Assessment

The methodology for the Persistent, Bioaccumulative and Toxic (PBT) substances assessment is based on the Australian and EU Reach Criteria methodology (DEWHA, 2009; ECHA, 2008).

1-Butanol is readily biodegradable; thus, it does not meet the screening criteria for persistence.

Based on a measured log  $K_{ow}$  of 1.0, 1-butanol does not meet the screening criteria for bioaccumulation.

The lowest chronic  $EC_{10}$  or NOEC value for 1-butanol is  $>0.1$  mg/L. The acute  $E(L)C_{50}$  values are  $>1$  mg/L. Thus, 1-butanol does not meet the criteria for toxicity.

The overall conclusion is that 1-butanol is not a PBT substance.

## IX. CLASSIFICATION AND LABELING

### A. Classification

Flammable liquid Category 3

Acute toxicity Category 4

Specific target organ toxicity Category 3

Skin irritation Category 2

Eye damage Category 1

### B. Labelling

Danger



### C. Pictogram



## **X. SAFETY AND HANDLING**

### **A. FIRST AID**

#### Eye Contact

Rinse continuously with water for several minutes. Remove contact lenses if present and easy to do so. Continue rinsing. Call physician or poison center.

#### Skin Contact

Remove/Take off immediately all contaminated clothing. Rinse skin with water/shower.

#### Inhalation

Remove victim to fresh air and keep at rest in a position comfortable for breathing.

#### Ingestion

Call physician or poison center.

#### Notes to Physician

May cause drowsiness or dizziness

Irritating to eyes, respiratory system and skin. Central nervous system effects. Hearing impairment Treat symptomatically.

#### Medical Conditions Aggravated by Exposure

No data available

#### Emergency Personnel Protection

First-Aid Providers: Avoid exposure to blood or body fluids. Wear gloves and other necessary protective clothing. Dispose of contaminated clothing and equipment as bio-hazardous waste.

### **B. FIRE FIGHTING INFORMATION**

#### Extinguishing Media

Use foam, dry chemical, CO<sub>2</sub> or water spray for extinction. Alcohol-resistant Foam; butanol is an alcohol. Do not use a solid (straight) water stream as it may scatter and spread fire.



#### Specific Exposure Hazards

Combustion products include carbon monoxide and carbon dioxide. Flammable. May be ignited by heat, sparks or flames. Material can burn with invisible flame. Vapor may travel considerable distance to source of ignition and flash back.

Vapors may form explosive mixtures with air. Most vapors are heavier than air. They will spread along the ground and collect in low or confined areas (sewers, basements, tanks). Container explosion may occur under fire conditions or when heated. Fire may produce irritating, corrosive and/or toxic gases.

#### Special Protective Equipment for Firefighters

Wear SCBA and fully encapsulating, gas-tight suit when handling these substances. Structural firefighter's uniform is NOT effective for these materials.

### **C. ACCIDENTAL RELEASE MEASURES**

#### Personal Precautions

Ensure adequate ventilation. Keep people away from and upwind of spill/leak. Avoid contact with skin, eyes and clothing. Use personal protective equipment. Remove all sources of ignition. Pay attention to flashback. Take precautionary measures against static discharges. All equipment used when handling the product must be grounded. Use spark-proof tools and explosion-proof equipment. In case of large spill, water spray or vapor-suppressing foam may be used to reduce vapors, but may not prevent ignition in closed spaces.

#### Environmental Precautions

Prevent further leakage or spillage if safe to do so. Prevent product from entering drains. Prevent entry into waterways, sewers, basements or confined areas. In case of large spill, dike if needed. Dike far ahead of liquid spill for later disposal.

#### Steps to be Taken if Material is Released or Spilled

Stop leak if you can do it without risk. Absorb spill with inert material (e.g. vermiculite, dry sand or earth).

Use appropriate tools to put the spilled material in a suitable chemical waste disposal container. Use clean non-sparking tools to collect absorbed material. Clean contaminated surface thoroughly.

### **D. STORAGE AND HANDLING**

#### General Handling

Wear personal protective equipment. Use only in well-ventilated areas. Avoid contact with skin, eyes and clothing.

Keep away from heat and sources of ignition. Do not breathe vapors or spray mist. Do not ingest. When using do not smoke. Handle in accordance with good industrial hygiene and safety practice.



#### Other Handling Precautions

Remove all sources of ignition. To avoid ignition of vapors by static electricity discharge, all metal parts of the equipment must be grounded. Keep away from incompatible materials.

#### Storage

Keep container tightly closed in a dry and well-ventilated place. Store at room temperature in the original container. Keep away from heat and sources of ignition. Store in a segregated and approved area. Store away from incompatible materials. Incompatible Materials: Oxidizing agents, Acids, Alkali Metals, Halogens, Aluminum, Caustics, isocyanates

### **E. EXPOSURE CONTROLS / PERSONAL PROTECTION**

#### Occupational Exposure Standards

The workplace exposure standard for butanol in Australia is 152 mg/m<sup>3</sup> as an 8-hr TWA. No STEL is listed.

#### Engineering Controls

Ensure adequate ventilation. Provide exhaust ventilation or other engineering controls to keep the airborne concentrations of vapors and mist below their respective threshold limit value.

#### Personal Protection Equipment

##### *Respiratory Protection:*

Where ventilation is not adequate, respiratory protection may be required. Avoid breathing vapours or mists. Select and use respirators appropriately. When mists or vapours exceed the exposure standards then the use of the following is recommended: Approved respirator with organic vapour and dust/mist filters. Filter capacity and respirator type depends on exposure levels.

*Hand Protection:* Use appropriate, impervious gloves. Inspect gloves before use.

##### *Skin Protection:*

Chemical resistant apron, long sleeved clothing

##### *Eye protection:*

Use face shield, chemical goggles or safety glasses with side shield protection as appropriate.

##### *Other Precautions:*

No additional notes available.



## **F. TRANSPORT INFORMATION**

UN Number 1120

Hazard class 3

## **XI. DISPOSAL**

Disposal should be in accordance with all local, state, and federal regulations.

## **XII. REGULATORY INFORMATION**

AICS: Listed

## **XIII. REFERENCES**

ADWG (2011). National Water Quality Management Strategy. Australian Drinking Water Guidelines, Section 6, Australian Government, National Health and Medical Research Council, Natural Resource Management Ministerial Council.

Department of the Environment, Water, Heritage and the Arts [DEWHA] (2009). Environmental risk assessment guidance manual for industrial chemicals, Department of the Environment, Water, Heritage and the Arts, Commonwealth of Australia.

ECHA. ECHA REACH database: <http://echa.europa.eu/information-on-chemicals/registered-substances>

enHealth Human Risk Assessment [HHRA] (2012). Environmental Health Risk Assessment, Guidelines for Assessing Human Health Risks from Environmental Hazards. Office of Health Protection of the Australian Government Department of Health.

European Chemicals Agency [ECHA] (2008). Guidance on Information Requirements and Chemical Safety Assessment, Chapter R11: PBT Assessment, European Chemicals Agency, Helsinki, Finland.

Klimisch, H.J., Andreae, M., and Tillmann, U. (1997). A systematic approach for evaluating the quality of experimental and toxicological and ecotoxicological data. Regul. Toxicol. Pharmacol. 25:1-5.

U.S. Environmental Protection Agency [EPA] (2019). EPISuite™ v. 4.11, United States Environmental Protection Agency, Office of Pollution Prevention and Toxics and Syracuse Research Corporation. Available at: <https://www.epa.gov/tsca-screening-tools/epi-suite-estimation-program-interface>.



## HYDROCARBONS, C12-C15, N-ALKANES, ISOALKANES, CYCLICS, <2% AROMATICS

This dossier on hydrocarbons, C12-C15, n-alkanes, isoalkanes, cyclics, <2% aromatics (C12-C15 aliphatic hydrocarbons (<2% aromatics)) does not represent an exhaustive or critical review of all available data. Rather, it presents the most critical studies pertinent to the risk assessment of C12-C15 aliphatic hydrocarbons (<2% aromatics) in its use in drilling muds and hydraulic fracturing fluids. The information presented in this dossier was obtained primarily from the ECHA database that provides information on chemicals that have been registered under the EU REACH (ECHA). Where possible, study quality was evaluated using the Klimisch scoring system (Klimisch *et al.*, 1997).

### I. SUBSTANCE IDENTIFICATION

Chemical Name: Hydrocarbons, C12-C15, n-alkanes, isoalkanes, cyclics, <2% aromatics

CAS RN: 64742-47-8 [CAS No. 869062-45-3; EC No. 920-107-4]

Historically, hydrocarbons, C12-C15, n-alkanes, isoalkanes, cyclics, <2% aromatics was included within the CAS RN 64742-47-8 for distillates, (petroleum), hydrotreated, light. This CAS RN is broadly defined as “A complex combination of hydrocarbons obtained by treating a petroleum fraction with hydrogen in the presence of a catalyst. It consists of hydrocarbons having carbon number predominantly in the range of C9 to C16 and boiling in the range of approximately 150°C to 290°C (302° to 554°F).” This CAS RN can include hydrocarbon streams and solvents that can vary widely in their compositions, processing, and classifications. The EU Hydrocarbon Solvents Producers Association (HSPA), for the purposes of REACH registrations, established more precise definitions for hydrocarbon solvents and established a new substance identification and naming convention.<sup>1</sup> Hydrocarbons, C12-C15, n-alkanes, isoalkanes, cyclics, < 2% aromatics would have the CAS RN 869062-45-3 and EC. No. 920-107-4 and would be within the HSPA category for C9-C14 Aliphatics (<2% aromatics).

Molecular formula: Not available (UVCB substance)

Molecular weight: Not available (UVCB substance)

Synonyms: Hydrocarbons, C12-C15, n-alkanes, isoalkanes, cyclics, <2% aromatics; distillates, petroleum, hydrotreated, light; C12-C15 aliphatic hydrocarbons (<2% aromatics)

SMILES: Not available (UVCB substance)

---

<sup>1</sup> [https://www.reachcentrum.eu/Consortia%20Documents/P-I163/Other/20110401160024-HSPA\\_CAS\\_April\\_2011.pdf](https://www.reachcentrum.eu/Consortia%20Documents/P-I163/Other/20110401160024-HSPA_CAS_April_2011.pdf).





## II. PHYSICO-CHEMICAL PROPERTIES

**Table 1: Overview of the Physico-chemical Properties of C12-C15 Aliphatic Hydrocarbons (<2% Aromatics)**

Property	Value	Klimisch score	Reference
Physical state at 20°C and 101.3 kPa	Colorless to faint yellow with a slight odor.	2	ECHA
Melting point	-30°C	2	ECHA
Boiling point	233 to 266°C	2	ECHA
Density	0.79 to 0.85 g/cm <sup>3</sup> @ 15°C	2	ECHA
Vapor pressure	0.003 kPa @ 20°C (calculated)	2	ECHA
Partition coefficient (log K <sub>ow</sub> )	Not determined (UVCB substance)	-	-
Water solubility	Not determined (UVCB substance)	-	-
Flash point	102°C	2	ECHA
Auto flammability	>200°C	2	ECHA
Viscosity	3.56 mm <sup>2</sup> /s @ 20°C	2	ECHA

## III. ENVIRONMENTAL FATE PROPERTIES

### A. Summary

There are no biodegradation data on C11-C15 aliphatic hydrocarbons (<2% aromatics). However, a hydrocarbons, C11-14, n-alkanes, isoalkanes, cyclics (<2% aromatics) hydrocarbon fluid was shown to be readily biodegradable. The C12-C15 aliphatic hydrocarbons (<2% aromatics) are expected to highly absorb to sediment and soil. The C12-C15 aliphatic hydrocarbons (<2% aromatics) is expected to have constituents with the potential to bioaccumulate.

### B. Biodegradation

No biodegradation data are available on C12-C15 aliphatic hydrocarbons (<2% aromatics).



In an OECD 301F test, degradation of hydrocarbons, C11-14, n-alkanes, isoalkanes, cyclics (<2% aromatics) hydrocarbon fluid was 69% after 28 days (ECHA) [Kl. score = 1]. The results indicate that this substance is readily biodegradable even though it did not meet the 10-day window because the criterion does not apply to multi-component substance when assessing their ready biodegradability (ECHA) [Kl. score = 1].

#### **D. Environmental Distribution**

C12-C15 aliphatic hydrocarbons (<2% aromatics) and C9-C14 aliphatic hydrocarbons ( $\leq$ 2% aromatics) are UVCB substances. The standard tests to determine the  $K_{oc}$  are for single substances and not for UVCB substances. Therefore, a  $K_{oc}$  value for C12-C15 aliphatic hydrocarbons (<2% aromatics) was not determined.

The calculate  $K_{oc}$  values for linear aliphatic hydrocarbons dodecane (C12) and tetradecane (C14) are 110,000 and 759,000 L/kg, respectively, using SPARC v4.2 program in the Concawe Library of Petrorisk (ECHA). These values suggest that C12-C15 aliphatic hydrocarbons (<2% aromatics) will highly absorb to sediment and soil.

#### **E. Bioaccumulation**

C12-C15 aliphatic hydrocarbons (<2% aromatics) and C9-C14 aliphatic hydrocarbons ( $\leq$ 2% aromatics) are UVCB substances. The calculated BCF values for linear aliphatic hydrocarbons undecane (C11), dodecane (C12), and tetradecane (C14) are 337.8, 790.9, and 962.9 L/kg, respectively using the BCFWIN V2.16 model within EPI Suite 3.12. The predicted BCFs for hydrocarbons are considered to be generally overly conservative because biotransformation is not quantitatively taken into account. For these linear aliphatic hydrocarbons, the values indicate that they are not expected to bioaccumulate. However, both C12-C15 aliphatic hydrocarbons (<2% aromatics) and C9-C14 aliphatic hydrocarbons ( $\leq$ 2% aromatics) contain branched and cyclic aliphatic hydrocarbons that are expected to have a greater potential to bioaccumulate.

### **IV. HUMAN HEALTH HAZARD ASSESSMENT**

#### **A. Summary**

The acute toxicity of C9-C14 aliphatic hydrocarbons ( $\leq$ 2% aromatics) is low by the oral, dermal, and inhalation route. It is, however, an aspiration hazard. C9-C14 aliphatic hydrocarbons ( $\leq$ 2% aromatics) are neither skin nor eye irritants or a dermal sensitizer. Repeated inhalation exposure of rats to a C9-C14 aliphatic ( $\leq$ 2% aromatic) hydrocarbon fluid showed no target organ effects; oral exposures to very high doses of these hydrocarbons showed irritation to the gastrointestinal tract and effects in the liver that likely represent an adaptive response to the metabolism of the hydrocarbons and not a toxic response. C9-C14 aliphatic hydrocarbons ( $\leq$ 2% aromatics) are not genotoxic; nor do they exhibit evidence of reproductive or developmental toxicity in rats.



## **B. Acute Toxicity**

The oral LD<sub>50</sub> in rats for C9-C14 aliphatic, ≤2% aromatic hydrocarbon fluids is >5,000 mg/kg (ECHA) [Kl. score = 2].

The 4-hour inhalation LC<sub>50</sub> in rats for C9-C14 aliphatic, ≤2% aromatic hydrocarbon fluids is > 4,951 mg/m<sup>4</sup> (ECHA) [Kl. scores =1 and 2].

The dermal LD<sub>50</sub> in rats for C9-C14 aliphatic, ≤2% aromatic hydrocarbon fluids is >5,000 mg/kg (ECHA) [Kl. score = 2].

## **C. Irritation**

C9-C14 aliphatic, ≤2% aromatic hydrocarbon fluids are neither skin nor eye irritants (ECHA) [Kl. scores = 1 and 2].

## **D. Sensitization**

C9-C14 aliphatics, <2% aromatic hydrocarbon fluids were not skin sensitizers when tested in guinea pig maximization tests (ECHA) [Kl. score = 2].

A C9-C14 aliphatic, <2% aromatic hydrocarbon fluid showed no indication of skin sensitization in a human repeated insult patch test (ECHA).

## **E. Repeated Dose Toxicity**

### Oral

Male and female rats were dosed by oral gavage with 0, 500, 2,500 or 5,000 mg/kg with a C9-C14 aliphatic, <2% aromatic hydrocarbon fluid 7 days/week for 13 weeks. Additional groups of animals were dosed with 0 or 5,000 mg/kg for 13 weeks, followed by a 4-week recovery period. There were dose-related changes in the hematology and serum chemistry parameters which were consistent with changes seen in the liver. Hepatocellular hypertrophy (liver cell enlargement) were seen in both males and females in all dose groups and were reversible. The liver effects were not considered to be an indication of toxicity but an adaptive response due to the metabolism of the hydrocarbons. There were also mucosal thickening and other signs of irritation to the stomach and anus, which appeared to be the direct result of high-dose intubation of a locally irritating material. All treatment-related effects were reversible within the 4-week recovery period. The NOAEL for systemic effects in this study is considered to be 5,000 mg/kg-day (ECHA) [Kl. score = 1].

### Inhalation

Male and female rats were exposed by inhalation to 0, 2,600, 5,200, or 10,400 mg/m<sup>3</sup> of a C9-C14 aliphatic (<2% aromatic) hydrocarbon fluid, 6 hours/day, five days/week for 13 weeks. There was no mortality or effects in either the hematology or the serum chemistry parameters.



The male rats at all dose levels had increased liver and kidney weights; male heart weights were also increased at 10,400 mg/m<sup>3</sup>; and kidney weights were increased in the 10,400 mg/m<sup>3</sup> group. Kidney effects indicative of alpha-2u-globulin nephropathy was observed at all dose levels. There were no other effects that were considered to be treatment-related. The alpha-2u-nephropathy in the male rats was not considered to be relevant to humans; for the organ weight changes other than the male kidneys, there were no corresponding histopathologic changes. The NOAEL for this study is 10,400 mg/m<sup>3</sup>, the highest exposure concentration tested (ECHA) [KI. score = 1].

#### Dermal

No studies are available.

### **F. Genotoxicity**

#### *In Vitro* Studies

The key *in vitro* genotoxicity studies on C9-C14 aliphatic hydrocarbons ( $\leq 2\%$  aromatics) are presented in Table 2.

**Table 2: *In vitro* Genotoxicity Studies on C9-C14 Aliphatic Hydrocarbons ( $\leq 2\%$  Aromatics)**

Test System	Results*		Klimisch Score	Reference
	-S9	+S9		
Bacterial reverse mutation ( <i>S. typhimurium</i> and <i>E. coli</i> strains)	-	-	1	ECHA
Mammalian cell gene mutation (Chinese hamster V 79 cells)	-	-	2	ECHA
Chromosomal aberration (human lymphocytes)	-	-	1	ECHA

\*+, positive; -, negative

#### *In Vivo* Studies

In two separate studies involving two different C9-C14 aliphatic (<2% aromatic) hydrocarbon fluids, male and female CD-1 mice were given a single oral gavage dose at concentrations of 0, 1,250, 2,500, or 5,000 mg/kg. The frequency of micronucleated polychromatic erythrocytes was not significantly increased in the treated mice compared to that in the controls (ECHA) [KI. score = 1].

In two separate dominant lethal studies involving two different C9-C14 aliphatic (<2% aromatic) hydrocarbon fluids, male rats were exposed for 6 hours/day for five consecutive days to



exposure concentrations of 0, 300, or 900 ppm. There was no evidence of a mutagenic response in the treated rats (ECHA) [Kl. score = 2].

## **G. Carcinogenicity**

No carcinogenicity studies are available on the C9-C14 aliphatic (<2% aromatic) hydrocarbon fluids.

## **H. Reproductive Toxicity**

A C9-C14 aliphatic (<2% aromatic) hydrocarbon fluid was tested in a combined repeated dose toxicity study with a reproductive/developmental toxicity screening test (OECD 422). Male and female SD rats were given oral gavage doses of 0, 25, 150, or 1,000 mg/kg-day. There was no indication of reproductive toxicity at any dose level. The NOAEL for reproductive toxicity is 1,000 mg/kg-day, the highest dose tested (ECHA) [Kl. score = 1].

A C9-C14 aliphatic (<2% aromatic) hydrocarbon fluid was tested in a reproductive/developmental toxicity screening test (OECD 421). Male and female SD rats given oral gavage doses of 0, 100, 300, or 1,000 mg/kg-day. There was no indication of reproductive toxicity or any effects on the endocrine system at any dose level. The NOAEL for reproductive toxicity is 1,000 mg/kg-day, the highest dose tested (ECHA) [Kl. score = 1].

## **I. Developmental Toxicity**

A C9-C14 aliphatic (<2% aromatic) hydrocarbon fluid was tested in a rat pre-natal developmental toxicity study. Pregnant female rats were exposed by inhalation to 0, 300 or 900 ppm for 6 hours/day during gestation days 6 to 15. There was no evidence of maternal or developmental toxicity at either exposure level. The NOAEL for this study is 900 ppm (ECHA) [Kl. score = 1].

Another C9-C14 aliphatic (<2% aromatic) hydrocarbon fluid was tested in a rat pre-natal developmental toxicity study. Pregnant female rats were exposed by inhalation to 0, 300 or 900 ppm for 6 hours/day during gestation days 6 to 15. There was no evidence of maternal or developmental toxicity at either exposure level. The NOAEL for this study is 900 ppm (ECHA) [Kl. score = 1].

## **V. DERIVATION OF TOXICOLOGICAL REFERENCE AND DRINKING WATER GUIDANCE VALUES**

The toxicological reference values developed for C12-C15 aliphatic hydrocarbons (<2% aromatics) follow the methodology discussed in enHealth (2012). The approach used to develop drinking water guidance values is described in the Australian Drinking Water Guidelines (ADWG, 2011).



## A. Non-Cancer

### Oral

A 13-week oral gavage study was conducted on a C9-C14 aliphatic (<2% aromatic) hydrocarbon fluid in rats. There were no adverse effects at 5,000 mg/kg-day, the highest dose tested. The NOAEL of 5,000 mg/kg-day will be used to derive the oral reference dose and the drinking water guidance value for C12-C15 aliphatic hydrocarbons (<2% aromatics).

#### *Oral Reference Dose (oral RfD)*

$$\text{Oral RfD} = \text{NOAEL} / (\text{UF}_A \times \text{UF}_H \times \text{UF}_L \times \text{UF}_{\text{Sub}} \times \text{UF}_D)$$

Where:

$\text{UF}_A$  (interspecies variability) = 10

$\text{UF}_H$  (intraspecies variability) = 10

$\text{UF}_L$  (LOAEL to NOAEL) = 1

$\text{UF}_{\text{Sub}}$  (subchronic to chronic) = 3

$\text{UF}_D$  (database uncertainty) = 1

$$\text{Oral RfD} = 5,000 / (10 \times 10 \times 1 \times 3 \times 1) = 5,000 / 300 = \underline{17 \text{ mg/kg-day}}$$

#### *Drinking water guidance value*

Drinking water guidance value = (animal dose) x (human weight) x (proportion of intake from water) / (volume of water consumed) x (safety factor)

Using the oral RfD,

Drinking water guidance value = (oral RfD) x (human weight) x (proportion of water consumed) / (volume of water consumed)

where:

Human weight = 70 kg (ADWG, 2011)

Proportion of water consumed = 10% (ADWG, 2011)

Volume of water consumed = 2L (ADWG, 2011)

$$\text{Drinking water guidance value} = (17 \times 70 \times 0.1) / 2 = \underline{60 \text{ mg/L}}$$

## B. Cancer

No carcinogenicity studies are available on C9-C14 aliphatic (<2% aromatic) hydrocarbon fluids. Thus, a cancer reference value was not derived for C12-C15 aliphatic hydrocarbons (<2% aromatics).



## VI. HUMAN HEALTH HAZARD ASSESSMENT OF PHYSICO-CHEMICAL PROPERTIES

C12-C15 aliphatic hydrocarbons (<2% aromatics) do not exhibit the following physico-chemical properties:

- Explosivity
- Flammability
- Oxidizing potential

## VII. ENVIRONMENTAL HAZARD ASSESSMENT

### A. Summary

C12-C15 aliphatic hydrocarbons (<2% aromatics) has a low acute toxicity concern to aquatic life.

### B. Aquatic Toxicity

#### Acute Studies

There are no aquatic toxicity data on C12-C15 aliphatic hydrocarbons (<2% aromatics). Table 3 lists the results of acute aquatic toxicity studies conducted on a C11-C14 aliphatic hydrocarbon fluid (<2% aromatics).

**Table 3: Acute Aquatic Toxicity Studies on C11-C14 Aliphatic Hydrocarbon Fluid (<2% Aromatics)\***

Test Substance	Test Species	Endpoint	Results (mg/L) [WAF]	Kl. score
C11-C14, n-alkanes, isoalkanes, cyclics (<2% aromatics)	<i>Oncorhynchus mykiss</i>	96-h LL <sub>50</sub>	>1,000	1
C11-C14, n-alkanes, isoalkanes, cyclics (<2% aromatics)	<i>Daphnia magna</i>	48-h LL <sub>50</sub>	>1,000	1
C11-C14, n-alkanes, isoalkanes, cyclics (<2% aromatics)	<i>Pseudokirchnerella subcapitata</i>	72-h LL <sub>50</sub> 72-hr NOELR	>1,000	1

\*All studies used the water accommodated fractions (WAFs) of the test substance.



### Chronic Studies

The value for NOELRs were estimated by QSAR model – Petrotox. This model combines a partitioning model used to calculate the aqueous concentration of hydrocarbon components with the Target Lipid Model used to calculate acute and chronic toxicity of non-polar narcotic chemicals. Petrotox computes toxicity based on the summation of the aqueous-phase concentrations of hydrocarbon block(s) that represent a hydrocarbon substance and membrane-water partition coefficients that describe the partitioning of the hydrocarbons between the water and organisms.

The 28-day NOELR (No-Observed-Effect-Loading-Rate) for hydrocarbons, C12-15, aliphatic hydrocarbons (<2% aromatics) in freshwater fish is estimated to be >1,000 mg/L based on growth (ECHA) [Kl. score = 2].

The 28-day NOELR (No-Observed-Effect-Loading-Rate) for hydrocarbons, C12-15, aliphatic hydrocarbons (<2% aromatics) in freshwater invertebrates is estimated to be >1,000 mg/L based on reproduction (ECHA) [Kl. score = 2].

### **C. Terrestrial Toxicity**

No studies are available.

### **D. Calculation of PNEC**

The PNEC calculations for C12-C15 aliphatic hydrocarbons (<2% aromatics) follow the methodology:

#### PNEC water

Using the QSAR model PETRORISK v7.04, the estimated  $PNEC_{\text{water}}$  value for C11-15-iso- is 0.001 mg/L (CONCAWE) [Kl. score = 2].

#### PNEC sediment

Using the QSAR model PETRORISK, v7.04 the estimated  $PNEC_{\text{sediment}}$  value for C11-15-iso- range from 42 to 260 mg/kg soil wet weight (CONCAWE), depending on the composition of the hydrocarbon classes (n- or iso-paraffins and type of cyclic paraffins) (CONCAWE) [Kl. score = 2].

#### PNEC soil

Using the QSAR model PETRORISK v7.04, the estimated  $PNEC_{\text{sediment}}$  value for C11-15-iso- is 17 to 100 mg/kg soil wet weight (CONCAWE), depending on the composition of the hydrocarbon classes (n- or iso-paraffins and type of cyclic paraffins) (CONCAWE) [Kl. score = 2].

### **VIII. PBT Assessment**

The methodology for the Persistent, Bioaccumulative and Toxic (PBT) substances assessment is based on the Australian and EU Reach Criteria methodology (DEWHA, 2009; ECHA, 2008).





Hydrocarbons, C11-14, n-alkanes, isoalkanes, cyclics (<2% aromatics) hydrocarbon fluid was readily biodegradable. Thus, C12-C15 aliphatic hydrocarbons (<2% aromatics) is not expected to meet the screening criteria for persistence.

C12-C15 aliphatic hydrocarbons (<2% aromatics) is an UVCB substance that contains constituents that have the potential to bioaccumulate. Thus, C12-C15 aliphatic hydrocarbons (<2% aromatics) meets the screening criteria for bioaccumulation.

Hydrocarbons, C11-14, n-alkanes, isoalkanes, cyclics (<2% aromatics) hydrocarbon fluid did not exhibit acute toxicity to fish, invertebrates, or algae at WAF up to 1,000 mg/L. Thus, C12-C15 aliphatic hydrocarbons (<2% aromatics) is not expected to meet the screening criteria for toxicity.

The overall conclusion is that C12-C15 aliphatic hydrocarbons (<2% aromatics) is not a PBT substance.

## **IX. CLASSIFICATION AND LABELING**

### **A. Classification**

Aspiration Toxicity Category 1

### **B. Labelling**

Danger

### **C. Pictogram**



## **X. SAFETY AND HANDLING**

### **A. FIRST AID**

#### Eye Contact

Immediately flush open eyes with plenty of water for at least 15 minutes. Remove contacts, if present and easy to do. If irritation occurs, get medical attention.

#### Skin Contact

Wash the contaminated area of with soap and water. Remove and isolate contaminated clothing. Launder contaminated clothing before reuse.



#### Inhalation

Move person to fresh air. If respiratory irritation, dizziness, nausea, or unconsciousness occurs, seek immediate medical assistance. Give artificial respiration if victim is not breathing.

#### Ingestion

Do not induce vomiting. Get medical attention immediately.

#### Notes to Physician

If ingested, material may be aspirated into the lungs and may cause chemical pneumonitis. Treat appropriately.

### **B. FIRE FIGHTING INFORMATION**

#### Extinguishing Media

Use water spray or fog, foam, dry chemical or carbon dioxide. Do not use straight streams of water.

#### Specific Exposure Hazards

May emit toxic fumes under fire conditions. Depending on conditions, decomposition products may include the following: carbon monoxide, carbon oxides.

#### Special Protective Equipment for Firefighters

Wear self-contained breathing apparatus and chemical-protective clothing.

### **C. ACCIDENTAL RELEASE MEASURES**

#### Personal Precautions

Isolate area. Keep unnecessary and unprotected personnel from entering the area. Use personal protective clothing. Ensure adequate ventilation. Wear respiratory protection if ventilation is inadequate. Do not breathe mist, vapors, or spray. Avoid contact with skin, eye, and clothing.

#### Environmental Precautions

Prevent from entering sewers, waterways, or low areas.

#### Steps to be Taken if Material is Released or Spilled

Pick up with non-combustible absorbent material and transfer to a container for chemical waste. For large amounts: dike spillage and pump off product into container for chemical waste. Dispose of contaminated material as prescribed.



## **D. STORAGE AND HANDLING**

### General Handling

Avoid breathing vapor or aerosol. Keep away from open flames, hot surfaces and sources of ignition. Provide sufficient ventilation in work area.

### Storage

Keep container tightly closed and in a dry, well-ventilated place.

## **E. EXPOSURE CONTROLS / PERSONAL PROTECTION**

### Occupational Exposure Standards

Workplace Australia has not established an occupational exposure standard for C12-C15 aliphatic hydrocarbons (<2% aromatics).

### Engineering Controls

Use adequate ventilation to control air-borne concentrations.

### Personal Protection Equipment

#### *Respiratory Protection:*

If workers are exposed to concentrations at a level that is not adequate to protect work health, they must use appropriate, certified respirators. The following type of respirator should be considered for this material: particulate, dust or mists. For high airborne concentrations, use an approved supplied-air respirator, operated in positive pressure mode.

#### *Hand Protection:*

Use gloves chemically resistant to this material. Consult the SDS for appropriate glove barrier materials.

#### *Skin Protection:*

Use protective clothing chemically resistant to this material. Selection of specific items such as face shield, boots, apron, or full body suit will depend on the task.

#### *Eye protection:*

Use chemical goggles.

#### *Other Precautions:*

Wash hands, forearms, and face thoroughly after handling chemical products, before eating, smoking, and using the lavatory and at the end of the working period. Appropriate techniques should be used to remove potentially contaminated clothing. Wash contaminated clothing before reusing. Ensure that eyewash stations and safety showers are close to the workstation location.



## **F. TRANSPORT INFORMATION**

C12-C15 aliphatic hydrocarbons (<2% aromatics) is not considered hazardous for purposes of transportation by road or rail. An Australian Dangerous Goods code is not required.

## **XI. DISPOSAL**

Disposal should be in accordance with all local, state, and federal regulations.

## **XII. REGULATORY INFORMATION**

Australian AICS Inventory: Listed.

## **XIII. REFERENCES**

ADWG (2011). National Water Quality Management Strategy. Australian Drinking Water Guidelines, Section 6, Australian Government, National Health and Medical Research Council, Natural Resource Management Ministerial Council.

CONCAWE. PetroRisk: <https://www.concawe.eu/reach/petrorisk/>.

Department of the Environment, Water, Heritage and the Arts [DEWHA] (2009). Environmental risk assessment guidance manual for industrial chemicals, Department of the Environment, Water, Heritage and the Arts, Commonwealth of Australia.

ECHA. ECHA REACH database: <http://echa.europa.eu/information-on-chemicals/registered-substances>

enHealth Human Risk Assessment [HHRA] (2012). Environmental Health Risk Assessment, Guidelines for Assessing Human Health Risks from Environmental Hazards. Office of Health Protection of the Australian Government Department of Health.

European Chemicals Agency [ECHA] (2008). Guidance on Information Requirements and Chemical Safety Assessment, Chapter R11: PBT Assessment, European Chemicals Agency, Helsinki, Finland.

Klimisch, H.J., Andreae, M., and Tillmann, U. (1997). A systematic approach for evaluating the quality of experimental and toxicological and ecotoxicological data. Regul. Toxicol. Pharmacol. 25:1-5.



## CAFFEINE

This dossier on caffeine does not represent an exhaustive or critical review of all available data. Rather, it presents the most critical studies pertinent to the risk assessment of caffeine in its use in hydraulic fracturing fluids. The information presented in this dossier was obtained from the ECHA database that provides information on chemicals that have been registered under the EU REACH (ECHA). Where possible, study quality was evaluated using the Klimisch scoring system (Klimisch *et al.*, 1997).

### I. SUBSTANCE IDENTIFICATION

Chemical Name (IUPAC): 1,3,7-trimethyl-2,3,6,7-tetrahydro-1H-purine-2,6-dione

CAS RN: 58-08-2

Molecular formula:  $C_8H_{10}N_4O_2$

Molecular weight: 194.19

Synonyms: Caffeine; 1,3,7-trimethyl-2,3,6,7-tetrahydro-1H-purine-2,6-dione; 1,3,7-trimethylxanthine

### II. PHYSICO-CHEMICAL PROPERTIES

**Table 2: Overview of the Physico-chemical Properties of Caffeine**

Property	Value	Klimisch score	Reference
Physical state at 20°C and 101.3 kPa	Crystalline powder	2	ECHA
Melting point	237 to 239°C	2	ECHA
Boiling point	No applicable	-	ECHA
Density	1.3 g/cm <sup>3</sup> @ 18°C	2	ECHA
Vapor pressure	0 Pa @ 25°C (calculated)	2	ECHA
Partition coefficient (log K <sub>ow</sub> )	-0.091 @ 23°C	2	ECHA
Water solubility	18.7 g/L @ 16°C	2	ECHA



### III. ENVIRONMENTAL FATE PROPERTIES

#### A. Summary

#### B. Biodegradation

In an OECD 301A test, degradation was 80% after 7 days and >90 to 100% after 22 days (ECHA) [KI. score = 1].

#### C. Environmental Distribution

##### Adsorption/desorption

No experimental data are available for caffeine. Using KOCWIN in EPISUITE™ (EPA, 2019), the estimated  $K_{oc}$  value from  $\log K_{ow}$  is 9.552 L/kg. The estimated  $K_{oc}$  value from the molecular connectivity index (MCI) is 10 L/kg.

#### D. Bioaccumulation

There are no bioaccumulation studies on caffeine. Caffeine is not expected to bioaccumulate based on a  $\log K_{ow}$  of -0.091 (ECHA).

### IV. HUMAN HEALTH HAZARD ASSESSMENT

#### A. Summary

#### B. Pharmacokinetics

Caffeine is rapidly and completely adsorbed in humans, with approximately 99% absorbed within 45 minutes of consumption (Carillo and Benitez, 2000). Plasma caffeine levels may be influenced by the diet or route of exposure, but peak plasma levels occur approximately 15 to 120 minutes after consumption (Mandel, 2002; Beach *et al.*, 1984; Bonati *et al.*, 1984; Collomp *et al.*, 1991). Caffeine is water soluble and is rapidly distributed throughout the body, detected in all bodily fluids, including saliva, breast milk, urine and semen (Beach *et al.*, 1984). Caffeine elimination follows first-order kinetics (Newton *et al.*, 1981), with the plasma half-life of caffeine at approximately 3 to 6 hours in healthy adults and does not accumulate in body fat or other tissues (Kaplan *et al.*, 1997; Nawrot *et al.*, 2003). Caffeine is rapidly metabolized and excreted (1-3 mg/kg/minute) in the urine (Kaplan *et al.*, 1997), and varies between species, with a slightly different metabolic route noted in rats (Nawrot *et al.*, 2003).



## C. Acute Toxicity

### *Animal Studies*

The oral LD<sub>50</sub> value of caffeine in rats is 367.7 mg/kg (ECHA) [Kl. score = 2].

The oral LD<sub>50</sub> value of caffeine in rats is between 200 and 400 mg/kg (ECHA) [Kl. score = 2]. The oral LD<sub>50</sub> value of caffeine in mice is 185 mg/kg (ECHA) [Kl. score = 1].

The inhalation 4-hour LC<sub>50</sub> in rats of an aerosol of caffeine is 4.94 mg/L. The 50% mass median aerodynamic diameter (MMAD) was 3.6 µm; the respirable fraction that might reach the alveolar region was determined to be 83% (ECHA) [Kl. score = 2].

The dermal LD<sub>50</sub> in rats is >2,000 mg/kg (ECHA) [Kl. score = 2].

### *Human Studies*

Studies in human have focused on caffeine, the pharmacologically active component in coffee. The fatal acute oral dose is estimated at 10 and 14 g (approximately 160 to 230 mg/kg for a 60 kg person) (Hodgman, 1998). The serum caffeine concentration is the most reliable indicator of potential caffeine toxicity, with a serum caffeine concentration >100 µg/ml considered lethal in humans (Mrvos *et al.*, 1989). Human caffeine consumption at up to 10 g has caused convulsions and vomiting, with recovery in six hours (Dreisbach, 1974). An acute dose of one gram caffeine can cause adverse effects, progressing from restlessness, nervousness, and irritability to delirium, emesis, neuromuscular tremors and convulsions (IOM, 2004). However, caffeine consumption through the day at up to 900 mg has been reported without adverse effects (Nawrot *et al.*, 2003).

## D. Irritation

Application of 0.5 g of a 50% solution of caffeine to the skin of rabbits for 4 hours under semi-occlusive conditions was not irritating. The means of the 24, 48, and 72 hours scores were 0.00 for both erythema and edema (ECHA) [Kl. score = 2].

Instillation of 0.1 mL caffeine into the eyes of rabbits was not irritating. The means of the 24, 48, and 72 hour scores were: 0.89 for corneal opacity; 0.00 for iridial lesions; 1.56 for conjunctival redness; and 0.55 for chemosis (ECHA) [Kl. score = 2].

## E. Sensitization

Caffeine was not considered to be a skin sensitizer in a mouse local lymph node assay (ECHA) [Kl. score = 2].



## **F. Repeated Dose Toxicity**

### Oral

In an NTP study, male and female F344 rats were given in their drinking water 0, 188, 375, 750, 1,500, or 3,000 ppm caffeine for 90 days. The average daily intakes were: 0, 19.7, 42, 85.4, 151, or 272 mg/kg-day for males; and 0, 23, 51, 104, 174, or 287 mg/kg-day for females). Body weight gain was reduced in all treated groups but was only significant in the 3,000 ppm animals (26% and 20% for males and females, respectively). Water consumption was decreased in the 3,000 ppm animals; it was increased in the 375 and 750 ppm groups. The only treatment-related effects observed was cellular enlargement in the salivary gland, which was dose-dependent. This effect in the salivary gland was considered an adaptive response as a result of the pharmacological effect of caffeine (sympathomimetic) and not an adverse effect. The NOAEL for this study is 1,500 ppm, which corresponds to 151 and 174 mg/kg-day for males and females, respectively (ECHA) [KI. score = 2].

In an NTP study, male and female B6C3F<sub>1</sub> mice given in their drinking water 0, 94, 188, 375, 750, or 1,500 ppm caffeine for 90 days. The average daily intakes were: 0, 21.4, 43.6, 85.4, 130.5, and 167.4 mg/kg-day for males; and 0, 24.6, 46.6, 87.9, 134.4, and 179.4 mg/kg-day for females. Body weights were significantly lower (>10%) in the 188, 375, and 750 ppm males. Final mean body weights were significantly lower in the 750 ppm males and ≤375 ppm males and females. Feed consumption was unaffected, but water consumption was decreased by ≥10% in the 750 and 1,500 ppm groups but increased by ≥10% in the ≤375 ppm groups. There were no treatment-related clinical signs. Clinical chemistry changes were (with no dose-response): decreased serum amylase (1,500 ppm, both sexes); serum aspartate aminotransferase (375 ppm, females), and alanine aminotransferase (1,500 ppm, females). There were some alterations of the salivary gland in the 1,500 ppm group, but it was at the upper limits of the range seen in control mice. There were no treatment-related histopathologic changes. The NOAEL for this study is 1,500 ppm, which corresponds to 272 and 287 mg/kg-day for males and females, respectively (ECHA) [KI. score = 2].

Male and female SD rats were given in their drinking water 0, 200, 430, 930, or 2,000 ppm caffeine for 104 weeks. The mean daily intakes were estimated to be: 0, 12, 26, 49, and 102 mg/kg-day for males; and 0, 15, 37, 80, and 170 mg/kg-day for females. Mortality, clinical signs, hematology and clinical parameters, gross and microscopic pathology were similar between treated and control animals. Body weights at study termination were lower than the controls in the 2,000 ppm (25%) and 930 ppm (approximately 11%) groups. Feed consumption was not significantly affected by treatment. The LOAEL for this study is 200 ppm in drinking water, which corresponds to 12 and 15 mg/kg-day for males and females, respectively (ECHA) [KI. score = 2].

### Inhalation

No studies are available.

### Dermal

No studies are available.





## G. Genotoxicity

### *In Vitro* Studies

The results of in vitro genotoxicity studies on caffeine are presented below in Table 2.

**Table 2: *In vitro* Genotoxicity Studies on Caffeine**

Test System	Results*		Klimisch Score	Reference
	-S9	+S9		
Bacterial reverse mutation ( <i>S. typhimurium</i> strains)	-	-	2	ECHA
Bacterial reverse mutation ( <i>S. typhimurium</i> strains)	-	-	2	ECHA
Mammalian cell gene mutation (mouse lymphoma L5178Y cells)	-	NC	1	ECHA
Chromosomal aberration (human lymphocytes)	-	-	2	ECHA
Chromosomal aberration (Chinese hamster lung cells, CHL)	+	NC	2	ECHA

\*+, positive; -, negative; NC, not conducted.

### *In Vivo* Studies

Male C3H mice were given a single intraperitoneal dose of 0 or 200 mg/kg caffeine. The frequency of chromosomal aberrations in testicular tissue was not increased in the treated animals compared to controls (ECHA) [Kl. score = 2].

Male C3H mice were given daily intraperitoneal injections of 0 or 250 mg/kg caffeine for 21 consecutive days. The frequency of chromosomal aberrations in testicular tissue was not increased in the treated animals compared to controls (ECHA) [Kl. score = 2].

In a dominant lethal test, male CD-1 mice were dosed by oral gavage with 0 or 90 mg/kg caffeine for 5 consecutive days or given in their drinking water 0 or approximately 112 mg/kg caffeine for 8 weeks. There was no indication of a mutagenic effect (ECHA) [Kl. score = 2].



## **H. Carcinogenicity**

Male and female SD rats were given in their drinking water 0, 200, 430, 930, or 2,000 ppm caffeine for 104 weeks. The mean daily intakes were estimated to be: 0, 12, 26, 49, and 102 mg/kg-day for males; and 0, 15, 37, 80, and 170 mg/kg-day for females. Survival was similar between treated and control animals. Body weights at study termination were lower than the controls in the 2,000 ppm (25%) and 930 ppm (approximately 11%) groups. Feed consumption was not significantly affected by treatment. The incidence of tumors was similar between treated and control animals (ECHA) [KI. score = 2].

## **I. Reproductive/Developmental Toxicity**

Studies in human have focused on caffeine, the pharmacologically active component in coffee. Studies that evaluated the potential teratogenicity of caffeine have been discussed in a review (Christian and Brent, 2001). In animal studies, caffeine administration to pregnant animals has been found to induce teratogenicity and toxic effects on the development of the fetuses only at doses that also caused toxic effects in the dams (Christian and Brent, 2001). Christian and Brent (2001) concluded that studies reporting positive teratogenic effects were administering large doses of caffeine that were far greater than human consumption and were providing the caffeine via gavage, which results in much higher peak serum caffeine levels and therefore overstates toxicity potential. Neither rodents nor humans could attain such peak exposures by consuming solutions of caffeine over several hours, the usual mode of human caffeine consumption.

There have been questions raised on whether high intake of coffee or caffeine may increase the risk of miscarriage. Caffeine crosses the placenta and increases maternal catecholamine levels (Goldstein and Warren, 1962). The American College of Obstetricians and Gynecologists (2010) have concluded the following: "Moderate caffeine consumption (less than 200 mg per day) does not appear to be a major contributing factor in miscarriage or preterm birth. The relationship of caffeine to growth restriction remains undetermined. A final conclusion cannot be made at this time as to whether there is a correlation between high caffeine intake and miscarriage."

The American College of Obstetricians and Gynecologists (2010) have concluded that moderate caffeine consumption (<200 mg/day) does not appear to be a major contributing factor in miscarriage or preterm birth.

A recent systematic review of the potential adverse effects of caffeine consumptions in humans concluded that consumption up to 400 mg caffeine/day in healthy adults is not associated with reproductive and developmental effects. Also, consumption up to 300 mg caffeine/day in healthy pregnant women is generally not associated with adverse reproductive and developmental effects (Wikoff et al., 2017).

## **J. Human Studies**

Caffeine is a stimulant and has been studied for its physiological and behavioral effects. Caffeine increases heart rate and blood pressure, increases diuresis, increases locomotion and alertness, and decreases sleepiness. Clinical studies indicate that doses <450 mg do not increase



the risk or severity of cardiac arrhythmia, while acute doses of 150 mg caffeine may decrease heart rate (James, 1991; Green *et al.*, 1996; Myer, 1998). Studies evaluating effects of caffeine on cardiovascular health or serum cholesterol levels have not provided a consistent adverse effect with caffeine consumption (Nawrot *et al.*, 2003).

Nawrot *et al.* (2003) concluded in their review of the effects of caffeine on human health that “for the healthy adult population, moderate daily caffeine intake at a dose level up to 400 mg/day (equivalent to 6 mg/kg body weight/day in a 65-kg person) is not associated with adverse effects such as general toxicity, cardiovascular effects, effects on bone status and calcium balance (with consumption of adequate calcium), changes in adult behavior, increased incidence of cancer and effects on male fertility.” It was indicated that habitual daily use of caffeine at greater than 500-600 mg/day (8.3 - 10 mg/kg) (4-7 cups of coffee or 7-9 cups of tea) could be considered a health risk. For women, caffeine intake greater than 400 mg/day (6.7 mg/kg) “may increase the risk of detrusor instability (unstable bladder) development in women” (Nawrot *et al.*, 2003).

A recent systematic review of the potential adverse effects of caffeine consumptions in humans also concluded that consumption up to 400 mg caffeine/day in healthy adults is not associated with overt, adverse cardiovascular effects, behavioral effects, acute effects or bone status (Wikoff *et al.*, 2017).

## **V. DERIVATION OF TOXICOLOGICAL REFERENCE AND DRINKING WATER GUIDANCE VALUES**

The toxicological reference values developed for coffee extract follow the methodology discussed in enHealth (2012). The approach used to develop drinking water guidance values is described in the Australian Drinking Water Guidelines (ADWG, 2011).

### **A. Non-Cancer**

#### Oral

A 90-day drinking water study on brewed and instant coffee reported no adverse effects up to 80 mg/kg-day (Nolen, 1982). A NTP 90-day oral gavage toxicity study in rats showed no adverse effects up to 174 mg/kg-day (NTP).

In two separate reviews (Nawrot *et al.*, 2003; Wikoff *et al.*, 2017) with the most recent one conducted using a systematic review approach (Wikoff *et al.*, 2003), caffeine consumption in healthy adults up to 400 mg/day is not associated with any adverse health effects. Based on the acceptable daily intake of caffeine in coffee extract, the acceptable daily intake of caffeine of 400 mg/day will be used to derive the oral reference dose and drinking water guidance value for coffee extract.

#### *Oral Reference Dose (oral RfD)*

For a 70 kg person, the oral reference dose is  $400/70 = 6$  mg/kg-day.



#### *Drinking water guidance value*

Drinking water guidance value = (animal dose) x (human weight) x (proportion of intake from water) / (volume of water consumed) x (safety factor)

Using the oral RfD,

Drinking water guidance value = (oral RfD) x (human weight) x (proportion of water consumed) / (volume of water consumed)

where:

Human weight = 70 kg (ADWG, 2011)

Proportion of water consumed = 10% (ADWG, 2011)

Volume of water consumed = 2L (ADWG, 2011)

Drinking water guidance value =  $(5.7 \times 70 \times 0.1)/2 = \underline{20 \text{ mg/L}}$

#### **B. Cancer**

Caffeine was not carcinogenic to rats in a 2-year drinking water carcinogenicity study. Thus, a cancer reference value was not derived.

### **VI. HUMAN HEALTH HAZARD ASSESSMENT OF PHYSICO-CHEMICAL PROPERTIES**

Caffeine does not exhibit the following physico-chemical properties:

- Explosivity
- Flammability
- Oxidizing potential

### **VII. ENVIRONMENTAL HAZARD ASSESSMENT**

#### **A. Summary**

#### **B. Aquatic Toxicity**

##### Acute Studies

Table 3 lists the results of acute aquatic toxicity studies conducted on caffeine.

**Table 3: Acute Aquatic Toxicity Studies on Caffeine**

Test Species	Endpoint	Results (mg/L)	Klimisch score	Reference
Golden orfe	96-hr LC <sub>50</sub>	87	2	ECHA
<i>Daphnia magna</i>	48-hr EC <sub>50</sub>	182	2	ECHA
<i>Pseudokirchneriella subcapitata</i>	72-hr EC <sub>50</sub>	>100	1	ECHA

#### Chronic Studies

No studies are available.

#### **C. Terrestrial Toxicity**

No studies are available.

#### **D. Calculation of PNEC**

The PNEC calculations for caffeine follow the methodology discussed in DEWHA (2009).

##### PNEC water

Experimental results are available for three trophic levels. Acute E(L)C<sub>50</sub> values are available for fish (87 mg/L), invertebrates (182 mg/L), and algae (>100 mg/L). On the basis that the data consist of short-term results from three trophic levels, an assessment factor of 100 has been applied to the acute E(L)C<sub>50</sub> value of 87 mg/L from fish. The PNEC<sub>water</sub> is 0.9 mg/L.

##### PNEC soil

There are no toxicity data for terrestrial or soil organisms. Therefore, the PNEC<sub>soil</sub> was calculated using the equilibrium partitioning method. The PNEC<sub>soil</sub> is 0.12 mg/kg soil dry weight.

The calculations are as follows:

$$\begin{aligned}
 \text{PNEC}_{\text{soil}} &= (\text{Kp}_{\text{soil}}/\text{BD}_{\text{soil}}) \times 1000 \times \text{PNEC}_{\text{water}} \\
 &= (0.2/1500) \times 1000 \times 0.9 \\
 &= 0.12
 \end{aligned}$$

Where:

Kp<sub>soil</sub> = soil-water partition coefficient (m<sup>3</sup>/m<sup>3</sup>)

BD<sub>soil</sub> = bulk density of soil (kg/m<sup>3</sup>) = 1,500 [default]



$$\begin{aligned}Kp_{\text{soil}} &= K_{\text{oc}} \times f_{\text{oc}} \\&= 10 \times 0.02 \\&= 0.2\end{aligned}$$

Where:

$K_{\text{oc}}$  = organic carbon normalised distribution coefficient (L/kg). The  $K_{\text{oc}}$  for caffeine based on the molecular connectivity index (MCI) is 10 L/kg (EPA, 2018).

$F_{\text{oc}}$  = fraction of organic carbon in soil = 0.02 [default].

## VIII. PBT Assessment

The methodology for the Persistent, Bioaccumulative and Toxic (PBT) substances assessment is based on the Australian and EU Reach Criteria methodology (DEWHA, 2009; ECHA, 2008).

Caffeine is readily biodegradable; thus, it does not meet the screening criteria for persistence.

Based on a measured  $\log K_{\text{ow}}$  of -0.091, caffeine does not meet the screening criteria for bioaccumulation.

No chronic aquatic toxicity studies are available on caffeine. The acute  $E(L)C_{50}$  values for caffeine are  $>1$  mg/L. Thus, caffeine does not meet the screening criteria for toxicity.

The overall conclusion is that caffeine is not a PBT substance.

## IX. CLASSIFICATION AND LABELING

### A. Classification

Acute Toxicity Category 4 [Oral]

### B. Labelling

Warning

### C. Pictogram



## X. SAFETY AND HANDLING



## **A. FIRST AID**

Eye Contact

Skin Contact

Inhalation

Ingestion

Notes to Physician

Medical Conditions Aggravated by Exposure

Emergency Personnel Protection

## **B. FIRE FIGHTING INFORMATION**

Extinguishing Media

Specific Exposure Hazards

Special Protective Equipment for Firefighters

## **C. ACCIDENTAL RELEASE MEASURES**

Personal Precautions

Environmental Precautions

Steps to be Taken if Material is Released or Spilled

## **D. STORAGE AND HANDLING**

General Handling

Other Handling Precautions

Storage



## **E. EXPOSURE CONTROLS / PERSONAL PROTECTION**

### Occupational Exposure Standards

Workplace Australia has not established an occupational exposure limit for caffeine.

### Engineering Controls

### Personal Protection Equipment

*Respiratory Protection:*

*Hand Protection:*

*Skin Protection:*

*Eye protection:*

*Other Precautions:*

## **F. TRANSPORT INFORMATION**

Caffeine is not considered hazardous for purposes of transportation by road or rail. An Australian Dangerous Goods code is not required.

## **XI. DISPOSAL**

## **XII. REGULATORY INFORMATION**

Australian AICS Inventory: Listed.

## **XIII. REFERENCES**

ADWG (2011). National Water Quality Management Strategy. Australian Drinking Water Guidelines, Section 6, Australian Government, National Health and Medical Research Council, Natural Resource Management Ministerial Council.

American College of Obstetricians and Gynecologists (2010). Moderate caffeine consumption during pregnancy. Committee Opinion No. 462. Obstet. Gynecol. 116: 467-468.

Beach, C. A., Bianchine, J. R. and Gerber, N. (1984). The excretion of caffeine in the semen of men: pharmacokinetics and comparison of the concentrations in blood and semen. J. Clin. Pharmacol. 24: 120-126.





- Bonati, M., Latini, R., Tognoni, G., Young, J. F. and Garattini, S. (1984). Interspecies comparison of *in vivo* caffeine pharmacokinetics in man, monkey, rabbit, rat, and mouse. *Drug Metabolism Reviews* 15: 1355-1383.
- Carrillo, J. A. and Benitez, J. (2000) Clinically significant pharmacokinetic interactions between dietary caffeine and medications. *Clinical Pharmacokinetics* 39: 127-153.
- Christian, M.S., and Brent, R.L. (2001). Teratogen update: evaluation of the reproductive and developmental risks of caffeine. *Teratology* 64: 1-78
- Collomp, K., Anselme, F., Audran, M., Gay, J. P., Chanal, J. L. and Prefaut, C. (1991). Effects of moderate exercise on the pharmacokinetics of caffeine. *Eur. J. Clin. Pharmacol.* 40: 279-282.
- Department of the Environment, Water, Heritage and the Arts [DEWHA] (2009). Environmental risk assessment guidance manual for industrial chemicals, Department of the Environment, Water, Heritage and the Arts, Commonwealth of Australia.
- Dreisbach, R. H. (1974). *Handbook of Poisoning: Diagnosis and Treatment*. Lange Medical Publications, Los Altos, CA. (cited in IOM, 2004).
- ECHA. ECHA REACH database: <http://echa.europa.eu/information-on-chemicals/registered-substances>
- enHealth Human Risk Assessment [HHRA] (2012). Environmental Health Risk Assessment, Guidelines for Assessing Human Health Risks from Environmental Hazards. Office of Health Protection of the Australian Government Department of Health.
- European Chemicals Agency [ECHA] (2008). Guidance on Information Requirements and Chemical Safety Assessment, Chapter R11: PBT Assessment, European Chemicals Agency, Helsinki, Finland.
- FDA [Food and Drug Administration] (2012) Caffeine Intake by the U.S. Population, U.S. Food and Drug Administration. Available at: <http://www.fda.gov/downloads/AboutFDA/CentersOffices/OfficeofFoods/CFSAN/CFSA/NFOIAElectronicReadingRoom/UCM333191.pdf>.
- Green, P. J., Kirby, R. and Suls, J. (1996) The effects of caffeine on blood pressure and heart rate: a review. *Annals of Behavioral Medicine* 18:201-216. (cited in Nawrot *et al.*, 2003).
- Goldstein, A., and Warren, R. (1962). Passage of caffeine into human gonadal and fetal tissue. *Biochem. Pharmacol.* 11: 166-168.
- Hodgman, M. J. (1998) Caffeine. In; *Encyclopedia of Toxicology*. (P. Wexler, Ed.). Academic Press, San Diego, CA. p. 209-210.



- IOM [Institute of Medicine] (2004). Caffeine for the Sustainment of Mental Task Performance. Formulations for Military Operations. Institute of Medicine (IOM), pp. 1-149, National Academy Press, Washington, D.C.
- James, J. E. (1991) Cardiovascular system. In; Caffeine and Health. (J. E. James, Ed.). Academic Press, London. p. 96-138. (cited in Nawrot *et al.*, 2003).
- Kaplan, G. B., Greenblatt, D. J., Ehrenberg, B. L., Goddard, J. E., Cotreau, M. M., Harmatz, J. S. and Shader, R. I. (1997). Dose-dependent pharmacokinetics and psychomotor effects of caffeine in humans. J. Clin. Pharmacol. 37: 693-703. (cited in Mandel, 2002).
- Klimisch, H.J., Andreae, M., and Tillmann, U. (1997). A systematic approach for evaluating the quality of experimental and toxicological and ecotoxicological data. Regul. Toxicol. Pharmacol. 25:1-5.
- Mandel, H. G. (2002.) Update on caffeine consumption, disposition and action. Food Chem. Toxicol. 40:123 1-12.
- Mrvos, R.M., Reilly, P. E., Dean, B. S. and Krenzelok, E.P. (1989). Massive caffeine ingestion resulting in death. Vet. Human Toxicol. 3: 1571-572.
- Myers, M. G. (1998). Cardiovascular effects of caffeine. James, J. E. International Life Sciences Institute (ILSI), (cited in Nawrot *et al.*, 2003).
- Nawrot, P., Jordan, S., Eastwood, J., Rotstein, J., Hugenholtz, A., and Feeley, M. (2003). Effects of caffeine on human health. Food Additives and Contaminants 20: 1-30.
- Nolen, G.A. (1981) The effect of brewed and instant coffee on reproduction and teratogenesis in the rat. Toxicol. Appl. Pharmacol. 58: 171-183.
- OECD (2002a). SIDS Initial Assessment Report for Caffeine (CAS No. 58-08-2), UNEP Publications. Available at: [https://hpvchemicals.oecd.org/UI/SIDS\\_Details.aspx?id=92C5043D-11BD-4258-8EA6-132C77B784CB](https://hpvchemicals.oecd.org/UI/SIDS_Details.aspx?id=92C5043D-11BD-4258-8EA6-132C77B784CB).
- OECD (2002b). IUCLID Data Set for Caffeine (CAS No. 58-08-2), UNEP Publications. Available at: [https://hpvchemicals.oecd.org/UI/SIDS\\_Details.aspx?id=92C5043D-11BD-4258-8EA6-132C77B784CB](https://hpvchemicals.oecd.org/UI/SIDS_Details.aspx?id=92C5043D-11BD-4258-8EA6-132C77B784CB).
- U.S. Environmental Protection Agency [EPA] (2019). EPISuite™ v. 4.11, United States Environmental Protection Agency, Office of Pollution Prevention and Toxics and Syracuse Research Corporation. Available at: <https://www.epa.gov/tsca-screening-tools/epi-suite-estimation-program-interface>.



Wikoff, D., Welsh, B.T., Henderson, R., Brorby, G.P., Britt, J., Myers, E., Goldberger, J., Lieberman, H.R., O'Brien, C., Peck, J., Tenenbein, M., Weaver, C., Harvey, S., and Urban, J. (2017). Systematic review of the potential adverse effects of caffeine consumption in healthy adults, pregnant women, adolescents, and children. *Fd. Chem. Toxicol.* 109: 585-648.



## CHLOROUS ACID, SODIUM SALT

This dossier on chlorous acid, sodium salt does not represent an exhaustive or critical review of all available data. Rather, it presents the most critical studies pertinent to the risk assessment of chlorous acid, sodium salt in its use in drilling muds and hydraulic fracturing fluids. The majority of information presented in this dossier was obtained from the ECHA database that provides information on chemicals that have been registered under the EU REACH (ECHA). Where possible, study quality was evaluated using the Klimisch scoring system (Klimisch *et al.*, 1997).

### I. SUBSTANCE IDENTIFICATION

Chemical Name (IUPAC): Sodium chlorite

CAS RN: 7758-19-2

Molecular formula:  $\text{ClHO}_2\text{Na}$

Molecular weight: 90.44

Synonyms: Chlorous acid, sodium salt; sodium chlorite

SMILES: [O-]Cl=O.[Na+]

### II. PHYSICO-CHEMICAL PROPERTIES

**Table 1: Overview of the Physico-chemical Properties of Chlorous Acid, Sodium Salt**

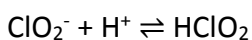
Property	Value	Klimisch score	Reference
Physical state at 20°C and 101.3 kPa	White solid, slightly hygroscopic crystals or flakes. Aqueous solutions are colorless to greenish yellow with a slight chlorine-like odor	2	ECHA
Melting Point	180 – 200°C; decomposes at 200°C	2	ECHA
Density	2.432 g/mL	1	ECHA
Vapor Pressure	$1.1 \times 10^{-7}$ Pa @ 25°C	1	ECHA



Property	Value	Klimisch score	Reference
Partition Coefficient (log K <sub>ow</sub> )	<-2.7	1	ECHA
Water Solubility	Very soluble (572 g/L @ 20°C)	1	ECHA
Oxidizing Properties	25.6% aq. solution – not an oxidizing liquid	1	ECHA

Chlorous acid, sodium salt in its dry form is a strong oxidizer.

Chlorous acid, sodium salt readily dissociates in aqueous solutions to the sodium (Na<sup>+</sup>) and chlorite (ClO<sub>2</sub><sup>-</sup>) ion. The chlorite (ClO<sub>2</sub><sup>-</sup>) ion is in equilibrium with chlorous acid (HClO<sub>2</sub>) in water. The chemical reaction is as follows:



At pH values found in environmental media or physiological fluids, the chlorite ion will be the predominant form (pK<sub>a</sub> of chlorous acid is 1.94).

Under acidic conditions, chlorous acid (HClO<sub>2</sub>) will predominate and will disintegrate to chlorine dioxide (ClO<sub>2</sub>). Chlorine dioxide (ClO<sub>2</sub>) will degrade further to chlorite (ClO<sub>2</sub><sup>-</sup>), and, ultimately, the chloride ion (Cl<sup>-</sup>) is formed. The proportion of each oxy-chlorine species depends in part on the pH of the solution.

### III. ENVIRONMENTAL FATE PROPERTIES

Chlorous acid, sodium salt readily dissociates in aqueous solutions to the sodium (Na<sup>+</sup>) and chlorite (ClO<sub>2</sub><sup>-</sup>) ion. The chlorite ion will ultimately degrade to chloride ions. Both sodium and chloride ions are ubiquitous in the environment. Biodegradation is not applicable to sodium chlorite. Neither sodium chlorite nor its dissociated ions are expected to adsorb to soil or sediment, or bioaccumulate.

### IV. HUMAN HEALTH HAZARD ASSESSMENT

#### A. Summary

Chlorous acid, sodium salt (sodium chlorite) in solution is moderately-to-highly toxic by the oral route, but has low acute toxicity by the dermal route. It is corrosive the skin



and eyes. It is not a skin sensitizer. The critical effect seen in rodents given repeated oral administration of sodium chlorite is hemolytic anemia. Sodium chlorite was not mutagenic in a bacterial reverse mutation (Ames) test; however, chlorine dioxide (which breaks down to chlorite) was mutagenic in the mouse lymphoma assay in the absence and presence of metabolic activation. *In vivo* genotoxicity studies on sodium chlorite were generally negative. No reproductive toxicity was seen in male or female rats given sodium chlorite in drinking water. There was, however, an effect on post-natal development in pups from the first generation; the effect was not seen in the pups from the second generation. There was no developmental toxicity in pregnant female rabbits given sodium chlorite in drinking water.

## **B. Acute Toxicity**

The oral LD<sub>50</sub> in rats is 284 mg/kg (ECHA) [Kl. score = 1]. The oral LD<sub>50</sub> in rats of a 31% aqueous solution of chlorous acid, sodium salt is 390 mg/kg (ECHA) [Kl. score = 2].

There are no acute inhalation toxicity studies.

The dermal LD<sub>50</sub> in rabbits is 134 mg/kg (ECHA) [Kl. score = 1]. The dermal LD<sub>50</sub> in rabbits of a 31% aqueous solution of chlorous acid, sodium salt is >2,000 mg/kg (ECHA) [Kl. score = 2].

## **C. Irritation**

Application of 0.5 mL of undiluted chlorous acid, sodium salt to the skin of rabbits for 4 hours under occlusive conditions was corrosive (ECHA) [Kl. score = 2]. Application of 0.5 mL of a 34.5% solution of chlorous acid, sodium salt to the skin of rabbits for four hours under semi-occlusive conditions was essentially non-irritating (ECHA) [Kl. score = 1].

Instillation of 0.1 mL of a 31% aqueous solution of chlorous acid, sodium salt to the eyes of rabbits was severely irritating (ECHA) [Kl. score = 2].

## **D. Sensitization**

Chlorous acid, sodium salt was not considered to be a skin sensitizer when tested in a mouse local lymph node assay (ECHA). [Kl. score = 1]



## E. Repeated Dose Toxicity

### Oral

Male and female Crj:CD(SD) rats were dosed by oral gavage with 0, 10, 25, or 80 mg/kg chlorous acid, sodium salt for 13 weeks. Five animals died during the study: one in the 25 mg/kg group and five in the 80 mg/kg group subsequent to blood sampling. The deaths in the 80 mg/kg group were likely treatment-related; the animals were anemic and blood sampling may have exacerbated this problem, contributing to their death. Clinical signs were noted in the 25 and 80 mg/kg animals, the most notable being salivation. Body weights and feed consumption were similar across all groups. Hematological effects were noted in the 80 mg/kg animals. The group mean erythrocyte count was significantly lower (both sexes). In males, hematocrit and hemoglobin levels were significantly lower, and methemoglobin levels and neutrophils counts were significantly higher than controls. The reticulocyte count was increased, but was not statistically significant. Two of the 80 mg/kg rats that prematurely died had marked changes in these hematological parameters. Morphological changes were also seen in the blood smears of three 80 mg/kg females: these were polychromasia, poikilocytosis, macrocytosis, and neutrophilia. Lymphocyte counts were significantly lower than controls in the 80 mg/kg males, and was likely due to the increased neutrophil count. Where the primary red blood cell parameters (mean erythrocyte count, hemoglobin, and hematocrit) were affected, there were also associated changes in mean cell volume, mean cell hemoglobin, and mean cell hemoglobin concentration. In the 25 mg/kg animals (both sexes) and the 10 mg/kg males, statistical trends highlighted a dose-dependent downward trend for erythrocyte counts. Statistical significance was not confirmed by direct comparison with the control group, and group mean values were within background range. Urine volume was unusually high in four 80 mg/kg females, and urinary specific gravity was reduced. There were no histopathologic changes seen in the kidneys of these animals. Absolute and relative spleen weights were increased in the 80 mg/kg males. Absolute spleen weights were increased in the 10 and 80 mg/kg females; relative spleen weights were increased in the 25 and 80 mg/kg females. Relative adrenal weights were increased in the 80 mg/kg males. Absolute adrenal weights were increased in the 80 mg/kg females; relative adrenal weights were increased in the 25 and 80 mg/kg females. Histopathologic changes indicative of chronic irritation were seen in the stomachs of many of the 80 mg/kg animals and a few of the 25 mg/kg males. Extramedullary hematopoiesis was seen in the spleen of a few 80 mg/kg animals and one animal each in the lower two dose groups. The NOAEL for this study is 10 mg/kg-day (ECHA). [KI. score = 1]

Male C/J and C57L/L mice were given in their drinking water 0, 0.75, 7.5, or 75 mg/L chlorous acid, sodium salt (0, 0.19, 1.9, or 19 mg/kg-day chlorite ion) for 30 days. There were slight signs of oxidative stress of red blood cells at the high-dose. Glucose-6-phosphate dehydrogenase (G6PD) activity and osmotic fragility were slightly increased. Erythrocytes with irregular shapes were also observed. It was suggested that the



primary effect of chlorous acid, sodium salt was a disruption of the erythrocyte cell membrane. However, the glutathione level in the erythrocyte was not affected and there were no associated signs of hemolytic anemia, suggesting that the slight increase in G6PD activity acted as a sufficient compensatory mechanism to limit the oxidative stress. The NOAEL for this study is considered to be 7.5 mg/L chlorous acid, sodium salt or 1.9 mg/kg-day chlorite (Moore and Calabrese, 1980). [Kl. score = 2]

Male C57L/J mice were given chlorous acid, sodium salt in their drinking water for 30, 90, or 180 days. The doses were 0, 3, 15, or 75 mg/L expressed as chlorite ion. The average daily doses were estimated to be: 0, 0.74, 3.57, and 17.23 mg/kg-day for the 30-day period; 0, 0.64, 3.15, and 16.2 mg/kg-day for the 90-day period; and 0, 0.69, 3.71, and 17.11 mg/kg-day for the 180-day period. There were no significant changes in body weight gain, absolute or relative kidney weights, water consumption, or histopathologic changes in the kidney. The NOAELs for this study are: 17.23, 16.20, and 17.11 mg/kg-day for the 30-, 90-, and 180-day exposure periods, respectively (Connor et al., 1985). [Kl. score = 2]

#### Inhalation

No studies are available.

#### Dermal

No adequate studies are available.

### **F. Genotoxicity**

#### *In Vitro* Studies

Table 2 lists the results of the *in vitro* genotoxicity studies on chlorous acid, sodium salt.

**Table 2: *In vitro* Genotoxicity Studies on Chlorous Acid, Sodium Salt**

Test System	Results*		Klimisch Score	Reference
	-S9	+S9		
Bacterial reverse mutation ( <i>S. typhimurium</i> TA97, TA102 strains)	-	-	4	ECHA





Test System	Results*		Klimisch Score	Reference
	-S9	+S9		
Mammalian cell gene mutation (mouse lymphoma L5178Y cells)	***	***	2	ECHA

\*+, positive; -, negative

\*\*Test material: chlorine dioxide (chlorite is a breakdown product)

#### *In Vivo Studies*

Male and female CD-1 mice were given by oral gavage a single dose of 0, 0.2, 0.5, or 1 mg/day (0, 10, 25, or 59 mg/kg-day) chlorous acid, sodium salt. Chromosomal aberrations were not increased in bone marrow cells of treated mice compared to those in the controls (Meier et al., 1985; ECHA).

Male and female CD-1 mice were given by oral gavage 0, 0.2, 0.5, or 1 mg/day (0, 10, 25, or 59 mg/kg-day) chlorous acid, sodium salt for five consecutive days. There were no significant differences between treated and control mice in the frequency of micronuclei or chromosomal aberrations in bone marrow cells (Meier et al., 1985; ECHA).

Male ddY mice were given a single intraperitoneal injection of 0, 7.5, 15, 30, or 60 mg/kg chlorous acid, sodium salt. Micronucleated polychromatic erythrocytes were statistically significantly increased at all dose levels. The increase was dose-dependent, but the frequency of micronucleated polychromatic erythrocytes decreased at the highest dose level (Hiyashi et al., 1988; ECHA). [Kl. score = 2]

Male ddY mice were given a single intraperitoneal injection of 0 or 15 mg/kg chlorous acid, sodium salt for four consecutive days. The frequency of micronucleated polychromatic erythrocytes were similar between treated and control mice (Hiyashi et al., 1988; ECHA). [Kl. score = 2]

Male ddY mice were given a single oral dose of 0, 37.5, 75, 150, or 300 mg/kg chlorous acid, sodium salt. There was no significant increases in the frequency of micronucleated polychromatic erythrocytes in the bone marrow of the treated mice compared to the controls (Hiyashi et al., 1988; ECHA). [Kl. score = 2]

#### **G. Carcinogenicity**

No studies are available.



## H. Reproductive Toxicity

A two-generation reproductive toxicity study has been conducted on chlorous acid, sodium salt. Male and female SD rats were given in their drinking water 0, 35, 70, or 300 ppm chlorous acid, sodium salt. The average daily intakes are: 0, 4, 8, and 30 mg/kg-day for males ; and 0, 5, 10, and 39 mg/kg-day for females. The average daily intakes for chlorite are: 0, 2.9, 6, and 22 mg/kg-day for males; and 0, 4, 7.5, and 29 mg/kg-day for females. During lactation, the drinking water levels were reduced 50% to 17.5, 35, and 150 ppm chlorous acid, sodium salt. Water consumption was reduced in all treated groups. Body weights and feed consumption were reduced in the 70 and 300 ppm groups. There was no evidence of reproductive toxicity at any dose level. In the 300 ppm group, pup weights were reduced at birth and on PND 11 (-14%) compared to the controls. There was a decrease in the percent of the 300 ppm F<sub>2a</sub> pups with eyes open on PND15 compared to the control group; this effects was not observed for the F<sub>1</sub> or F<sub>2b</sub> pups. There was a small, but statistically significant, increase in the average time to preputial separation for the 70 and 300 ppm F<sub>1</sub> pups and in the vaginal opening for the 300 ppm F<sub>1</sub> pups. Similar changes were not observed for the F<sub>2</sub>-generation pups. All of the high-dose animals exhibited mild methemoglobinemia. Thyroid levels were unaffected by treatment. There was a small decrease in the amplitude of auditory startle responses in the 70 and 300 ppm pups on PND 25; the toxicological significance of this effect is questionable. The NOAEL for reproductive toxicity is 300 ppm chlorous acid, sodium salt, the highest dose tested. The NOAEL for developmental toxicity is 35 ppm (4 and 5 mg/kg-day chlorous acid, sodium salt for males and females, respectively) based on the increase in the average time to preputial separation in the  $\geq 70$  ppm F<sub>1</sub> pups. The NOAELs for hematological effects is 70 ppm (8 and 10 mg/kg-day chlorous acid, sodium salt for males and female, respectively). The NOAEL for neurotoxicity is 300 ppm (30 and 39 mg/kg-day chlorous acid, sodium salt for males and females, respectively) (ECHA) [Kl. = 2].

## I. Developmental Toxicity

Pregnant New Zealand White rabbits were given 0, 200, 600, or 1,200 mg/L (0, 12.2, 36.6, or 58.8 mg/kg-day) chlorous acid, sodium salt in their drinking water during GD 7 to PND 19. The animals in the mid- and high-dose groups showed reduced water consumption, along with reduced feed consumption, production of fecal pellets, and body weight gain. There was no evidence of embryotoxicity or teratogenicity at any dose level. The NOAELs for maternal and developmental toxicity are 12.2 and 58.8 mg/kg-day, respectively (ECHA). [Kl. score = 1]



## V. DERIVATION OF TOXICOLOGICAL REFERENCE AND DRINKING WATER GUIDANCE VALUES

The toxicological reference values developed for chlorous acid, sodium salt follow the methodology discussed in enHealth (2012). The approach used to develop drinking water guidance values is described in the Australian Drinking Water Guidelines (ADWG, 2011).

### A. Non-Cancer

#### Oral

The lowest NOAEL values from key toxicity studies on chlorous acid, sodium salt are listed below in Table 3.

**Table 3: Lowest NOAEL Values from Key Toxicity Studies on Chlorous Acid, Sodium Salt by the Oral Route**

Species/sex	Study Duration	mg/kg-day	Endpoint	Reference
Male/female rats	13 weeks	10	Clinical signs, stomach irritation	ECHA
Male pups	2-generation reproductive	4	↑ average time to preputial separation	ECHA
Male parental rats	2-generation reproductive	8	Hematological effects	ECHA
Female pregnant rabbits	Developmental (GD 6 to PND 17)	12.2	↓ Body weight gain, feed consumption	ECHA

The lowest NOAEL is 4 mg/kg-day based on increased average time to preputial separation in F<sub>2</sub> male pups from a two-generation reproductive toxicity study (ECHA). The NOAEL of 4 mg/kg-day will be used for determining the oral Reference dose (RfD) and the drinking water guidance value.



### *Derivation of an Oral Reference Dose*

$$\text{Oral RfD} = \text{NOAEL} / (\text{UF}_A \times \text{UF}_H \times \text{UF}_L \times \text{UF}_{\text{Sub}} \times \text{UF}_D)$$

Where:

$\text{UF}_A$  (interspecies variability) = 10

$\text{UF}_H$  (intraspecies variability) = 10

$\text{UF}_L$  (LOAEL to NOAEL) = 1

$\text{UF}_{\text{Sub}}$  (subchronic to chronic) = 10

$\text{UF}_D$  (database uncertainty) = 1

$$\text{Oral RfD} = 4 / (10 \times 10 \times 1 \times 10 \times 1) = 4 / 1000 = \underline{0.004 \text{ mg/kg-day}}$$

### *Derivation of a drinking water guidance value*

Drinking water guidance value = (animal dose) x (human weight) x (proportion of intake from water) / (volume of water consumed) x (safety factor)

Using the oral RfD,

Drinking water guidance value = (oral RfD) x (human weight) x (proportion of water consumed) / (volume of water consumed)

where:

Human weight = 70 kg (ADWG, 2011)

Proportion of water consumed = 10% (ADWG, 2011)

Volume of water consumed = 2L (ADWG, 2011)

$$\text{Drinking water guidance value} = (0.004 \times 70 \times 0.1) / 2 = \underline{0.014 \text{ mg/L}}$$

### *Australian Drinking Water Guidelines*

**The Australian drinking water guideline value for chlorite is 0.3 mg/L (ADWG, 2011).**

**The Australian drinking water guideline value for sodium is 180 mg/L based on aesthetics (ADWG, 2011).**

## **B. Cancer**

No carcinogenicity studies were found on chlorous acid, sodium salt. Thus, a cancer reference value was not derived.



## VI. HUMAN HEALTH HAZARD ASSESSMENT OF PHYSICO-CHEMICAL PROPERTIES

Chlorous acid, sodium salt in solution does not exhibit the following physico-chemical properties:

- Explosivity
- Flammability
- Oxidizing Potential

[It should be noted that chlorous acid, sodium salt as a solid is a strong oxidizer.]

## VII. ENVIRONMENTAL HAZARD ASSESSMENT

### A. Summary

Chlorous acid, sodium salt has a high acute toxicity concern to aquatic organisms.

### B. Aquatic Toxicity

#### Acute Studies

Table 4 lists the results of acute aquatic toxicity studies conducted on chlorous acid, sodium salt.

**Table 4: Acute Aquatic Toxicity Studies on Chlorous Acid, Sodium Salt**

Test Species	Endpoint	Results (mg/L)	Klimisch score	Reference
<i>Oncorhynchus mykiss</i>	96-h LC <sub>50</sub>	149	2	ECHA
<i>Daphnia magna</i>	48-h EC <sub>50</sub>	<1	2	ECHA
<i>Peudokirchneriella subcapitata</i>	96-h EC <sub>50</sub>	1	1	ECHA

#### Chronic Studies

No studies are available.



### C. Terrestrial Toxicity

No studies are available.

### D. Calculation of PNEC

The PNEC calculations for chlorous acid, sodium salt follow the methodology discussed in DEWHA (2009).

#### PNEC water

Experimental results are available for three trophic levels. Acute  $E(L)C_{50}$  values are available for fish (149 mg/L), invertebrates (<1 mg/L), and plants (1 mg/L). On the basis that the data consists of short-term studies from three trophic levels, an assessment factor of 1,000 has been applied to the  $EC_{50}$  value of 1 mg/L for algae. The  $PNEC_{aquatic}$  is 0.001 mg/L.

#### PNEC sediment

No reliable experimental toxicity data on sediment organisms are available. Chlorous acid, sodium salt dissociates completely in water with its environmental distribution is dominated by its high water solubility.  $K_{ow}$  and  $K_{oc}$  parameters do not readily apply to inorganics, such as chlorous acid, sodium salt. Therefore, the equilibrium partitioning method cannot be used to calculate the  $PNEC_{sed}$ . Based on its properties, no adsorption of chlorous acid, sodium salt to sediment is to be expected, and the assessment of this compartment will be covered by the aquatic assessment.

#### PNEC soil

No reliable experimental toxicity data on terrestrial organisms are available. The environmental distribution of chlorous acid, sodium salt is dominated by its water solubility. Sorption of chlorous acid, sodium salt should probably be regarded as a reversible situation, *i.e.*, the substance is not tightly nor permanently bound.  $K_{oc}$  and  $K_{ow}$  parameters do not readily apply to inorganics, such as chlorous acid, sodium salt. Therefore, the equilibrium partitioning method cannot be used to calculate the  $PNEC_{soil}$ . Based on its properties, chlorous acid, sodium salt is not expected to significantly adsorb to soil, and the assessment of this compartment will be covered by the aquatic assessment.



## VIII. PBT Assessment

The methodology for the Persistent, Bioaccumulative and Toxic (PBT) substances assessment is based on the Australian and EU Reach Criteria methodology (DEWHA, 2009; ECHA, 2008).

Chlorous acid, sodium salt is an inorganic salt that dissociates completely in water to sodium ( $\text{Na}^+$ ) and chlorite ( $\text{ClO}_2^-$ ) ions. Chlorite will ultimately degrade to chloride ( $\text{Cl}^-$ ) ions. Biodegradation is not applicable to these inorganic ions. For the purposes of this PBT assessment, the persistent criteria is not considered applicable to this inorganic salt.

As an inorganic compound, neither chlorous acid, sodium salt nor its dissociated ions are expected to accumulate. Thus, chlorous acid, sodium salt does not meet the criteria for bioaccumulation.

There are no chronic toxicity studies on chlorous acid, sodium salt. The acute  $\text{E(L)C}_{50}$  values for chlorous acid, sodium salt are  $\leq 1$  mg/L in invertebrates and algae. Thus, chlorous acid, sodium salt meets the criteria for toxicity.

The overall conclusion is that chlorous acid, sodium salt is not a PBT substance.

## IX. CLASSIFICATION AND LABELING

### A. Classification (Chlorous acid, sodium salt solutions)

Acute Toxicity Category 3 [Oral]

Skin Corrosive Category 1B

STOT RE Category 2 [Target organ: blood]

Aquatic Acute Category 1

Aquatic Chronic Category 3

### B. Labelling

Danger

### C. Pictogram





In addition to the hazard statements corresponding to the GHS classifications, the following non-GHS hazard statement is to be added to the SDS: AUH031: Contact with acids liberates toxic gas.

## **X. SAFETY AND HANDLING**

### Eye Contact

Immediately flush open eyes with plenty of water for at least 15 minutes. Remove contacts, if present and easy to do. Get medical attention immediately, preferably a physician for an ophthalmologic examination.

### Skin Contact

Remove and isolate contaminated clothing. Rinse skin immediately with water for at least 15 min. Get medical attention immediately.

### Inhalation

Move person to fresh air. Administer oxygen if breathing is difficult. Do not use mouth-to-mouth method if victim inhaled the substance; give artificial respiration with the air of a pocket mask equipped with a one-way valve or other proper respiratory medical device. Give artificial respiration if victim is not breathing. Get medical attention immediately.

### Ingestion

Rinse mouth with water and then drink plenty of water. Get medical attention. Do not induce vomiting. Never give anything by mouth to an unconscious person.

### Notes to Physician

Chlorine dioxide vapors are emitted when this product contacts acids or chlorine. If these vapors are inhaled, monitor patient closely for delayed development of pulmonary edema which may occur up to 48-72 hours post-inhalation. Following ingestion, neutralization and use of activated charcoal is not indicated (OxyChem, 2015).

## **B. FIRE FIGHTING INFORMATION**

### Extinguishing Media

Use dry chemical, carbon dioxide, water spray or fog, or foam.

### Specific Exposure Hazards

Dried material can ignite upon contact with combustibles. This product may represent an explosion hazard if it contacts acids, chlorine, or organic materials. Emits toxic fumes under fire conditions. Depending on conditions, decomposition products may include the following: chlorine and sodium oxides.





#### Special Protective Equipment for Firefighters

Structural firefighter's protective clothing provides limited protection in fire situations only; it is not effective in spill situations where direct contact with the substance is possible. Wear chemical protective clothing that is specifically recommended by the manufacturer. It may provide little or no thermal protection. Wear positive pressure self-contained breathing apparatus (SCBA). Move containers from fire area if it can be done without risk.

### **C. ACCIDENTAL RELEASE MEASURES**

#### Personal Precautions

Ventilate enclosed areas. Do not walk through spilled material. Do not touch damaged containers or spilled material unless wearing appropriate protective clothing. Wear appropriate personal protective equipment, avoid direct contact. Do not breathe mist, vapors, or spray. Do not get in eyes, on skin, or on clothing.

#### Environmental Precautions

Prevent entry into waterways, sewers, basements or confined areas.

#### Steps to be Taken if Material is Released or Spilled

As an immediate precautionary measure, isolate spill or leak area for at least 50 meters in all directions. Keep unauthorized personnel away. Remove all sources of ignition. Absorb or cover with dry earth, sand, or other non-combustible material and transfer to containers. Dike to collect large liquid spills. Every attempt should be made to avoid mixing spilled material with other chemicals or debris when cleaning up. Dried material can ignite upon contact with combustibles. Dispose immediately.

### **D. STORAGE AND HANDLING**

#### General Handling

Do not get in eyes, on skin, or on clothing. Do not ingest or taste. Wear appropriate personal protective equipment, avoid direct contact. Do not breathe mist, vapours, or spray. Use caution when combining with water. DO NOT add water to corrosive liquid, ALWAYS add corrosive liquid to water while stirring to prevent release of heat, steam, and fumes. This product becomes a fire hazard if allowed to dry. Remove and wash contaminated clothing to avoid fire.

#### Storage

Keep contain tightly closed. Store in a cool, dry, well-ventilated place. Keep from direct sunlight. Avoid exposure to sunlight or ultraviolet light. Keep separated from acids,



reducing agents, combustible material, oxidizing agents, hypochlorite, organic solvents and compounds, garbage, dirt, organic materials, household products, chemicals, soap products, paint products, vinegar, oils, pine oil, dirty rags, sulfur-containing rubber, or any other foreign matter.

## **E. EXPOSURE CONTROLS / PERSONAL PROTECTION**

### Occupational Exposure Standards

Workplace Australia has not established an occupational exposure standard for chlorous acid, sodium salt.

### Engineering Controls

Good general ventilation should be used. Localized ventilation should be used where vapours, mist, or aerosols may be generated.

### Personal Protection Equipment

#### *Respiratory Protection:*

Wear an approved acid gas respirator with dust/mist pre-filters if any exposure to dust or mist is possible.

#### *Hand Protection:*

Wear appropriate chemical-resistant gloves.

#### *Skin Protection:*

Wear protective clothing to minimize skin contact.

#### *Eye protection:*

Wear chemical splash goggles and face shield.

#### *Other Precautions:*

Wash hands, forearms, and face thoroughly after handling chemical products, before eating, smoking, and using the lavatory and at the end of the working period.

Appropriate techniques should be used to remove potentially contaminated clothing. Wash contaminated clothing before reusing. Ensure that eyewash stations and safety showers are close to the workstation location.



## **F. TRANSPORT INFORMATION**

Sodium chlorite (dry)

UN1496 (SODIUM CHLORITE)

Class: 5.1

Packing Group: II

Environmentally Hazardous Substance

Sodium chlorite (liquid)

UN1908 (CHLORITE SOLUTION)

Class: 8

Packing Group: II

Contains Sodium chlorite

Environmentally Hazardous Substance

## **XI. DISPOSAL**

Disposal should be in accordance with all local, state, and federal regulations.

## **XII. REGULATORY INFORMATION**

Australian AICS Inventory: Listed.

## **XIII. REFERENCES**

ADWG (2011). National Water Quality Management Strategy. Australian Drinking Water Guidelines, Section 6, Australian Government, National Health and Medical Research Council, Natural Resource Management Ministerial Council.

Connor, P.M., Moore, G.S., Calabrese, E.J., and Howe, G.R. (1985). The renal effects of sodium chlorite in the drinking water of C57L/J male mice. J. Environ. Pathol. Oncol. 6: 263-260.



- Department of the Environment, Water, Heritage and the Arts [DEWHA] (2009). Environmental risk assessment guidance manual for industrial chemicals, Department of the Environment, Water, Heritage and the Arts, Commonwealth of Australia.
- ECHA. ECHA REACH database: <http://echa.europa.eu/information-on-chemicals/registered-substances>
- enHealth Human Risk Assessment [HHRA] (2012). Environmental Health Risk Assessment, Guidelines for Assessing Human Health Risks from Environmental Hazards. Office of Health Protection of the Australian Government Department of Health.
- European Chemicals Agency [ECHA] (2008). Guidance on Information Requirements and Chemical Safety Assessment, Chapter R11: PBT Assessment, European Chemicals Agency, Helsinki, Finland.
- Klimisch, H.J., Andreae, M., and Tillmann, U. (1997). A systematic approach for evaluating the quality of experimental and toxicological and ecotoxicological data. Regul. Toxicol. Pharmacol. 25:1-5.
- Hiyashi, M., Kishi, M., Sofuni, T., and Ishidate, M. (1988). Micronucleus tests in mice on 39 food additives and eight miscellaneous chemicals. Fd. Chem. Toxicol. 26: 487-500.
- Meier, J.R, Bull, R.J., Stober, J.A., and Cimino, M.C. (1985). Evaluation of chemicals used for drinking water disinfection for production of chromosomal damage and sperm-head abnormalities. Environ. Mutagen. 7: 201-211.
- Moore, G.S., and Calabrese, E.J. (1980). The effects of chlorine dioxide and sodium chlorite on erythrocytes of A/J and C57LJ mice. J. Environ. Pathol. Toxicol. 4: 513-524.
- Oxychem (2015). OxyChem Sodium Chlorite Handbook. Available at: <http://www.oxy.com/OurBusinesses/Chemicals/Products/Documents/SodiumChlorite/Sodium%20Chlorite%20Handbook.pdf>



## CHOLINE CHLORIDE

This dossier on choline chloride does not represent an exhaustive or critical review of all available data. Rather, it presents the most critical studies pertinent to the risk assessment of choline chloride in its use in hydraulic fracturing fluids. The majority of information presented in this dossier was obtained from the OECD-SIDS documents on choline chloride (OECD, 2004), and the ECHA database that provides information on chemicals that have been registered under the EU REACH (ECHA). Where possible, study quality was evaluated using the Klimisch scoring system (Klimisch *et al.*, 1997).

### I. SUBSTANCE IDENTIFICATION

Chemical Name (IUPAC): 2-Hydroxy-N,N,N-trimethylethanaminium chloride

CAS RN: 67-48-1

Molecular formula:  $C_5H_{14}NO.Cl$   
 $C_5H_{14}NO^+$  (choline)

Molecular weight: 139.6  
104.2 (choline)

Synonyms: Choline chloride; 2-hydroxy-N,N,N-trimethylethanaminium chloride; trimethyl(2-hydroxyethyl)ammonium chloride; cholinium chloride; 2-hydroxyethyl(trimethyl)azanium chloride

SMILES: C[N+](C)(C)CCO.[Cl-]  
C[N+](C)(C)CCO (choline)  
OCCN(C)(C)C (choline)

### II. PHYSICO-CHEMICAL PROPERTIES

**Table 1: Overview of the Physico-chemical Properties of Choline Chloride**

Property	Value	Klimisch score	Reference
Physical state at 20°C and 101.3 kPa*	White crystalline solid*	2	OECD (2004)
Melting Point	ca. 200°C	1	ECHA
Boiling Point	Decomposition at 305°C prior to boiling.	2	ECHA



Property	Value	Klimisch score	Reference
Density	70% aq. solution: 1.10 g/cm <sup>3</sup>	4	OECD (2004)
Partition Coefficient (log K <sub>ow</sub> )	75% aq. solution: -3.77	1	ECHA
Water Solubility	Powder containing 50% choline chloride: 650 g/L	4	OECD (2004)
Auto flammability	330°C	2	ECHA
Viscosity	75% aq. solution: 26.2 mPa.s @ 20°C; 14.1 mPa.s @ 40°C	1	ECHA
Henry's Law Constant	2.06 x 10 <sup>-11</sup> Pa.m <sup>3</sup> /mole @ 25°C (estimated using HENRYWIN v3.10)	-	OECD (2004)

\*Choline chloride is a white crystalline solid; it is marketed as an aqueous solution (70-75% w/w in water), which is colorless with an amine-like odor.

Choline chloride is a quaternary amine salt that will dissociate in water into choline (C<sub>5</sub>H<sub>14</sub>NO<sup>+</sup>) and chloride (Cl<sup>-</sup>) ions.

### III. ENVIRONMENTAL FATE PROPERTIES

#### A. Summary

Choline chloride is readily biodegradable. Distribution modeling using Mackay Level 1 shows choline to be distributed completely into water. Choline chloride will not adsorb on soil and sediments. It is not expected to bioaccumulate.

#### B. Biodegradation

Choline chloride is readily biodegradable (93% within 14 days) in a MITI-I test (MITI, 1992; OECD, 2004). In another MITI-I test, biodegradation was ≥60%, indicating ready biodegradation (Tunkel *et al.*, 2000; OECD, 2004). A BOD<sub>5</sub>/ThOD<sub>5</sub> ratio of 75% was obtained in a BOD<sub>5</sub> test performed according to DIN 38409 part 43 (BASF AG, 1984; OECD, 2004).



## C. Environmental Distribution

### Adsorption/desorption

No experimental data are available for choline. Choline is a quaternary ammonium compound (QAC); these compounds are not included in the training set for the  $K_{oc}$  estimation of the QSAR model KOCWIN v. 2.00 in EPISUITE™ (EPA, 2016), and therefore outside the program's prediction domain. A  $K_{oc}$  value of 2.3 had been estimated using the older QSAR model PCKOCWIN v. 1.66 (OECD, 2004).

### Distribution Modeling

Results from Mackay Level I modeling indicate that choline chloride will be distributed completely into water (OECD, 2004).

## D. Bioaccumulation

No measured data on bioaccumulation of choline chloride are available. An experimental  $\log K_{ow}$  is -3.77 (OECD, 2004). Bioaccumulation is not expected in aquatic organisms.

## IV. HUMAN HEALTH HAZARD ASSESSMENT

### A. Summary

Choline is a vitamin-like essential nutrient. It has low acute toxicity by the oral route, and is slightly irritating to the skin and eyes. Repeated high intake of choline in humans has been reported to cause a slight hypotensive effect. No adverse effects (including tumors) were seen in rats given choline in the diet for 72 weeks. Choline is not genotoxic. High dietary doses of choline to pregnant mice resulted in developmental toxicity (but no teratogenic effects) at levels that were maternally toxic.

### B. Metabolism

Choline is a vitamin-like essential nutrient. Although the body can synthesize choline in small amounts, it is insufficient to maintain health and must be consumed in the diet. Choline is required for the synthesis of phospholipids in cell membranes, methyl group metabolism and acetylcholine synthesis (neurotransmitter) (Zeisel and Blusztajn, 1994).

Dietary choline is taken up into the body by transporter proteins present in the cells lining the small intestine (IOM, 2000). In the small intestine, prior to uptake into the small intestinal cells, some choline is metabolized by bacteria to betaine and methylamines (Zeisel et al., 1983). Dietary choline can be present as free choline or in



esterified forms (i.e., phosphocholine, glycerophosphocholine, sphingomyelin, and phosphatidylcholine) (Zeisel and Blusztain, 1994). Free choline is formed from these esterified choline compounds by pancreatic enzymes.

Choline is involved in a number of biochemical pathways in eukaryotic and prokaryotic cells. It is a precursor for acetylcholine (a neurotransmitter); phospholipids (structural integrity and signaling roles for cell membranes); and a major source for methyl groups (IOM, 2000).

### **C. Acute Toxicity**

The oral LD<sub>50</sub> values of choline in rats are approximately 3,500 and 5,500 mg/kg (ECHA). [Kl. scores = 2]

No acute inhalation or dermal toxicity studies are available.

### **D. Irritation**

Application of a 70% aqueous solution to the skin of rabbits for 20 hours under occlusive conditions resulted in ambiguous skin irritation (BASF AG, 1963a; OECD, 2004). [Kl. score = 2].

Slight eye irritation was seen in the eyes of rabbits after instillation of a 70% aqueous solution of choline chloride; no effects were seen 24 hours after exposure (BASF AG, 1963b; OECD, 2004). [Kl. score = 2].

### **E. Sensitization**

No data are available in animals. In a Human Repeated Insult Patch Test (HRIPT), there was no evidence of dermal sensitization in two hundred subjects given 0.5% (w/v) aqueous solution of choline chloride during the induction phase and 0.2% (w/v) aqueous solution during the challenge phase (Colgate-Palmolive, 2003; OECD, 2004).

### **F. Repeated Dose Toxicity**

#### Oral

A 72-week feeding study was conducted to investigate the impact of choline chloride on the liver tumor promoting activity of phenobarbital and DDT in diethylnitroamine-initiated Fischer 344 rats. Animals received approximately 500 mg/kg-day choline chloride. Following the end of the exposure period, the animals were kept on the same untreated diet as the control group until study termination at week 103. Histopathology





was limited to the liver and organs that developed gross abnormalities. There were no significant differences between treated and control animals on survival rates, body weights, and relative liver weights. There were no increased number of neoplastic liver nodules, hepatocellular carcinomas, lung tumors, leukemia or other tumors between treated and control animals. The NOAEL for choline chloride in this study is 500 mg/kg-day (Shivapurkar *et al.*, 1986). [Kl. score = 3]

In humans, oral administration of 10,000 mg/day choline chloride in a pilot study treating a small number of patients with Alzheimer's disease resulted in a slight hypotensive effect (Boyd *et al.*, 1977). This dose was regarded as a LOAEL by the U.S. Institute of Medicine (IOM) Standing Committee on the Scientific Evaluation of Dietary Reference Intake (2000).

#### Inhalation

No studies are available.

#### Dermal

No studies are available.

### **G. Genotoxicity**

#### *In Vitro* Studies

Choline chloride was not mutagenic to bacteria in reverse mutation assays (Haworth *et al.*, 1984; JETOC, 1997; Litton Bionetics, 1977).

A small, but statistically significant, and dose-related increase in chromosomal aberrations was reported in Chinese Hamster Ovary (CHO) cells at doses of 50 and 500 µg/ml choline chloride in the absence of S9 only (Bloom *et al.*, 1982). No higher concentrations were examined. These results could not be confirmed in two studies using CHO cells at concentrations of choline chloride up to 5,000 µg/ml (Galloway *et al.*, 1985).

In sister chromatid exchange (SCE) assays, ambiguous results were obtained in two parallel studies (at two different laboratories) in CHO cells at concentrations up to 50 and 500 µg/ml choline chloride, respectively. Cytotoxicity was observed at 5,000 µg/ml. In laboratory 2, the increase in SCEs, which was sporadic and not dose-related, that was observed with metabolic activation was not reproduced in laboratory 1. Laboratory 1 showed a weak positive at the top dose without metabolic activation, but a comparison



with laboratory 2 was not possible due to insufficient number of cells analyzed (Bloom *et al.*, 1982; Galloway *et al.*, 1985).

Choline chloride was negative in a gene conversion assay with *Saccharomyces cerevisiae* strain D4 in the presence or absence of metabolic activation (Litton Bionetics, 1977; OECD, 2004).

#### *In Vivo* Studies

No studies are available.

### **G. Carcinogenicity**

No studies are available.

### **H. Reproductive Toxicity**

No reliable studies have been conducted that address female fertility or reproductive toxicity by a relevant route of exposure.

### **I. Developmental Toxicity**

Pregnant female mice were given in their feed 0, 1, 2.5, 5, or 10% choline chloride (0 or approximately 1,250, 4,160, 10,800, or 20,000 mg/kg choline chloride) on gestational days 1 to 18. Maternal body weight gain was reduced in all treated groups except for the 1,250 mg/kg group. Maternal weight gain of dams with embryonic/fetal absorptions showed no net weight gain at  $\geq 4,160$  mg/kg, but there was net weight loss in the 20,000 mg/kg group. All fetuses were resorbed in the 20,000 mg/kg group. Embryonic/fetal lethality of 35% and 69% were seen in the 4,160 and 10,800 mg/kg groups, respectively. No resorptions occurred in the 1,250 mg/kg group. Developmental toxicity was seen at  $\geq 4,160$  mg/kg group. There were no statistically significant increases in malformations in any dose group. The NOAEL for maternal and developmental toxicity is 1,250 mg/kg-day (BASF AG 1966; OECD 2004). [KI. score = 2]

## **V. DERIVATION OF TOXICOLOGICAL REFERENCE AND DRINKING WATER GUIDANCE VALUES**

The approach used to develop drinking water guidance values is described in the Australian Drinking Water Guidelines (ADWG, 2011).



## A. Non-Cancer

### Oral

The Standing Committee on the Scientific Evaluation of Dietary Reference Intakes selected hypotension as the critical effect from the study by Boyd *et al.* (1977) when deriving a Tolerable Upper Intake Level. Boyd *et al.* (1977) reported a LOAEL of 10,000 mg/day choline chloride (7,500 mg/day choline). An uncertainty factor of 2 was chosen because of the limited data regarding hypotension and the inter-individual variation in response to cholinergic effects. Thus, the value for the Tolerable Upper Intake Value for repeated exposure of adults to choline is 3,500 mg/day choline.

Note that the Australian National Health and Medical Research Council (2014) concluded that there are no data to suggest that there is increased susceptibility to choline during pregnancy or lactation; thus the upper level of intake choline is the same for women during pregnancy or lactation as it is for adults (3,500 mg/day choline).

### *Oral Reference Dose (oral RfD)*

An oral RfD for choline is derived as follows: the LOAEL of 7,500 mg/day from the Boyd *et al.* (1977) study is divided by an uncertainty factor of 2 to obtain a value of 3,500 mg choline/day or 50 mg choline/kg-day for a 70 kg person.

$$\text{Oral RfD} = \underline{50 \text{ mg/kg-day [choline]}}$$

### *Drinking water guidance value*

Drinking water guidance value = (animal dose) x (human weight) x (proportion of intake from water) / (volume of water consumed) x (safety factor)

Using the oral RfD,

Drinking water guidance value = (oral RfD) x (human weight) x (proportion of water consumed) / (volume of water consumed)

where:

Human weight = 70 kg (ADWG, 2011)

Proportion of water consumed = 10% (ADWG, 2011)

Volume of water consumed = 2L (ADWG, 2011)

$$\text{Drinking water guidance value} = (50 \times 70 \times 0.1)/2 = \underline{175 \text{ mg/L [choline]}}$$



The Australian drinking water guideline value for chloride ions is 250 mg/L based on aesthetics (ADWG, 2011).

## B. Cancer

There are no carcinogenicity studies on choline chloride. Thus a cancer reference value was not derived.

## VI. HUMAN HEALTH HAZARD ASSESSMENT OF PHYSICO-CHEMICAL PROPERTIES

Choline chloride does not exhibit the following physico-chemical properties:

- Explosivity
- Flammability
- Oxidizing potential

## VII. ENVIRONMENTAL HAZARD ASSESSMENT

### A. Summary

Choline chloride is of low toxicity concern to aquatic organisms.

### B. Aquatic Toxicity

#### Acute Studies

Table 2 lists the results of acute aquatic toxicity studies conducted on choline chloride.

**Table 2: Acute Aquatic Toxicity Studies on Choline Chloride**

Test Species	Endpoint	Results (mg/L)	Klimisch score	Reference
<i>Oryzias latipes</i>	96-hr LC <sub>50</sub>	>100 (nominal and measured)	1	MOE Japan (1999a); OECD (2004)
<i>Leuciscus idus</i>	96-hr LC <sub>50</sub>	>10,000*	2	OECD (2004); ECHA



Test Species	Endpoint	Results (mg/L)	Klimisch score	Reference
<i>Daphnia magna</i>	48-hr EC <sub>50</sub>	349 (nominal and measured)	2	MOE Japan (1999a); OECD (2004)
<i>Daphnia magna</i>	48-hr EC <sub>50</sub>	>500*	2	OECD (2004)
<i>Pseudokirchneriella subcapitata</i>	72-hr EC <sub>50</sub>	>1,000 (nominal and measured)	1	MOE Japan (1999a); OECD (2004)

\*78% aqueous solution of choline chloride.

### Chronic Studies

In a 21-day *Daphnia magna* reproduction test, the nominal and measured NOEC was reported to be 30.2 mg/L (MOE Japan, 1999d) [Kl. score = 1].

The NOEC from a 72-hr algae *Pseudokirchneriella subcapitata* study is 30.2 mg/L (MOE Japan, 1999c; OECD, 2004) [Kl. score = 1].

### **C. Terrestrial Toxicity**

No data are available.

Choline is present in all plant and animal cells, mostly in the form of phospholipids (phosphotidylcholine or lecithin, lysophosphatidylcholine, choline plasmalogens and sphingomyelin), which are essential components of membranes (IOM, 2000).

### **D. Calculation of PNEC**

The PNEC calculations for choline chloride follow the methodology discussed in DEWHA (2009).

#### PNEC water

Experimental results are available for three trophic levels. Acute E(L)C<sub>50</sub> values are available for fish (>100 mg/L), invertebrates (349 mg/L), and algae (>1,000 mg/L). Results from chronic studies are available for invertebrates (21-day NOEC = 30.2 mg/L) and algae (72-hour NOEC = 32 mg/L). On the basis that the data consists of chronic



studies on two trophic level (albeit not on the species with the lowest E(L)C<sub>50</sub>), an assessment factor of 100 has been applied to the lowest reported NOEC of 30 mg/L for *Daphnia*. The PNEC<sub>aquatic</sub> is 0.3 mg/L (0.22 mg/L for choline).

#### PNEC sediment

There are no toxicity data for sediment-dwelling organisms. Therefore, the PNEC<sub>sed</sub> was calculated using the equilibrium partitioning method. The PNEC<sub>sed</sub> is 0.15 mg/kg sediment wet weight.

The calculations are as follows:

$$\begin{aligned} \text{PNEC}_{\text{sed}} &= (K_{\text{sed-water}}/\text{BD}_{\text{sed}}) \times 1000 \times \text{PNEC}_{\text{water}} \\ &= (0.844/1280) \times 1000 \times 0.22 \\ &= 0.15 \end{aligned}$$

Where:

$K_{\text{sed-water}}$  = suspended matter-water partition coefficient (m<sup>3</sup>/m<sup>3</sup>)

$\text{BD}_{\text{sed}}$  = bulk density of sediment (kg/m<sup>3</sup>) = 1,280 [default]

$$\begin{aligned} K_{\text{sed-water}} &= 0.8 + [0.2 \times K_{\text{p}_{\text{sed}}}/1000 \times \text{BD}_{\text{solid}}] \\ &= 0.8 + [0.2 \times 0.092/1000 \times 2400] \\ &= 0.844 \end{aligned}$$

Where:

$K_{\text{p}_{\text{sed}}}$  = solid-water partition coefficient (L/kg).

$\text{BD}_{\text{solid}}$  = bulk density of the solid phase (kg/m<sup>3</sup>) = 2,400 [default]

$$\begin{aligned} K_{\text{p}_{\text{sed}}} &= K_{\text{oc}} \times f_{\text{oc}} \\ &= 2.3 \times 0.04 \\ &= 0.092 \end{aligned}$$

Where:

$K_{\text{oc}}$  = organic carbon normalized distribution coefficient (L/kg). The  $K_{\text{oc}}$  for choline is estimated to be 2.3 L/kg (OECD, 2004).

$f_{\text{oc}}$  = fraction of organic carbon in sediment = 0.04 [default].



#### PNEC soil

There are no toxicity data for terrestrial or soil organisms. Therefore, the PNEC<sub>soil</sub> was calculated using the equilibrium partitioning method. The PNEC<sub>soil</sub> for choline is 0.007 mg/kg soil dry weight (choline).

The calculations are as follows:

$$\begin{aligned} \text{PNEC}_{\text{soil}} &= (\text{Kp}_{\text{soil}}/\text{BD}_{\text{soil}}) \times 1000 \times \text{PNEC}_{\text{water}} \\ &= (0.05/1500) \times 1000 \times 0.22 \\ &= 0.007 \end{aligned}$$

Where:

Kp<sub>soil</sub> = soil-water partition coefficient (m<sup>3</sup>/m<sup>3</sup>)

BD<sub>soil</sub> = bulk density of soil (kg/m<sup>3</sup>) = 1,500 [default]

$$\begin{aligned} \text{Kp}_{\text{soil}} &= \text{K}_{\text{oc}} \times \text{f}_{\text{oc}} \\ &= 2.3 \times 0.02 \\ &= 0.05 \end{aligned}$$

Where:

K<sub>oc</sub> = organic carbon normalised distribution coefficient (L/kg). The K<sub>oc</sub> for choline is estimated to be 2.3 L/kg (OECD, 2004).

F<sub>oc</sub> = fraction of organic carbon in soil = 0.02 [default].

### **VIII. LIVESTOCK HAZARD ASSESSMENT**

Although choline is present in the diet of livestock (as a component of plant cell membranes), it is also given in significant volumes as a feed additive. Unlike humans, dietary choline in ruminants is rapidly and extensively degraded in the rumen of sheep (Neill et al., 1979) and cattle (Atkins *et al.*, 1988; Sharma and Erdman, 1988). Sharma and Erdman (1988) reported that increasing dietary choline intake in cows from 23.5 g/day in the controls to 326 g/day in the choline-supplemented diet group increased duodenal choline flow from 1.2 to 2.5 g/day, indicating intestinal uptake of only 0.8% to 5%.

No toxicity data are available on livestock.

A livestock oral reference dose (RfD) was derived for choline using the value determined for humans and taking into account the low oral uptake (≤5%) of choline in ruminants.

$$\begin{aligned} \text{Oral RfD [livestock]} &= \text{oral RfD [humans]}/\text{oral uptake fraction [livestock]} \\ &= 50/0.05 \\ &= \underline{1,000 \text{ mg/kg-day [choline]}} \end{aligned}$$



## **IX. PBT Assessment**

The methodology for the Persistent, Bioaccumulative and Toxic (PBT) substances assessment is based on the Australian and EU Reach Criteria methodology (DEWHA, 2009; ECHA, 2008).

Choline chloride is readily biodegradable and thus it does not meet the screening criteria for persistence.

Based on a measured log Kow of -3.77, choline chloride does not meet the criteria for bioaccumulation.

The NOEC values from chronic toxicity studies on choline chloride are >0.1 mg/L. Thus, choline chloride does not meet the criteria for toxicity.

The overall conclusion is that choline chloride is not a PBT substance.

## **X. CLASSIFICATION AND LABELING**

### **A. Classification**

Not classified.

### **B. Labelling**

No signal word.

### **C. Pictogram**

None

## **XI. SAFETY AND HANDLING (Aqueous Solutions of Choline Chloride)**

### **A. FIRST AID**

#### Eye Contact

In case of contact, immediately flush eyes with plenty of water for at least 15 minutes.

#### Skin Contact

Wash thoroughly with soap and water.





#### Ingestion

Rinse mouth with water and then drink plenty of water. Never give anything by mouth to an unconscious person.

### **B. FIRE FIGHTING INFORMATION**

#### Extinguishing Media

Water spray, carbon dioxide, foam, dry chemical.

#### Specific Exposure Hazards

Keep product and empty container away from heat and sources of ignition. May emit toxic fumes under fire conditions. Depending on conditions, decomposition products may include the following: carbon monoxide, carbon dioxide, nitrogen oxides.

#### Special Protective Equipment for Firefighters

Wear self-contained breathing apparatus and protective suit.

### **C. ACCIDENTAL RELEASE MEASURES**

#### Personal Precautions

Use appropriate protective equipment.

#### Environmental Precautions

Prevent from entering sewers, waterways, or low areas.

#### Steps to be Taken if Material is Released or Spilled

Soak up with inert absorbent material.

### **D. STORAGE AND HANDLING**

#### General Handling

Keep product and empty container away from heat and sources of ignition. Ensure adequate ventilation, especially in confined areas.

#### Storage

Keep container tightly closed and in a dry and well-ventilated place. Keep in a cool place.



## **E. EXPOSURE CONTROLS / PERSONAL PROTECTION**

### Occupational Exposure Standards

Workplace Australia has not established an occupational exposure standard for choline chloride.

### Engineering Controls

Good general ventilation should be used.

### Personal Protection Equipment

#### *Respiratory Protection:*

Respiratory protection is not required.

#### *Hand Protection:*

Chemical resistant protective gloves.

#### *Skin Protection:*

Body protection must be chosen depending on activity and possible exposure.

#### *Eye protection:*

Safety glasses with side-shields.

#### *Other Precautions:*

Handle in accordance with good industrial hygiene and safety practice. Wearing of closed work clothing is recommended. Ensure that eyewash stations and safety showers are close to the workstation location.

## **F. TRANSPORT INFORMATION**

Choline chloride is not considered hazardous for purposes of transportation by road or rail. An Australian Dangerous Goods code is not required.

## **XII. DISPOSAL**

Disposal should be in accordance with all local, state, and federal regulations.

## **XIII. REGULATORY INFORMATION**

Australian AICS Inventory: Listed.



#### XIV. REFERENCES

- ADWG (2011). National Water Quality Management Strategy. Australian Drinking Water Guidelines, Section 6, Australian Government, National Health and Medical Research Council, Natural Resource Management Ministerial Council.
- Atkins, K.B., Erdman, R.A., and Vandersall, J.H. (1988). Dietary choline effects on milk yield and duodenal choline flow in dairy cattle. *J. Dairy Sci.* 71: 109.
- Australia National Health and Medical Research Council (2014). Nutrient Reference Values for Australia and New Zealand: Choline. Accessed at: <https://www.nrv.gov.au/nutrients/choline>
- BASF AG (1963a). Toxicity of choline chloride 70 % in water; skin irritation after exposure to choline chloride. Department of Toxicology. Unpublished results. Study No. XIII 9. 01 Mar. 1963.
- BASF AG (1963b). Toxicity of choline chloride 70% in water; eye irritation. Department of Toxicology. Unpublished results. Study No. XIII 9. 01 Mar. 1963.
- BASF AG (1966). Study on teratogenic effects of choline chloride in the mouse after oral application. Department of Toxicology. Unpublished results. Study No. XIV/156. 14 Oct. 1966.
- BASF AG (1984). Department of Product Safety. Laboratory of Ecology. Pruefbericht ueber eine Untersuchung auf biologische Abbaubarkeit im BSB5-Test - Cholinchlorid (German). Test No. 01606. 16 Feb. 1984. BASF AG (2004b). Department of Product Safety. Unpublished calculation. Mackay Level I V2.11. 29 Jun. 2004.
- Bloom A., Galloway, S., Nakamura, F.T., Tetevir, A., Armstrong, M., Lavappa, K.L., Duk, S., and Ahmed, M.A. (1982). Comparison of results for SCE and chromosome aberrations for eleven compounds tested in two laboratories by standardized methods. *Environ. Mutagen.* 4: 397.
- Boyd, W.D., Graham-White, J., Blackwood, G., Glen, I., and McQueen, J. (1977). Clinical effects of choline in Alzheimer senile dementia. *Lancet* 2: 711.
- Colgate-Palmolive (2003). Study No. DCR-200-137-TKL. TKL Research Inc. Paramus, NJ, USA. In: SCCNFP. Scientific Committee on Cosmetic Products and Non-Food Products. Choline Chloride. SCCNFP/0672/03. 9 Dec. 2003.



- Department of the Environment, Water, Heritage and the Arts [DEWHA] (2009). Environmental risk assessment guidance manual for industrial chemicals, Department of the Environment, Water, Heritage and the Arts, Commonwealth of Australia.
- ECHA. ECHA REACH database: <http://echa.europa.eu/information-on-chemicals/registered-substances>
- enHealth Human Risk Assessment [HHRA] (2012). Environmental Health Risk Assessment, Guidelines for Assessing Human Health Risks from Environmental Hazards. Office of Health Protection of the Australian Government Department of Health.
- European Chemicals Agency [ECHA] (2008). Guidance on Information Requirements and Chemical Safety Assessment, Chapter R11: PBT Assessment, European Chemicals Agency, Helsinki, Finland.
- Galloway, S.M., Bloom, A..D, Resnick, M., Margolin, B.H., Nakamura, F., Archer, P., and Zeiger, E, (1985). Development of a standard protocol for in vitro cytogenetic testing with Chinese hamster ovary cells: Comparison of results for 22 compounds in two laboratories. Environ. Mutagen. 7: 1-51.
- Haworth, S., Lawlor, T., Mortelmans, K., Speck, W., and Zeiger, E. (1983). Salmonella mutagenicity test results for 250 chemicals. Environ. Mutagenesis Suppl. 1: 3-142.
- Institutes of Medicine [IOM] (2000). Dietary Reference Intakes for Thiamin, Riboflavin, Niacin, Vitamin B6, Folate, Vitamin B12, Pantothenic Acid, Biotin, and Choline. . Standing Committee on the Scientific Evaluation of Dietary Reference Intake, Institute of Medicine, National Academy Press, Washington D.C.
- Klimisch, H.J., Andreae, M., and Tillmann, U. (1997). A systematic approach for evaluating the quality of experimental and toxicological and ecotoxicological data. Regul. Toxicol. Pharmacol. 25:1-5.
- Litton Bionetics (1977). Mutagenic evaluation of compound FDA75-69.000067-48-1. choline chloride. FCC. Report No. PB-266 891. Mar. 1977.
- MITI (1992). Biodegradation and Bioaccumulation Data of Existing Chemicals Based on the CSCL Japan. Edited by Chemicals Inspection & Testing Institute Japan, published by Japan Chemical Industry Ecology-Toxicology & Information Center. October 1992.



- MOE Japan (1999a). Ministry of Environment. Acute toxicity study of choline chloride on the Orange killifish *Oryzias latipes*. Unpublished study. No. 1998-16.
- MOE Japan (1999b). Ministry of Environment. Acute toxicity study of choline chloride on *Daphnia magna*. Unpublished study. No. 1998-14.
- MOE Japan (1999c). Ministry of Environment. Acute toxicity study of choline chloride on the freshwater alga *Pseudokirchneriella subcapitata*. Unpublished study. No. 1998-13.
- MOE Japan (1999d). Ministry of Environment. Chronic toxicity study of choline chloride on the freshwater invertebrate *Daphnia magna*. Unpublished study. No. 1998-15.
- Neill, A.R., Grime, D.W., Snoswell, A.M., Northrop, A.J., Lindsey, D.B., and R.M.C. Dawson, R.M.C. (1979). The low availability of dietary choline for the nutrition of the sheep. *Biochem. J.* 180: 559-565.
- OECD (2004). SIDS Initial Assessment Report for Choline chloride (CAS No. 67-48-1), UNEP Publications. Available at:  
<http://www.inchem.org/documents/sids/sids/67481.pdf>
- Sharma, B.K., and R.A. Erdman. (1988). Effect of high amounts of dietary choline supplementation on duodenal choline flow and production responses of dairy cows. *J. Dairy Sci.* 71: 2670-2676.
- Shivapurkar, N., Hoover, K.L., and Poirier, L.A. (1986). Effect of methionine and choline on liver tumor promotion by phenobarbital and DDT in diethylnitrosamine-initiated rats. *Carcinogenesis* 7: 547- 550.
- Tunkel J., Howard, P.H., Boethling, R.S., Sitteler, W., and Loonen, H. (2000). Predicting ready biodegradability in the Japanese Ministry of international trade and industry test. *Environ. Toxicol. Chem.* 19: 2478-2485.
- U.S. Environmental Protection Agency [EPA] (2016). EPISuite™ v. 4.11, United States Environmental Protection Agency, Office of Pollution Prevention and Toxics and Syracuse Research Corporation. Available at:  
<https://www.epa.gov/tsca-screening-tools/epi-suite-estimation-program-interface>.
- Zeisel, S.H., Story, D.C., Wurtman, R.J., and Brunengraber, H. (1980). Uptake of free choline by isolated perfused rat liver. *Proc. Natl. Acad. Sci. USA* 77(8): 4417-4419.
- Zeisel, S.H., and Blusztajn, J.K. (1994). Choline and human nutrition. *Ann. Rev. Nutr.* 14: 269-296.



## CINNAMALDEHYDE

This dossier on cinnamaldehyde does not represent an exhaustive or critical review of all available data. Rather, it presents the most critical studies pertinent to the risk assessment of cinnamaldehyde in its use in drilling muds and hydraulic fracturing fluids. The information presented in this dossier was obtained from the ECHA database that provides information on chemicals that have been registered under the EU REACH (ECHA). Where possible, study quality was evaluated using the Klimisch scoring system (Klimisch *et al.*, 1997).

### I. SUBSTANCE IDENTIFICATION

Chemical Name (IUPAC): (2E)-3-phenylprop-2-enal

CAS RN: 104-55-2

Molecular formula: C<sub>9</sub>H<sub>8</sub>O

Molecular weight: 132.16

Synonyms: Cinnamaldehyde; (2E)-3-phenylprop-2-enal; 3-phenylacrylaldehyde; cinnamal; (E)-cinnamaldehyde; 3-phenylpropenal; cinnamic aldehyde; phenylacrolein; cinnamylaldehyde; 3-phenyl-2-propenal; trans-cinnamaldehyde; (E)-3-phenylpropenal; (E)-3-phenyl-2-propenal; 3-phenylacrolein; 3-phenyl-2-propenaldehyde; 3-phenyl-2-propen-1-al; acrolein, 3-phenyl-; 2-propenal, 3-phenyl-; 2-propenal, 3-phenyl-, (2E)-

SMILES: C1=CC=C(C=C1)C=CC=O

### II. PHYSICO-CHEMICAL PROPERTIES

Table 1: Overview of the Physico-chemical Properties of Cinnamaldehyde

Property	Value	Klimisch score	Reference
Physical state at 20°C and 101.3 kPa	Colorless liquid	1	ECHA
Melting point	-18°C	1	ECHA
Boiling point	>250°C	1	ECHA
Density	1.0414 g/cm <sup>3</sup> @ 20°C	1	ECHA
Vapor pressure	0.0289 mm Hg @ 25°C	1	ECHA
Partition coefficient (log K <sub>ow</sub> )	2.107 @ 25°C	1	ECHA



Property	Value	Klimisch score	Reference
Water solubility	2110 mg/L @ 22°C	1	ECHA
Flash point	105°C	1	ECHA
Auto flammability	Not auto-flammable.	1	ECHA
Viscosity	22.12 mPa s @ 20°C 18 mPa s @ 40°C	1	ECHA
Henry's Law Constant	0.162 Pa m <sup>3</sup> /mol	2	ECHA

### III. ENVIRONMENTAL FATE PROPERTIES

#### A. Summary

#### B. Biodegradation

Cinnamaldehyde is readily biodegradable. In an OECD 301B test, degradation of cinnamaldehyde was 89% after 7 days, 94% after 14 days, and 100% after 28 days, indicating ready biodegradation (ECHA) [Kl. score = 2]. In an OECD 301D test, biodegradation was 24.98% after 5 days. The BOD<sub>5</sub> value was 0.635 mg O<sub>2</sub>/mg (ECHA) [Kl. score = 1].

#### C. Environmental Distribution

##### Adsorption/desorption

No experimental data are available for cinnamaldehyde. Using KOCWIN in EPISUITE™ (EPA, 2018), the estimated K<sub>oc</sub> value from log K<sub>ow</sub> is 55.82 L/kg. The estimated K<sub>oc</sub> value from the molecular connectivity index (MCI) is 36.82 L/kg.

#### D. Bioaccumulation

There are no bioaccumulation studies on cinnamaldehyde. Cinnamaldehyde is not expected to bioaccumulate based on a log K<sub>ow</sub> of 2.107 (ECHA).



## **IV. HUMAN HEALTH HAZARD ASSESSMENT**

### **A. Summary**

### **B. Acute Toxicity**

The oral LD<sub>50</sub> in rats is 2,220 mg/kg (ECHA) [Kl. score = 2].

No acute inhalation studies are available.

The dermal LD<sub>50</sub> in rats is >2,000 mg/kg (ECHA) [Kl. score = 2].

### **C. Irritation**

Application of cinnamaldehyde to the skin of rabbits for 4 hours under semi-occlusive conditions was considered a slight-to-moderate irritant. Cinnamaldehyde was severely irritating when applied for 24 hours under occlusive conditions (ECHA) [Kl. score = 2].

Cinnamaldehyde was considered to be a severe skin irritant when tested in a human patch test. Cinnamaldehyde, at doses of 0.02, 0.1%, and 0.8% in ethanol, was applied to the skin over a six-week period (ECHA).

Instillation of 0.1 mL cinnamaldehyde to the eyes of rabbits was considering irritating. The mean of the 24, 48, and 72 hours scores were: 1.00 for corneal opacity, 0.00 for iridial lesions, 2.00 for conjunctival redness, and 1.22 for chemosis. All effects were resolved by Day 14 of the observation period (ECHA) Kl. score = 1).

### **D. Sensitization**

Cinnamaldehyde was considered a skin sensitizer when tested in a guinea pig maximization test (ECHA) [Kl. score = 2].

### **E. Repeated Dose Toxicity**

#### Oral

Male and female F344 rats were given in their diet 0, 4,100, 8,200, 16,500, or 33,000 ppm cinnamaldehyde (microcapsulated) for three months in a study conducted by the National Toxicology Program. The average daily intake was 0, 275, 625, 1,300, and 4,000 mg/kg-day for males, and 0, 300, 570, 1,090, and 3,100 mg/kg-day for females. There was no mortality during the study. Mean body weights were reduced in the  $\geq 16,500$  ppm animals as a result of decreased feed consumption from unpalatability of the dosed feed. There was a non-significant increase in serum bile acid concentration at all dose levels suggesting an effect on the liver, but there were no corresponding histopathologic effects. An increase in lesions of the forestomach





mucosa was seen in the  $\geq 8,200$  ppm animals and included squamous epithelial hyperplasia. There was also chronic active inflammation in the 33,000 ppm males and the  $\geq 16,500$  ppm females. The NOAEL was considered to be 4,100 ppm, which corresponds to 275 and 300 mg/kg-day in males and females, respectively (Hooth et al., 2004; ECHA) [KI. score = 1].

Male and female rats were fed in their diet 0, 1,000, 2,100, or 4,100 ppm cinnamaldehyde for 12 weeks. The average daily intake was 0, 50, 100, or 200 mg/kg-day. There were no significant differences between treated and control animals in urine sugar and albumin, blood hemoglobin levels, growth, food intake, or other physiological criteria. The NOAEL for this study is 4,100 ppm for males and females, which corresponds to 200 mg/kg-day (ECHA) [KI. score = 2].

Male and female F344 rats were given in their diet 0, 1,000, 2,100, or 4,100 ppm cinnamaldehyde (microcapsulated) for two years in a study conducted by the National Toxicology Program. The average daily intake was 0, 50, 100, or 200 mg/kg-day. The survival of the 4,100 ppm males was greater than the controls. The mean body weights of the 4,100 ppm animals were generally less than the controls throughout the study. Feed consumption of the  $\geq 2,100$  ppm males and the 4,100 ppm females was less than the controls at the beginning and end of the study. There were no non-neoplastic lesions that were considered to be treatment-related. The NOAEL for this study is 4,100 ppm for males and females, which corresponds to 200 mg/kg-day (Hooth et al., 2004; ECHA) [KI. score = 1].

Male and female B6C3F<sub>1</sub> mice were given in their diet 0, 1,000, 2,100, or 4,100 ppm cinnamaldehyde (microcapsulated) for two years in a study conducted by the National Toxicology Program. The average daily intake was 0, 125, 270, or 540 (males) and 570 (females) mg/kg-day. Mean body weights of the  $\geq 2,100$  ppm animals were generally less than the controls throughout the study. There were no non-neoplastic lesions that were considered to be treatment-related. Incidences of minimal olfactory epithelial pigmentation was significantly increased in the 4,100 ppm males and the  $\geq 2,100$  ppm females. The NOAEL for this study is 1,000 ppm in males and females, which corresponds to 125 mg/kg-day, based on reduced body weights at 270 mg/kg-day (Hooth et al., 2004; ECHA) [KI. score = 1].

#### Inhalation

No studies are available.

#### Dermal

No adequately reported studies are available.

### **F. Genotoxicity**

#### *In Vitro* Studies

Cinnamaldehyde was not mutagenic to *S. typhimurium* strains TA 1535, TA 1537, TA 97, TA 98, or TA 100 in the absence or presence of metabolic activation (ECHA) [KI. score = 2].



### *In Vivo* Studies

Male and female B6C3F<sub>1</sub> mice were administered in their feed 0, 4,100, 8,200, 16,500, or 33,000 ppm cinnamaldehyde (microcapsulated) for three months in a study conducted by the National Toxicology Program. The average daily intake was 650, 1,320, 2,550, and 5,475 mg/kg-day for males, and 0, 625, 1,380, 2,680, and 5,200 mg/kg-day for females. There were no increases in the frequency of micronucleated normochromatic erythrocytes in the peripheral blood in the treated animals compared to the controls (ECHA) [KI. score = 2].

### **G. Carcinogenicity**

Male and female F344 rats were administered in their diet 0, 1,000, 2,100, or 4,100 ppm cinnamaldehyde (microcapsulated) for two years in a study conducted by the National Toxicology Program. The average daily intake was 0, 50, 100, or 200 mg/kg-day. The tumor incidences were similar between the treated and control animals (Hooth et al., 2004; ECHA) [KI. score = 1]

Male and female B6C3F<sub>1</sub> mice were administered in their diet 0, 1,000, 2,100, or 4,100 ppm cinnamaldehyde (microcapsulated) for two years in a study by the National Toxicology Program. The average daily intake was 0, 125, 270, or 540 (males) and 570 (females) mg/kg-day. The tumor incidences were similar between the treated and control animals (Hooth et al., 2004; ECHA) [KI. score = 1]

### **H. Reproductive Toxicity**

No adequate studies are available.

### **I. Developmental Toxicity**

Pregnant female CD-1 mice were dosed by oral gavage with 0 or 1,200 mg/kg cinnamaldehyde on gestational days 6 to 13. The dams were allowed to deliver, and the pups were weaned up to postnatal day 3. There was no effect on maternal survival or body weight development and all 34 litters were viable. The number of liveborns per litter, the survival and birthweight of pups and their weight gain was not affected by treatment. The NOAEL for maternal and developmental toxicity is 1,200 mg/kg-day (ECHA) [KI. score = 2].

## **V. DERIVATION OF TOXICOLOGICAL REFERENCE AND DRINKING WATER GUIDANCE VALUES**

The toxicological reference values developed for cinnamaldehyde follow the methodology discussed in enHealth (2012). The approach used to develop drinking water guidance values is described in the Australian Drinking Water Guidelines (ADWG, 2011).



## A. Non-Cancer

### Oral

Rat and mouse two-year feeding studies have been conducted on cinnamaldehyde (Hooth et al., 2004; ECHA). The lowest NOAEL from these studies is 1,000 ppm in the diet for male and female mice (which corresponds to 125 mg/kg-day), based on reduced body weights at 270 mg/kg-day. The NOAEL of 125 mg/kg-day will be used for determining the oral Reference dose (RfD) and the drinking water guidance value.

#### *Oral Reference Dose (oral RfD)*

$$\text{Oral RfD} = \text{NOAEL} / (\text{UF}_A \times \text{UF}_H \times \text{UF}_L \times \text{UF}_{\text{Sub}} \times \text{UF}_D)$$

Where:

$\text{UF}_A$  (interspecies variability) = 10

$\text{UF}_H$  (intraspecies variability) = 10

$\text{UF}_L$  (LOAEL to NOAEL) = 1

$\text{UF}_{\text{Sub}}$  (subchronic to chronic) = 1

$\text{UF}_D$  (database uncertainty) = 1

$$\text{Oral RfD} = 125 / (10 \times 10 \times 1 \times 1 \times 1) = 125 / 100 = \underline{1.0 \text{ mg/kg-day}}$$

#### *Drinking water guidance value*

Drinking water guidance value = (animal dose) x (human weight) x (proportion of intake from water) / (volume of water consumed) x (safety factor)

Using the oral RfD,

Drinking water guidance value = (oral RfD) x (human weight) x (proportion of water consumed) / (volume of water consumed)

where:

Human weight = 70 kg (ADWG, 2011)

Proportion of water consumed = 10% (ADWG, 2011)

Volume of water consumed = 2L (ADWG, 2011)

$$\text{Drinking water guidance value} = (1.25 \times 70 \times 0.1) / 2 = \underline{4 \text{ mg/L}}$$

## B. Cancer

Cinnamaldehyde was not carcinogenic to rats or mice when given in the diet for two years. Thus, a cancer reference value was not derived.



## VI. HUMAN HEALTH HAZARD ASSESSMENT OF PHYSICO-CHEMICAL PROPERTIES

Cinnamaldehyde does not exhibit the following physico-chemical properties:

- Explosivity
- Flammability
- Oxidizing potential

## VII. ENVIRONMENTAL HAZARD ASSESSMENT

### A. Summary

### B. Aquatic Toxicity

#### Acute Studies

Table 2 lists the results of acute aquatic toxicity studies on cinnamaldehyde.

**Table 2: Acute Aquatic Toxicity Studies on Cinnamaldehyde**

Test Species	Endpoint	Results (mg/L)	Klimisch score	Reference
<i>Brachydanio rerio</i>	96-hr LC <sub>50</sub>	4.15	1	ECHA
<i>Poecilia reticulata</i>	96-hr LC <sub>50</sub>	>3.5	1	ECHA
<i>Daphnia magna</i>	48-hr EC <sub>50</sub>	3.21	1	ECHA
<i>Desmodesmus subspicatus</i>	72-hr EC <sub>50</sub>	31.6	1	ECHA
<i>Chlorella vulgaris</i>	72-hr EC <sub>50</sub>	16.09	1	ECHA

#### Chronic Studies

In an OECD 210 chronic fish toxicity study, the 28-day LOEC to *Oryzias latipes* was 66.08 mg/L (ECHA) [Kl. score = 2].

### C. Terrestrial Toxicity

No studies are available.



#### D. Calculation of PNEC

The PNEC calculations for cinnamaldehyde follow the methodology discussed in DEWHA (2009).

##### PNEC water

Experimental results are available for three trophic levels. Acute E(L)C<sub>50</sub> values are available for fish (4.15 mg/L), *Daphnia* (3.21 mg/L), and algae (16.09 mg/L). Results from a chronic fish study are available, with a LOEC of 66.08 mg/L. The NOEC from this study can be calculate as the LOEC/2 or 33 mg/L. On the basis that the data consists of short-term results from three trophic levels and a long-term study, an assessment factor of 100 has been applied to the lowest reported NOEC or E(L)C<sub>50</sub> value of 4.15 mg/L for fish. The PNEC<sub>water</sub> is 0.04 mg/L.

##### PNEC soil

There are no toxicity data for terrestrial or soil organisms. Therefore, the PNEC<sub>soil</sub> was calculated using the equilibrium partitioning method. The PNEC<sub>soil</sub> is 0.02 mg/kg soil dry weight.

The calculations are as follows:

$$\begin{aligned} \text{PNEC}_{\text{soil}} &= (\text{Kp}_{\text{soil}}/\text{BD}_{\text{soil}}) \times 1000 \times \text{PNEC}_{\text{water}} \\ &= (0.74/1500) \times 1000 \times 0.04 \\ &= 0.02 \end{aligned}$$

Where:

Kp<sub>soil</sub> = soil-water partition coefficient (m<sup>3</sup>/m<sup>3</sup>)

BD<sub>soil</sub> = bulk density of soil (kg/m<sup>3</sup>) = 1,500 [default]

$$\begin{aligned} \text{Kp}_{\text{soil}} &= \text{K}_{\text{oc}} \times \text{f}_{\text{oc}} \\ &= 36.82 \times 0.02 \\ &= 0.74 \end{aligned}$$

Where:

K<sub>oc</sub> = organic carbon normalised distribution coefficient (L/kg). The K<sub>oc</sub> for cinnamaldehyde based on the molecular connectivity index (MCI) is 36.82 L/kg (EPA, 2019).

F<sub>oc</sub> = fraction of organic carbon in soil = 0.02 [default].

#### VIII. PBT Assessment

The methodology for the Persistent, Bioaccumulative and Toxic (PBT) substances assessment is based on the Australian and EU Reach Criteria methodology (DEWHA, 2009; ECHA, 2008).

Cinnamaldehyde is readily biodegradable; thus, it does not meet the screening criteria for persistence.



Based on a measured log  $K_{ow}$  of 2.107, cinnamaldehyde does not meet the screening criteria for bioaccumulation.

The NOEC from a chronic fish study is  $>0.1$  mg/L. The acute  $E(L)C_{50}$  values for cinnamaldehyde are  $>1$  mg/L. Thus, cinnamaldehyde does not meet the criteria for toxicity.

The overall conclusion is that cinnamaldehyde is not a PBT substance.

## IX. CLASSIFICATION AND LABELING

### A. Classification

Skin Irritant Category 2

Eye Irritant Category 2

Skin Sensitizer Category 1

Aquatic Acute Toxicity Category 2

### B. Labelling

Warning

### C. Pictogram



## X. SAFETY AND HANDLING

### A. FIRST AID

Eye Contact

Skin Contact

Inhalation

Ingestion

Notes to Physician

Medical Conditions Aggravated by Exposure



#### Emergency Personnel Protection

.

### **B. FIRE FIGHTING INFORMATION**

#### Extinguishing Media

#### Specific Exposure Hazards

#### Special Protective Equipment for Firefighters

### **C. ACCIDENTAL RELEASE MEASURES**

#### Personal Precautions

#### Environmental Precautions

#### Steps to be Taken if Material is Released or Spilled

### **D. STORAGE AND HANDLING**

#### General Handling

#### Other Handling Precautions

#### Storage

### **E. EXPOSURE CONTROLS / PERSONAL PROTECTION**

#### Occupational Exposure Standards

Workplace Australia has not established an occupational exposure limit for cinnamaldehyde.

#### Engineering Controls

#### Personal Protection Equipment

*Respiratory Protection:*



*Hand Protection:*

*Skin Protection:*

*Eye protection:*

*Other Precautions:*

## **F. TRANSPORT INFORMATION**

Cinnamaldehyde is not considered hazardous for purposes of transportation by road or rail. An Australian Dangerous Goods code is not required.

## **XI. DISPOSAL**

Disposal should be in accordance with all local, state, and federal regulations.

## **XII. REGULATORY INFORMATION**

Australian AICS Inventory: Listed.

## **XIII. REFERENCES**

ADWG (2011). National Water Quality Management Strategy. Australian Drinking Water Guidelines, Section 6, Australian Government, National Health and Medical Research Council, Natural Resource Management Ministerial Council.

Department of the Environment, Water, Heritage and the Arts [DEWHA] (2009). Environmental risk assessment guidance manual for industrial chemicals, Department of the Environment, Water, Heritage and the Arts, Commonwealth of Australia.

ECHA. ECHA REACH database: <http://echa.europa.eu/information-on-chemicals/registered-substances>

enHealth Human Risk Assessment [HHRA] (2012). Environmental Health Risk Assessment, Guidelines for Assessing Human Health Risks from Environmental Hazards. Office of Health Protection of the Australian Government Department of Health.

European Chemicals Agency [ECHA] (2008). Guidance on Information Requirements and Chemical Safety Assessment, Chapter R11: PBT Assessment, European Chemicals Agency, Helsinki, Finland.





Klimisch, H.J., Andreae, M., and Tillmann, U. (1997). A systematic approach for evaluating the quality of experimental and toxicological and ecotoxicological data. Regul. Toxicol. Pharmacol. 25:1-5.

U.S. Environmental Protection Agency [EPA] (2018). EPISuite™ v. 4.11, United States Environmental Protection Agency, Office of Pollution Prevention and Toxics and Syracuse Research Corporation. Available at: <https://www.epa.gov/tsca-screening-tools/epi-suite-estimation-program-interface>.



## CITRIC ACID

This dossier on citric acid does not represent an exhaustive or critical review of all available data. Rather, it presents the most critical studies pertinent to the risk assessment of citric acid in its use in drilling muds and water treatment. The information presented in this dossier was obtained primarily from the OECD-SIDS documents on citric acid (OECD 2001a,b) and the ECHA database that provides information on chemicals that have been registered under the EU REACH (ECHA). Where possible, study quality was evaluated using the Klimisch scoring system (Klimisch et al., 1997).

### I. SUBSTANCE IDENTIFICATION

**Chemical Name (IUPAC):** 2-Hydroxy-1,2,3-propanetricarboxylic acid

**CAS RN:** 77-92-9

**Molecular formula:** C<sub>6</sub>H<sub>8</sub>O<sub>7</sub>

**Molecular weight:** 192.122

**Synonyms:** citric acid; 1,2,3-propanetricarboxylic acid, 2-hydroxy-; 2-hydroxy-1,2,3-propanetricarboxylic acid

**SMILES:** C(C(=O)O)C(CC(=O)O)(C(=O)O)O

Citric acid is an ubiquitous natural substance that is an intermediate in the basic physiological tricarboxylic acid (TCA) cycle in every eukaryote cell.

### II. PHYSICO-CHEMICAL PROPERTIES

**Table 1: Overview of the Physico-chemical Properties of Citric Acid**

Property	Value	Klimisch score	Reference
Physical state at 20°C and 101.3 kPa	White crystalline solid; odourless.	2	ECHA
Melting Point	153°C	2	ECHA
Boiling Point	Not available; decomposition	-	ECHA
Density	1.67 @ 20°C	2	ECHA
Vapor Pressure	2.21 x 10 <sup>-6</sup> Pa @ 25°C	2	ECHA
Partition Coefficient (log K <sub>ow</sub> )	-1.61 to -1.80	2	ECHA
Water Solubility	Very soluble	4	ECHA
Flash Point	345°C	4	ECHA
Auto flammability	1010°C	4	ECHA



### III. ENVIRONMENTAL FATE PROPERTIES

#### A. Summary

Citric acid is readily biodegradable. It is not expected to bioaccumulate. Due to its high water solubility, citric acid is unlikely to adsorb to soil or sediment.

#### B. Biodegradation

Citric acid can be considered readily biodegradable based on the results of the ready and inherent aerobic biodegradation studies listed in Table 2.

**Table 2: Biodegradation Studies on Citric Acid (OECD 2001a,b)**

Test System	Results*	Notes	Klimisch Score
Modified Sturm	97% (CO <sub>2</sub> evolution); 100% (DOC removal)	Readily biodegradable; exposure period not stated	2
Closed Bottle Test	BOD <sub>30</sub> /COD Ratio = 90%	Readily biodegradable	2
BOD <sub>5</sub> /COD Ratio	BOD <sub>5</sub> = 526 mg; COD = 728 mg; BOD <sub>5</sub> /COD Ratio = 0.72	Readily biodegradable; concentration of test substance and activated sludge not stated	2
BOD <sub>1</sub> /ThOD Ratio	BOD <sub>1</sub> /ThOD Ratio = 13%	-	2
BOD <sub>20</sub> /ThOD Ratio	BOD <sub>20</sub> /COD Ratio = 98%	Readily biodegradable; initial test substance concentration 720 mg/L	2
Zahn-Wallen Test	85%, 1 day (DOC removal)	Inherently biodegradable	2
Zahn-Wallen Test	98%, 7 days (DOC removal)	Inherently biodegradable	
Coupled Units Test	93% (COD removal)	Ultimately biodegradable; exposure period not stated.	2

#### C. Environmental Distribution

##### Absorption/desorption

No experimental data are available for citric acid. Using KOCWIN program in EPISuite™ (EPA, 2016), the estimated K<sub>oc</sub> value from the K<sub>ow</sub> value of -1.08 is 0.3617 L/kg.

#### D. Bioaccumulation

The log K<sub>ow</sub> for citric acid is -1.61 to -1.80. Thus, citric acid is not expected to bioaccumulate.

### IV. HUMAN HEALTH HAZARD ASSESSMENT

#### A. Summary

Citric acid exhibits low toxicity by the oral and dermal routes. It is an eye irritant, but slightly to non-irritating to the skin. No adequate studies were found to evaluate the sensitization potential of citric acid. Minimal toxicity and no carcinogenic effects were observed in rats given oral doses of citric acid



for up to two years. Citric acid was not mutagenic to bacteria, but *in vitro* studies using human lymphocytes showed genotoxic effects. *In vivo* genotoxicity studies were negative. There were no reproductive or developmental effects in rats given oral doses of citric acid.

## **B. Acute Toxicity**

The acute oral LD<sub>50</sub> in male rats was reported to be 11,700 mg/kg (ECHA) [Kl. score = 2]. The acute oral LD<sub>50</sub> values in mice are 5,400 and 5,790 mg/kg (ECHA) [Kl. score = 2]. The acute dermal LD<sub>50</sub> value in rats is >2,000 mg/kg (ECHA) [Kl. score = 1].

## **C. Irritation**

Application of 0.5 g citric acid powder to the skin of rabbits for 4 hours under semi-occlusive conditions was slightly irritating. The mean of the 24, 48, and 72-hour scores were: 0.3 for erythema and 0.0 for edema (ECHA) [Kl. score = 1]. Application of a 50% aqueous solution of citric acid to the skin of rabbits for 4 hours under occlusive conditions was non-irritating (ECHA) [Kl. score = 2].

Instillation of a 30% aqueous solution of citric acid into the eyes of rabbits produced well defined to moderate conjunctival irritation that did not fully resolve after the 14-day observation period. A 10% solution was associated with weak to moderate conjunctival effects, which resolved after 7 days (ECHA) [Kl. score = 2].

## **D. Sensitization**

No adequate studies were found to evaluate the sensitization potential of citric acid.

## **E. Repeated Dose Toxicity**

### Oral

Male rats were given 0, 1.2, 2.4, or 4.8% citric acid in their feed for 6 weeks. The daily intakes were reported to be 1,150, 2,260, or 4,670 mg/kg-day. The high-dose animals had mild blood and urine parameter changes and slight degeneration of the thymus gland and spleen. The NOAEL is 2.4% in the diet or 2,260 mg/kg-day (OECD, 2001a,b). [Kl. score = 4]

Rats were given 3% or 5% citric acid in their diet for two years. The estimated daily intakes were 1,200 and 2,000 mg/kg-day, respectively. A slight decrease in growth was reported in the 2% group, but no tissue abnormalities in the major organs. The NOAEL is 1,200 mg/kg-day (OECD, 2001a,b). [Kl. score = 4]

### Inhalation

No studies are available.

### Dermal

No studies are available.



## **F. Genotoxicity**

### In Vitro Studies

Citric acid was not mutagenic in bacterial reverse mutation assays with strains of *S. typhimurium* or *E. coli* with and without metabolic activation (OECD, 2001a,b; ECHA). [KI. score = 2]

Peripheral human lymphocytes were treated with 50 to 3,000 µg/ml citric acid. A statistically significant dose-dependent increase in the micronuclei was observed. In another set of studies by the same laboratory, there was a statistically significant and dose-related increase in the number of cells with aberrations, including sister chromatid unions. The study authors reported that the pH of the medium was unchanged (ECHA). [KI. score = 2]

### In Vivo Studies

Citric acid was not mutagenic in a dominant lethal assay when male rats were given either a single oral dose of citric acid (1.2 to 120 mg/kg) or a single oral dose on five consecutive days (300 to 3,500 mg/kg) (OECD 2001a,b) [KI. score = 2]. There were no increases in chromosomal aberrations in the bone marrow of rats given either a single oral dose of citric acid (1.2 to 120 mg/kg) or a single oral dose on five consecutive days (300 to 3,500 mg/kg) (ECHA) [KI. score = 2].

## **G. Carcinogenicity**

### Oral

There was no evidence of carcinogenicity in rats given 3% or 5% citric acid in feed (1,200 or 2,000 mg/kg/day, respectively) for two years (OECD, 2001a,b). [KI. score = 4]

## **H. Reproductive Toxicity**

In a non-standard repeat dose dietary study (duration and frequency not specified), 5% citric acid in feed did not affect either the number of young born to mice or rats or their subsequent survival up to the point of weaning (ECHA). [KI. score = 4]

## **I. Developmental Toxicity**

Pregnant female rats were dosed by oral gavage with 0, 2.95, 13.7, 63.6, or 295 mg/kg citric acid on GD 6-15. No maternal or developmental effects were noted. The NOAEL for maternal and developmental toxicity is 295 mg/kg-day, the highest dose tested (OECD, 2001a,b; ECHA). [KI. score = 2]

Pregnant female rats were dosed by oral gavage with 0, 2.41, 11.2, 52, or 241 mg/kg citric acid on GD 6-15. No maternal or developmental effects were noted. The NOAEL for maternal and developmental toxicity is 241 mg/kg-day, the highest dose tested (OECD, 2001a,b; ECHA). [KI. score = 2]

Pregnant female rabbits were dosed by oral gavage with 0, 4.25, 19.75, 91.70, or 425 mg/kg citric acid on GD 6-18. No maternal or developmental effects were noted. The NOAEL for maternal and developmental toxicity is 425 mg/kg-day, the highest dose tested (OECD, 2001a,b; ECHA). [KI. score = 2]



## V. DERIVATION OF TOXICOLOGICAL REFERENCE AND DRINKING WATER GUIDANCE VALUES

The toxicological reference values developed for citric acid follow the methodology discussed in enHealth (2012). The approach used to develop drinking water guidance values is described in the Australian Drinking Water Guidelines (ADWG, 2011).

### A. Non-Cancer

#### Oral

In a two-year dietary study, the only effect seen in rats fed either 3 or 5% citric acid (approx. 1,200 or 2,000 mg/kg-day) was a slight decrease in growth in the 5% dose group. In the absence of statistical analysis of the body weight gain data, a conservative approach was taken, and the 5% dose group was considered an LOAEL. The NOAEL of 3% citric acid in the diet (1,200 mg/kg-day) will be used for determining the oral reference dose (RfD) and the drinking water guidance value.

#### Oral Reference Dose (oral RfD)

$$\text{Oral RfD} = \text{NOAEL} / (\text{UF}_A \times \text{UF}_H \times \text{UF}_L \times \text{UF}_{\text{Sub}} \times \text{UF}_D)$$

Where:

$\text{UF}_A$  (interspecies variability) = 10

$\text{UF}_H$  (intraspecies variability) = 10

$\text{UF}_L$  (LOAEL to NOAEL) = 1

$\text{UF}_{\text{Sub}}$  (subchronic to chronic) = 1

$\text{UF}_D$  (database uncertainty) = 1

$$\text{Oral RfD} = 1,200 / (10 \times 10 \times 1 \times 1 \times 1) = 1,200 / 100 = \underline{12 \text{ mg/kg-day}}$$

#### Drinking water guidance value

$$\text{Drinking water guidance value} = (\text{animal dose}) \times (\text{human weight}) \times (\text{proportion of intake from water}) / (\text{volume of water consumed}) \times (\text{safety factor})$$

Using the oral RfD,

$$\text{Drinking water guidance value} = (\text{oral RfD}) \times (\text{human weight}) \times (\text{proportion of water consumed}) / (\text{volume of water consumed})$$

Where:

Human weight = 70 kg (ADWG, 2011)

Proportion of water consumed = 10% (ADWG, 2011)

Volume of water consumed = 2L (ADWG, 2011)

$$\text{Drinking water guidance value} = (12 \times 70 \times 0.1) / 2 = \underline{42 \text{ mg/L}}$$

### B. Cancer

Citric acid was not carcinogenic to rats in a chronic dietary study. Thus, no cancer reference value was derived.



## VI. HUMAN HEALTH HAZARD ASSESSMENT OF PHYSICO-CHEMICAL PROPERTIES

Citric acid does not exhibit the following physico-chemical properties:

- Explosivity
- Flammability
- Oxidizing potential

## VII. ENVIRONMENTAL HAZARD ASSESSMENT

### A. Summary

Citric acid is of low toxicity concern to aquatic organisms.

### B. Aquatic Toxicity

#### Acute Studies

The 48-hour LC<sub>50</sub> values in *Leuciscus idus melanotus* (golden orfe) from two separate laboratories were 440 mg/L and 760 mg/L (ECHA) [KI. scores = 2]. The 96-hour LC<sub>50</sub> in *Lepomis macrochirus* (fathead minnow) is >100 mg/L (ECHA) [KI. score = 2].

The 24-hour EC<sub>50</sub> in *Daphnia* is 85 mg/L in un-neutralized test solution and 1,535 mg/L in a neutralized solution (OECD, 2001a,b; ECHA). [KI. score = 2]

The 8-day toxicity threshold value (EC<sub>0</sub>) in *Scenedesmus quadricauda* is 640 mg/L (ECHA; OECD, 2001a,b). [KI. score = 2]

#### Chronic Studies

No studies are available.

### C. Terrestrial Toxicity

No studies are available.

### D. Calculation of PNEC

The PNEC calculations for citric acid follow the methodology discussed in DEWHA (2009).

#### PNEC water

Experimental results are available for three trophic levels. Acute E(L)C<sub>50</sub> values are available for only fish (440 mg/L) and *Daphnia* (1,535 mg/L, neutralized). On the basis that the data consist of short-term results from two trophic levels, an assessment factor of 1,000 has been applied to the lowest reported effect concentration of 440 mg/L for fish. The PNEC<sub>water</sub> is 0.44 mg/L.

#### PNEC sediment

There are no toxicity data for sediment-dwelling organisms. Therefore, the PNEC<sub>sed</sub> was calculated using the equilibrium partitioning method. The PNEC<sub>sed</sub> is 0.277 mg/kg wet weight.



The calculations are as follows:

$$\begin{aligned} \text{PNEC}_{\text{sed}} &= (K_{\text{sed-water}}/\text{BD}_{\text{sed}}) \times 1000 \times \text{PNEC}_{\text{water}} \\ &= (0.807/1280) \times 1000 \times 0.44 \\ &= 0.277 \end{aligned}$$

Where:

$K_{\text{sed-water}}$  = suspended matter-water partition coefficient ( $\text{m}^3/\text{m}^3$ )

$\text{BD}_{\text{sed}}$  = bulk density of sediment ( $\text{kg}/\text{m}^3$ ) = 1,280 [default]

$$\begin{aligned} K_{\text{sed-water}} &= 0.8 + [0.2 \times K_{\text{p}_{\text{sed}}}/1000 \times \text{BD}_{\text{solid}}] \\ &= 0.8 + [0.2 \times 0.014/1000 \times 2400] \\ &= 0.807 \end{aligned}$$

Where:

$K_{\text{p}_{\text{sed}}}$  = solid-water partition coefficient (L/kg).

$\text{BD}_{\text{solid}}$  = bulk density of the solid phase ( $\text{kg}/\text{m}^3$ ) = 2,400 [default]

$$\begin{aligned} K_{\text{p}_{\text{sed}}} &= K_{\text{oc}} \times f_{\text{oc}} \\ &= 0.3617 \times 0.04 \\ &= 0.014 \end{aligned}$$

Where:

$K_{\text{oc}}$  = organic carbon normalised distribution coefficient (L/kg). The  $K_{\text{oc}}$  for citric acid is estimated to be 0.3617 L/kg.

$f_{\text{oc}}$  = fraction of organic carbon suspended sediment = 0.04 [default].

### PNEC soil

There are no toxicity data for terrestrial or soil organisms. Therefore, the  $\text{PNEC}_{\text{soil}}$  was calculated using the equilibrium partitioning method. The  $\text{PNEC}_{\text{soil}}$  is 0.002 mg/kg soil dry weight.

The calculations are as follows:

$$\begin{aligned} \text{PNEC}_{\text{soil}} &= (K_{\text{p}_{\text{soil}}}/\text{BD}_{\text{soil}}) \times 1000 \times \text{PNEC}_{\text{water}} \\ &= (0.007/1500) \times 1000 \times 0.44 \\ &= 0.002 \end{aligned}$$

Where:

$K_{\text{p}_{\text{soil}}}$  = soil-water partition coefficient ( $\text{m}^3/\text{m}^3$ )

$\text{BD}_{\text{soil}}$  = bulk density of soil ( $\text{kg}/\text{m}^3$ ) = 1,500 [default]

$$\begin{aligned} K_{\text{p}_{\text{soil}}} &= K_{\text{oc}} \times f_{\text{oc}} \\ &= 0.3617 \times 0.02 \\ &= 0.007 \end{aligned}$$





Where:

$K_{oc}$  = organic carbon normalised distribution coefficient (L/kg). The  $K_{oc}$  for citric acid is estimated to be 0.3617 L/kg.

$F_{oc}$  = fraction of organic carbon in soil = 0.02 [default].

## VIII. PBT ASSESSMENT

The methodology for the Persistent, Bioaccumulative and Toxic (PBT) substances assessment is based on the Australian and EU Reach Criteria methodology (DEWHA, 2009, ECHA, 2008).

Citric acid is readily biodegradable; thus, it does not meet the screening criteria for persistence.

The log  $K_{ow}$  values for citric acid are -1.61 to -1.80. Thus, citric acid does not meet the screening criteria for bioaccumulation.

There are no adequate chronic aquatic toxicity studies on citric acid. The acute  $E(L)C_{50}$  values for citric acid are >1 mg/L in fish and invertebrates. Thus, it does not meet the screening criteria for toxicity.

The overall conclusion is that citric acid is not a PBT substance.

## IX. CLASSIFICATION AND LABELING

The information in this section is for a citric acid solution.

### A. Classification

Eye Irritant Category 2

### B. Labelling

Warning

### C. Pictogram



## X. SAFETY AND HANDLING

### A. FIRST AID

#### Eye Contact

In the case of contact, immediately flush eyes with plenty of water for at least 15 minutes. If symptoms persist, seek medical advice.



### Skin Contact

Wash thoroughly with soap and water.

### Inhalation

If inhaled, remove from area to fresh air. Get medical attention if respiratory irritation develops or if breathing becomes difficult.

### Ingestion

Rinse mouth with water and then drink plenty of water. Never give anything by mouth to an unconscious person. If symptoms develop, seek medical advice.

## **B. FIRE FIGHTING INFORMATION**

### Extinguishing Media

Water spray, carbon dioxide, foam, dry chemical.

### Specific Exposure Hazards

No data are available.

### Special Protective Equipment for Firefighters

Wear self-contained breathing apparatus.

## **C. ACCIDENTAL RELEASE MEASURES**

### Personal Precautions

Use appropriate protective equipment.

### Environmental Precautions

Prevent from entering sewers, waterways, or low areas.

### Steps to be Taken if Material is Released or Spilt

Pick up with absorbent material. Dispose of contaminated material as prescribed.

## **D. STORAGE AND HANDLING**

### General Handling

No special measures necessarily provided product is used correctly.

### Other Handling Precautions

Avoid eye and skin contact.



### Storage

Keep container tightly closed and in a dry and well-ventilated place. Keep in a cool place.

## **E. EXPOSURE CONTROLS / PERSONAL PROTECTION**

### Occupational Exposure Standards

Workplace Australia has not established an occupational exposure standard for citric acid.

### Engineering Controls

None

### Personal Protection Equipment

*Respiratory Protection:* Respiratory protection is not required.

*Hand Protection:* Chemical resistant protective gloves.

*Skin Protection:* Body protection must be chosen depending on activity and possible exposure.

*Eye protection:* Safety glasses with side-shields.

*Other Precautions:* Handle in accordance with good industrial hygiene and safety practice. Eyewash fountains and safety showers must be easily accessible.

## **F. TRANSPORT INFORMATION**

Citric acid is not considered hazardous for purposes of transportation by road or rail. An Australian Dangerous Goods Code is not required.

## **XI. DISPOSAL**

Disposal should be in accordance with all local, state, and federal regulations.

## **XII. REGULATORY INFORMATION**

Australian AICS Inventory: Listed.

## **XIII. REFERENCES**

ADWG (2011). National Water Quality Management Strategy. Australian Drinking Water Guidelines, Section 6, Australian Government, National Health and Medical Research Council, Natural Resource Management Ministerial Council.

Department of the Environment, Water, Heritage and the Arts [DEWHA] (2009). Environmental risk assessment guidance manual for industrial chemicals, Department of the Environment, Water, Heritage and the Arts, Commonwealth of Australia.



ECHA. ECHA REACH database: <http://echa.europa.eu/information-on-chemicals/registered-substances>

enHealth Human Risk Assessment [HHRA] (2012). Environmental Health Risk Assessment, Guidelines for Assessing Human Health Risks from Environmental Hazards. Office of Health Protection of the Australian Government Department of Health.

European Chemicals Agency [ECHA] (2008). Guidance on Information Requirements and Chemical Safety Assessment, Chapter R11: PBT Assessment, European Chemicals Agency, Helsinki, Finland.

Klimisch, H.J., Andreae, M., and Tillmann, U. (1997). A systematic approach for evaluating the quality of experimental and toxicological and ecotoxicological data. Regul. Toxicol. Pharmacol. 25:1-5.

OECD (2001a). IUCLID Data Set for Citric acid (CAS No. 77-92-9), UNEP Publications.

OECD (2001b). Screening Information Dataset (SIDS) Initial Assessment Report for Citric acid (CAS No. 77-92-9), UNEP Publications).

U.S. Environmental Protection Agency [EPA] (2016). EPISuite™ v. 4.11, United States Environmental Protection Agency, Office of Pollution Prevention and Toxics and Syracuse Research Corporation. Available at: <https://www.epa.gov/tsca-screening-tools/epi-suite-estimation-program-interface>.

#### **XIV. ACRONYMS AND GLOSSARY**

°C	degrees Celsius
ADWG	Australian Drinking Water Guidelines
DEWHA	Department of the Environment, Water, Heritage and the Arts
EC	effective concentration
ECHA	European Chemicals Agency
EU	European Union
GHS	Globally Harmonised System of Classification and Labelling of Chemicals
HHRA	enHealth Human Risk Assessment
HPV	High Production Volume
IUPAC	International Union of Pure and Applied Chemistry
KI	Klimisch scoring system
LOAEL	lowest observed adverse effect level
mg/kg	milligrams per kilogram
NOAEL	no observed adverse effect level
NOEC	no observed effective concentration
OECD	Organisation for Economic Co-operation and Development
PBT	Persistent, Bioaccumulative and Toxic



PNEC	Predicted No Effect Concentration
ppm	parts per million
REACH	Registration, Evaluation, Authorisation and Restriction of Chemicals
RfD	Reference Dose
SDS	Material Safety Data Sheet
SMILES	simplified molecular-input line-entry system
USEPA	United States Environmental Protection Agency
µm	micrometre



**1-PROPANAMINIUM, 3-AMINO-N-(CARBOXYMETHYL)-N,N-DIMETHYL-N-COCO ACYL DERIVS.,  
HYDROXIDES, INNER SALTS  
[COCOAMIDOPROPYL BETAINE]**

This dossier on 1-propanaminium, 2-amino-N-(carboxymethyl)-N,N-dimethyl-N-cocoalkyl [cocoamidopropyl betaine] does not represent an exhaustive or critical review of all available data. Rather, it presents the most critical studies pertinent to the risk assessment of cocoamidopropyl betaine in its use in water treatment systems. The majority of information presented in this dossier was obtained from the OECD-SIDS documents on alkylamidopropyl betaines, which includes cocoamidopropyl betaine (OECD, 2006; OECD, 2007), and from the ECHA database that provides information on chemicals that have been registered under the EU REACH (ECHA). Where possible, study quality was evaluated using the Klimisch scoring system (Klimisch *et al.*, 1997).

**I. SUBSTANCE IDENTIFICATION**

Chemical Name (IUPAC): 1-propanaminium, 3-amino-N-(carboxymethyl)-N,N-dimethyl-,N-coco acyl derivs., hydroxides, inner salts

CAS RN: 61789-40-0

Molecular formula (mean)\*:  $C_{12.8}H_{39.8}N_2O_3$  [OECD, 2007]

Molecular weight (mean)\*: ca. 355 g/mol [OECD, 2007]

Synonyms: 1-propanaminium, 3-amino-N-(carboxymethyl)-N,N-dimethyl-,N-coco acyl derivs., hydroxides, inner salts; 1-propanaminium, 3-amino-N-(carboxymethyl)-N,N-dimethyl,N-coco acyl derivs., hydroxides, inner salts; 1-propanaminium, 3-amino-N-(carboxymethyl)-N,N-dimethyl-,N-coco acyl derivs., inner salts; cocoamidopropyl betaine; cocoamido propyl betaine; cocoamidopropylbetaine; N-cocamidopropyl-dimethylglycine; coco amide propylbetaine; acetobetain, dimethyl-C12-18-acylamidopropyl-; (N-cocoamidopropyl)-N,N-dimethylglycin, hydroxide, inner salts

SMILES: O=C(NCCCN(CC(=O)O)(C)C)CCCCCCCCCCC for C12 fatty acid

\*The calculation of the molecular formula and weight is based on the typical alkyl chain length distribution:

C8: 7% (Caprylamidopropyl betaine)

C10: 6% (Capramidopropyl betaine)

C12: 51% (Lauramidopropyl betaine)

C14: 18% (Tetradecylamidopropyl betaine, Myristamidopropyl betaine)

C16: 8% (Palmitamidopropyl betaine)

C18: 10% (Stearamidopropyl betaine)



## II. PHYSICO-CHEMICAL PROPERTIES

**Table 1: Overview of the Physico-chemical Properties of Cocoamidopropyl Betaine**

Property	Value	Klimisch score	Reference
Physical state at 20°C and 101.3 kPa	Solid	2	ECHA
Melting point	283°C (calculated for C12 fatty acid; QSAR)	2	OECD, 2007; ECHA
Boiling point	651°C for C12 fatty acid (calculated; QSAR)	2	OECD, 2007; ECHA
Density	1.05 – 1.07 g/cm <sup>3</sup>	2	OECD, 2007
Vapor pressure	0 PA @ 25°C (calculated; QSAR)	2	OECD, 2007
Partition coefficient (log K <sub>ow</sub> )	-1.28 to -3.63 @ 25°C*	4	OECD, 2007
Water solubility	1.62-8,769 mg/L @ 25°C (calc.) ≥10 g/L @ 25°C (aq. soln, measured)	2	OECD, 2007
Flash point	>230°C	4	HERA, 2005
Auto flammability	Not auto-flammable	1	OECD, 2007

\*log Kow (C8) = -1.28; log Kow (C10) = -0.30; log Kow (C12) = 0.69; log Kow (C14) = 1.67; log Kow (C16) = 2.65; log Kow (C18) = 3.63.

## III. ENVIRONMENTAL FATE PROPERTIES

### A. Summary

Cocamidopropyl betaine is readily biodegradable; has a low potential to bioaccumulation; and is expected to have low-to-moderate adsorption to soil and sediment.

### B. Biodegradation

Cocamidopropyl betaine is readily biodegradable. In an OECD 301 D test, degradation was 84% after 30 days (ECHA) [Kl. score = 2]. In an OECD 301 E test, degradation was 90% and 100% after 14 and 28 days, respectively (ECHA) [Kl. score = 2]. In an OECD 301 B test, degradation was 84% and 99% after 7 and 28 days, respectively (ECHA) [Kl. score = 2].



## **C. Environmental Distribution**

### Adsorption/desorption

No experimental studies are available on cocamidopropyl betaine. Using KOCWIN v2.00, the  $K_{oc}$  value calculated by the MCI method for cocamidopropyl betaine with a C12 fatty acid side chain is 648 L/kg (ECHA) [Kl. score = 2].

## **D. Bioaccumulation**

No experimental studies are available on cocamidopropyl betaine. Using the QSAR model BCFBAF v3.01, the bioaccumulation factor (BCF) of cocamidopropyl betaine with a C12 fatty acid chain was estimated to be 70.8 L/kg (ECHA). Thus, the bioaccumulation potential of cocamidopropyl betaine is low (ECHA) [Kl. score = 2].

## **IV. HUMAN HEALTH HAZARD ASSESSMENT**

### **A. Summary**

The acute toxicity of cocamidopropyl betaine is low-to-moderate by the oral and dermal routes. An aqueous solution of 30% cocamidopropyl betaine is not irritating to the skin. The potential for eye irritation is dependent on the concentration of cocamidopropyl betaine: a 5-10% solution is slight-to-moderately irritating, while a 30% solution is severely irritating. Cocamidopropyl betaine has shown some skin sensitizing responses in both guinea pigs and humans; the response is thought to be due to impurities. Repeated dose toxicity studies in rats by the oral route have shown that cocamidopropyl betaine is irritating to the gastrointestinal tract, with no indication of any systemic effects up to 300 mg/kg-day. It is not genotoxic; and there was no indication of developmental toxicity in rats given cocamidopropyl betaine by the oral route.

### **B. Acute Toxicity**

The oral LD<sub>50</sub> values for cocoamidopropyl betaine are >1,500 mg/kg [Kl. scores = 1].

No acute inhalation studies are available on cocoamidopropyl betaine.

The dermal LD<sub>50</sub> value in rats for cocoamidopropyl betaine is >600 mg/kg (OECD, 2007) [Kl. score = 1].

### **C. Irritation**

Application of 0.5 g. of a 30-35% aqueous solution of cocoamidopropyl betaine to the skin of rabbits under semi-occlusive conditions were not irritating (OECD, 2007) [Kl. scores = 1].





There are several eye irritation studies conducted on cocamidopropyl betaine in rabbits. A 5-10% solution of cocamidopropyl betaine produced mild to moderate irritation to the eyes of rabbits, which were reversible; solutions containing 15% were irritating to highly irritating; and a 30% aqueous solution was irritating with irreversible damage (OECD, 2006; OECD, 2007 [KI. scores = 1 and 2]).

#### **D. Sensitization**

Two independent guinea pig maximization tests have been conducted on cocoamidopropyl betaine (OECD, 2006). There was no sensitization response in one test [KI. score = 2], and the second test gave ambiguous results [KI. score = 2]. The purity of the cocoamidopropyl betaine was not reported.

The sensitizing potential of cocoamidopropyl betaine in humans is low. Commercial cocoamidopropyl betaine may, however, contain impurities identified as sensitizers (amidoamine and/or 3-dimethylaminopropylamine) which may explain positive results in human patch tests. There is no evidence for a photosensitizing potential. In a guinea pig adjuvant study with less stringent test conditions, cocoamidopropyl betaine was not a skin sensitizer (OECD, 2006) [KI. score = 2]. A modified Draize sensitization test with guinea pigs also showed no sensitization response with cocoamidopropyl betaine (OECD, 2006; OECD, 2007) [KI. score = 2].

A few cases of sensitization in humans have been reported from the use of personal cleansing products containing cocoamidopropyl betaine. It is thought that these cases may have been due to impurities of cocoamidopropyl betaine, such as amidoamine and DMPA, that could be present in the formulations (OECD, 2006).

#### **E. Repeated Dose Toxicity**

##### Oral

Male and female SD rats were dosed by oral gavage with 0, 250, 500 or 1,000 mg/kg of a 30% aqueous solution of cocoamidopropyl betaine, 5 days/week for 28 days. The only treatment-related findings were forestomach lesions at the highest dose level, probably as a result of the irritant effect of the test substance. The NOAEL for systemic toxicity in this study is 1,000 mg/kg-day, which corresponds to 300 mg cocoamidopropyl betaine/kg-day (OECD, 2006; OECD, 2007) [KI. score = 2].

Male and female SD rats were dosed by oral gavage with 0, 250, 500 or 1,000 mg/kg of a 30% aqueous solution of cocoamidopropyl betaine, 5 days/week for 90 days. The only treatment-related findings were forestomach lesions at the 500 and 1,000 mg/kg dose levels, probably as a result of the irritant effect of the test substance. The NOAEL for systemic toxicity in this study is 1,000 mg/kg-day, which corresponds to 300 mg cocoamidopropyl betaine/kg-day (OECD, 2006; OECD, 2007) [KI. score = 2].



### Inhalation

No studies are available.

### Dermal

No studies are available.

## **F. Genotoxicity**

### *In Vitro* Studies

The results from in vitro genotoxicity studies on cocoamidopropyl betaine are presented in Table 2.

**Table 2: *In vitro* Genotoxicity Studies on Cocoamidopropyl Betaine**

Test System	Results*		Klimisch Score	Reference
	-S9	+S9		
Bacterial reverse mutation ( <i>S. typhimurium</i> strains)	-	-	1	OECD, 2007
Bacterial reverse mutation ( <i>S. typhimurium</i> strains)	-	-	1	OECD, 2007
Bacterial reverse mutation ( <i>S. typhimurium</i> strains)	-	-	1	OECD, 2007
Mammalian cell gene mutation (mouse lymphoma L5178Y cells)	-	-	4	OECD, 2007

\*+, positive; -, negative

### *In Vivo* Studies

Male and female OF1 mice were given intraperitoneal injections of 0, 20, or 200 mg/kg of a 27% solution of cocoamidopropyl betaine on two consecutive days. The frequency of micronucleated erythrocytes were similar in the bone marrow cells of the treated mice compared to that in the control mice (OECD, 2006; OECD, 2007) [Kl. score = 2].

## **G. Carcinogenicity**

No studies are available.



## H. Reproductive Toxicity

No studies are available.

## I. Developmental Toxicity

Pregnant female CD rats were dosed by oral gavage with 0, 330, 990, or 3,300 mg/kg of a 28.9% aqueous solution of cocoamidopropyl betaine on GD 5 to 19. The dams in the  $\geq 990$  mg/kg dose groups had reduced body weights and stomach ulcers. Embryotoxic effects (increased numbers of resorptions, decreased number of viable fetuses, decreased fetal body weight) were observed only in the 3,300 mg/kg dose group. The NOAEL for maternal toxicity was 330 mg/kg-day (corresponding to 95 mg cocoamidopropyl betaine/kg-day). The NOAEL for developmental toxicity was 990 mg/kg-day, which corresponds to 286 mg cocoamidopropyl betaine/kg-day (OECD, 2006; OECD, 2007) [KI. score = 1].

## V. DERIVATION OF TOXICOLOGICAL REFERENCE AND DRINKING WATER GUIDANCE VALUES

The toxicological reference values developed for cocamidopropyl betaine follow the methodology discussed in enHealth (2012). The approach used to develop drinking water guidance values is described in the Australian Drinking Water Guidelines (ADWG, 2011).

### A. Non-Cancer

#### Oral

In a 90-day rat oral study, there were no treatment-related effects associated with systemic toxicity at 300 mg/kg-day cocoamidopropyl betaine, the highest dose tested. The NOAEL of 300 mg/kg-day will be used for determining the oral Reference dose (RfD) and the drinking water guidance value.

#### *Oral Reference Dose (oral RfD)*

$$\text{Oral RfD} = \text{NOAEL} / (\text{UF}_A \times \text{UF}_H \times \text{UF}_L \times \text{UF}_{\text{Sub}} \times \text{UF}_D)$$

Where:

$\text{UF}_A$  (interspecies variability) = 10

$\text{UF}_H$  (intraspecies variability) = 10

$\text{UF}_L$  (LOAEL to NOAEL) = 1

$\text{UF}_{\text{Sub}}$  (subchronic to chronic) = 3

$\text{UF}_D$  (database uncertainty) = 1

$$\text{Oral RfD} = 300 / (10 \times 10 \times 1 \times 3 \times 1) = 300 / 300 = \underline{1 \text{ mg/kg-day}}$$



#### *Drinking water guidance value*

Drinking water guidance value = (animal dose) x (human weight) x (proportion of intake from water) / (volume of water consumed) x (safety factor)

Using the oral RfD,

Drinking water guidance value = (oral RfD) x (human weight) x (proportion of water consumed) / (volume of water consumed)

where:

Human weight = 70 kg (ADWG, 2011)

Proportion of water consumed = 10% (ADWG, 2011)

Volume of water consumed = 2L (ADWG, 2011)

Drinking water guidance value =  $(1 \times 70 \times 0.1)/2 = \underline{3.5 \text{ mg/L}}$

#### **B. Cancer**

There are no carcinogenicity studies on cocoamidopropyl betaine. Thus, a cancer reference value was not derived.

### **VI. HUMAN HEALTH HAZARD ASSESSMENT OF PHYSICO-CHEMICAL PROPERTIES**

Cocoamidopropyl betaine does not exhibit the following physico-chemical properties:

- Explosivity
- Flammability
- Oxidizing potential

### **VII. ENVIRONMENTAL HAZARD ASSESSMENT**

#### **A. Summary**

The acute and chronic toxicity of cocamidopropyl betaine is of moderate concern to aquatic life.

#### **B. Aquatic Toxicity**

##### Acute Studies

Table 3 lists the results of acute aquatic toxicity studies conducted on cocamidopropyl betaine.



**Table 3: Acute Aquatic Toxicity Studies on Cocamidopropyl Betaine**

Test Species	Endpoint	Results (mg/L)	Klimisch score	Reference
<i>Danio rerio</i>	96-hr LC <sub>50</sub>	2	2	ECHA
<i>Daphnia magna</i>	48-hr EC <sub>50</sub>	6.4	2	ECHA
<i>Desmodesmus subspicatus</i>	72-hr EC <sub>50</sub>	48 (growth)	4	ECHA

#### Chronic Studies

The 28-day NOEC for cocamidopropyl betaine in *Oncorhynchus mykiss* is 0.16 mg/L (ECHA) [KI. score = 4].

The 21-day NOEC for cocamidopropyl betaine in a *Daphnia* reproduction test is 0.9 mg/L (ECHA) [KI. score = 2].

#### **C. Terrestrial Toxicity**

No studies are available.

#### **D. Calculation of PNEC**

The PNEC calculations for cocamidopropyl betaine follow the methodology discussed in DEWHA (2009).

##### PNEC water

Experimental results are available for three trophic levels. Acute E(L)C<sub>50</sub> values are available for fish (2 mg/L), invertebrates (6.4 mg/L), and algae (48 mg/L). The NOEC values from chronic studies are available for fish (0.16 mg/L) and invertebrates (0.9 mg/L). On the basis that the data consists of acute studies from three trophic levels and chronic studies from two trophic levels, an assessment factor of 50 has been applied to the lowest reported NOEC value of 0.16 mg/L for fish. The PNEC<sub>aquatic</sub> is 0.0032 mg/L.

##### PNEC sediment

There are no toxicity data for sediment-dwelling organisms. Therefore, the PNEC<sub>sed</sub> was calculated using the equilibrium partitioning method. The PNEC<sub>sed</sub> is 0.033 mg/kg sediment wet weight.



The calculations are as follows:

$$\begin{aligned} \text{PNEC}_{\text{sed}} &= (K_{\text{sed-water}}/\text{BD}_{\text{sed}}) \times 1000 \times \text{PNEC}_{\text{water}} \\ &= (13.24/1280) \times 1000 \times 0.0032 \\ &= 0.033 \end{aligned}$$

Where:

$K_{\text{sed-water}}$  = suspended matter-water partition coefficient ( $\text{m}^3/\text{m}^3$ )

$\text{BD}_{\text{sed}}$  = bulk density of sediment ( $\text{kg}/\text{m}^3$ ) = 1,280 [default]

$$\begin{aligned} K_{\text{sed-water}} &= 0.8 + [(0.2 \times K_{\text{p}_{\text{sed}}})/1000 \times \text{BD}_{\text{solid}}] \\ &= 0.8 + [(0.2 \times 25.92/1000 \times 2400)] \\ &= 13.24 \end{aligned}$$

Where:

$K_{\text{p}_{\text{sed}}}$  = solid-water partition coefficient ( $\text{L}/\text{kg}$ ).

$\text{BD}_{\text{solid}}$  = bulk density of the solid phase ( $\text{kg}/\text{m}^3$ ) = 2,400 [default]

$$\begin{aligned} K_{\text{p}_{\text{sed}}} &= K_{\text{oc}} \times f_{\text{oc}} \\ &= 648 \times 0.04 \\ &= 25.92 \end{aligned}$$

Where:

$K_{\text{oc}}$  = organic carbon normalized distribution coefficient ( $\text{L}/\text{kg}$ ). The  $K_{\text{oc}}$  for cocamidopropyl betaine with a C12 fatty acid side chain calculated from KOCWIN v2.0 using the MCI method is 648  $\text{L}/\text{kg}$  (ECHA).

$f_{\text{oc}}$  = fraction of organic carbon in sediment = 0.04 [default].

### PNEC soil

There are no toxicity data for terrestrial or soil organisms. Therefore, the  $\text{PNEC}_{\text{soil}}$  was calculated using the equilibrium partitioning method. The  $\text{PNEC}_{\text{soil}}$  is 0.028 mg/kg soil dry weight.

The calculations are as follows:

$$\begin{aligned} \text{PNEC}_{\text{soil}} &= (K_{\text{p}_{\text{soil}}}/\text{BD}_{\text{soil}}) \times 1000 \times \text{PNEC}_{\text{water}} \\ &= (12.96/1500) \times 1000 \times 0.0032 \\ &= 0.028 \end{aligned}$$

Where:

$K_{\text{p}_{\text{soil}}}$  = soil-water partition coefficient ( $\text{m}^3/\text{m}^3$ )

$\text{BD}_{\text{soil}}$  = bulk density of soil ( $\text{kg}/\text{m}^3$ ) = 1,500 [default]

$$\begin{aligned} K_{\text{p}_{\text{soil}}} &= K_{\text{oc}} \times f_{\text{oc}} \\ &= 648 \times 0.02 \\ &= 12.96 \end{aligned}$$



Where:

$K_{oc}$  = organic carbon normalised distribution coefficient (L/kg). The  $K_{oc}$  for cocamidopropyl betaine with a C12 fatty acid side chain calculated from KOCWIN v2.0 using the MCI method is 648 L/kg (ECHA)  $F_{oc}$  = fraction of organic carbon in soil = 0.02 [default].

## VIII. PBT Assessment

The methodology for the Persistent, Bioaccumulative and Toxic (PBT) substances assessment is based on the Australian and EU Reach Criteria methodology (DEWHA, 2009; ECHA, 2008).

Cocamidopropyl betaine is readily biodegradable; thus, it does not meet the screening criteria for persistence.

Based on calculate BCF values of 70.8 L/kg, cocamidopropyl betaine does not meet the screening criteria for bioaccumulation.

The chronic toxicity data on cocamidopropyl betaine is >0.1 mg/L. The acute  $E(L)C_{50}$  values for cocamidopropyl betaine in fish, invertebrates, and algae are >1 mg/L. Thus, cocamidopropyl betaine does not meet the screening criteria for toxicity.

The overall conclusion is that cocamidopropyl betaine is not a PBT substance.

## IX. CLASSIFICATION AND LABELING

### A. Classification

Skin Irritant Category 2  
Eye Irritant Category 2  
Skin Sensitizer Category 1  
Aquatic Chronic Toxicity Category 3

### B. Labelling

Warning

### C. Pictogram





## **X. SAFETY AND HANDLING**

### **A. FIRST AID**

#### Eye Contact

Rinse immediately with plenty of running water. If easy to do, remove contact lenses. Get medical attention if symptoms persist.

#### Skin Contact

Wash with soap and water. Get medical attention if symptoms occur.

#### Inhalation

Treat symptomatically. Move to fresh air. Get medical attention if symptoms persist.

#### Ingestion

Rinse mouth with water. If material has been swallowed, give small quantities of water to drink. Do not induce vomiting. Never give anything by mouth to an unconscious person. Get medical attention if symptoms occur.

### **B. FIRE FIGHTING INFORMATION**

#### Extinguishing Media

Water spray, dry chemical, alcohol-resistant foam, carbon dioxide. Do not use water jet as an extinguisher, as this will spread the fire.

#### Specific Exposure Hazards

Fine dust clouds may form explosive mixtures with air. Emits toxic fumes under fire conditions. Depending on conditions, decomposition products may include: carbon dioxide, carbon monoxide, nitrogen oxides.

#### Special Protective Equipment for Firefighters

Self-contained breathing apparatus and full protective clothing must be worn in case of fire.

### **C. ACCIDENTAL RELEASE MEASURES**

#### Personal Precautions

Keep unnecessary personnel away. Keep people away from an upwind of spill or leak. Keep out of low areas. Wear appropriate personal protective equipment. Do not touch damaged containers or spilled material unless wearing appropriate protective clothing. Ensure adequate ventilation.

#### Environmental Precautions

Prevent entry into waterways, sewers, basements or confined areas.





#### Steps to be Taken if Material is Released or Spilled

Absorb spill with inert absorbent material, then place in a container for chemical waste. Large spills: dike the spilled material.

### **D. STORAGE AND HANDLING**

#### General Handling

Avoid contact with eyes. Provide adequate ventilation. Wear appropriate personal protective equipment. Observe good industrial hygiene practices.

#### Other Handling Precautions

Wash hands thoroughly after handling.

#### Storage

Store in original tightly closed container. Store away from incompatible materials (strong oxidizing agents, peroxides, phenol).

### **E. EXPOSURE CONTROLS / PERSONAL PROTECTION**

#### Occupational Exposure Standards

Workplace Australia has not established an occupational exposure standard for cocamidopropyl betaine.

#### Engineering Controls

Ensure adequate ventilation, especially in confined areas.

#### Personal Protection Equipment

##### *Respiratory Protection:*

In case of insufficient ventilation, wear suitable respiratory equipment.

##### *Hand Protection:*

For prolonged or repeated skin contact use suitable protective gloves.

##### *Skin Protection:*

Wear suitable protective clothing.

##### *Eye protection:*

Wear safety glasses with side shields (or goggles).

##### *Other Precautions:*

Handle in accordance with good industrial hygiene and safety practice. Eyewash fountains and safety showers must be easily accessible. Routinely wash work clothing and protective equipment to remove contaminants.



## **F. TRANSPORT INFORMATION**

Cocamidopropyl betaine is not considered hazardous for purposes of transportation by road or rail. An Australian Dangerous Goods code is not required.

## **XI. DISPOSAL**

Disposal should be in accordance with all local, state, and federal regulations.

## **XII. REGULATORY INFORMATION**

Australian AICS Inventory: Listed.

## **XIII. REFERENCES**

ADWG (2011). National Water Quality Management Strategy. Australian Drinking Water Guidelines, Section 6, Australian Government, National Health and Medical Research Council, Natural Resource Management Ministerial Council.

Department of the Environment, Water, Heritage and the Arts [DEWHA] (2009). Environmental risk assessment guidance manual for industrial chemicals, Department of the Environment, Water, Heritage and the Arts, Commonwealth of Australia.

ECHA. ECHA REACH database: <http://echa.europa.eu/information-on-chemicals/registered-substances>

enHealth Human Risk Assessment [HHRA] (2012). Environmental Health Risk Assessment, Guidelines for Assessing Human Health Risks from Environmental Hazards. Office of Health Protection of the Australian Government Department of Health.

European Chemicals Agency [ECHA] (2008). Guidance on Information Requirements and Chemical Safety Assessment, Chapter R11: PBT Assessment, European Chemicals Agency, Helsinki, Finland.

Klimisch, H.J., Andreae, M., and Tillmann, U. (1997). A systematic approach for evaluating the quality of experimental and toxicological and ecotoxicological data. Regul. Toxicol. Pharmacol. 25:1-5.

OECD (2006). SIDS Initial Assessment Report on Alkylamidopropyl betaines (Cocoamidopropyl betaine, Lauramidopropyl betain). Available at: [https://hqvchemicals.oecd.org/UI/SIDS\\_Details.aspx?id=F588B2B9-9862-45E3-804B-1E3113BC85EC](https://hqvchemicals.oecd.org/UI/SIDS_Details.aspx?id=F588B2B9-9862-45E3-804B-1E3113BC85EC).



OECD (2007). SIDS Dossier for 1-propanaminium, 3-amino-N-(carboxymethyl)-N,N-dimethyl-,N-coco acyl derivs., hydroxides, inner salts (CAS No. 61789-40-0). Available at:  
[https://hpvchemicals.oecd.org/UI/SIDS\\_Details.aspx?id=F588B2B9-9862-45E3-804B-1E3113BC85EC](https://hpvchemicals.oecd.org/UI/SIDS_Details.aspx?id=F588B2B9-9862-45E3-804B-1E3113BC85EC).



## ACRYLAMIDE/SODIUM ACRYLATE COPOLYMER

This dossier on acrylamide/sodium acrylate copolymer does not represent an exhaustive or critical review of all available data. Rather, it presents the most critical studies pertinent to the risk assessment of acrylamide/sodium acrylate copolymer in its use in drilling muds and hydraulic fracturing fluids. Where possible, study quality was evaluated using the Klimisch scoring system (Klimisch *et al.*, 1997).

### I. SUBSTANCE IDENTIFICATION

**Chemical Name:** 2-Propenoic acid, sodium salt, polymer with 2-propenamide

**CAS RN:** 25085-02-3

**Molecular formula:** (C<sub>3</sub>H<sub>5</sub>NO.C<sub>3</sub>H<sub>4</sub>O<sub>2</sub>.NA)<sub>x</sub>-

**Molecular weight:** No information is available. Based on the type and intended use of the copolymer, the molecular weight would likely range from 100,000 to >3,000,000 daltons (Hamilton *et al.*, 1997).

**Synonyms:** Acrylamide/sodium acrylate copolymer; 2-propenamide, polymer with 2-propenoic acid, sodium salt; 2-propenoic acid, sodium salt, polymer with 2-propenamide; 2-Propenamide-sodium 2 propenoate copolymer; sodium acrylate acrylamide polymer; sodium acrylate-acrylamide copolymer

**SMILES:** Not applicable.

### II. PHYSICO-CHEMICAL PROPERTIES

No information is available.

### III. ENVIRONMENTAL FATE PROPERTIES

No studies are available. The acrylamide/sodium acrylate copolymer is not expected to be readily biodegradable. The physico-chemical properties of the copolymer would preclude it from undergoing significant biodegradation (Guiney *et al.*, 1997). Biodegradation is limited due to the very high molecular weight and the low water solubility of the copolymer. The copolymer will likely bind tightly to organic matter found within soils and sediments (Guiney *et al.*, 1997). The copolymer is not expected to bioaccumulate because of its poor water solubility and high molecular weight.

### IV. HUMAN HEALTH HAZARD ASSESSMENT

No studies are available.

### V. DERIVATION OF TOXICOLOGICAL REFERENCE AND DRINKING WATER GUIDANCE VALUES

NICNAS has assessed acrylamide/sodium acrylate copolymer in an IMAP Tier 1 assessment and considers it a “polymer identified as a low concern to human health by application of expert validated rules<sup>1</sup>.”

---

<sup>1</sup> [https://www.nicnas.gov.au/chemical-information/imap-assessments/imap-assessments/tier-i-human-health-assessments#cas-A\\_25085-02-3](https://www.nicnas.gov.au/chemical-information/imap-assessments/imap-assessments/tier-i-human-health-assessments#cas-A_25085-02-3)



## **VI. HUMAN HEALTH HAZARD ASSESSMENT OF PHYSICO-CHEMICAL PROPERTIES**

Acrylamide/sodium acrylate copolymer does not exhibit the following physico-chemical properties:

- Explosivity
- Flammability
- Oxidising potential.

## **VII. ENVIRONMENTAL HAZARD ASSESSMENT**

No studies are available. Acrylamide/sodium acrylate copolymer is expected to be a low concern for toxicity to aquatic organisms (Guiney *et al.*, 1997). Due to its poor solubility and high molecular weight, it is not expected to be bioavailable. It does not contain any reactive functional groups (*i.e.*, cationic groups).

### **A. Calculation of PNEC**

No PNEC values were calculated.

## **VIII. PBT ASSESSMENT**

The methodology for the Persistent, Bioaccumulative and Toxic (PBT) substances assessment is based on the Australian and EU Reach Criteria methodology (DEWHA, 2009; ECHA, 2008).

Acrylamide/sodium acrylate copolymer is not readily biodegradable; thus it meets the screening criteria for persistence.

Acrylamide/sodium acrylate copolymer is expected to have a very high molecular weight and poor water solubility. It is not expected to be bioavailable. Thus this copolymer does not meet the criteria for bioaccumulation.

There are no aquatic toxicity studies on acrylamide/sodium acrylate copolymer. It is expected to have low concern for aquatic toxicity because of its very high molecular weight and poor water solubility. Thus the copolymer does not meet the criteria for toxicity.

The overall conclusion is that acrylamide/sodium acrylate copolymer is not a PBT substance.

## **IX. CLASSIFICATION AND LABELLING**

### **A. Classification**

Not classified.

### **B. Labelling**

No signal word.

### **C. Pictograms**

None.



## **X. SAFETY AND HANDLING**

### **A. First Aid**

#### Eye Contact

In case of contact, immediately flush eyes with plenty of water for at least 5 minutes. If symptoms persist, seek medical advice.

#### Skin Contact

Wash thoroughly with soap and water.

#### Inhalation

If inhaled, remove from area to fresh air. Get medical attention if respiratory irritation develops or if breathing becomes difficult.

#### Ingestion

Rinse mouth with water and then drink plenty of water. Never give anything by mouth to an unconscious person. If symptoms develop, seek medical advice.

### **B. Fire Fighting Information**

#### Extinguishing Media

Water fog, carbon dioxide, foam, dry chemical.

#### Specific Exposure Hazards

Burning produces harmful and toxic fumes. Heat from fire may melt, decompose polymer, and generate flammable vapors. Combustion products may include: Nitrogen oxides, carbon monoxide, carbon dioxide, and unburned hydrocarbons (smoke). Dust can accumulate static charges which can cause an incendiary electrical discharge. Fine dust dispersed in air in sufficient concentrations, and in the presence of an ignition source, is a potential dust explosion hazard.

#### Special Protective Equipment for Firefighters

Wear self-contained breathing apparatus.

### **C. Accidental Release Measures**

#### Personal Precautions

Use appropriate protective equipment. Potential combustible dust hazard. Avoid generating dust. Creates dangerous slipping hazard on any hard smooth surface.

#### Environmental Precautions

Prevent from entering sewers, waterways, or low areas.



## Steps to be Taken if Material is Released or Spilled

Scoop up and remove.

### **D. Storage and Handling**

#### General Handling

Avoid dust accumulation in enclosed space. Avoid generating dust; fine dust dispersed in air in sufficient concentrations, and in the presence of an ignition source is a potential dust explosion hazard. Electrostatic charge may build up during handling. Equipment, container and metal containers should be grounded and bonded.

#### Storage

Keep container tightly closed and in a dry and well-ventilated place. Keep in a cool place. Use adequate ventilation to avoid excessive dust accumulation. Store away from excessive heat and away from strong oxidizing agents. Take measures to prevent the build up of electrostatic charge.

### **E. Exposure Controls / Personal Protection**

#### Occupational Exposure Standards

Workplace Australia has not established an occupational exposure limit for acrylamide/sodium acrylate copolymer.

#### Engineering Controls

Use in a well-ventilated area. Avoid creating dust. Take precautionary measures against static charge.

#### Personal Protection Equipment

*Respiratory Protection:* Not normally needed; however, if significant exposures are possible, then the following respirator is recommended: <sup>[1]</sup><sub>[SEP]</sub> Dust/mist respirator.

*Hand Protection:* Normal work gloves

*Skin Protection:* Normal work coveralls

*Eye protection:* Wear safety glasses or goggles to protect against exposure.

*Other Precautions:* Handle in accordance with good industrial hygiene and safety practice. Eyewash fountains and safety showers must be easily accessible.

### **F. Transport Information**

Acrylamide/sodium acrylate copolymer is not considered hazardous for purposes of transportation by road or rail. An Australian Dangerous Goods code is not required.



## **XI. DISPOSAL**

Disposal should be in accordance with all local, state and federal regulations.

## **XII. REGULATORY INFORMATION**

Australian AICS Inventory: Listed.

## **XIII. REFERENCES**

Department of the Environment, Water, Heritage and the Arts (DEWHA). (2009). Environmental risk assessment guidance manual for industrial chemicals, Department of the Environment, Water, Heritage and the Arts, Commonwealth of Australia.

European Chemicals Agency (ECHA). (2008). Guidance on Information Requirements and Chemical Safety Assessment, Chapter R11: PBT Assessment, European Chemicals Agency, Helsinki, Finland.

Guiney, P. D., McLaughlin, J. E., Hamilton, J. D., and Reinert, K. H. (1997). Dispersion Polymers. In: Ecological Assessment of Polymers Strategies for Product Stewardship and Regulatory Programs (Hamilton, J.D. and Sutcliffe, R. eds.), pp. 147-165, Van Nostrand Reinhold.

Hamilton, J. D., Vasconcellos, S. R., and Keener, R. L. (1997). Introduction. In: Ecological Assessment of Polymers Strategies for Product Stewardship and Regulatory Programs (Hamilton, J.D. and Sutcliffe, R. eds.), pp. 3-15, Van Nostrand Reinhold.

Klimisch, H. J., Andreae, M., and Tillmann, U. (1997). A systematic approach for evaluating the quality of experimental and toxicological and ecotoxicological data. Regul. Toxicol Pharmacol. 25:1-5.

## **XIV. ACRONYMS AND GLOSSARY**

AICS	Australian Inventory of Chemical Substances
DEWHA	Department of the Environment, Water, Heritage and the Arts
ECHA	European Chemicals Agency
EU	European Union
GHS	Globally Harmonised System of Classification and Labelling of Chemicals
NICNAS	The National Industrial Chemicals Notification and Assessment Scheme
PBT	Persistent, Bioaccumulative and Toxic
SDS	Safety Data Sheet
SMILES	simplified molecular-input line-entry system





## CROTONALDEHYDE

This dossier on crotonaldehyde does not represent an exhaustive or critical review of all available data. Rather, it presents the most critical studies pertinent to the risk assessment of crotonaldehyde in its use in drilling muds and hydraulic fracturing fluids. The information presented in this dossier was obtained from the ECHA database that provides information on chemicals that have been registered under the EU REACH (ECHA). Where possible, study quality was evaluated using the Klimisch scoring system (Klimisch *et al.*, 1997).

### I. SUBSTANCE IDENTIFICATION

Chemical Name (IUPAC): (2E)-but-2-enal

CAS RN: 4170-30-3

Molecular formula: C<sub>4</sub>H<sub>6</sub>O

Molecular weight: 70.091

Synonyms: Crotonaldehyde, Crotonic aldehyde,  $\beta$ -Methacrolein,  $\beta$ -Methyl acrolein, 2-butenal, Propylene aldehyde

SMILES: C/C=C/C=O

### II. PHYSICO-CHEMICAL PROPERTIES

**Table 1: Overview of the Physico-chemical Properties of Crotonaldehyde**

Property	Value	Klimisch score	Reference
Physical state at 20°C and 101.3 kPa	Water-white to straw-colored liquid with a pungent odor.	2	ECHA
Melting point	-76°C	2	ECHA
Boiling point	102.2°C	2	ECHA
Density	0.852 g/cm <sup>3</sup> @ 20°C	2	ECHA
Vapor pressure	40 hPa @ 25°C	2	ECHA
Partition coefficient (log K <sub>ow</sub> )	0.6 (QSAR)	2	EPA, 2019



Property	Value	Klimisch score	Reference
Water solubility	181 g/L @ 20°C	2	ECHA
Flash point	13°C	2	ECHA
Auto flammability	165°C	1	ECHA
Flammability	Highly flammable	-	ECHA

### III. ENVIRONMENTAL FATE PROPERTIES

#### A. Summary

“In two supporting studies on inherent biodegradability, an inherent biodegradability could be shown. However, it is stated in both reports that the elimination could also be related to volatility of the substance and not only to biodegradation. Only in one study, it could be shown by BOD-determination that the test substance was in fact biodegraded.” (ECHA)

“Distribution modelling suggests an environmental distribution of crotonaldehyde mainly in soil and water with a low potential of adsorption to soil particles and a medium potential of reaching the air via volatilization from the water surface.” (ECHA)

“The substance crotonaldehyde was predicted to have a soil sorption coefficient (Koc) of 10.66 L/kg, corresponding to a log Koc of 1.0277.” (ECHA)

“Based on the modelled data it can be shown that the main parts of crotonaldehyde are distributed in soil and water. Only a small part can be found in the air, whereas the distribution in the sediment is negligible.” (ECHA)

#### B. Biodegradation

Crotonaldehyde is readily biodegradable but failing the 10-day window.

In an EPA OTS 796.3200 ready biodegradability: closed bottle test, degradation was 32% after 5 days, 45% after 15 days, and 55% after 28 days (ECHA) [Kl. score = 2].

In an inherent biodegradation test (DIN 38 412 part 25, early draft), degradation was 78% after 5 days, 83% after 10 days, and 94% after 15 days. The COD was 2,060 mg O<sub>2</sub>/g test material; the BOD<sub>5</sub> was 320 mgO<sub>2</sub>/ g test material; and the BOD<sub>5</sub>\*100/COD was 15.5% (ECHA) [Kl. score = 2].

In an OECD 301 C (MITI-I) test, degradation was >80% with or without adjustment of the pH to 7.0 at Day 1 of culturing (ECHA) [Kl. score = 2].



In an OECD 301 E test, degradation was 22% after 7 days, 24% after 21 days, and 30% after 28 days (ECHA) [Kl. score = 2].

In an OECD 302 test, degradation was 90% after 19 days. However, similar values were seen in the abiotic control, probably due to the volatilization of the test material (ECHA) [Kl. score = 2].

### **C. Environmental Distribution**

#### **Adsorption/desorption**

No experimental data are available for crotonaldehyde. Using KOCWIN in EPISUITE™ (EPA, 2019), the estimated  $K_{oc}$  value from  $\log K_{ow}$  is 10.66 L/kg. The estimated  $K_{oc}$  value from the molecular connectivity index (MCI) is 1.793 L/kg.

### **D. Bioaccumulation**

There are no bioaccumulation studies on crotonaldehyde. Crotonaldehyde is not expected to bioaccumulate based on a  $\log K_{ow}$  of 0.6 (EPA, 2019).

## **IV. HUMAN HEALTH HAZARD ASSESSMENT**

### **A. Summary**

Crotonaldehyde is an acutely toxic compound by oral, dermal and inhalation routes of exposure; it readily penetrates skin and may induce systemic toxicity. Inhalation may induce neurotoxicity. The substance is considered an irritant and/or corrosive to the respiratory tract, skin and eyes. Crotonaldehyde is considered very toxic to the respiratory tract, and the damage caused in one study was found to be non-reversible.

The following sections detail the available and relevant literature on the toxicity of crotonaldehyde. The information described below was obtained from NICNAS IMAP if available and the ECHA database. Please refer to those information sources for the studies referenced therein.

### **B. Acute Toxicity**

#### **Oral**

The chemicals are classified as hazardous with the risk phrase 'Toxic if swallowed' (T; R25) in HSIS (Safe Work Australia).



Based on a limited number of test results, the chemical has high acute oral toxicity in rats and mice. The median lethal dose (LD50) is 174–300 mg/kg bw in rats and 104–240 mg/kg bw in mice (CICAD, 2008; SCOEL, 2013; MAK, 2012). In an acute oral toxicity fixed dose study (conducted similarly to the Organisation for Economic Cooperation and Development (OECD) Test Guideline (TG) 420), male and female Sprague Dawley (SD) rats (5 animals/group) were administered the chemical by gavage at doses of 64.5, 107.5, 180, 300 and 500 mg/kg bw and observed for 14 days. Within 24 hours post-treatment, there were 27 out of 50 mortalities, including all animals in the 300 and 500 mg/kg bw groups and 7/10 deaths in the 180 mg/kg bw group. Observed sublethal effects for the surviving animals included lethargy, salivation, changes in motor activity and lacrimation. The LD50 was determined to be 174 mg/kg bw (REACH).

#### Dermal

The chemicals are classified as hazardous with the risk phrase 'Toxic in contact with skin' (T; R24) in HSIS (Safe Work Australia). The available data (rabbit: LD50 128–380 mg/kg bw; guinea pig: 26 mg/kg bw) support this classification (CICAD, 2008; NIOSH, 1979). Reported signs of toxicity include local effects such as necrosis, oedema, erythema and congestion of capillaries, as well as damage to internal organs (REACH). The low LD50 values in two different animal species indicate that the chemical readily penetrates the skin and may induce systemic toxicity.

#### Inhalation

The chemicals are classified as hazardous with the risk phrase 'Very toxic by inhalation' (T+; R26) in HSIS (Safe Work Australia). The available data (median lethal concentration for 4 hours (LC50) 69–120 ppm, equivalent to 0.19–0.34 mg/litre/4h) support this classification (SCOEL, 2013; REACH). Reported signs of toxicity include irritation and neurotoxicity. Examination of the deceased animals revealed haemorrhagic rhinitis, proliferative lesions in the bronchioles, pulmonary congestion and pulmonary oedema as well as haemorrhages of the lung, liver, heart and kidneys (SCOEL, 2013).

### **C. Irritation**

#### Respiratory Irritation

The chemicals are classified as hazardous with the risk phrase 'Irritating to respiratory system' (Xi; R37) in HSIS (Safe Work Australia). In a non-guideline study, sensory irritation was quantified by measuring respiratory rate depression upon exposure of B6C3F1 mice to the chemical. The animals were sealed in an airtight vessel and exposed to 5 different concentrations for 10 minutes. The dose resulting in a 50% decrease in respiratory rate (RD50) was determined to be 4.88 ppm. Little or no recovery was reported (REACH).

The chemicals 2-butenal and acrolein (which are the most abundant  $\alpha,\beta$ -unsaturated aldehydes in cigarette smoke) were also demonstrated to elicit neurogenic inflammatory responses in the airways of guinea pigs exposed to the individual chemicals and cigarette smoke extract itself (Andre et al., 2008).



### Skin Irritation

The chemicals are classified as hazardous with the risk phrase 'Irritating to skin' (Xi; R38) in HSIS (Safe Work Australia). Several available study reports suggest that the chemicals may be corrosive. However, the older studies on which this was based contained methodological deficiencies and were not conducted according to OECD test guidelines. An EU harmonised classification concluded that the chemical was a skin irritant after consideration of the available data. In the absence of further reliable information, amendment of the existing classification is not warranted.

In a non-guideline study, 0.5 mL of undiluted 2-butenal was applied to the abraded and non-abraded skin of rabbits under occlusive conditions. The test substance was allowed to remain on the skin for 4 hours, then signs of irritation or corrosivity were recorded at 4, 24 and 72 hours after exposure and scored on a graded scale of 0–4. The chemical was classified as corrosive to rabbit skin, with maximum scoring attained. No description of the severity and type of skin effects are reported (REACH).

In another non-guideline study, undiluted chemical on intact rabbit skin for 15 minutes produced severe erythema and oedema after 5–9 hours. Hyperaemia appeared immediately after the skin came into contact with the chemical. After 2–3 days desquamation began, the skin became covered with serous crusts and regions of ulceration were seen. Symptoms on the exposed areas persisted for 12–15 days, then gradually healed towards the end of the observation period (2 months). After 15–17 days, partial detachment of necrotised regions of the ear or complete detachment of its distal portion were observed (ECHA). The study results indicated that the chemical was corrosive to rabbit skin.

### Eye Irritation

The chemicals are classified as hazardous with the risk phrase 'Risk of serious damage to eyes' (Xi; R41) in HSIS (Safe Work Australia). The available data support this classification.

In an eye irritation study, the chemical was found to cause serious damage to rabbit eyes with volumes of 0.001–0.5 mL of undiluted 2-butenal applied to the cornea. After 24 hours, the observed eye irritation was described as being equal to that of acetic anhydride, which is corrosive. No reversibility data were reported (REACH).

### **D. Sensitization**

The chemical was not demonstrated to be sensitising in a dose-dependent contact hypersensitivity test in female B6C3F1 mice. The concentrations of 2-butenal ranged from 0.3 % to 3.0 % in a solution of acetone in olive oil (4:1) for sensitisation and 10 % for the challenge. The mice received 20 µL of the chemical directly on prepared skin for 5 consecutive days. The chemical 2,4-Dinitrofluorobenzene (0.5 % dose) was used as a positive control (REACH; NTP, 1989).



## **E. Repeated Dose Toxicity**

### **Oral**

The chemicals are classified as hazardous with the risk phrase 'Danger of serious damage to health by prolonged exposure if swallowed' (Xn; R48/22) in HSIS (Safe Work Australia). While the data are limited, the available data support this classification.

In a 14-day repeated dose oral toxicity study, groups of male and female SD albino rats were administered the chemical in feed at doses of 0, 22, 44, 88 and 175 mg/kg bw/day. No mortality was observed during the study and no evidence of treatment-related toxicity was observed in any of the parameters examined (REACH).

In a 90-day study, rats and mice (10 animals/sex/group) were gavaged with the chemical in doses of 0, 2.5, 5, 10, 20 and 40 mg/kg bw/day for 5 days/week for 13 weeks (REACH; SCOEL, 2013). There were dose-related increases in mortality and in inflammation of the nasal cavity in rats (but not in mice) at doses of 5 mg/kg bw/day and above, with a no observable adverse effect level (NOAEL) of 2.5 mg/kg bw/day established. Lesions of the forestomach were produced in rats at doses of 10 mg/kg bw/day and above (dose-related) and in mice of the highest dose group. However, these data were only presented in a journal abstract and no other details were provided.

In a chronic study, 23–27 male rats were exposed for 113 weeks to the chemical in the drinking water at concentrations of 0, 0.6 and 6 mmol/L (equivalent to 0, 7.3 and 53.9 mg/kg bw/day). The higher dose resulted in reduced body weight gain, while survival was not affected. Nearly half of the high-dose animals had moderate to severe non-neoplastic liver lesions (fatty metamorphosis, focal necrosis, fibrosis and cholestasis) and all the remaining animals (high and low dose) developed liver cell foci (Chung et al, 1986; SCOEL, 2013).

### **Dermal**

Reliable animal studies on the effects of repeated dermal exposure were not available (SCOEL, 2013).

### **Inhalation**

Reliable animal studies are not available (SCOEL, 2013; CICAD, 2008).

In a non-guideline study, rats were continuously exposed to 1.2 mg/m<sup>3</sup> of 2-butenal for 3 months. Changes in motor activity and blood haemoglobin levels were observed. However, as no pathology or histology studies were undertaken, the data were insufficient to judge the applicability of these results (REACH).



## F. Genotoxicity

### In Vitro Studies

The chemical 2-butenal has been found to bind to DNA and induce DNA-protein cross-links in vitro via Michael addition. In a non-guideline study, DNA adducts were observed in calf thymus DNA treated with 1.0 mM solution of the chemical, either directly or with metabolic activation. The adducts that formed were identified as cyclic 1,N2-propanodeoxyguanosine (REACH). Adducts were also formed in CHO cells (REACH). 'Both the 1- and N2 positions of guanine are involved in base-pairing, hence the presence of the cyclic adduct may lead to mutations' (IARC, 1995).

In an Ames test conducted similarly to OECD TG 471, 2-butenal was tested at 0.05–0.4 µL per plate for point mutations against *Salmonella typhimurium* strains TA 98, 100, 1535, 1537 and 1538 with or without S9 metabolic activation. The chemical had no mutagenic activity in any of the strains tested using the plate incorporation method. However, when a preincubation method was employed, it was mutagenic in *S. typhimurium* strain TA 100 with and without metabolic activation (REACH; IARC, 1995).

In another Ames test, 2-butenal was tested in *S. typhimurium* strains TA 102 and 104 with and without metabolic activation at concentrations of 0.075–1.4 µmol per plate. Using the preincubation method, the chemical was positive for mutagenicity in TA 104 without metabolic activation and negative in TA 102 (REACH; IARC, 1995).

In a non-guideline intrasanguineous mouse host-mediated assay, 2-butenal was administered orally (gavage) to CD-1 mice (0.009–0.094 mg/kg bw) during simultaneous intravenous injection of *S. typhimurium* TA 100. The chemical was found to be mutagenic, with a three-fold increase in revertants of TA 100 recovered from mouse blood compared to the control, at a dose of 0.032 mg/kg bw (REACH; CICAD, 2008; MAK, 2012).

In a sister chromatid exchange assay in mammalian cells conducted similarly to OECD TG 479, 2-butenal was tested in Chinese hamster ovary (CHO) cells. The results were positive from 0.5 µg/mL and above without activation (dose range tested: 0.16–1.6 µg/mL), and positive from 1.6 µg/mL with S9 metabolic activation (dose range tested: 1.6–160 µg/mL) (REACH). Positive results were also observed in other sister chromatid exchange studies carried out on human blood lymphocytes and lymphoblastoid Namalva cells (REACH).

In a mammalian chromosome aberration assay conducted similarly to OECD TG 473, 2-butenal was tested in CHO cells with positive results from 1.6 µg/mL onwards without metabolic activation (dose range tested: 0.5–5 µg/mL) and positive at the highest dose tested (16 µg/mL) with S9 metabolic activation (dose range tested: 1.6–16 µg/mL) (REACH). In another chromosome aberration study in human blood lymphocytes and lymphoblastoid Namalva cells (dose range tested: 5–250 µM), increased micronuclei



were observed from 200  $\mu$ M and above for lymphocytes, and from 100  $\mu$ M and above for Namalva cells (REACH).

In a SOS-Chromotest, DNA repair functions were induced in *Escherichia coli* PQ37 using ethanol as a solvent instead of dimethyl sulfoxide (DMSO). A weak SOS result was obtained using the *S. typhimurium* strain TA1535/pSK1002 without metabolic activation (IARC, 1995; SCOEL, 2013; CICAD, 2008).

The chemical 2-butenal has been tested for mutagenic activity in several other in vitro assays, including DNA damage and repair assays in mammalian and bacterial cells. Positive results were obtained in primary rat epithelial cells (stomach and colon). However, in a test conducted similarly to OECD TG 482, no unscheduled DNA synthesis was observed in a single DNA repair test in rat hepatocytes (REACH).

#### *In Vivo Studies*

In a study conducted similarly to OECD TG 475, chromosomal aberrations were observed in mouse bone marrow cells after 12 hours when the animals were administered a single dose of the chemical (8, 16, 32, or 200  $\mu$ L/kg bw) by i.p. injection (REACH).

In a non-guideline study, 2-butenal was found to covalently bind to DNA and form cyclic DNA adducts in the dermis of Sencar mouse skin after topical application of the chemical (total dose 1.4 mmol, 98 mg) five times per week for three weeks (IARC, 1995; MAK, 2012). No background adducts were found in the skin of untreated mice. Systemic availability of the chemical was demonstrated by increased numbers of DNA adducts in the liver, lung and kidneys of rats after administration of 2-butenal at high doses via gavage (IARC, 1995; MAK, 2012).

In a study conducted similarly to OECD TG 477, sex-linked recessive lethal mutations and reciprocal translocations were induced in *D. melanogaster* injected with a single dose of 2-butenal at 3500 ppm (IARC, 1995; REACH). In another study, 2-butenal (4000 ppm) was administered to *D. melanogaster* via oral feeding, although the chemical was not found to be mutagenic after three days.

In a study conducted similarly to OECD TG 483, 2-butenal induced chromosomal damage in the spermatogonia of mice after oral administration in drinking-water or by i.p. injection. Special meiotic anomalies, such as degenerated cell nuclei, multispindle cells, polyploids and sperm anomalies were observed. However, no positive and negative controls were reported, rendering this study inadequate for the evaluation of germ cell mutagenicity (IARC, 1995; MAK, 2012; REACH). In another study conducted similarly to OECD TG 478, dominant lethal frequencies increased with dose (8, 16 or 32  $\mu$ L/kg bw) in a mouse study following i.p. administration (REACH).





### **G. Carcinogenicity**

The International Agency for Research on Cancer (IARC) has classified the chemical as 'Not classifiable as to its carcinogenicity to humans' (Group 3) (IARC, 1995) based on inadequate evidence for carcinogenicity in humans and animals.

In a single, non-guideline study, the trans isomer (E-2-butenal, CAS No. 123-73-9) was administered to male Fischer 344 (F344) rats (23–27 animals/group) in drinking water at 0, 0.6 or 6.0 mM (equivalent to 0, 7.3 and 53.9 mg/kg bw/day) for 113 weeks (Chung et al., 1986). There were statistically significant increases in the incidence of hepatocellular neoplasms (including neoplastic nodules and hepatocellular carcinomas) in the low dose group. The incidences were 0/23, 9/27 and 1/23 in the control, low- and high-dose groups, respectively. The incidences of hepatocellular carcinomas alone were 0/23, 2/27 and 0/23, respectively. The incidences of enzyme-altered liver foci, which are considered precursors of neoplasms, were 1/23, 23/27 and 13/23 in the control, low- and high-dose groups, respectively. The increased incidences in both the low- and high-dose groups were statistically significant relative to controls. The lower incidence of neoplastic and preneoplastic lesions at the higher dose compared with the higher dose was not explained. However, the study was only carried out on a single sex and only using two doses. In addition, the incidence of tumours did not appear to be dose-related (IARC; Chung et al., 1986).

### **H. Reproductive and Developmental Toxicity**

In a one-generation reproductive toxicity study, no reproductive effects were seen at the doses tested. The available information does not meet the criteria for hazard classification in regards to reproductive toxicity.

In a one-generation reproductive toxicity study carried out similarly to OECD TG 415, male and female F344 rats were treated with the chemical (0, 2.5, 5 and 10 mg/kg bw/day) by gavage daily until sacrifice. Males were dosed for 61 days prior to breeding, and females were dosed 31 days prior to breeding. There were no notable clinical observations with regards to gonadal function, mating behaviour or fertility in either male or female rats. A NOAEL of 10 mg/kg bw/day for both sexes was established for reproductive effects (REACH).

In another study, a single i.p. injection of 2-butenal (0, 8, 16 or 32 µL/kg bw, corresponding to 0, 6.8, 13.7 and 27.2 µg/kg bw) was administered to male Swiss albino mice. A statistically significant increase in the percentage of abnormal sperm heads was recorded at 16 and 32 µL/kg bw at 3 weeks, and at only the highest dose at 5 weeks. However, there were methodological deficiencies in this study, and the route of exposure is not appropriate for humans (REACH).



## V. DERIVATION OF TOXICOLOGICAL REFERENCE AND DRINKING WATER GUIDANCE VALUES

The toxicological reference values developed for crotonaldehyde follow the methodology discussed in enHealth (2012). The approach used to develop drinking water guidance values is described in the Australian Drinking Water Guidelines (ADWG, 2011).

### A. Non-Cancer

#### Oral

The lowest NOAEL from these studies is 2.5 mg/kg-day based on reduced body weights, increased nasal tumors, histopathological findings in rats from 9-day oral gavage study (KI = 2). The NOAEL of 2.5 mg/kg-day will be used for determining the oral Reference dose (RfD) and the drinking water guidance value.

#### *Oral Reference Dose (oral RfD)*

$$\text{Oral RfD} = \text{NOAEL} / (\text{UF}_A \times \text{UF}_H \times \text{UF}_L \times \text{UF}_{\text{Sub}} \times \text{UF}_D)$$

Where:

$\text{UF}_A$  (interspecies variability) = 10

$\text{UF}_H$  (intraspecies variability) = 10

$\text{UF}_L$  (LOAEL to NOAEL) = 1

$\text{UF}_{\text{Sub}}$  (subchronic to chronic) = 3

$\text{UF}_D$  (database uncertainty) = 1

$$\text{Oral RfD} = 2.5 / (10 \times 10 \times 1 \times 3 \times 1) = 2.5 / 300 = 0.008 \text{ mg/kg-day}$$

#### *Drinking water guidance value*

Drinking water guidance value = (animal dose) x (human weight) x (proportion of intake from water) / (volume of water consumed) x (safety factor)

Using the oral RfD,

Drinking water guidance value = (oral RfD) x (human weight) x (proportion of water consumed) / (volume of water consumed)

where:

Human weight = 70 kg (ADWG, 2011)

Proportion of water consumed = 10% (ADWG, 2011)

Volume of water consumed = 2L (ADWG, 2011)



Drinking water guidance value =  $(0.008 \times 70 \times 0.1)/2 = 0.03 \text{ mg/L}$

## B. Cancer

Crotonaldehyde is not carcinogenic, so no cancer reference value was developed.

## VI. HUMAN HEALTH HAZARD ASSESSMENT OF PHYSICO-CHEMICAL PROPERTIES

Crotonaldehyde is a flammable liquid.

Crotonaldehyde does not exhibit the following physico-chemical properties:

- Explosivity
- Oxidizing potential

## VII. ENVIRONMENTAL HAZARD ASSESSMENT

### A. Summary

### B. Aquatic Toxicity

#### Acute Studies

Table 2 lists the results of acute aquatic toxicity studies conducted on crotonaldehyde.

**Table 2: Acute Aquatic Toxicity Studies on Crotonaldehyde**

Test Species	Endpoint	Results (mg/L)	Klimisch score	Reference
<i>Oncorhynchus mykiss</i>	96-hr LC <sub>50</sub>	0.65	1	ECHA
<i>Pimephales promelas</i>	96-hr LC <sub>50</sub>	0.84	1	ECHA
<i>Lepomis macrochirus</i>	96-hr LC <sub>50</sub>	3.0	2	ECHA
<i>Daphnia magna</i>	48-hr EC <sub>50</sub>	2	1	ECHA
<i>Pseudokirchneriella subcapitata</i>	72-hr EC <sub>50</sub> 96-hr EC <sub>50</sub>	0.597 <0.881	1	ECHA

#### Chronic Studies

The 41-d NOEC to *Oryzias latipes* in an OECD 210 fish early life stage toxicity test is 0.0247 mg/L (ECHA) [Kl. score = 1].



The 96-hr EC<sub>10</sub> to *Pseudokirschneriella subcapitata* is <0.385 mg/L based on growth rate (ECHA) [Kl. score = 1].

### C. Terrestrial Toxicity

No studies are available.

### D. Calculation of PNEC

The PNEC calculations for crotonaldehyde follow the methodology discussed in DEWHA (2009).

#### PNEC water

Experimental results are available for three trophic levels. Acute E(L)C<sub>50</sub> values are available for fish (0.65 mg/L), invertebrates (50 mg/L), and algae (0.597 mg/L). Results from chronic studies are available for fish (0.0247 mg/L) and algae (<0.385 mg/L). On the basis that the data consists of short-term studies for three trophic levels and long-term results studies for two trophic levels, an assessment factor of 50 has been applied to the lowest reported NOEC or EC<sub>10</sub> value of 0.0247 mg/L for fish. The PNEC<sub>water</sub> is 0.0005 mg/L.

#### PNEC soil

There are no toxicity data for terrestrial or soil organisms. Therefore, the PNEC<sub>soil</sub> was calculated using the equilibrium partitioning method. The PNEC<sub>soil</sub> is 0.00007 mg/kg soil dry weight.

The calculations are as follows:

$$\begin{aligned} \text{PNEC}_{\text{soil}} &= (\text{Kp}_{\text{soil}}/\text{BD}_{\text{soil}}) \times 1000 \times \text{PNEC}_{\text{water}} \\ &= (0.21/1500) \times 1000 \times 0.0005 \\ &= 0.00007 \end{aligned}$$

Where:

Kp<sub>soil</sub> = soil-water partition coefficient (m<sup>3</sup>/m<sup>3</sup>)

BD<sub>soil</sub> = bulk density of soil (kg/m<sup>3</sup>) = 1,500 [default]

$$\begin{aligned} \text{Kp}_{\text{soil}} &= \text{K}_{\text{oc}} \times f_{\text{oc}} \\ &= 10.66 \times 0.02 \\ &= 0.21 \end{aligned}$$



Where:

$K_{oc}$  = organic carbon normalised distribution coefficient (L/kg). The  $K_{oc}$  for crotonaldehyde based on the log  $K_{ow}$  is 10.66 L/kg (EPA, 2018).

$F_{oc}$  = fraction of organic carbon in soil = 0.02 [default].

## **VIII. PBT Assessment**

The methodology for the Persistent, Bioaccumulative and Toxic (PBT) substances assessment is based on the Australian and EU Reach Criteria methodology (DEWHA, 2009; ECHA, 2008).

Crotonaldehyde is readily biodegradable but failing the 10-day window; thus, it does not meet the screening criteria for persistence.

Based on an estimated log  $K_{ow}$  of 0.6, crotonaldehyde does not meet the screening criteria for bioaccumulation.

The lowest chronic NOEC or  $EC_{10}$  value for crotonaldehyde is <0.1 mg/L. The acute  $E(L)C_{50}$  values are <1 mg/L for fish and algae. Thus, crotonaldehyde meets the screening criteria for toxicity.

The overall conclusion is that crotonaldehyde is not a PBT substance.

## **IX. CLASSIFICATION AND LABELING**

### **A. Classification**

Acute toxicity – category 1

Acute toxicity – category 3

Acute toxicity – category 3

Skin irritation – category 2

Eye damage – category 1

Germ cell mutagenicity – category 1B

Specific target organ toxicity (single exposure) – category 3

Specific target organ toxicity (repeated exposure) – category 2

Flammable liquid – category 2

Hazardous to the aquatic environment (acute) – category 1



## B. Labelling

Danger

## C. Pictogram



## X. SAFETY AND HANDLING

### A. FIRST AID

#### Eye Contact

Rinse cautiously with water for at least 15 minutes. Remove contact lenses, if present and easy to do. Continue rinsing. Immediately call a poison center or doctor/physician.

#### Skin Contact

Immediately call a poison center or doctor/physician. Wash contaminated clothing before reuse. If skin irritation occurs: Get medical advice/attention. Take off immediately all contaminated clothing. Rinse skin with soap and water/shower.

#### Inhalation

Remove victim to fresh air and keep at rest in a position comfortable for breathing. Immediately call a poison center or doctor/physician.

#### Ingestion

Immediately call a poison center or doctor/physician. Rinse mouth. If swallowed give 1-2 glasses of water to drink immediately

Notes to Physician Vapours may cause irritation to the eyes, respiratory system and the skin. Treatment: Treat symptomatically. In case of lung irritation first treatment with dexametason aerosol (spray). If ingested, irrigate the stomach.

#### Medical Conditions Aggravated by Exposure

##### Respiratory disorder

#### Emergency Personnel Protection

No data available.



## **B. FIRE FIGHTING INFORMATION**

Extinguishing Media Foam, Dry chemical, carbon dioxide (CO<sub>2</sub>)

Do not use a solid water stream as it may scatter and spread fire.

Note: Cool containers / tanks with water spray. Dike and collect water used to fight fire.

Specific Exposure Hazards

Under conditions giving incomplete combustion, hazardous gases produced may consist of carbon monoxide, carbon dioxide (CO<sub>2</sub>). Combustion gases of organic materials must in principle be graded as inhalation poisons

Special Protective Equipment for Firefighters

Self-contained breathing apparatus

## **C. ACCIDENTAL RELEASE MEASURES**

Personal Precautions

Avoid contact with the skin and the eyes. Keep away from heat and sources of ignition.

Provide adequate ventilation

Environmental Precautions

Prevent further leakage or spillage. Do not discharge into the drains/surface waters/groundwater. Product is very toxic to aquatic life with long lasting effects

Steps to be Taken if Material is Released or Spilled

Soak up with inert absorbent material. Do not use rags, paper towels or combustible materials to clean up a spill, because spontaneous combustion can occur. Keep in suitable, closed containers for disposal. Dispose of in accordance with local regulations

## **D. STORAGE AND HANDLING**

General Handling

Advice on safe handling: vapors may form explosive mixtures with air. The pressure in sealed containers can increase under the influence of heat. Refill and handle product only in closed system. Provide sufficient air exchange and/or exhaust in work rooms. Protection - fire and explosion: : Keep away from sources of ignition - No smoking. Vapours are heavier than air and may spread along floors. Take necessary action to avoid static electricity discharge. Ground and bond containers when transferring material.

Other Handling Precautions

In case of fire, emergency cooling with water spray should be available.



### Storage

The product will oxidize in air and release heat. Oxidization creates acids and peroxides, that may lead to corrosive damages in storage and handling equipment. Technical measures/Storage conditions: Keep tightly closed in a dry, cool and well-ventilated place. Handle and open container with care. May need to store under nitrogen.

Incompatible products: Keep away from: acids, bases, amines, oxygen, oxidizing agents, reducing agents.

## **E. EXPOSURE CONTROLS / PERSONAL PROTECTION**

### Occupational Exposure Standards

The workplace exposure standard for crotonaldehyde in Australia is 2 ppm (5.7 mg/m<sup>3</sup>) as an 8-hr TWA. No STEL is available.

### Engineering Controls

General or dilution ventilation is frequently insufficient as the sole means of controlling employee exposure. Local ventilation is usually preferred. Explosion-proof equipment (for example fans, switches, and grounded ducts) should be used in mechanical ventilation systems.

### Personal Protection Equipment

#### *Respiratory Protection:*

Respirator or full mask in accordance with guidance - or self-contained breathing apparatus

#### *Hand Protection:*

Chemical-resistant gloves. Suitable material: butyl-rubber Type: Butoject (Company KCL) or comparable; or refer to glove manufacturer's recommendation.

#### *Skin Protection:*

Impervious clothing

#### *Eye protection:*

*Wear appropriate protective eyeglasses or tightly fitting chemical safety goggles. In addition to goggles, wear a face shield if there is a reasonable chance for splash to the face.*

#### *Other Precautions:*

General advice: Avoid contact with skin and eyes. Do not breathe vapors or spray mist. Use only in an area equipped with a safety shower. Make sure eye wash fountain is available. Hygiene measures: When using, do not eat, drink or smoke. Take off all contaminated clothing immediately. Wash hands before breaks and immediately after handling the product.





## **F. TRANSPORT INFORMATION**

UN Number 1143

Hazard class 6.1

## **XI. DISPOSAL**

Disposal should be in accordance with all local, state, and federal regulations.

## **XII. REGULATORY INFORMATION**

AICS: Listed

## **XIII. REFERENCES**

ADWG (2011). National Water Quality Management Strategy. Australian Drinking Water Guidelines, Section 6, Australian Government, National Health and Medical Research Council, Natural Resource Management Ministerial Council.

Department of the Environment, Water, Heritage and the Arts [DEWHA] (2009). Environmental risk assessment guidance manual for industrial chemicals, Department of the Environment, Water, Heritage and the Arts, Commonwealth of Australia.

ECHA. ECHA REACH database: <http://echa.europa.eu/information-on-chemicals/registered-substances>

enHealth Human Risk Assessment [HHRA] (2012). Environmental Health Risk Assessment, Guidelines for Assessing Human Health Risks from Environmental Hazards. Office of Health Protection of the Australian Government Department of Health.

European Chemicals Agency [ECHA] (2008). Guidance on Information Requirements and Chemical Safety Assessment, Chapter R11: PBT Assessment, European Chemicals Agency, Helsinki, Finland.

Klimisch, H.J., Andreae, M., and Tillmann, U. (1997). A systematic approach for evaluating the quality of experimental and toxicological and ecotoxicological data. Regul. Toxicol. Pharmacol. 25:1-5.

U.S. Environmental Protection Agency [EPA] (2019). EPISuite™ v. 4.11, United States Environmental Protection Agency, Office of Pollution Prevention and Toxics and Syracuse Research Corporation. Available at: <https://www.epa.gov/tsca-screening-tools/epi-suitetm-estimation-program-interface>.



## DIETHANOLAMINE

This dossier on diethanolamine (DEA) does not represent an exhaustive or critical review of all available data. Rather, it presents the most critical studies pertinent to the risk assessment of diethanolamine in its use in drilling muds and hydraulic fracturing fluids. The majority of information presented in this dossier was obtained from the ECHA database that provides information on chemicals that have been registered under the EU REACH (ECHA). Where possible, study quality was evaluated using the Klimisch scoring system (Klimisch *et al.*, 1997).

### I. SUBSTANCE IDENTIFICATION

Chemical Name (IUPAC): 2,2'-iminodiethanol

CAS RN: 111-42-2

Molecular formula: C<sub>4</sub>H<sub>11</sub>NO<sub>2</sub>

Molecular weight: 105.14

Synonyms: Diethanolamine; 2,2'-iminodiethanol; 2,2'-dihydroxydiethylamine; 2-[(2-hydroxyethyl)amino]ethanol; bis(2-hydroxyethyl)amine; DEA; di(2-hydroxyethyl)amine; ethanol, 2,2'-iminobis-(9CI); ethanol, 2,2'iminodi-(8CI)

SMILES: C(CO)NCCO

### II. PHYSICO-CHEMICAL PROPERTIES

**Table 1: Overview of the Physico-chemical Properties of Diethanolamine**

Property	Value	Klimisch score	Reference
Physical state at 20°C and 101.3 kPa	Crystals (prisms) or syrupy liquid (>82°F)	2	ECHA
Melting Point	27°C	1	ECHA
Boiling Point	268.9°C (decomposition occurs ≥200°C)	1	ECHA
Density	1.095.3 kg/m <sup>3</sup>	2	ECHA
Vapor Pressure	1 hPa @ 108°C (measured); 0	2	ECHA



Property	Value	Klimisch score	Reference
	hPa at 25°C		
Partition Coefficient (log K <sub>ow</sub> )	-2.46 @ 25°C	2	ECHA
Water Solubility	Miscible	2	ECHA
Flash Point	176°C @ 1,013 hPa	2	ECHA
Auto flammability	375°C @ 1,013 hPa	1	ECHA
Flammable	Not flammable	1	ECHA
Viscosity	390.9 mPa s @ 30°C; 102.7 mPa s @ 50°C	2	ECHA

### III. ENVIRONMENTAL FATE PROPERTIES

#### A. Summary

Diethanolamine is readily biodegradable. It is not expected to bioaccumulate, and it has low potential to adsorb to soil.

#### B. Biodegradation

Diethanolamine is readily biodegradable. In an OECD 301F test, there was 50% degradation after 7 days, 80% after 14 days, and 93% after 28 days (OECD 2007; ECHA) [Kl. score = 1]. In a “Ready” Biodegradability – Dissolved Organic Carbon (DOC) Die-Away test, there was 86% degradation after 7 days and 96% degradation after 10 days (ECHA) [Kl. score = 2]. In modified OECD 301E screening tests using river or pond water, there was 93% and 97% degradation (measured as DOC removal) after 28 days (OECD 2007; ECHA) [Kl. score = 2].



## C. Environmental Distribution

### Distribution Modeling

No experimental data are available for diethanolamine. The  $K_{oc}$  for diethanolamine (as the charged molecule) was calculated to be 10 at pH values between 5 and 8 (Franco and Trapp, 2008; Franco et al., 2009; ECHA). [Kl. score = 2]

## E. Bioaccumulation

There are no bioaccumulation studies on diethanolamine. The BCF was estimated to be 2.3 based on calculations from OASIS Catalogic v.5.11.15 [BCF base-line model v.0208] (Dimitrov et al., 2005; ECHA).

## IV. HUMAN HEALTH HAZARD ASSESSMENT

### A. Summary

Diethanolamine exhibits moderate acute toxicity by the oral route, but low acute toxicity by the inhalation and dermal routes. It is a skin irritant and a severe eye irritant. Diethanolamine is not a skin sensitizer. Repeated oral exposure to rats (in drinking water) resulted in anemia, kidney toxicity, demyelination of the brain/spinal cord, and damage to the testes in males, which included adverse effects on the sperm. Repeated oral exposure to mice (in drinking water) resulted in adverse effects to the kidney, liver, and heart. Repeated dermal exposure to rats and mice resulted in systemic toxicity, which included kidney toxicity, anemia (rats only), and liver toxicity (mice only). Rats exposed nose-only to an aerosol of diethanolamine developed anemia, adaptive liver and kidney effects, damage to the male reproductive organs, and upper respiratory tract irritation. There was no evidence of neurotoxicity. In short-term oral studies, rats and mice exposed to diethanolamine showed some immune-modulating effects at dose levels that resulted in overt signs of systemic toxicity. Diethanolamine was not genotoxic in a variety of *in vitro* and *in vivo* genotoxicity tests. Diethanolamine was not carcinogenic to rats in a two-year NTP dermal bioassay; but, in mice, there was an increased incidence of liver tumors in males and females and kidney tumors in males. Studies by the oral and dermal routes showed testicular damage in male rats, but no adverse effects in female reproductive organs. Developmental toxicity occurred in rats when exposures by the oral, dermal, or inhalation routes also caused maternal toxicity. There was no developmental toxicity in rabbits even at doses that caused maternal toxicity.



## **B. Pharmacokinetics/Metabolism**

Following oral administration of [ $^{14}\text{C}$ ]-diethanolamine, 57% of the dose was absorbed (Matthews et al., 1997). Absorption was lower through the skin than from oral administration. Diethanolamine may also facilitate its own absorption in rats, as 3% and 16% of the dermally applied doses (in 95% ethanol) of 2 and 27 mg/kg, respectively, were absorbed through the skin in a 48-hour period. Dermal absorption of diethanolamine is higher in the mouse than the rat: absorption was 25 to 60% from dermal doses of 8 to 80 mg/kg (Matthews et al., 1997).

The distribution of diethanolamine is similar across all routes of exposure (Matthews et al., 1997; Mendrala et al., 2001). The highest concentrations were found in the liver and kidney. The half-life of diethanolamine from tissues is about 6-7 days (Mendrala et al., 2001).

Following an oral dose of [ $^{14}\text{C}$ ]-diethanolamine to male F344 rats, the livers showed levels of un-metabolized diethanolamine, N-methyl-diethanolamine, N,N-dimethyl-diethanolamine, and phosphates of diethanolamine. In addition, the organic extract of the liver had radioactivity co-eluting with phosphatidyl ethanolamine and phosphatidyl choline. When the organic extract was digested with sphingomyelinase, 30% of the phospholipids were identified as ceramides and the remaining 70% as phosphoglycerides. Incubation of human liver slices with [ $^{14}\text{C}$ ]-diethanolamine showed similar incorporation of diethanolamine into ceramides, followed by methylation (Matthews et al., 1995).

Diethanolamine is excreted primarily in urine as the parent compound (25-36%), with lesser amounts of O-phosphorylated and N-methylated metabolites (Matthews et al., 1997).

## **C. Acute Toxicity**

The oral LD<sub>50</sub> value for male and female rats combined was determined to be 1,600 mg/kg (ECHA) [Kl. score = 2]. The oral LD<sub>50</sub> in female Wistar rats is 1,820 mg/kg (ECHA) [Kl. score = 2].

There were no deaths in rats following an 8-hour inhalation exposure to an atmosphere enriched with diethanolamine vapor. The technically highest attainable concentration is 1.9 mg/m<sup>3</sup> or 0.44 ppm (ECHA) [Kl. score = 2]. There were no deaths in rats following an 8-hour exposure to 0.2 mg/L diethanolamine vapor (ECHA) [Kl. score = 2].

There are no reliable acute dermal toxicity studies on diethanolamine.



#### **D. Irritation**

Application of 2 mL of diethanolamine to the skin of rabbits for 20 hours was irritating. The mean of the 24, 48, and 72 hours scores were 2.00 for erythema and 1.33 for edema (ECHA) [Kl. score = 2].

Instillation of diethanolamine into the eyes of rabbits was irritating. The mean of the 24, 48, and 72 hour scores were 1.67 for corneal opacity; 0.00 for iridial lesions; 1.50 for conjunctival redness; and 0.83 for chemosis. Corneal lesions still persisted in one of two animals at the end of the 8-day observation period (ECHA) [Kl. score = 2]. Instillation of 100 mg diethanolamine into the eyes of rabbits produced a mean irritation score based on Kay and Calandra of 50.75, indicating severe irritation (ECHA) [Kl. score = 2].

#### **E. Sensitization**

Diethanolamine was not considered a skin sensitizer in a mouse local lymph node assay (ECHA). [Kl. score = 1]

#### **F. Repeated Dose Toxicity**

##### Oral

Male and female F344 rats were given diethanolamine in their drinking water for 13 weeks at concentrations of 0, 320, 630, 1,250, 2,500, or 5,000 ppm for males; and 0, 160, 320, 630, 1,250, or 2,500 ppm for females. The average daily intakes were estimated to be: 0, 25, 48, 97, 2,202, or 436 mg/kg-day for males; and 0, 14, 32, 57, 124, or 242 mg/kg-day for females. In the top dose group, 2/10 males died during the study. Weight gain was reduced in the  $\geq 630$  ppm males and the  $\geq 320$  ppm females. Decreased water consumption among the higher dose groups may have contributed in part to the decreased body weight gain. Clinical signs of toxicity included tremors, emaciation, abnormal posture, and rough hair coat in the two highest dose groups. A dose-dependent microcytic, normochromic anemia was seen in all dose groups for both sexes. Hematologic effects included decreases in erythrocyte and reticulocyte counts, hemoglobin concentration, hematocrit, MCV, and MCH. MCV was reduced in rats at all dose levels. Hematologic effects were not associated with microscopic changes in the femoral bone marrow. Relative kidney weights were increased in a dose-dependent manner in the  $\geq 320$  ppm males and  $\geq 160$  ppm females, accompanied by increases in the incidence and/or severity of nephropathy, renal tubular cell necrosis, or tubular mineralization. Nephropathy consisted of tubules lined by epithelial cells with more basophilic staining of the cytoplasm and a higher nuclear/cytoplasmic ratio; occasionally, thickened basement membranes were seen around these tubules. This lesion was present to a minimal degree in controls, particularly in male rats, but was



increased in incidence and severity in the 5,000 ppm males and in most of the groups of treated females. Increased nephropathy was considered a regenerative change and was supported by the observation of tubular necrosis at the higher dose groups. Relative liver weights were increased in the  $\geq 630$  ppm males and  $\geq 320$  ppm females, with no corresponding histopathological changes in the liver. There was, however, mild to moderate increases in serum levels of total bile acids in the  $\geq 160$  ppm females and in the  $\geq 630$  ppm males. Decreases in testis and epididymis weights ( $\geq 1,250$  ppm) were associated microscopically with degeneration of seminiferous epithelium and with hypospermia ( $\geq 2,500$  ppm). Testicular degeneration was diagnosed in all high-dose males and in 3/10 of the 2,500 ppm males. Intraluminal cellular debris and reduced numbers of sperm cells were present in the epididymis. These findings correlated with decreases in sperm motility and sperm count per gram caudal tissue. There was also atrophy of the seminal vesicle and prostate glands in the higher dose group males. In females, the estrous cycle length was similar across all groups. Minimal to mild demyelination of the brain and spinal cord was noted in the  $\geq 2,500$  ppm males and the  $\geq 1,250$  ppm females; there were no neurological clinical signs that could be attributed to these lesions. Cytoplasmic vacuolization of the zona glomerulosa of the adrenal cortex was seen in the 5,000 ppm males and in the  $\geq 1,250$  ppm females. This was a minimal change consisting of small clear vacuoles in the cytoplasm of these cells and may have been related to increased mineralocorticoid production secondary to kidney damage and/or dehydration. The most sensitive endpoints were the microcytic anemia in both sexes and kidney effects in females (weight, nephrotoxicity) and males (weights). The LOAELs are 320 ppm (25 mg/kg-day) for males and 160 ppm (14 mg/kg-day) for females (NTP 1992; Melnick et al., 1994a). [Kl. score = 1]

Male and female B6C3F1 mice were given diethanolamine in their drinking water at concentrations of 0, 630, 1,250, 2,500, 5,000 or 10,000 ppm for 13 weeks. The average daily intakes were estimated to be: 0, 104, 178, 442, 807, or 1,674 mg/kg-day for males; and 0, 142, 347, 884, 1,154, or 1,128 mg/kg-day for females. All of the  $\geq 5,000$  ppm animals and 3/10 of the 2,500 ppm females died during the study. Body weight gains were lower in the 2,500 ppm males and in the 1,250 and 2,500 ppm females. Animals that survived to the end of the study had similar water consumption compared to the controls. Clinical signs in the animals that died early in the 2,500 ppm group were tremors, ruffled fur, emaciated appearance, abnormal posture, and hypoactivity. There was no significant gross findings at necropsy in the mice that died early or survived to study termination. Absolute and relative liver weights were increased in a dose-dependent manner in male and female mice and was associated with increases in serum alanine aminotransferase and sorbital hydrogenase activities and, in addition, microscopic changes diagnosed as hepatocellular cytologic alteration and necrosis. Cytologic alteration consisted of multiple hepatocyte changes including hypertrophy with increased eosinophilia and disruption of hepatic cords. These lesions were observed in mice that died early and those that survived to the end of the study. There was also increased nuclear pleomorphism and the frequent presence of large,



multinucleated hepatocytes. These giant cells often contained 10 or more nuclei. Hepatocyte necrosis was randomly distributed and involved single cells or small foci. Absolute and relative kidney weights were increased in males and were associated with a dose-dependent increase in the incidence of nephropathy among those mice that survived to the end of the study. Nephropathy was minimal; there were renal tubules lined by basophilic cells with high nuclear/cytoplasmic ratio. This was considered to be a regenerative response, although active tubular necrosis was observed only in a few early-death mice at  $\geq 5,000$  ppm. Increased heart weight was seen in the 2,500 ppm females, and relative heart weight was seen in the 2,500 ppm males and the 1,250 and 2,500 ppm females. There was also minimal-to-marked degeneration and necrosis of cardiac myocytes in both sexes exposed to  $\geq 2,500$  ppm. Myocardial degeneration was generally more severe in mice that died early than in those that survived to study termination. The most sensitive endpoint was the increase in liver weights with corresponding histopathological changes. The LOAEL was 630 ppm (104 and 142 mg/kg-day in males and females, respectively) (NTP, 1992; Melnick *et al.*, 1992b). [Kl. score = 1]

### Inhalation

Male and female Wistar rats were exposed nose-only to 0, 15, 150, or 450 mg/m<sup>3</sup> diethanolamine aerosol, 6 hours/day, 5 days/week for 90 days. The MMAD values were 1.1 – 1.9  $\mu$ m, 1.0  $\mu$ m, and 0.6 – 0.9  $\mu$ m for the 15, 150, and 450 mg/m<sup>3</sup> exposure groups, respectively. The percent aerosol ranged among the exposure groups,, from 92 to 95%. There were no deaths during the study. The 400 mg/m<sup>3</sup> males had slightly decreased body weights. The neurotoxicity endpoints (functional observation battery, sensorimotor test/reflexes, and motor activity) and ophthalmoscopy examination showed no treatment-related effects. At 400 mg/m<sup>3</sup>, there was a significant decrease in red blood cells, hemoglobin, hematocrit, and mean corpuscular volume in both sexes. A marginal increase in anisocytosis was seen in the 400 mg/m<sup>3</sup> males; and no treatment-related effects were seen in white or differential blood counts. ALP serum activity was increase in the  $\geq 150$  mg/m<sup>3</sup> animals, and reduced ALT in the  $\geq 150$  mg/m<sup>3</sup> males. Blood chemistry changes included increased calcium, total protein, albumin, globulin in the  $\geq 150$  mg/m<sup>3</sup> females; and increased total protein and albumin in the  $\geq 150$  mg/m<sup>3</sup> males as a trend. Absolute and relative liver and kidney weights were increased in the  $\geq 150$  mg/m<sup>3</sup> animals. Histopathologic examination showed diffuse testicular atrophy accompanied by oligozoospermia in the epididymides, and slight prostate atrophy in the some of the 400 mg/m<sup>3</sup> males. There was also minimal or slight tubular hyperplasia of the kidney in some females as well as intratubular lithiasis in increased number (also in the 400 mg/m<sup>3</sup> males). There was also indications of local irritation of the respiratory tract. The larynx appeared to be the most sensitive area where some epithelia damage was observed at all concentrations. Focal inflammation at the tracheal bifurcation occurred in the  $\geq 150$  mg/m<sup>3</sup> animals. No treatment-related effects were seen in the neuropathologic examination. The NOAEC for systemic toxicity is 15 mg/m<sup>3</sup>. The LOAEC





for localized effects (irritation) is 15 mg/m<sup>3</sup>; a NOAEC was not established (Garner et al., 2008). [Kl. score = 1]

Male and female Wistar rats were exposed nose-only to 0, 1.5, 3, or 8 mg/m<sup>3</sup> diethanolamine aerosol, 6 hours/day, 5 days/week for 90 days. Additional group of female rats were exposed for 90 days followed by a 3-month recovery period. The MMAD values were 0.6 µm, 0.6 µm, and 0.7 µm for the 1.5, 3, and 8 mg/m<sup>3</sup> exposure groups, respectively. At 8 mg/m<sup>3</sup>, the animals showed upper respiratory tract irritation in the form of squamous metaplasia of the laryngeal epithelium at the base of the epiglottis; this was accompanied by some inflammatory cell infiltration. These effects were reversible following the 3-month recovery period. The NOAEC for localized effects (irritation) is 3 mg/m<sup>3</sup> (ECHA). [Kl. score = 1]

### Dermal

Male and female F344 rats were given daily dermal applications of 0, 32, 63, 125, 250, or 500 mg/kg diethanolamine, 5 days/week for 13 weeks. The animals that died during the study are as follows: one 500 mg/kg male during week 9 and 2 500 mg/kg females that were killed in a moribund condition during week 10. Final mean body weights were lower in the ≥250 mg/kg male and the ≥125 mg/kg females. The primary clinical signs of toxicity in the ≥125 mg/kg animals were irritation and crusting of the skin at the application site. In all dosed groups, there was a moderate, poorly regenerative, microcytic, normochromic anemia in both sexes. Red blood cell variables were decreased in the ≥32 mg/kg dose groups. There were no histologic changes in the femoral bone marrow in any dose group. Serum biochemical changes in males were increased UN and albumin in the 63 and 250 mg/kg groups, respectively, and mild increases in ALT in the ≥125 mg/kg animals. In females, UN, albumin, and total protein increased in the ≥32 mg/kg groups (≥63 mg/kg for total protein), and total bile acids increased in the ≥250 mg/kg groups. A mild increase was seen in ALT in the 500 mg/kg females. The kidney was a target organ. Absolute and relative kidney weights in male and female rats; these were associated with increased severity or increased incidences of nephropathy, renal tubular cell necrosis, or tubular mineralization. The incidence and severity of nephropathy was increased in a dose-dependent manner at the lower dose levels in females, but there was no clear treatment effect on this lesion in males. Tubular necrosis was observed in the ≥250 mg/kg females, but no active necrosis was found in the corresponding male groups. Tubular mineralization, consistent with previous necrosis, was present in the 500 mg/kg males, as well as being increased in incidence and severity in most treated female groups. The absolute and relative liver weights were increased in a dose-dependent manner in both sexes; there were no corresponding histopathologic changes even though there were some mild serum biochemical changes. There were no adverse effects on the testes or epididymides; sperm morphology and vaginal cytology was unaffected by treatment. The skin lesions were dose-related in incidence and severity, and consisted of ulcers, chronic active



inflammation, acanthosis, and hyperkeratosis. Demyelination in the medulla oblongata was observed in the 500 mg/kg animals, and in seven 250 mg/kg females; the lesions were characterized by intramyelinic vacuoles arranged symmetrically around the medial medulla oblongata in the region of the tectospinal tract. The lesions were minimal in severity and there was no spinal cord involvement. The LOAEL for this study is 32 mg/kg-day; a NOAEL was not established (NTP, 1992; Melnick et al., 1994a). [Kl. score = 1]

Male and female B6C3F<sub>1</sub> mice were given daily dermal applications of 0, 80, 160, 320, 630, and 1,250 mg/kg diethanolamine, 5 days/week for 13 weeks. At 1,250 mg/kg, there were early deaths and reduced body weight gain. Skin lesions were seen in the  $\geq 80$  mg/kg groups, there was acanthosis at 80 mg/kg and with a dose-dependent increased incidence up to ulcerations, inflammation, and hyperkeratosis at the higher levels. Liver weights were increased in a dose-dependent manner in the  $\geq 32$  mg/kg groups and were associated with morphological alterations in the liver in the  $\geq 32$  mg/kg groups. Kidney weights were increased in a dose-dependent manner in the  $\geq 32$  mg/kg groups with an increased incidence of tubular necrosis only in the 1,250 mg/kg group. There was also degeneration in the heart and cytologic alterations in the salivary gland in the 1,250 mg/kg group only. The LOAEL for this study is 80 mg/kg-day; a NOAEL was not established (NTP, 1992; Melnick et al., 1994b) [Kl. score = 1]

## G. Genotoxicity

### *In Vitro* Studies

Table 2 presents the results of the *in vitro* genotoxicity studies on diethanolamine.

**Table 2: *In vitro* Genotoxicity Studies on Diethanolamine**

Test System	Results*		Klimisch Score	Reference
	-S9	+S9		
Bacterial reverse mutation ( <i>S. typhimurium</i> and <i>E. coli</i> strains)	-	-	2	Dean et al. (1985)
Bacterial reverse mutation ( <i>S. typhimurium</i> strains)	-	-	2	Haworth et al. (1983)
Mammalian cell gene mutation (mouse lymphoma L5178Y cells)	-	-	2	Myhr et al. (1986)
Chromosomal aberration (rat liver cells RL1 and RL4)	-	NA	2	Dean et al. (1985)



Test System	Results*		Klimisch Score	Reference
	-S9	+S9		
Chromosomal aberrations (CHO cells)	-	-	2	Loveday et al. (1989)
Sister chromatid exchange (CHO cells)	-	-	2	Loveday et al. (1989)

\*+, positive; -, negative; NA, not applicable

#### *In vivo* Studies

Male and female B6C3F<sub>1</sub> mice were given daily dermal applications of 0, 80, 160, 320, 630, or 1,250 mg/kg diethanolamine for 13 weeks. There was no induction of micronuclei in the peripheral blood erythrocytes at any dose level (NTP, 1992; Witt et al., 2000) [Kl. score = 1].

### H. Carcinogenicity

#### Oral

No studies are available.

#### Inhalation

No studies are available.

#### Dermal

Male and female F344/N rats were given dermal application of diethanolamine for 104 weeks. For males, the doses were 0, 16, 32 or 64 mg/kg-day; and for females, the doses were 0, 8, 16 or 32 mg/kg-day. There was no difference in survival rates between treated and control animals. Mean body weights were lower in the 64 mg/kg-day males from week 8 to 89 and in the 32 mg/kg-day females from week 97 compared to the control animals. The incidences of tumors was not increased in the treated groups compared to the controls. (NTP, 1999). [Kl. score = 1]

Male and female B6C3F<sub>1</sub> mice were given dermal applications of 0, 40, 80 or 160 mg/kg-day diethanolamine by dermal application for 104 weeks. There was reduced survival in the treated female mice (88, 66, 66, and 46% for the 0, 40, 80 and 160 mg/kg-day groups, respectively). This was attributed to liver tumors. No differences were seen in



survival rates in the treated male mice compared to the controls. Mean body weights in the 80 and 160 mg/kg-day males were lower than those in the control animals after week 88. Mean body weights in the treated female mice were lower than those of the controls from week 73 (40 and 80 mg/kg-day) and week 53 (160 mg/kg-day).

The incidence of hepatocellular adenomas and of hepatocellular adenomas and carcinomas (combined) were significantly increased in all male and female dose groups, while the incidences of hepatoblastoma was increased in the mid- and high-dose groups. In the female mice, the incidences of hepatocellular neoplasms were significantly higher in all dosed groups compared to the control. Non-neoplastic lesions were seen only in the liver of all male and female dose groups and consisted of cytoplasmic alteration, characterized by mild to moderate enlargement of centrilobular hepatocytes, and syncytial alteration, characterized by scattered hepatocytes with three or more small nuclei.

The incidence of renal tubule adenomas was also increased in males with a positive trend, but the incidences of carcinoma and hyperplasia did not follow this pattern. A step section evaluation found additional adenomas and hyperplasias in all treated male groups. The combined analysis of single and step sections indicated a dose-related increase in the incidence of renal hyperplasia and renal tubule adenoma or carcinoma (combined), and increase in the incidences of renal tubule adenoma in male mice (NTP, 1999). [KI. score = 1]

#### Mode-of-Action for Mouse Liver Tumors in DEA-exposed Mice

##### *Effects of DEA on choline homeostasis*

Dietary choline deficiency or deprivation induces liver tumors in rodents (Newberne *et al.*, 1982). In contrast, dietary supplementation of choline with or without methionine reduces the incidence of liver tumors in carcinogen-treated mice (Fullerton *et al.* 1990; Newberne *et al.*, 1990). DEA is structurally similar to ethanolamine and choline, important endogenous precursors for normal membrane structure and function. Choline is also oxidized to betaine, an essential methyl group donor in 1-carbon metabolism. The mechanisms by which choline deficiency is thought to be carcinogenic include enhanced cell proliferation, altered methylation status, and altered signal transduction (Rogers, 1995; Zeisel, 1996; Zeisel and Blustjazz, 1994). The development of intracellular choline deficiency as the mode of action by which DEA cause the mouse liver tumors observed in the NTP bioassay is supported by the following experimental evidence:

1. B6C3F<sub>1</sub> mice dosed dermally with 160 mg/kg DEA, 5 days/week for 2 weeks showed a marked decrease in choline metabolites and S-adenosylmethionine (SAM) levels in their livers similar to animals kept on a choline-devoid diet, indicating the development of



choline deficiency. These effects were reversed following a 2-week recovery period (Lehman-McKeeman *et al.*, 2002). A significant reduction in the hepatic levels of choline metabolites, including choline, phosphocholine, and glycerophospho-choline, and SAM levels was also reported by Stott *et al.* (2000) with B6C3F<sub>1</sub> mice dosed in a similar regimen with DEA via dermal and/or oral routes.

2. B6C3F<sub>1</sub> mice have a much lower ability than C57Bl/6 mice to maintain nascent methylation capacity, a characteristic that is believed to contribute to a higher spontaneous liver tumor incidence in B6C3F<sub>1</sub> mice (Counts *et al.*, 1996). In a study by Lehman-McKeeman *et al.*, (2002), choline deficiency, as evidenced by changes in phosphocholine concentrations, was produced in both strains of mice. However, unlike the B6C3F<sub>1</sub> mouse, DEA did not alter SAM concentrations in the C57Bl/6 strain.

3. DEA is incorporated into rat liver phospholipids (Barbee and Hartung, 1979; Mathews *et al.*, 1995) and can alter the biosynthesis of hepatic phosphatidylethanolamine and phosphatidylcholine (PC). In cultured cells, DEA inhibited cellular uptake of choline, decreased PC synthesis, and became incorporated into phospholipid fractions. These *in vitro* effects were prevented by culturing cells in the presence of excess choline (Lehman-McKeeman and Gamsky, 1999).

4. DEA caused morphological transformation in Syrian hamster embryo (SHE) cell transformation assay. However, this response was prevented when SHE cells were cultured in a medium containing excess choline (Lehman-McKeeman and Gamsky, 2000).

5. DNA synthesis was increased in mouse and rat, but not human, hepatocytes incubated with DEA. Incubation of mouse and rat, but not human, hepatocytes in medium containing reduced choline increased DNA synthesis. Mouse and rat hepatocytes incubated in medium with excess choline reduced DEA-induced DNA synthesis to control levels or below (Kamendulis and Klaunig, 2005).

6. DNA hypomethylation in GC-rich promotor regions observed in primary mouse hepatocytes which have been treated with DEA are similar to those caused by choline-deficient medium (Bachman *et al.*, 2005).

#### *In situ formation of N-nitrosodiethanolamine*

DEA is a secondary amine and may react with a nitrosating agent under certain conditions to form N-nitrosodiethanolamine. This nitrosoamine has been shown to be mutagenic *in vitro* and cause liver tumors in rats and doses of 2 mg/kg-day and higher (ECETOC, 1990). Rats given high, often toxic, oral bolus doses of DEA and nitrite have shown or inferred to produce N-nitrosodiethanolamine (Preussman *et al.*, 1981; Yamamoto *et al.*, 1995). Studies by Stott *et al.* (2000) showed, however, that mimicking the dosing conditions in the NTP study (160 mg/kg DEA dermally) and drinking water supplemented with 170 ppm sodium nitrite to favor nitrosation did not result in N-



nitrosodiethanolamine formation in the gastric contents, blood or urine of mice. The findings of Stott *et al.* (2000) suggest that the mouse liver tumors observed in the NTP bioassay were unlikely due to *in situ* nitrosamine formation.

#### *Relevance to Humans*

There are marked species differences in susceptibility to choline deficiency, with rats and mice being far more susceptible than other species including humans (Zeisel and Blusztajn, 1994). Rats and mice have a higher dietary choline requirement than humans in large part because rodents oxidize choline more rapidly than humans (Sidransky and Farber 1960). DEA was carcinogenic in mice, but not in rats, in the NTP dermal carcinogenicity studies. The fact that DEA was not carcinogenic to rats, a species highly susceptible to choline deficiency, should be an important consideration in the overall evaluation of human cancer risk. DEA is less readily absorbed across rat skin than mouse skin, and the resulting blood and tissue concentrations of DEA are at least three-times lower in rats than in mice at similar dosages (Mathews *et al.*, 1997). Lehman-McKeeman *et al.*, (2002) determined the NOAEL for DEA-induced choline deficiency in mice (based on phosphocholine concentrations) to be 10 mg/kg-day. Thus, there is a critical concentration of DEA that must be reached in order to affect choline homeostasis. In the rats, the lack of a carcinogenic response suggests that it is unlikely that exposure to DEA reached this concentration or that rats are not as susceptible as mice to the effects of DEA on hepatic choline metabolism. Overall, the results suggest that the hepatocarcinogenic effects of DEA in mice are not predictive of similar susceptibility in other laboratory animals or humans.

### **I. Reproductive Toxicity**

No specific reproductive toxicity studies have been conducted on diethanolamine by any route of exposure.

In the NTP 13-week drinking water study, F344 rats were given 0, 160 (females only), 320, 630, 1,250, 2,500 or 5,000 ppm (males only) diethanolamine. All high-dose males and 3/10 of the 2,500 ppm males showed testicular degeneration; male rats in the higher dose groups also had atrophy of the seminal vesicles and prostate glands. Testis and epididymal weights in the  $\geq 1,250$  ppm males were decreased and were associated microscopically with degeneration of seminiferous epithelium, as well as hypospermia and reduced sperm motility in the  $\geq 2,500$  ppm males. The NOAEL for reproductive effects in males was 630 ppm (corresponding to 48 mg/kg-day). There were no effects noted in the female reproductive organs (NTP 1992; Melnick *et al.* 1994b).

In a 90-day inhalation study, some of the male Wistar rats exposed whole-body to 400 mg/m<sup>3</sup> showed diffuse testicular atrophy accompanied by oligozoospermia in the epididymides, and slight prostate atrophy (ECHA).



## J. Developmental Toxicity

### Oral

A Chernoff-Kavlok screen was conducted on diethanolamine. Initially, four female CD-1 mice were given by oral gavage 0, 200, 380, 720, 1,370, 2,605, and 2,605 mg/kg diethanolamine during GD 6-15; a subsequent study was conducted which consisted of dosing 50 female CD-1 mice with 450 mg/kg during GD 6-15. Mortality was seen at  $\geq 720$  mg/kg, with 100% mortality in the  $\geq 1,370$  mg/kg groups. Dams dosed with  $\geq 200$  mg/kg showed clinical signs of intoxication. There was no mortality in the 450 mg/kg dams; nor was there any effect on litter size and pup birth weight, but the number of viable litters, the percent of pup survival, and pup weight gain were reduced (York *et al.* 1988). [Kl. score = 2]

Female SD rats were dosed by oral gavage with 0, 50, 125, 200, 250, or 300 mg/kg diethanolamine from GD 6-19. All dams in the 300 mg/kg group had to be killed early due to excessive toxicity. At 200 and 250 mg/kg, the dams exhibited either morbidity or died. Water intake was affected early in the gestation period in the 125 and 250 mg/kg dams; it was comparable to controls after GD 12. Reduced maternal body weight and weight change, as well as food intake, were seen in the  $\geq 200$  mg/kg dose groups. The  $\geq 125$  mg/kg dams had increased absolute kidney weights on postnatal day (PND) 21. There were no maternal effects in the 50 mg/kg dams. There was postimplantation deaths at  $\geq 200$  mg/kg on PND 0 and increased early postnatal mortality (PND 0-4) in the  $\geq 125$  mg/kg dose groups. Pup body weight was reduced at  $\geq 200$  mg/kg, with females affected more than males. Pup body weight gain was predominantly reduced during the early postnatal period. There were statistically significant differences at the end of the lactational period, which were flawed by the low number of animals. The NOAEL for maternal and postnatal developmental (screening) toxicity was 50 mg/kg-day (Price *et al.* 2005). [Kl. score = 2]

### Inhalation

Pregnant female Wistar rats were exposed by inhalation to 0, 10, 50, or 200 mg/m<sup>3</sup> diethanolamine 6 hours/day on GD 6 to 15. Maternal toxicity was seen at 200 mg/m<sup>3</sup>; there were vaginal hemorrhages in 8/21 pregnant rats on GD 14. There was also a markedly increased number of fetuses with skeletal variations (mainly cervical ribs) in the 200 mg/m<sup>3</sup> exposed group. The NOAEC for maternal and developmental toxicity is 200 mg/m<sup>3</sup> (ECHA). [Kl. score = 1]



## Dermal

Pregnant female SD rats were given dermal applications of 0, 150, 500, or 1,500 mg/kg diethanolamine from GD 6 to 15. There was a dosing discrepancy and mid-dose was adjusted from 500 to 380 mg/kg. There was moderate skin irritation in the 380 mg/kg group, and severe skin irritation in the 1,500 mg/kg group. Body weight gain was lower in the 1,500 mg/kg group, and absolute and relative kidney weights were increased in the  $\geq 380$  mg/kg group. All treated groups exhibited hematological effects that included anemia, abnormal red cell morphology (poikilocytosis, anisocytosis, polychromasia), and decreased platelet count. The 1,500 mg/kg group also had increased lymphocytes and total leukocytes. There were no treatment-related effects on body weight or incidences of malformations/abnormalities. In the 1,500 mg/kg litters, there were increased incidences of six skeletal variations involving the axial skeleton and distal appendages. The skeletal variations included poor ossification in the parietal bones; cervical centrum #5 and thoracic centrum #10; lack of ossification in all proximal hindlimb phalanges and some forelimb metacarpals; and callused ribs. The NOAELs for maternal and developmental toxicity are 150 and 380 mg/kg-day (Marty et al., 1999). [Kl. score = 2]

Pregnant female New Zealand rabbits were given dermal applications of 0, 35, 100, or 350 mg/kg diethanolamine on GD 6 to 18. At 350 mg/kg, maternal toxicity consisted of marked skin irritation, reduced feed consumption, and color changes in the kidneys. There were no hematologic changes. Body weight gain was reduced in the 100 mg/kg group. There was no evidence of developmental toxicity at any dose level. The NOAELs for maternal and developmental toxicity are 35 and 350 mg/kg-day (Marty et al., 1999). [Kl. score = 2]

## **K. Immunotoxicity**

Female F344 rats were given oral gavage doses of 0, 50, 100, or 200 mg/kg diethanolamine for 14 days. Body weights and/or body weight changes were significantly decreased in the  $\geq 100$  mg/kg dose groups; liver and kidney weights were increased in a dose-dependent manner. A dose-dependent increase in urea nitrogen was seen in all dose groups. Erythrocytes, hematocrit, hemoglobin and reticulocytes were dose-dependently decreased. The reticulocytes were the most sensitive erythroid parameter, which was decreased at all dose levels. Besides an increase in the proliferative response to allogenic cells (MLR), several immune functional assays were decreased including the natural killer cell response and the cytotoxicity of resident macrophages. Conversely, the cytotoxicity of peptone-elicited macrophages was increased. The LOAEL was 50 mg/kg-day based on a significant decrease in reticulocyte number and increase in urea nitrogen (Munson *et al.* 1992a). [Kl. score = 2]





Female B6C3F<sub>1</sub> mice were given oral gavage doses of 0, 100, 300, or 600 mg/kg diethanolamine for 14 days. There was no effect of body weights. The liver weights were increased and red blood cell count parameter were dose-dependently decreased at all dose levels. Diethanolamine treatment increased the number of B-cells, decreased the number of CD4+CD8- (18%) T-cell subsets. A dose-dependent decrease in the antibody-forming cell response to sheep erythrocytes at the high-dose was seen, as well as a decrease in the cytotoxic T-cell response at the highest effector/target ratio. The cytotoxicity of resident macrophages was decreased, but the cytotoxicity of resident macrophages stimulated with gamma interferon was not affected nor the cytotoxicity of peptone-elicited macrophages with or without stimulation. Among the three host resistance studies, a decrease in host resistance was observed to *Streptococcus pneumonia* and in the B16F10 melanoma tumor model. The LOAEL for this study was considered to be 100 mg/kg-day based on significantly reduced cytotoxic T lymphocytes (CTL) activity, an increase in tumor burden following challenge with the B16F10 melanoma tumor and a clear decrease in red blood cell parameter at the lowest dose (Munson *et al.* 1992b). [Kl. score = 2]

## V. DERIVATION OF TOXICOLOGICAL REFERENCE AND DRINKING WATER GUIDANCE VALUES

The toxicological reference values developed for diethanolamine follow the methodology discussed in enHealth (2012). The approach used to develop drinking water guidance values is described in the Australian Drinking Water Guidelines (ADWG, 2011).

### A. Non-Cancer

#### Oral

In a 13-week study conducted by the National Toxicology Program, F344 rats were given diethanolamine in their drinking water for 13 weeks. The doses were 0, 25, 48, 97, 2,202, or 436 mg/kg-day for males; and 0, 14, 32, 57, 124, or 242 mg/kg-day for females. The most sensitive endpoints were the microcytic anemia in both sexes and kidney effects in females (weight, nephrotoxicity) and males (weight). The LOAELs were 25 and 14 mg/kg-day for males and females, respectively (NTP 1992; Melnick *et al.*, 1994a).

In a 13-week study conducted by the National Toxicology Program, B6C3F<sub>1</sub> mice were given diethanolamine in their drinking water for 13 weeks. The doses were 0, 104, 178, 442, 807, or 1,674 mg/kg-day for males; and 0, 142, 347, 884, 1,154, or 1,128 mg/kg-day for females. The most sensitive endpoint was the increase in liver weights with the corresponding histopathological changes. The LOAELs were 104 and 142 mg/kg-day in males and females, respectively (NTP, 1992; Melnick *et al.*, 1992b).



The lowest NOAEL of 14 mg/kg-day from the rat 13-week drinking water study will be used for determining the oral Reference dose (RfD) and the drinking water guidance value.

#### *Oral Reference Dose (oral RfD)*

$$\text{Oral RfD} = \text{NOAEL} / (\text{UF}_A \times \text{UF}_H \times \text{UF}_L \times \text{UF}_{\text{Sub}} \times \text{UF}_D)$$

Where:

$\text{UF}_A$  (interspecies variability) = 10

$\text{UF}_H$  (intraspecies variability) = 10

$\text{UF}_L$  (LOAEL to NOAEL) = 10

$\text{UF}_{\text{Sub}}$  (subchronic to chronic) = 10

$\text{UF}_D$  (database uncertainty) = 1

[maximum UF = 3,000]

$$\text{Oral RfD} = 14/3,000 = \underline{0.005 \text{ mg/kg-day}}$$

#### *Drinking water guidance value*

Drinking water guidance value = (animal dose) x (human weight) x (proportion of intake from water) / (volume of water consumed) x (safety factor)

Using the oral RfD,

Drinking water guidance value = (oral RfD) x (human weight) x (proportion of water consumed) / (volume of water consumed)

where:

Human weight = 70 kg (ADWG, 2011)

Proportion of water consumed = 10% (ADWG, 2011)

Volume of water consumed = 2L (ADWG, 2011)

$$\text{Drinking water guidance value} = (0.005 \times 70 \times 0.1)/2 = \underline{0.02 \text{ mg/L}}$$

## **B. Cancer**

Diethanolamine was not carcinogenic to rats in the two-year NTP dermal bioassay; but, in the mice, there was an increased incidence of liver tumors in males and females and kidney tumors in males (NTP, 1999). As discussed above, the mouse liver tumors from DEA exposure are unlikely to be predictive of the carcinogenic risk to humans based on



choline deficiency as a mechanism of carcinogenesis. No mode-of-action has been proposed for the kidney tumors in male mice.

NICNAS conducted a human health tier III assessment on diethanolamine (NICNAS). Regarding the classification for carcinogenicity, NICNAS concluded that “[t]he data on the mode of action are insufficient to conclude that diethanolamine-induced tumours in mice are relevant for humans and, therefore, based on the available information, diethanolamine is not classified for carcinogenicity.”

Thus, a cancer reference value for diethanolamine was not derived.

## VI. HUMAN HEALTH HAZARD ASSESSMENT OF PHYSICO-CHEMICAL PROPERTIES

Diethanolamine does not exhibit the following physico-chemical properties:

- Explosivity
- Flammability
- Oxidizing potential

## VII. ENVIRONMENTAL HAZARD ASSESSMENT

### A. Summary

Diethanolamine exhibits moderate acute toxicity to aquatic organisms.

### B. Aquatic Toxicity

#### Acute Studies

Table 3 lists the results of acute aquatic toxicity studies on diethanolamine.

**Table 3: Acute Aquatic Toxicity Studies on Diethanolamine**

Test Species	Endpoint	Results (mg/L)	Klimisch score	Reference
<i>Oncorhynchus mykiss</i>	96-h LC <sub>50</sub>	460	2	ECHA
<i>Pimephales promelas</i>	96-h LC <sub>50</sub>	1,460*	2	Mayes et al. (1983)



Test Species	Endpoint	Results (mg/L)	Klimisch score	Reference
<i>Pimephales promelas</i>	96-h LC <sub>50</sub>	1,664	2	ECHA
<i>Lepomis macrochirus</i>	48-h LC <sub>50</sub>	1,850	2	Turnbull et al. (1954)
<i>Carassius auratus</i>	24-h LC <sub>50</sub>	>5,000 (neutralised) 800 (non-neutralised)	2	Bridlé et al. (1979)
<i>Ceriodaphnia dubia</i>	48-h EC <sub>50</sub>	30.1 (24°C) 89.9 (20°C)	2	Cowgill et al. (1985)
<i>Daphnia magna</i>	48-h EC <sub>50</sub>	55	2	LeBlanc (1980)
<i>Daphnia magna</i>	48-h EC <sub>50</sub>	171	2	Zurita et al. (2005)
<i>Pseudokirchneriella subcapitata</i>	72-h EC <sub>50</sub> (growth rate)	9.5 (Test 1) 19 (Test 2)	2	ECHA
<i>Desmodesmus subspicatus</i>	72-h EC <sub>50</sub>	14.9 (growth rate) 6.2 (biomass)	2	ECHA
<i>Desmodesmus subspicatus</i>	72-h EC <sub>50</sub>	107.3 (growth rate) 74.5 (biomass)	2	ECHA
<i>Chorella vulgaris</i>	72-h EC <sub>50</sub>	778 (growth rate)	2	ECHA

\*Geometric mean of 96-h LC<sub>50</sub> values of fry, juvenile, and subadult fish. Not neutralized.

### Chronic Studies

Table 4 lists the results of chronic aquatic toxicity studies on diethanolamine.

**Table 4: Chronic Aquatic Toxicity Studies on Diethanolamine**

Test Species	Endpoint	Results (mg/L)	Klimisch score	Reference
<i>Daphnia magna</i>	EC <sub>10</sub> NOEC	1.05 0.76	1	ECHA
<i>Pseudokirchneriella subcapitata</i>	EC <sub>10</sub> (growth rate)	1.4 (Test 1) 1.1 (Test 2)	2	ECHA
<i>Desmodesmus subspicatus</i>	EC <sub>10</sub> (neutralized)	2.4 (growth rate) 2.0 (biomass)	2	ECHA
<i>Desmodesmus subspicatus</i>	EC <sub>10</sub> (non-neutralized)	85.7 (growth rate) 41.3 (biomass)	2	ECHA
<i>Pseudokirchneriella subcapitata</i>	7-d NOEC	10	2	ECHA

### C. Terrestrial Toxicity

In an earthworm (*Eisenia Andrei*, *Eisenia fetida*, or *Lumbricus terrestris*) study, the 35-day LC<sub>50</sub> was 4,141 mg/kg soil dry weight (mortality); the 63-day EC<sub>50</sub> was 776 mg/kg soil dry weight (reproduction); and the 63-day EC<sub>25</sub> was 171 mg/kg soil dry weight (reproduction) (ECHA). [Kl. score = 2]

In a springtails (*Folsomia candida*) study, the 28-day LC<sub>50</sub> was 8,301 mg/kg soil dry weight (mortality); the 28-day EC<sub>50</sub> was 4,205 mg/kg soil dry weight (reproduction); and the 28-day EC<sub>25</sub> was 2,102 mg/kg soil dry weight (reproduction) (ECHA). [Kl. score = 2]

### D. Calculation of PNEC

The PNEC calculations for diethanolamine follow the methodology discussed in DEWHA (2009).

#### PNEC water

Experimental results are available for three trophic levels. Acute E(L)C<sub>50</sub> values are available for fish (460 mg/L), *Daphnia* (30.1 mg/L), and algae (9.5 mg/L). Results from chronic studies are also available for two trophic levels, with the lowest EC<sub>10</sub> value being



1.1 mg/L for *Daphnia* and algae. On the basis that the data consists of short-term results from three trophic levels and long-term results from three trophic levels, an assessment factor of 50 has been applied to the lowest reported EC<sub>10</sub> of 1.1 mg/L for algae. The PNEC<sub>water</sub> is 0.02 mg/L.

#### PNEC sediment

There are no toxicity data for sediment-dwelling organisms. Therefore, the PNEC<sub>sed</sub> was calculated using the equilibrium partitioning method. The PNEC<sub>sed</sub> is 0.016 mg/kg sediment wet weight.

The calculations are as follows:

$$\begin{aligned} \text{PNEC}_{\text{sed}} &= (K_{\text{sed-water}}/\text{BD}_{\text{sed}}) \times 1000 \times \text{PNEC}_{\text{water}} \\ &= (0.99/1280) \times 1000 \times 0.02 \\ &= 0.016 \end{aligned}$$

Where:

K<sub>sed-water</sub> = suspended matter-water partition coefficient (m<sup>3</sup>/m<sup>3</sup>)

BD<sub>sed</sub> = bulk density of sediment (kg/m<sup>3</sup>) = 1,280 [default]

$$\begin{aligned} K_{\text{sed-water}} &= 0.8 + [(0.2 \times K_{\text{p}_{\text{sed}}})/1000 \times \text{BD}_{\text{solid}}] \\ &= 0.8 + [(0.2 \times 0.4)/1000 \times 2400] \\ &= 0.99 \end{aligned}$$

Where:

K<sub>p<sub>sed</sub></sub> = solid-water partition coefficient (L/kg).

BD<sub>solid</sub> = bulk density of the solid phase (kg/m<sup>3</sup>) = 2,400 [default]

$$\begin{aligned} K_{\text{p}_{\text{sed}}} &= K_{\text{oc}} \times f_{\text{oc}} \\ &= 10 \times 0.04 \\ &= 0.4 \end{aligned}$$

Where:

K<sub>oc</sub> = organic carbon normalized distribution coefficient (L/kg). The K<sub>oc</sub> for diethanolamine (as the charged molecule) was calculated to be 10 L/kg.

f<sub>oc</sub> = fraction of organic carbon in sediment = 0.04 [default].



### PNEC soil

Experimental results are available for chronic toxicity on two trophic levels. Although E(L)C<sub>50</sub> values are available from these studies, there are no EC<sub>10</sub> or NOEC values. Therefore, the PNEC<sub>soil</sub> was calculated using the equilibrium partitioning method. The PNEC<sub>soil</sub> is 0.027 mg/kg soil dry weight.

The calculations are as follows:

$$\begin{aligned} \text{PNEC}_{\text{soil}} &= (\text{Kp}_{\text{soil}}/\text{BD}_{\text{soil}}) \times 1000 \times \text{PNEC}_{\text{water}} \\ &= (0.2/1500) \times 1000 \times 0.02 \\ &= 0.027 \end{aligned}$$

Where:

K<sub>psoil</sub> = soil-water partition coefficient (m<sup>3</sup>/m<sup>3</sup>)

BD<sub>soil</sub> = bulk density of soil (kg/m<sup>3</sup>) = 1,500 [default]

$$\begin{aligned} \text{Kp}_{\text{soil}} &= \text{K}_{\text{oc}} \times \text{f}_{\text{oc}} \\ &= 10 \times 0.02 \\ &= 0.2 \end{aligned}$$

Where:

K<sub>oc</sub> = organic carbon normalised distribution coefficient (L/kg). The K<sub>oc</sub> for diethanolamine (as the charged molecule) was calculated to be 10 L/kg.

F<sub>oc</sub> = fraction of organic carbon in soil = 0.02 [default].

### **VIII. PBT Assessment**

The methodology for the Persistent, Bioaccumulative and Toxic (PBT) substances assessment is based on the Australian and EU Reach Criteria methodology (DEWHA, 2009; ECHA, 2008).

Diethanolamine is readily biodegradable; thus, it does not meet the screening criteria for persistence.

The estimated BCF value for diethanolamine calculated from a QSAR model is 2.3; thus, it does not meet the criteria for bioaccumulation.

The EC<sub>10</sub> or NOEC values from the chronic aquatic toxicity studies on diethanolamine are >0.1 mg/L. Thus, diethanolamine does not meet the screening criteria for toxicity. In a mouse dermal carcinogenicity study, there was an increased incidence of liver tumors in males and females and kidney tumors in males. NICNAS has concluded that “[t]he data on the mode of action are insufficient to conclude that diethanolamine-induced



tumours in mice are relevant for humans and, therefore, based on the available information, diethanolamine is not classified for carcinogenicity.” Thus, diethanolamine does not meet the criteria for toxicity.

The overall conclusion is that diethanolamine is not a PBT substance.

## **IX. CLASSIFICATION AND LABELING**

### **A. Classification**

Acute Toxicity Category 4 [Oral]

Skin Irritant Category 2

Eye Damage Category 1

STOT RE Category 2 [Target organs: liver, blood, kidney]

[Aquatic Acute Category 2]

### **B. Labelling**

Danger

### **C. Pictogram**



## **X. SAFETY AND HANDLING**

### **A. FIRST AID**

#### Eye Contact

Immediately flush open eyes with plenty of water for at least 15 minutes. Remove contacts, if present and easy to do. Get medical attention immediately, preferably a physician for an ophthalmologic examination.

#### Skin Contact

Remove contaminated clothing. Wash thoroughly with soap and water.





#### Inhalation

If inhaled, remove from area to fresh air. Give artificial respiration if victim is not breathing. Get medical attention.

#### Ingestion

Rinse mouth with water and then drink plenty of water. Get medical attention. Never give anything by mouth to an unconscious person.

### **B. FIRE FIGHTING INFORMATION**

#### Extinguishing Media

Water spray, carbon dioxide, foam, dry chemical.

#### Specific Exposure Hazards

Keep product and empty container away from heat and sources of ignition. May emit toxic fumes under fire conditions. Depending on conditions, decomposition products may include the following: nitrogen oxides, carbon monoxide, carbon dioxide.

#### Special Protective Equipment for Firefighters

Wear self-contained breathing apparatus and chemical-protective clothing.

### **C. ACCIDENTAL RELEASE MEASURES**

#### Personal Precautions

Use appropriate protective equipment. Handle in accordance with good industrial hygiene and safety practice. Avoid contact with skin, eyes, and clothing.

#### Environmental Precautions

Prevent from entering sewers, waterways, or low areas.

#### Steps to be Taken if Material is Released or Spilled

For large amounts: dike spillage and pump off product. For residues: pick up with suitable absorbent material. Dispose of contaminated material as prescribed.

### **D. STORAGE AND HANDLING**

#### General Handling

Keep product and empty container away from heat and sources of ignition. Ensure adequate ventilation, especially in confined areas.



### Storage

Keep container tightly closed and in a dry and well-ventilated place. Keep in a cool place.

## **E. EXPOSURE CONTROLS / PERSONAL PROTECTION**

### Occupational Exposure Standards

Workplace Australia has not established an occupational exposure standard for diethanolamine.

### Engineering Controls

Good general ventilation should be used.

### Personal Protection Equipment

#### *Respiratory Protection:*

Use respiratory protection in case of vapor or aerosol release.

#### *Hand Protection:*

Chemical resistant protective gloves.

#### *Skin Protection:*

Body protection must be chosen depending on activity and possible exposure.

#### *Eye protection:*

Safety glasses with side-shields.

#### *Other Precautions:*

Handle in accordance with good industrial hygiene and safety practice. Wearing of closed work clothing is recommended. Ensure that eyewash stations and safety showers are close to the workstation location.

## **F. TRANSPORT INFORMATION**

Diethanolamine is not considered hazardous for purposes of transportation by road or rail. An Australian Dangerous Goods code is not required.



## XI. DISPOSAL

Disposal should be in accordance with all local, state, and federal regulations.

## XII. REGULATORY INFORMATION

Australian AICS Inventory: Listed.

## XIII. REFERENCES

- ADWG (2011). National Water Quality Management Strategy. Australian Drinking Water Guidelines, Section 6, Australian Government, National Health and Medical Research Council, Natural Resource Management Ministerial Council.
- Bachman, A.N., Kamendulis, L.M., and Goodman, J.I. (2006). Diethanolamine and phenobarbital produce an altered pattern of methylation in GC-rich regions of DNA in B6C3F1 mouse hepatocytes similar to that resulting from choline deficiency. *Toxicol. Sci.* 90: 317-325.
- Barbee, S.J., and Hartung, R. (1979). The effect of diethanolamine on hepatic and renal phospholipid metabolism in the rat. *Toxicol. Appl. Pharmacol.* 47: 421-430.
- Bridié AL, Wolff CJM, and Winter M (1979). The acute toxicity of some petrochemicals to goldfish. *Water Research* 13, 623-626.
- Counts, S.L., Sarmiento, J.I., Harison, M.L., Downing, J.C., McClain, R.M., and Goodman, J.I. (1996). Cell proliferation and global methylation status after phenobarbital and/or choline-devoid, methionine-deficient diet administration. *Carcinogenesis* 17: 1251-1257.
- Cowgill, U.M., Takahashi, I.T., and Applegath, S.L. (1985). A comparison of the effect of four benchmark chemicals on *Daphnia magna* and *Ceriodaphnia dubia-affinis* tested at two different temperatures. *Environ. Toxicol. Chem.* 4: 415-422.
- Department of the Environment, Water, Heritage and the Arts [DEWHA] (2009). Environmental risk assessment guidance manual for industrial chemicals, Department of the Environment, Water, Heritage and the Arts, Commonwealth of Australia.
- Dimitrov, S., Dimitrova, N., Parkerton, T., Comber, M., Bonnell, M., and Mekenyan, O. (2005). SAR and QSAR in *Environ. Res.* 16: 1-24.



ECHA. ECHA REACH database: <http://echa.europa.eu/information-on-chemicals/registered-substances>

enHealth Human Risk Assessment [HHRA] (2012). Environmental Health Risk Assessment, Guidelines for Assessing Human Health Risks from Environmental Hazards. Office of Health Protection of the Australian Government Department of Health.

European Chemicals Agency [ECHA] (2008). Guidance on Information Requirements and Chemical Safety Assessment, Chapter R11: PBT Assessment, European Chemicals Agency, Helsinki, Finland.

Dean, B.J., Brooks, T.M., Hodson-Walker, G., and Hutson, D.H. (1985). Genetic toxicology testing of 41 industrial chemicals. *Mutat. Res.* 153: 57-77.

ECETOC (1990). Human exposure to N-nitrosamines, their effects, and a risk assessment for N-nitrosodiethanolamine in personal care products. Technical Report no. 41, European Chemical Industry Ecology and Toxicology Center, Brussels, Belgium.

Franco, A., and Trapp, S. (2008). Estimation of the soil-water partition coefficient normalized to organic carbon for ionizable organic chemicals. *Environ. Toxicol. Chem.* 27: 1995-2004.

Franco, A., Fu, W., and Trapp, S. (2009). Influence of the soil on the sorption of ionizable chemicals: modeling advances. *Environ. Toxicol. Chem.* 28: 468-464.

Fullerton, F.R., Hoover, K., Miko, Y.B., Creasia, D.A., and Poirier, L.A. (1990). The inhibition by methionine and choline of liver carcinoma formation in male C3H mice dosed with diethylnitrosamine and fed phenobarbital. *Carcinogenesis* 11: 1301-1305.

Garner, A.O., Rossbacher, R., Kaufmann, W., and van Ravenzwaay, B. (2008). The inhalation toxicity of di- and triethanolamine upon repeated exposure. *Food. Chem. Toxicol.* 46: 2173-2183.

Haworth, S., Lawlor, T., Mortelmans, K., Speck, W., and Zeiger, E. (1983). Salmonella mutagenicity test results for 250 chemicals. *Environ. Mutagen.* 5 (Suppl. 1), 3-142.

Kamendulis, L.M., and Klaunig, J.E. (2005). Species differences in the induction of hepatocellular DNA synthesis by diethanolamine. *Toxicol. Sci.* 87: 328-336.



- Klimisch, H.J., Andreae, M., and Tillmann, U. (1997). A systematic approach for evaluating the quality of experimental and toxicological and ecotoxicological data. *Regul. Toxicol. Pharmacol.* 25:1-5.
- LeBlanc, G.A. (1980). Acute toxicity of priority pollutants to water flea (*Daphnia magna*). *Bull. Environ. Contam. Toxicol.* 24: 684-691.
- Lehman-McKeeman, L.D., and Gamsky, E.A. (1999). Diethanolamine inhibits choline uptake and phosphatidylcholine synthesis in Chinese Hamster Ovary cells. *Biochem. Biophys. Res. Commun.* 262: 600-604.
- Lehman-McKeeman, L.D., and Gamsky, E.A. (2000). Choline supplementation inhibits diethanolamine-induced morphological transformation in Syrian hamster embryo cells: evidence for a carcinogenic mechanism. *Toxicol. Sci* 55: 303-10.
- Lehman-McKeeman, L.D., Gamsky, E.A., Hicks, S.M., Vassallo, J.D., Mar, M.-H., and Zeisel, S.H. (2002). Diethanolamine induces hepatic choline deficiency in mice. *Toxicol. Sci.* 67: 38-45.
- Loveday, K.S., Lug, M.H., Resnick, M.A., Anderson, B.E., and Zeiger, E. (1989). Chromosome aberration and sister chromatid exchange tests in Chinese hamster ovary cells in vitro. II. Results with 20 chemicals. *Environ. Mol. Mutagen.*, 13. 60-94.
- Marty, M.S., Neeper-Bradley, T.L., and Neptun, D.A. (1999). Developmental toxicity of diethanolamine applied cutaneously to CD rats and New Zealand rabbits. *Regul. Toxicol. Pharmacol.* 30: 169-181.
- Mathews, J.M., Gamer, C.R., and Matthews, R.B. (1995). Metabolism, bioaccumulation, and incorporation of diethanolamine into phospholipids, *Chem. Res. Toxicol.* 18: 625-633.
- Mathews, J.M., Gamer, C.R., Black, S.L., and Matthews, R.B. (1997). Diethanolamine absorption, metabolism and disposition in rat and mouse following oral, intravenous and dermal administration. *Xenobiotica* 27: 733-746.
- Mayes, M.A., Alexander, H.C., and Dill, D.C. (1983). Study to assess the influence of age on the response of fathead minnows in static acute toxicity tests. *Bull. Environ. Contam. Toxicol.* 31: 139-147.
- Melnick, R.L., Mahler, J., Bucher, J.R., Thompson, M., Hejtmancik, M., Ryan, M.J., and Mezza, L.E. (1994a). Toxicity of diethanolamine. 1. Drinking water and topical application exposures in F344 rats. *J. Appl. Toxicol.* 14: 1-9.



- Melnick, R.L., Mahler, J., Bucher, J.R., Hejtmancik, M., Singer, A., and Persing R.L. (1994b). Toxicity of diethanolamine. 2. Drinking water and topical application exposures in B6C3F1 mice. *J. Appl. Toxicol.* 14: 11-19.
- Mendrala, A.L., Waechter, J.M., Bormett, G.A., Bartels, M.J., and Stott, W.T. (2001). The pharmacokinetics of diethanolamine in Sprague-Dawley rats following intravenous administration. *Food Chem. Toxicol.* 39: 931-939.
- Munson, A.E., White, K.L., and McCay, J.A. (1992). Immunotoxicity of diethanolamine in female Fischer 344 rats. Report to National Toxicology Program. Richmond VA, USA: Virginia Commonwealth University, Medical College of Virginia, Immunotoxicology Program; cited in OECD 2007.
- Munson, A.E., White, K.L., and McCay, J.A. (1992). Immunotoxicity of diethanolamine in female B6C3F1 mice. Report to National Toxicology Program. Richmond VA, USA: Virginia Commonwealth University, Medical College of Virginia, Immunotoxicology Program; cited in OECD 2007.
- Myhr, B.C., Bowers, L.R., and Caspary, W.J. (1986). Results from the testing of coded chemicals in the L5178Y TK+/- mouse lymphoma mutagenesis assay. *Environ. Mutagen.* 7(Suppl. 3): 58 [abstract].
- National Toxicology Program [NTP] (1992). Toxicity Studies of Diethanolamine (CAS No. 111-42-2) Administered Topically and in Drinking Water to F344/N Rats and B6C3F1 Mice. Tech. Rep. Ser. No. 20, NIH Publication No. 92-3343, Department of Health and Human Services, Research Triangle Park, NC.
- National Toxicology Program [NTP] (1999). Toxicology and Carcinogenesis Studies of Diethanolamine (CAS No. 111-42-2) in F344/N Rats and B6C3F1 Mice (Dermal Studies). Tech. Rep. Ser. No. 478, NIH Publ. No. 99-3968, Research Triangle, NC.
- Newberne, P.M., deCamagro, J.L.V., and Clark, A.J. (1982). Choline deficiency, partial hepatectomy, and liver tumors in rats and mice. *Toxicol. Pathol.* 10: 95-106.
- Newberne, P.M., Suphiphat, V., Lockniskar, M., and de Carmargo, J.L.V. (1990). Inhibition of hepatocarcinogenesis in mice by dietary methyl donors methionine and choline. *Nutr. Cancer* 14: 175-181.
- NICNAS. Human Health Tier III assessment for Ethanol, 2,2'-iminobis-. Last update 19 April 2017. Available at: <https://www.nicnas.gov.au/chemical-information/imap-assessments/imap-assessments/tier-iii-human-health/ethanol,-2,2-iminobis->.



- OECD (2007). SIDS Initial Assessment Report for SIAM 24: 2,2'-Iminodiethanol (CAS No. 111-42-2).
- Preussmann, R., Spiegelhalder, B., Eisenbrand, G., Wurtele, G., Hofmann, I. (1981). Urinary excretion of N-nitrosodiethanolamine in rats following its epicutaneous and intratracheal administration and its formation in vivo following skin applications of diethanolamine. *Cancer Lett.* 13: 227-231.
- Price, C.J., Marr, M.C., Myers, C.M., and Jahnke, G.D. (2005). Postnatal developmental of rat pups after maternal exposure to Diethanolamine. *Birth Defects Res. (Part B)* 74: 243-254.
- Rogers, A.E. (1995). Methyl donors in the diet and response to chemical carcinogens. *Am. J. Clin. Nutr.* 61(Suppl 3): 659S-665S.
- Sidransky, H., and Farber, E. (1960). Liver choline oxidase activity in man and in several species of animals. *Biochim. Biophys. Acta* 1348: 142-150.
- Stott, W.T., Bartels, M.J., Brzak, K.A., Mar, M.-H., Markham, D.A., Thornton, C.M., and Zeisel, S.H. (2000). Potential mechanisms of tumorigenic action of diethanolamine in mice. *Toxicol. Lett.* 114: 67-75.
- Turnbull, H., DeMann, J.G., and Weston, R.F. (1954). Toxicity of various refinery materials to fresh water fish. *Ind. Eng. Chem.* 46: 324-333.
- Witt, K.L., Knapton, A., Wehr, C.M., Hook, G.J., Mirsalis, J., Shelby, M.D., MacGregor, J.T. (2000). Micronucleated erythrocyte frequency in peripheral blood of B6C3F1 mice from short-term, prechronic and chronic studies of the NTP carcinogenesis bioassay program, *Environmental Mol. Mutagen.* 36: 163-194.
- Yamamoto, K., Tsutsumi, M., Kobayashi, E., Endoh, T., Noguchi, O., Okajima, E., Denda, A., Mori, Y., and Konishi, Y. (1995). Initiation of hepatocarcinogenesis by endogenously formed N-nitroso-bis(2- hydroxypropyl)amine, N-nitrosodiethanolamine and N-nitroso-2,6- dimethylmorpholine in rats. *Carcinogenesis* 16: 2633-2636.
- York, R.G., Barnwell, P.L., Pierrera, M., Schuler, R.L., and Hardin, B.D. (1988). Evaluation of twelve chemicals in a preliminary developmental toxicity test. *Teratol.* 37: 503-504.
- Zeisel, S.H. (1996). Choline: A nutrient that is involved in the regulation of cell proliferation, cell death and transformation. *Adv. Exp. Med. Biol.* 399: 131-141.



Zeisel, S.H., and Blusztajn, J.K. (1994). Choline and human studies. *Annual Rev. Nutr.* 14: 269-296.

Zurita, J.L., Repetto, G., Jos. A., del Peso, A., Salguero, M., López-Artíguez, A., Olano, D., and Cameán, A. (2005). Ecotoxicological evaluation of diethanolamine using a battery of microbiotests. *Toxicol. In Vitro* 19: 879-886.





## DIETHYLENE GLYCOL

This dossier on diethylene glycol does not represent an exhaustive or critical review of all available data. Rather, it presents the most critical studies pertinent to the risk assessment of diethylene glycol in its use in drilling muds and hydraulic fracturing fluids. The information presented in this dossier was obtained from the ECHA database that provides information on chemicals that have been registered under the EU REACH (ECHA). Where possible, study quality was evaluated using the Klimisch scoring system (Klimisch *et al.*, 1997).

### I. SUBSTANCE IDENTIFICATION

Chemical Name (IUPAC): 2-(2-hydroxyethoxy)ethan-1-ol

CAS RN: 111-46-6

Molecular formula:  $C_4H_{10}O_3$  or  $(CH_2CH_2OH)_2O$

Molecular weight: 106.12

Synonyms: Diethylene glycol; 2,2'-oxydiethanol; diglycol; bis(2-hydroxyethyl) ether; 2-hydroxyethyl ether; 2,2'-oxybisethanol; 2-(2-hydroxyethoxy)ethanol; ethanol, 2,2'-oxybis-; 2-(2-hydroxyethoxy)ethan-1-ol; glycol ethyl ether; ethylene diglycol

SMILES: C(COCCO)O

### II. PHYSICO-CHEMICAL PROPERTIES

**Table 1: Overview of the Physico-chemical Properties of Diethylene Glycol**

Property	Value	Klimisch score	Reference
Physical state at 20°C and 101.3 kPa	A colorless viscous liquid	2	ECHA
Melting point	-6.5°C	2	ECHA
Boiling point	244.9°C	2	ECHA
Density	1.118 g/cm <sup>3</sup> @ 20°C	2	ECHA
Vapor pressure	0.008 hPa @ 25°C	2	ECHA
Partition coefficient (log K <sub>ow</sub> )	-1.98 (calculated)	2	ECHA
Water solubility	1,000 g/L @ 20°C	2	ECHA



Property	Value	Klimisch score	Reference
Flash point	138°C	2	ECHA
Auto flammability	372°C	2	ECHA
Viscosity	30 mPa s (dynamic) @ 25°C	2	ECHA

### III. ENVIRONMENTAL FATE PROPERTIES

#### A. Summary

#### B. Biodegradation

Diethylene glycol is readily biodegradable. In an OECD 301B test, there was 70-80% and 90-100% degradation after 28 days, as determined by CO<sub>2</sub> evolution and DOC removal respectively (ECHA) [Kl. score = 2].

In an OECD 301A test, there was 90-100% degradation after 28 days, although the 10-day window was missed (ECHA) [Kl. score = 1]. In a modified MITI I test (OECD 301C), there was up to 92% degradation after 28 days (ECHA) [Kl. score = 2].

#### C. Environmental Distribution

##### Adsorption/desorption

No experimental data are available for diethylene glycol. Using KOCWIN in EPISUITE™ (EPA, 2019), the estimated K<sub>oc</sub> value from log K<sub>ow</sub> is 0.1579 L/kg. The estimated K<sub>oc</sub> value from the molecular connectivity index (MCI) is 1 L/kg.

#### D. Bioaccumulation

Diethylene glycol has low potential to bioaccumulate. In a three-day bioaccumulation fish study with *Leuciscus idus melanotus*, the BCF was determined to be 100 (Freitag *et al.*, 1985) [Kl. score = 2]. The calculated log K<sub>ow</sub> for diethylene glycol is -1.98 (Verschueren, 1993).



## IV. HUMAN HEALTH HAZARD ASSESSMENT

### A. Summary

### B. Acute Toxicity

The oral LD<sub>50</sub> in rats is 19,600 mg/kg (Lenk *et al.*, 1989; ECHA) [Kl. score = 2]; and 16,500 mg/kg (Laug *et al.*, 1939; ECHA) [Kl. score = 2].

No deaths were reported in rats exposed to a saturated vapor for 6 hours (OECD, 2007) [Kl. score = 2]. No deaths were also reported in male and female Aplk:AP<sub>1</sub>SD (Wistar-derived) rats exposed to 5,080 mg/m<sup>3</sup> diethylene glycol aerosol (MMAD = 2.83 µm, GSD = 2.05) for 4 hours (OECD, 2007) [Kl. score = 2].

The dermal LD<sub>50</sub> in rabbits was reported to be 12,500 mg/kg (OECD, 2007) [Kl. score = 2]. The dermal LD<sub>50</sub> in rabbits was reported to be 13,300 mg/kg (ECHA) [Kl. score = 4].

### C. Irritation

When applied to the skin of rabbits for 24 hours under occlusive conditions, diethylene glycol was essentially non-irritating with a PII score of 0.04 (Guillot *et al.*, 1982, ECHA) [Kl. score = 2]. In a human repeated irritation patch test, diethylene glycol was minimally irritating to the skin (OECD, 2007) [Kl. score = 2].

Diethylene glycol was not considered a skin irritant in an in vitro reconstructed human epidermis test (ECHA) [Kl. score = 1].

Instillation of 0.1 mL diethylene glycol into the eyes of rabbits produced minor, transient irritation; no corneal lesions were observed (OECD, 2007) [Kl. score = 2]. When instilled into the eyes of rabbits, the ocular irritancy was 11.67 based on a modified Kay Calandra scale of 0 to 110 (Guillot *et al.*, 1982, ECHA) [Kl. score = 2].

### D. Sensitization

Diethylene glycol was not a skin sensitizer to guinea pigs in a maximization test (OECD, 2007, ECHA) [Kl. score = 1]. Diethylene glycol was not a skin sensitizer in a human repeat irritation patch test (OECD, 2007, ECHA) [Kl. score = 4].

### E. Repeated Dose Toxicity

#### Oral

Male and female Wistar rats were given in their diet 0, 0.085, 0.17, 0.4, and 2.0% diethylene glycol for 225 days. The corresponding average daily intakes were 0, 51, 105, 234, and 1194



mg/kg-day for males; and 0, 64, 126, 292 and 1462 mg/kg-day for females. In the 0.4% and 2% groups, there were oxalate crystalluria and mild defects of renal function (increased urine volume), as measured by concentration tests. The only finding in the 0.17% group was a 13.2% increase in urinary oxalate excretion in males; no effects were observed in the 0.085% group. The NOAEL and NOEL for this study is considered to be 0.17% (approximately 105 mg/kg-day) and 0.085% (approximately 51 mg/kg-day), respectively (ECHA) [Kl. score = 2].

#### Inhalation

No studies are available.

#### Dermal

No studies are available.

### **F. Genotoxicity**

#### *In Vitro* Studies

The *in vitro* genotoxicity studies on diethylene glycol are shown in Table 2.

**Table 2: *In vitro* Genotoxicity Studies on Diethylene Glycol**

Test System	Results*		Klimisch Score	Reference
	-S9	+S9		
Bacterial reverse mutation ( <i>S. typhimurium</i> strains)	-	-	1	OECD (2007), ECHA
Bacterial reverse mutation ( <i>S. typhimurium</i> strains)	-	-	1	ECHA
Chromosomal aberration (CHO cells)	-	-	2	OECD (2007), ECHA
Sister chromatid exchange (CHO cells)	-	-	2	OECD (2007), ECHA

\*+, positive; -, negative

#### *In Vivo* Studies

Micronuclei were not increased in the bone marrow of NMRI mice given a single intraperitoneal injection of 0, 500, 1000 or 2000 mg/kg diethylene glycol (ECHA) [Kl. score = 1].



## G. Carcinogenicity

### Oral

Male and female F344 rats were given in their drinking water 0, 1.25 or 2.5% diethylene glycol (97% purity) for two years. The daily intake was estimated to be 0, 1,210, and 2,630 mg/kg-day for males; and 0, 1,160, and 2,550 mg/kg-day for females. Mortality was increased in the 2.5% males; drinking water consumption was increased in the 2.5% males and females. There were no significant differences in the incidence of tumors between treated and control animals (Hiasa *et al.*, 1990; ECHA). [Kl. score = 2]

Male Osborne-Mendel rats were given in their feed 0, 1, 2, or 4% diethylene glycol for two years. During the first 26 weeks of the study, weight gain was significantly reduced at all dose levels. After the first year, the growth of rats fed the 4% diets was significantly reduced relative to the controls. There were no significant differences in food consumption at any treatment level. Mortality in rats fed the 4% diet was significantly higher than the control group; all animals were found dead before the end of the study (most dying during the last 12 months), compared with 7/12 control deaths. The incidence of bladder stones and bladder tumors increased with diethylene glycol exposure, with 0, 0, 6, and 5 bladder tumors observed in the control, 1, 2, and 4% DEG groups, respectively. Bladder stones were observed in 0, 2, 7, and 11 rats in the control, 1, 2, and 4% groups, respectively. In all but one case, bladder stones were present when bladder tumors were observed, suggesting that chronic irritation was a factor in the production of bladder tumors. The severity and incidence of signs of kidney damage (hydronephrosis, hydroureter, focal tubular atrophy, hyalin cast formation, glomerular atrophy) increased in a treatment-related manner, with gross kidney lesions observed in 1/12, 3/12 and 8/12 of the rats in the low-, mid-, and high-dose groups, respectively. Liver damage observed histologically also increased with the level of diethylene glycol exposure. It cannot be ruled out that this older study, which showed a significant increase in bladder stones and bladder tumors, may have been influenced by the presence of ethylene glycol as an impurity (Fitzhugh and Nelson, 1946). [Kl. score = 3]

Male and female rats were given in their feed 0, 2, or 4% diethylene glycol (containing 0.031% ethylene glycol) for two years. Rats were either just weaned, 2 months old, or 12 months old at the initiation of the exposure. The dietary concentration of diethylene glycol was adjusted for the food consumption and body weight of each group. For 4% diet, the dosage in weanlings was 5,400 mg/kg-day for the first 28 days, approximately 3,700 mg/kg/day during the next two-week period, gradually declined to about 2,000 mg/kg-day over the next three months and remained at that level for the rest of the study. A study average of 2,300 mg/kg/day for weanlings fed 4% in the diet was calculated from data provided by the authors. None of the 12-month old male rats included in the study survived, whereas all the females in that group survived to termination of the study. Although weanling rats developed more bladder stones than the other groups, the difference was insignificant. The yearling rats developed their bladder stones somewhat earlier. The yearling rats in the 4% groups had the highest stone formation (8 out of 20 rats) and had the only bladder tumor in this dose group; the rat with the bladder tumor also had bladder stones. No bladder stones or tumors were observed in rats of any age in the control or in the 2% groups. The bladder tumors associated with the stones were considered to be the result of mechanical irritation, and diethylene glycol was not considered to be a primary rat carcinogen. The LOAEL and NOAEL for this study were dietary concentrations of 4% and 2%



(approximately 2,300 and 1,200 mg/kg), respectively. It cannot be ruled out that this older study, which showed a significant increase in bladder stones and bladder tumors, may have been influenced by the presence of ethylene glycol as an impurity (Weil *et al.*, 1965). [KI. score = 3]

## H. Reproductive Toxicity

In a two-generation study, male and female rats were dosed by oral gavage with 1 mL/100 g body weight of a 20% aqueous solution of diethylene glycol (approximately 2 mL/kg-day) for 8 weeks. A control group was given daily oral gavage doses of 1 mL/100 g body weight distilled water. Five of the treated females were dosed with diethylene glycol until parturition, the other five until the pups were weaned. Treatment of the P-generation with diethylene glycol for 12 weeks did not impair reproduction. The test animals and the controls became pregnant at almost the same time, litter size averaged 8-10 young, and the young exhibited similar, uniform development. Growth and onset of estrus were not affected by treatment. The endocrine glands investigated showed no differences from the controls with regard to weight and fine structure. The receptiveness and litter size of the untreated F<sub>1</sub> generation were the same as those of the P-generation, and the F<sub>2</sub> generation was normal with regard to weight gain, onset of sexual maturity, and weight as well as histology of the organs examined. The NOAEL for this study was calculated to be 2,200 mg/kg-day (Wegener, 1953; ECHA). [KI. score = 2]

A continuous breeding protocol (RACB) was used to study the reproductive toxicity of diethylene glycol in mice. Male and female CD-1 mice were administered in their drinking water 0, 0.35, 1.75, or 3.5% diethylene glycol. Mice were exposed for 7 days prior to mating, 98 days during cohabitation of breeding pairs, and a further 23 days after segregation of each pair.

Breeding study: The mice given 1.75% or 3.5% diethylene glycol consumed significantly more drinking water than did the controls. On the basis of water consumption and body weight data, the 0, 0.35, 1.75, and 3.5% dose groups were equivalent to average daily intakes of 0, 612, 3,062, or 6,125 mg/kg-day, respectively. There was no treatment-related mortality. In the 3.5% dose group, there was significant decreases in the number of litters produced per pair, number of live pups per litter, proportion of pups born alive, and the absolute and adjusted pup weights. A significant dose-related trend for reduced absolute pup weights was also observed. Exposure to the 3.55 dose group also resulted in a significant increase in the cumulative days to litter and fewer breeding pairs were able to produce litters: 82%, 76%, and 59% of the pairs exposed to 3.5% in the diet produced the third, fourth or fifth litters, respectively, whereas 97-100% of the control group produced litters.

Crossover mating: The mating index and the fertility of the 3.5% dosed males or females were unaffected compared with the control mice. However, live pup weight was decreased in the highest-dose group, in which a 9% difference was observed for the offspring of the control males and the treated females. At the end of this test the parental animals (F<sub>0</sub> of breeding study) were necropsied. For the male mice there were no significant differences in the body or organ weights, either absolute or adjusted for body weight. Analysis of the cauda epididymal contents of F<sub>0</sub> males at necropsy indicated that there were no effects of diethylene glycol in the highest-doses group on the sperm concentration or the percentage of motile or abnormal sperm. The mean body weight of the 3.5% dosed F<sub>0</sub> females was significantly decreased relative



to the control females. The magnitude of this decrease was approximately 7%. These animals also exhibited significantly decreased absolute liver and pituitary weights, but their organ-to-body weight ratios were not different from controls. There were no significant treatment-related gross or histopathological lesions in the organs examined from the male and female F<sub>0</sub> mice (Williams *et al.*, 1990). [Kl. score = 2]

## **I. Developmental Toxicity**

Time-pregnant CD rats were dosed by oral gavage with 0, 1,118, 4,472 or 8,944 mg/kg on gestational days 6-15. In the high-dose females, there were reduced body weight gain, reduced food consumption, increased water consumption, increased liver and kidney weights, and histopathological changes in the kidney. The mid-dose females exhibited only increased water consumption. There were no treatment-related effects on corpora lutea or implantations. Fetal body weights were reduced in the high-dose animals. Total or individual external or visceral variations were similar between treated and control groups; however, individual skeletal variations were significantly increased in the mid- and high- dose groups. The pattern of delayed ossification was considered consistent with reduced fetal body weight. Malformations were similar between treated and control groups. The maternal and developmental NOELs for this study were considered to be 1,118 mg/kg/day (Ballantyne and Snellings, 2005). [Kl. score = 2]

Time-pregnant CD-1 mice were dosed by oral gavage with 0, 559, 2,795, or 11,180 mg/kg/day during gestational days 6-15. In the high-dose females, there was mortality, clinical signs, and increased water consumption; only increased water consumption was observed in the mid-dose females. Fetal body weights were significantly reduced in the high-dose animals. There were no increases in variations or malformations between treated and control animals. The maternal and developmental NOELs were 559 and 2,795 mg/kg/day, respectively (Ballantyne and Snellings, 2005). [Kl. score = 2]

Groups of 15 pregnant Himalayan rabbits were administered oral (gavage) doses of 0, 100, 400, or 1000 mg/kg DEG on gestational days 7-19. No maternal toxicity was observed at any of the DEG doses administered. The fetal and litter incidence of skeletal, soft tissue, and external anomalies or variations were comparable to those of the control and/or historical control groups. The authors set the maternal and developmental toxicity NOEL at greater than 1,000 mg/kg (Hellwig *et al.*, 1995). [Kl. score = 1]

## **V. DERIVATION OF TOXICOLOGICAL REFERENCE AND DRINKING WATER GUIDANCE VALUES**

The toxicological reference values developed for diethylene glycol follow the methodology discussed in enHealth (2012). The approach used to develop drinking water guidance values is described in the Australian Drinking Water Guidelines (ADWG, 2011).



## A. Non-Cancer

### Oral

The lowest NOAEL reported in the repeat dose toxicity study is 105 mg/kg/day based on the 225-day rat dietary study. Although, there was a 13.2% increase in oxalate excretion at this dose level, this was considered a biomarker and not an indicator of toxicity. At 0.4% (the LOAEL), there were oxalate crystalluria and mild defects of renal function (increased urine volume), as measured by concentration tests. The NOAEL of 105 mg/kg-day will be used for determining the oral Reference dose (RfD) and the drinking water guidance value.

#### *Oral Reference Dose (oral RfD)*

$$\text{Oral RfD} = \text{NOAEL} / (\text{UF}_A \times \text{UF}_H \times \text{UF}_L \times \text{UF}_{\text{Sub}} \times \text{UF}_D)$$

Where:

$\text{UF}_A$  (interspecies variability) = 10

$\text{UF}_H$  (intraspecies variability) = 10

$\text{UF}_L$  (LOAEL to NOAEL) = 1

$\text{UF}_{\text{Sub}}$  (subchronic to chronic) = 1

$\text{UF}_D$  (database uncertainty) = 1

$$\text{Oral RfD} = 105 / (10 \times 10 \times 1 \times 1 \times 1) = 105 / 100 = \underline{1.0 \text{ mg/kg-day}}$$

#### *Drinking water guidance value*

Drinking water guidance value = (animal dose) x (human weight) x (proportion of intake from water) / (volume of water consumed) x (safety factor)

Using the oral RfD,

Drinking water guidance value = (oral RfD) x (human weight) x (proportion of water consumed) / (volume of water consumed)

where:

Human weight = 70 kg (ADWG, 2011)

Proportion of water consumed = 10% (ADWG, 2011)

Volume of water consumed = 2L (ADWG, 2011)

$$\text{Drinking water guidance value} = (1.05 \times 70 \times 0.1) / 2 = \underline{3.7 \text{ mg/L}}$$

## B. Cancer

A two-year study of in rats showed no carcinogenic effects when diethylene glycol was administered in drinking water (Hiasa et al., 1990). In older studies, bladder tumors were





observed in rat given diethylene glycol in feed; the tumors are considered to be the result of physical irritation from the bladder stones that also were noted in the same animals (Fitzburgh and Nelson, 1946; Weil et al., 1965). It cannot be ruled out that these older studies, which showed a significant increase in bladder stones and bladder tumors, may have been influenced by the presence of ethylene glycol as an impurity. A cancer reference value was not derived.

## VI. HUMAN HEALTH HAZARD ASSESSMENT OF PHYSICO-CHEMICAL PROPERTIES

Diethylene glycol does not exhibit the following physico-chemical properties:

- Explosivity
- Flammability
- Oxidizing potential

## VII. ENVIRONMENTAL HAZARD ASSESSMENT

### A. Summary

### B. Aquatic Toxicity

#### Acute Studies

Table 3 lists the results of acute aquatic toxicity studies on diethylene glycol.

**Table 3: Acute Aquatic Toxicity Studies on Diethylene Glycol**

Test Species	Endpoint	Results (mg/L)	Klimisch score	Reference
<i>Pimephales promelas</i>	96-h LC <sub>50</sub>	75,200	2	ECHA
<i>Oncorhynchus mykiss</i>	96-h LC <sub>50</sub>	66,000	2	ECHA
<i>Daphnia magna</i>	24-h EC <sub>50</sub>	>10,000	2	ECHA
<i>Daphnia magna</i>	48-h EC <sub>50</sub>	65,980	2	ECHA
<i>Daphnia magna</i>	48-h EC <sub>50</sub>	62,630	2	ECHA

#### Chronic Studies

The 8-day TGK to algae *Scenedesmus quadricauda* was determined to be 2,700 mg/L for diethylene glycol (ECHA) [Kl. score = 2].



### C. Terrestrial Toxicity

No studies are available.

### D. Calculation of PNEC

The PNEC calculations for diethylene glycol follow the methodology discussed in DEWHA (2009).

#### PNEC water

Experimental results are available for three trophic levels. Acute E(L)C<sub>50</sub> values are available for fish (66,000 mg/L), and *Daphnia* (>10,000 mg/L). Results from a chronic algae study is available on diethylene glycol (2,700 mg/L). On the basis that the data consists of short-term results from two trophic levels and a long-term result from one trophic level, an assessment factor of 100 has been applied to the lowest reported value, which is the chronic value for algae. The PNEC<sub>aquatic</sub> is 27 mg/L.

#### PNEC soil

There are no toxicity data for terrestrial or soil organisms. Therefore, the PNEC<sub>soil</sub> was calculated using the equilibrium partitioning method. The PNEC<sub>soil</sub> is 0.36 mg/kg soil dry weight.

The calculations are as follows:

$$\begin{aligned} \text{PNEC}_{\text{soil}} &= (\text{Kp}_{\text{soil}}/\text{BD}_{\text{soil}}) \times 1000 \times \text{PNEC}_{\text{water}} \\ &= (0.02/1500) \times 1000 \times 27 \\ &= 0.36 \end{aligned}$$

Where:

Kp<sub>soil</sub> = soil-water partition coefficient (m<sup>3</sup>/m<sup>3</sup>)

BD<sub>soil</sub> = bulk density of soil (kg/m<sup>3</sup>) = 1,500 [default]

$$\begin{aligned} \text{Kp}_{\text{soil}} &= \text{K}_{\text{oc}} \times \text{f}_{\text{oc}} \\ &= 1 \times 0.02 \\ &= 0.02 \end{aligned}$$

Where:

K<sub>oc</sub> = organic carbon normalised distribution coefficient (L/kg). The K<sub>oc</sub> for diethylene glycol based on the molecular connectivity index (MCI) is 1 L/kg (EPA, 2019).

f<sub>oc</sub> = fraction of organic carbon in soil = 0.02 [default].

### VIII. PBT Assessment

The methodology for the Persistent, Bioaccumulative and Toxic (PBT) substances assessment is based on the Australian and EU Reach Criteria methodology (DEWHA, 2009; ECHA, 2008).



Diethylene glycol has been shown to be readily biodegradable; thus, it does not meet the screening criteria for persistence.

The calculated  $\log K_{ow}$  is -1.98, and the experimental BCF is 100. Thus, diethylene glycol does not meet the screening criteria for bioaccumulation.

The lowest chronic toxicity value for diethylene glycol is  $>0.1$  mg/L. Thus, diethylene glycol does not meet the criteria for toxicity.

The overall conclusion is that diethylene glycol is not a PBT substance.

## **IX. CLASSIFICATION AND LABELING**

### **A. Classification**

Not classified.

### **B. Labelling**

No signal word.

### **C. Pictogram**

None

## **X. SAFETY AND HANDLING**

### **A. FIRST AID**

Eye Contact

Skin Contact

Inhalation

Ingestion

Notes to Physician

Medical Conditions Aggravated by Exposure

Emergency Personnel Protection

.



## **B. FIRE FIGHTING INFORMATION**

Extinguishing Media

Specific Exposure Hazards

Special Protective Equipment for Firefighters

## **C. ACCIDENTAL RELEASE MEASURES**

Personal Precautions

Environmental Precautions

Steps to be Taken if Material is Released or Spilled

## **D. STORAGE AND HANDLING**

General Handling

Other Handling Precautions

Storage

## **E. EXPOSURE CONTROLS / PERSONAL PROTECTION**

Occupational Exposure Standards

Workplace Australia has not established an occupational exposure standard for diethylene glycol.

Engineering Controls

Personal Protection Equipment

*Respiratory Protection:*

*Hand Protection:*

*Skin Protection:*

*Eye protection:*



*Other Precautions:*

## **F. TRANSPORT INFORMATION**

Diethylene glycol is not considered hazardous for purposes of transportation by road or rail. An Australian Dangerous Goods code is not required.

## **XI. DISPOSAL**

Disposal should be in accordance with all local, state, and federal regulations.

## **XII. REGULATORY INFORMATION**

Australian AICS Inventory: Listed.

## **XIII. REFERENCES**

- ADWG (2011). National Water Quality Management Strategy. Australian Drinking Water Guidelines, Section 6, Australian Government, National Health and Medical Research Council, Natural Resource Management Ministerial Council.
- Ballantyne, B., and Snellings, W.M. (2005). Developmental toxicity study with diethylene glycol by gavage to CD rats and CD-1 mice. Food Chem. Toxicol. 43: 1637-1646.
- Cavender, F.L. and Sowinski, E.J. (1994). Glycols. In: Patty's Industrial Hygiene and Toxicology, 4th Edition, Clayton, G.D. and Clayton, F.E. (Editors), John Wiley & Sons, New York.
- Department of the Environment, Water, Heritage and the Arts [DEWHA] (2009). Environmental risk assessment guidance manual for industrial chemicals, Department of the Environment, Water, Heritage and the Arts, Commonwealth of Australia.
- ECHA. ECHA REACH database: <http://echa.europa.eu/information-on-chemicals/registered-substances>
- enHealth Human Risk Assessment [HHRA] (2012). Environmental Health Risk Assessment, Guidelines for Assessing Human Health Risks from Environmental Hazards. Office of Health Protection of the Australian Government Department of Health.
- European Chemicals Agency [ECHA] (2008). Guidance on Information Requirements and Chemical Safety Assessment, Chapter R11: PBT Assessment, European Chemicals Agency, Helsinki, Finland.



- Fitzhugh, O.G., and Nelson, A (1946). Comparison of the chronic toxicity of triethylene glycol with that of diethylene glycol. *J. Ind. Hyg. Tox.* 25: 40-43.
- Freitag, D., Ballhorn, L., Geyer, H., and Korte, F. (1985). Environmental hazard profile of organic chemicals. An experimental method for the assessment of the behavior of organic chemicals in the ecosphere by means of simple laboratory tests with <sup>14</sup>C labeled chemicals. *Chemosphere* 14: 1589-1616.
- Guillot, J.P., Martini, M.C., Giauffret, J.Y., Gonnet, J.F., and Guyot, J.Y. (1982). Safety evaluation of some humectants and moisturizers used in cosmetic formulations. *Int. J. Cosmetic Sci.* 4: 67-80.
- Hellwig, J., Klimisch, H.J., and Jäckh, R. (1995). Investigation of the prenatal toxicity of orally administered diethylene glycol in rabbits. *Fundam. Appl. Toxicol.* 28: 27-33. (1995).
- Hiasa, Y., Kitahori, Y., Morimoto, J., Konishi, W., and Ohshima, M. (1990). Absence of carcinogenic or promoting effects of diethylene glycol on renal tumorigenesis in rats. *J. Toxicol. Pathol.* 3: 97-104.
- Klimisch, H.J., Andreae, M., and Tillmann, U. (1997). A systematic approach for evaluating the quality of experimental and toxicological and ecotoxicological data. *Regul. Toxicol. Pharmacol.* 25:1-5.
- Laug, E., Calvery, H.O., Morris, H.J., and Woodward, G. (1939). The toxicology of some glycols and derivatives. *J. Ind. Hyg. Toxicol.* 21: 173-201.
- Lenk, W., Löhr, D., and Sonnenbichler, J. (1989). Pharmacokinetics and biotransformation of diethylene glycol and ethylene glycol in the rat. *Xenobiotica* 19: 961-979.
- OECD (2004). SIDS Initial Assessment Report on the Ethylene Glycol Category: Ethylene Glycol (CAS No. 107-21-1), Diethylene Glycol (CAS No. 111-46-6), Triethylene Glycol (CAS No. 112-27-6), Tetraethylene Glycol (CAS No. 112-60-7), Pentaethylene glycol (CAS No. 4792-15-8).
- OECD (2007). SIDS Dossier on the HPV Chemical Diethylene Glycol (CAS No. 111-46-6).
- U.S. Environmental Protection Agency [EPA] (2019). EPISuite™ v. 4.11, United States Environmental Protection Agency, Office of Pollution Prevention and Toxics and Syracuse Research Corporation. Available at: <https://www.epa.gov/tsca-screening-tools/epi-suite-estimation-program-interface>.
- Verschuere, K. (1993). Handbook of Environmental Data on Organic Chemicals, 2<sup>nd</sup> Edition, Van Nostrand, New York.
- Wegener, H. (1953). The reproductive capacity of rats after the action of diethylene glycol. *Arch. Exper. Path. u. Pharmacol.* 220: 414-417.



Weil, C.S., Carpenter, C. and Smyth, H.F. (1965). Urinary bladder response to diethylene glycol. Arch. Environ. Health 77: 569-581.

Williams, J., Reel, J., George, J., and Lamb, IV, J. (1990). Reproductive effects of diethylene glycol and diethylene glycol monoethyl ether in Swiss CD-1 mice assessed by a continuous breeding protocol. Fundam. App. Toxicol. 74: 622-635.



## DISODIUM OCTABORATE TETRAHYDRATE

This dossier on disodium octaborate tetrahydrate does not represent an exhaustive or critical review of all available data. Rather, it presents the most critical studies pertinent to the risk assessment of disodium octaborate tetrahydrate in its use in drilling muds and hydraulic fracturing fluids. Where possible, study quality was evaluated using the Klimisch scoring system (Klimisch *et al.*, 1997).

### I. SUBSTANCE IDENTIFICATION

Chemical Name (IUPAC) [Disodium octaborate]: disodium;(9,11-dioxido-5-oxoboranyloxy-2,4,6,8,10,12,13-hepta-1,3,5,7,9,11-hexaborabicyclo[5.5.1]tridecan-3-yl)oxy-oxovorane

CAS RN: 12280-03-4

Molecular formula:  $\text{Na}_2\text{B}_8\text{O}_{13} \cdot 4\text{H}_2\text{O}$

Molecular weight: 412.4

Synonyms: Disodium octaborate tetrahydrate; disodium octaborate

SMILES (disodium octaborate): B(=O)OB1OB2OB(OB(O2)OB(O1)OB=O)[O-]][O-].[Na+].[Na+]

### II. PHYSICO-CHEMICAL PROPERTIES

**Table 1: Overview of the Physico-chemical Properties of Disodium Octaborate Tetrahydrate**

Property	Value	Klimisch score	Reference
Physical state at 20°C and 101.3 kPa	White, odorless, crystalline powder	1	ECHA
Melting Point	>1,000°C	1	ECHA
Density	1.874 g/cm <sup>3</sup>	1	ECHA
Vapor Pressure	9.9 x 10 <sup>-17</sup> Pa @ 25°C	1	ECHA
Water Solubility	223.65 g/L @ 20°C	1	ECHA





Property	Value	Klimisch score	Reference
Auto flammability	Not a self-heating substance	1	ECHA

Exposure to borates are often expressed in terms of boron (B) equivalents based on the fraction of boron in the source substance on a molecular weight basis. The B equivalents used are a generic designation rather than a designation of the element boron. The factor for converting disodium octaborate tetrahydrate to B-equivalents is 0.2096.

### III. ENVIRONMENTAL FATE PROPERTIES

Many minerals contain boron, which is present as the sodium or calcium borate salt. Thus, boron is ubiquitous and widely distributed in the environment. It is present in rocks, soil and water and is released into the environment primarily from the weathering of rock and soil, volatilization of sea water, and anthropogenic activity.

Disodium octaborate tetrahydrate ( $\text{Na}_2\text{B}_8\text{O}_{13} \cdot 4\text{H}_2\text{O}$ ) is very soluble in water, with the main species in freshwater being the borate ion  $[\text{B}(\text{OH})_4]^-$  and boric acid  $\text{B}(\text{OH})_3$ , depending on the pH. The relative proportion of boric acid and borate ions is controlled by pH:  $\text{B}(\text{OH})_3 + 2\text{H}_2\text{O} \rightleftharpoons [\text{B}(\text{OH})_4]^- + \text{H}_3\text{O}^+$ . In dilute aqueous solutions, boric acid does not dissociate at pH < 7; at pH values between 7 and 11, both boric acid and borate ions are present. In dilute aqueous solutions and physiological conditions, the predominant species present is un-dissociated boric acid. So, the consideration of boric acid addresses the relevant environmental stability properties for borates.

In natural waters, boron forms stable species and exists primarily as un-dissociated boric acid  $[\text{B}(\text{OH})_3]$  and complex polyanions (e.g.,  $[\text{B}(\text{OH})_4]^-$ ). These forms of boron are highly soluble and not easily removed from solution by natural mechanisms. Borate and boric acid are in equilibrium depending on the pH of the water. At an acidic pH, boron exists in solution mainly as un-dissociated boric acid, whereas at alkaline pH it is present as borate ions.

Degradation is not applicable to inorganic borates, such as disodium octaborate tetrahydrate. It is not subject to hydrolysis, photodegradation, or biodegradation (ECHA). Inorganic borates are subject to chemical transformation processes (adsorption, complexation, precipitation, fixation) once released into the environment (ECHA).

The WHO review of boron (WHO, 1998) noted that “highly water soluble materials are unlikely to bioaccumulate to any significant degree and that borate species are all



present essentially as un-dissociated and highly soluble boric acid at neutral pH". A BCF of <0.1 was reported in Chinook salmon fed boron-supplemented diets for 60 to 90 days (Hamilton and Wiedmeyer, 1990).

#### **IV. HUMAN HEALTH HAZARD ASSESSMENT**

##### **A. Summary**

Disodium octaborate tetrahydrate exhibits low acute toxicity by the oral and dermal routes. It is not a skin or eye irritant, or a skin sensitizer. Toxicity studies on boric acid, borax (disodium tetraborate decahydrate), and boron oxide have been used to read-across to disodium octaborate tetrahydrate. This is justified because, in aqueous media at physiological pH, all of these inorganic borate compounds will predominantly exist as un-dissociated boric acid. The developing fetus and the testes are the two most sensitive targets of boron toxicity in multiple species. The testicular effects include reduced organ weight and organ to body weight ratio, atrophy, degeneration of the spermatogenic epithelium, impaired spermatogenesis, reduced fertility, and sterility. The developmental effects from boron exposure include high prenatal mortality; reduced fetal body weight; and malformations and variations. Repeated inhalation exposure to boron oxide resulted in slight irritation to the respiratory tract, but no systemic toxicity. Boric acid was not genotoxic; and boric acid and borax was not carcinogenic to rodents.

##### **B. Acute Toxicity**

The oral LD<sub>50</sub> of disodium octaborate tetrahydrate in rats is 2,550 mg/kg (ECHA) [Kl. score = 1]. The oral LD<sub>50</sub> of boric acid in rats is 3,450 mg/kg (ECHA) [Kl. score = 1]. The oral LD<sub>50</sub> of anhydrous boric acid in rats is >2,500 mg/kg. [Kl. score = 1].

There are no acute inhalation studies on disodium octaborate tetrahydrate. The 4-hour inhalation LC<sub>50</sub> value for boric acid in rats is >2.01 mg/L. The mass median aerodynamic diameter (MMAD) was 2.8 µm (ECHA) [Kl. score = 1]. In another study, the 4-hour inhalation LC<sub>50</sub> value for boric acid in rats was >2.03 mg/L (ECHA) [Kl. score = 1]. The 4-hour inhalation LC<sub>50</sub> value for disodium tetraborate pentahydrate in rats is >2.04 mg/L (ECHA) [Kl. score = 1].

The dermal LD<sub>50</sub> of disodium octaborate tetrahydrate in rabbits is >2,000 mg/kg (ECHA) [Kl. score = 1]. The dermal LD<sub>50</sub> of boric acid in rabbits is >2,000 mg/kg (ECHA) [Kl. score = 1]. The dermal LD<sub>50</sub> of sodium tetraborate pentahydrate in rabbits is >2,000 mg/kg (ECHA) [Kl. score = 1].



### **C. Irritation**

Application of 0.5 g. of disodium octaborate tetrahydrate to the skin of rabbits for 4 hours under occlusive conditions was not irritating. The mean of the 24, 48, and 72 hour scores were: 0.22 for erythema and 0.00 for edema (ECHA) [Kl. scores = 1].

Application of 0.5 g. of boric acid to the skin of rabbits for 24 hours under occlusive conditions was not irritating. The mean of the 24 and 72 hour scores were: 0.13 for erythema and 0.00 for edema (ECHA) [Kl. scores = 1]. Application of 0.5 g. of sodium tetraborate pentahydrate to the skin of rabbits for 4 hours under occlusive conditions was not irritating. The mean erythema and edema scores were 0.00 (ECHA) [Kl. scores = 2].

Disodium octaborate tetrahydrate was not considered to be an eye irritant when 0.053 or 0.049 g. was instilled into the eyes of rabbits (ECHA) [Kl. scores = 1]. Instillation of 0.08 mL boric acid into the eyes of rabbits was slightly irritating. The mean of 24, 48, and 72 hours scores were: 0.22 for corneal opacity; 0.22 for iridial lesions; 2.8 for conjunctival redness; and 1.89 for chemosis (ECHA) [Kl. score = 1].

### **D. Sensitization**

Disodium octaborate tetrahydrate was not a skin sensitizer to guinea pigs in a Buehler test (ECHA) [Kl. score = 1].

Boric acid was not a skin sensitizer to guinea pigs in a Buehler test (ECHA) [Kl. score = 1]. Sodium tetraborate pentahydrate was not a skin sensitizer to guinea pigs in a Buehler test (ECHA) [Kl. score = 1]. Sodium tetraborate decahydrate was not a skin sensitizer to guinea pigs in a Buehler test (ECHA) [Kl. score = 1].

### **E. Repeated Dose Toxicity**

#### **Oral**

Male and female SD rats were given in their feed boric acid at doses of 0, 52.5, 175, 525, 1,750 or 5,250 ppm B equivalents for 90 days. The average intake has been estimated to be approximately 0, 2.6, 8.8, 26, 87.5 or 262.5 mg B/kg-day, respectively (EPA, 2004). By week 6, all of the animals in the highest dose died. Clinical signs in the top two dose levels were rapid respiration, inflamed eyes, swollen paws, and desquamated skin on the paws and tails. There was also reduced food consumption and body weight gain. The 1,750 ppm females showed reduced liver, spleen ovary, and adrenal weights; the 1,750 ppm males showed reduced liver, spleen, kidney, testes, and adrenal weights. The adrenals of 4 of the 1,750 ppm males showed minor increases in lipid content and size of the cells in the zona reticularis. Atrophied testis (complete atrophy of the



spermatogenic epithelium and decreased in the size of the seminiferous tubules) was seen in all of the 1,750 ppm males. One 525 ppm male had partial testicular atrophy. The NOAEL for this study is 175 ppm boron or 8.8 mg B/kg-day (Weir and Fisher, 1972). [Kl. score = 2]

Male and female SD rats were given in their diet borax at doses of 0, 52.5, 175, 525, 1,750 or 5,250 ppm B equivalents for 90 days. The average intake has been estimated to be approximately 0, 2.6, 8.8, 26, 87.5 or 262.5 mg B/kg-day, respectively (EPA, 2004). By week 6, all of the animals in the highest dose died. Clinical signs in the top two dose levels were rapid respiration, inflamed eyes, swollen paws, and desquamated skin on the paws and tails. There was also reduced food consumption and body weight gain. The 1,750 ppm females showed reduced liver, spleen and ovary weights; the 1,750 ppm males showed reduced liver, spleen, kidney, testes, and brain weights. The adrenals of the majority of the 1,750 ppm males and females showed slight to moderate increases in lipid content and size of the cells in the zona reticularis. Atrophied testis (complete atrophy of the spermatogenic epithelium and decreased in the size of the seminiferous tubules) was seen in all of the 1,750 ppm males. Four 525 ppm males had partial testicular atrophy. Spermatogenic arrest was found in one 525 ppm male. The NOAEL for this study is 175 ppm boron or 8.8 mg B/kg-day (Weir and Fisher, 1972). [Kl. score = 2]

Male and female B6CF<sub>1</sub> mice were given in the diet 0, 1,200, 2,500, 5,000, 10,000 or 20,000 ppm boric acid for 13 weeks (control and highest dose group) or 16 weeks (remaining dose groups). These dietary levels correspond to approximately 0, 34, 70, 141, 281 and 563 mg B/kg-day for males, respectively; and 0, 47, 97, 194, 388 and 776 mg B/kg-day for females, respectively (EPA, 2004). There was mortality (8/10 males; 6/10, females) in the 20,000 ppm, as well as hyperkeratosis and acanthosis. One male also died in 10,000 ppm group. Degeneration or atrophy of the seminiferous tubules occurred in the  $\geq$ 5,000 ppm males. Minimal to mild extramedullary hematopoiesis of the spleen was observed in all dose groups. The LOAEL for this study is 1,200 ppm, corresponding to 34 and 47 mg B/kg-day for males and females, respectively (NTP 1987). [Kl. score = 2]

Male and female SD rats were given in their diet 0, 117, 350 or 1,170 ppm boric acid for two years. The average intake has been estimated to be approximately 0, 5.9, 17.5 or 58.5 mg B/kg-day, respectively (EPA, 2004). The 1,170 ppm rats had decreased food consumption during the first 13 weeks of the study and suppressed growth throughout the study. Signs of toxicity in the 1,170 ppm animals included swelling and desquamation of the paws, scaly tails, inflammation of the eyelids, and bloody discharge from the eyes. All of the 1,170 ppm males had testicular atrophy at the 6, 12 and 24 month time points. The seminiferous epithelium was atrophied, and the tubular size in the testes was decreased. There were significant decreases in the absolute and relative testes weights. Brain and relative thyroid weights were increased. The NOAEL for this



study is 350 ppm B equivalents or 17.5 mg B/kg-day (Weir and Fisher, 1972). [Kl. score = 2]

Male and female B6C3F<sub>1</sub> mice were given 0, 2,500 or 5,000 ppm boric acid in their feed for 103 weeks (NTP, 1987). These dose levels were equivalent to 0, 275 or 550 mg/kg-day boric acid or 0, 48 or 96 mg B/kg-day (EPA, 2004). There was reduced survival in the male mice, which was significantly different from the controls in the 2,500 ppm mice after week 63 and in the 5,000 ppm mice after week 84. The survival rates by the end of the study were 82, 60 and 44% in the 0, 2,500, and 5,000 ppm males, respectively; and 66, 66 and 74% in the 0, 2,500, and 5,000 ppm females, respectively. Mean body weights were 10-17% lower in the 5,000 ppm animals after 32 (males) or 52 (females) weeks compared to the controls. There was testicular atrophy and interstitial cell hyperplasia in the testes of the 5,000 ppm males. A dose-related increase in the incidences of splenic lymphoid depletion in male mice was also observed. NTP considered this lesion to be associated with stress and debilitation, and it is reflected in the increased mortality in these groups of male mice. The NOAEL for this study is (NTP, 1987). [Kl. score = 2]

#### Inhalation

Male and female rats were exposed by inhalation to 0, 77, 175, or 470 mg/m<sup>3</sup> boron oxide. The exposures were 6 hours/day, 5 days/week for 24, 12, and 10 weeks for the 77, 175, and 470 mg/m<sup>3</sup> concentrations groups, respectively. The MMAD were 2.5, 1.9, and 2.4 µm for the 77, 175, and 479 mg/m<sup>3</sup> concentrations groups, respectively. There was no evidence of systemic toxicity. Some of the 470 mg/m<sup>3</sup> had reddish exudate from the nose. As these animals were covered with dust, this effect may have been local irritation of the nose and from the animals scratching the nose. The NOAEL for systemic toxicity is 470 mg/m<sup>3</sup>, the highest exposure concentration tested. The NOAEL for localized effects (irritation) is 175 mg/m<sup>3</sup> (ECHA). [Kl. score = 2]

#### Dermal

No studies are available.

### **F. Genotoxicity**

#### *In Vitro* Studies

There are no *in vitro* genotoxicity studies on disodium octaborate tetrahydrate. Table 2 presents the results of the *in vitro* genotoxicity studies on boric acid.

**Table 2: *In vitro* Genotoxicity Studies on Boric Acid**

Test System	Results*		Klimisch Score	Reference
	-S9	+S9		
Bacterial reverse mutation ( <i>S. typhimurium</i> strains)	-	-	1	ECHA
Bacterial reverse mutation ( <i>S. typhimurium</i> strains)	-	-	2	ECHA
Mammalian cell gene mutation (mouse lymphoma L5178Y cells)	-	-	1	ECHA
Chromosomal aberrations (Chinese Hamster Ovary cells)	-	-	1	ECHA
Chromosomal aberrations (Chinese Hamster Ovary cells)	-	-	1	ECHA
Chromosomal aberrations (Human peripheral lymphocytes)	NS	+	2	ECHA
Unscheduled DNA synthesis (rat liver cells)	NA	-	1	ECHA

\*+, positive; -, negative; NA, not applicable; NS, not specified.

#### *In Vivo* Studies

No studies are available on disodium octaborate tetrahydrate.

Male and female Swiss Webster mice were given two daily doses of 0, 225, 450, 900, 1,800, or 3,500 mg/kg boric acid. The frequency of micronucleated polychromatic erythrocytes were not increased at any dose level (ECHA) [Kl. score = 1].

### **G. Carcinogenicity**

#### Oral

No studies have been conducted on disodium octaborate tetrahydrate.



Male and female SD rats were given in their diet disodium tetraborate decahydrate (Borax) or boric acid at doses of 0, 117, 350, or 1,170 ppm as B equivalents (approximately 0, 5.9, 17.5, or 58.5 mg B/kg-day) for two years. There was no mention of tumors in the report. Nevertheless, NTP (1987) concluded that this study provided adequate data on the lack of carcinogenic effects of boric acid in rats (Weir and Fisher, 1972; EPA, 2004).

Male and female B6C3F<sub>1</sub> mice were given in their diet 0, 2,500, or 5,000 ppm boric acid for 103 weeks. The dietary levels are equivalent to 0, 446, or 1,150 mg/kg-day boric acid or 0, 78.1, or 201.3 mg B/kg-day. There was no evidence of carcinogenicity (NTP, 1987). [Kl. score = 2]

## **H. Reproductive Toxicity**

A three-generation reproductive toxicity study was conducted in albino rats (strain not specified) with boric acid. Male and female rats were fed a diet containing 0, 117, 350 or 1,170 ppm boron (approximately 0, 5.9, 17.5 or 58.5 mg B/kg-day, respectively). In the lower two dose groups, there were no treatment-related effects on reproduction. Litter size, progeny weights, fertility, live birth indices, lactation, appearance were similar to the controls. No gross abnormalities were noted in these two dose groups. The 1,170 ppm dose group were found to be sterile, and there were no litters from mating the treated females with control males. Lack of viable sperm was found in the atrophied testes of all 1,170 ppm males. Decreased ovulation was also seen in the majority of the ovaries of the 1,170 ppm females. The NOAEL for this study is 350 ppm boron or approximately 17.5 mg B/kg-day (Weir and Fisher, 1972). [Kl. score = 2]

A three-generation reproductive toxicity study was conducted in albino rats (strain not specified) with disodium tetraborate decahydrate. Male and female rats were fed a diet containing 0, 117, 350 or 1,170 ppm boron (approximately 0, 5.9, 17.5 or 58.5 mg B/kg-day, respectively). In the lower two dose groups, there were no treatment-related effects on reproduction. Litter size, progeny weights, fertility, live birth indices, lactation, appearance were similar to the controls. No gross abnormalities were noted in these two dose groups. The 1,170 ppm dose group were found to be sterile, and there were no litters from mating the treated females with control males. Lack of viable sperm was found in the atrophied testes of all 1,170 ppm males. Decreased ovulation was also seen in the majority of the ovaries of the 1,170 ppm females. The NOAEL for this study is 350 ppm boron or approximately 17.5 mg B/kg-day (Weir and Fisher, 1972). [Kl. score = 2]

In a continuous breeding protocol, male and female CD-1 mice were given in their diet 0, 1,000, 4,500 or 9,000 ppm boric acid in their feed. The authors estimated that the average daily intakes were: 0, 26.6, 111, and 220 mg B/kg-day to males; and 0, 31.8, 152, 257 mg B/kg-day to females. Boric acid consumption did not differ among the



groups. There were no litters in the 9,000 ppm breeding pairs. At 4,500 ppm, there was a successful first litter, after which there was a progressive decrease in fertility; only one pair produced a fourth and fifth litter. All fertility indices were affected in the 4,500 ppm group. A complete crossover mating trial was conducted using control mice and the 4,500 ppm mice. The results showed that the probable cause of the reduced fertility was a decrement in male fertility. A dose-related decrease in body, testicular and epididymal weights was observed in the 4,500 and 9,000 ppm F<sub>0</sub> males. Sperm count was significantly decreased in these two dose groups, and percent motile sperm was decreased in all dose groups. Testicular histopathology showed seminiferous tubular atrophy in the 9,000 ppm males and partial atrophy of the seminiferous tubules in the 4,500 ppm males. There were no histopathologic changes in the 4,500 ppm females. No statistically significant decreases in mating index, fertility index, or live pups/litter in the 4,500 ppm females, but the number of days to litter in this dose group was increased. Estrous cyclicity was unaffected. Reproductive organ weights were unaffected, but relative maternal liver and kidney/adrenal weights were reduced. An F<sub>1</sub> fertility trial was performed using offspring from the 1,000 ppm groups. There was no decreases in mating, fertility or reproductive performance. The F<sub>2</sub> adjusted live pup weight was slightly, but significantly, reduced from controls. A clear NOAEL for reproductive toxicity in males was not seen in this study. The 1,000 ppm males had decreased sperm motility in the F<sub>0</sub> generation and decreased sperm concentration in the F<sub>1</sub> generation. Decreased F<sub>2</sub> pup relative body weight was statistically significant from controls. The NOAEL in this study for females is 1,000 ppm boric acid or 32 mg B/kg-day). The LOAEL in this study for males is 1,000 ppm or 27 mg B/kg-day; a NOAEL was not established (Fail *et al.* 1991). [Kl. score = 2]

## I. Developmental Toxicity

Pregnant female SD rats were given 0, 0.1, 0.2 or 0.4% boric acid in their feed on gestational days (GD) 0 to 20 or 0.8% boric acid on GD 6 to 15. The average amounts of boric acid ingested were estimated to be 0, 78, 163, 330 or 539 mg/kg-day (0, 13.6, 28.5 or 57.7 mg B/kg-day), respectively. Effects on the pregnant rats were altered food and/or water intake at  $\geq 0.2\%$  boric acid, increased liver and kidney weights relative to body weights at  $\geq 0.2\%$ , reduced weight gain at  $\geq 0.4\%$ , and increased corrected weight gain at 0.4% boric acid. There was a reduction in fetal body weights in all treated groups (94, 87, 63, and 47% of control weight, respectively). Increased malformations occurred at  $\geq 0.2\%$ , and prenatal mortality was increased at 0.8%. There was a dose-response for altered skeletal morphology in rats ( $\geq 0.1\%$ ), and specific findings were significantly elevated above controls at  $\geq 0.2\%$ . Specifically, there was an increased incidence of short rib XIII (a malformation) and a decreased incidence of rudimentary or full rib(s) at lumbar I (an anatomical variation) (Heindel *et al.* 1992). [Kl. score = 2]

Pregnant female SD rats were given in their feed 0, 0.025, 0.005, 0.075, 0.1 or 0.2% boric acid on GD 0 to 20. Approximately half of the dams were terminated on GD 20,





and the remaining dams delivered their litters. Pup growth and viability were monitored until postnatal day (PND) 21. The average amounts of boron ingested on GD 20 were: 0, 3.3, 6.3, 9.6, 13.3, and 25 mg B/kg-day], respectively. The average amounts of boron ingested on PND 21 were : 0, 3.2, 6.5, 9.7, 12.9, and 25.3 mg B/kg-day, respectively. There were no maternal deaths and no treatment-related clinical signs. Maternal body weights were similar across all groups during gestation. However, decreased maternal body weights (GD 19 and 20 at sacrifice) and decreased maternal body weight gain (GD 15-18 and GD 0-20) were statistically significant in trend tests. There was a 10% reduction in gravid uterine weight (statistically significant) in the 0.2% group. Corrected maternal weight (maternal gestational weight minus reduced gravid uterine weight) was unaffected by treatment. Feed intake in the 1,000 ppm dams was minimally affected and only during the first three days of dosing. Water consumption was higher in the treated groups after GD 15. The number of corpora lutea and uterine implantation sites, and the percentage of preimplantation loss were similar across all groups. Increased relative kidney weights were increased in the 0.2% group. There were no differences in the viability of the offspring between treated and controls. On GD 20, fetal body weight was 94% and 88% of controls in the 0.1% and 0.2% groups, respectively; recovery was complete at birth (~GD 22). The incidence of short rib XIII was increased on GD 20 in the  $\geq 0.1\%$  groups, but only in the 0.2% group at PND 21. The incidence of wavy rib was increased on GD 20 in the  $\geq 0.1\%$  group; the reversibility of this effect was confirmed on PND 21. There was a slight decrease in extra lumbar ribs in the 0.2% group on GD 20, and extra lumbar ribs were seen in the 0.2% group on PND 21. The developmental NOAEL was considered to be 0.075% boric acid or 9.6 mg B/kg-day on GD 20; and 0.1% boric acid or 12.9 mg B/kg-day on PND 21 (Price *et al.* 1996a). [Kl. score = 1]

Pregnant Swiss mice were given in their diet 0, 0.1, 0.2 or 0.4% boric acid on gestational days (GD) 0 to 17. The average amounts of boric acid ingested were estimated to be 248, 452 or 1,003 mg/kg-day (0, 43.4, 79.0 or 175.3 mg/B/kg-day), respectively. Maternal toxicity consisted of mild kidney lesions ( $\geq 0.1\%$ ), increased water intake and relative kidney weights (0.4%), and decreased water intake during treatment. Fetal body weights were reduced in the  $\geq 0.2\%$  groups, and there were increased incidences of resorptions and malformed fetuses per litter in the 0.4% group. The LOAEL for maternal toxicity is 248 mg/kg-day boric acid or 43.4 mg B/kg-day; a NOAEL was not established. The NOAEL for developmental toxicity is 248 mg/kg-day boric acid or 43.4 mg B/kg-day (Heindel *et al.* 1992). [Kl. score = 2]

Pregnant female New Zealand rabbits were dosed by oral gavage with 0, 62.5, 125 or 250 mg/kg boric acid (0, 10.9, 21.9 or 43.7 mg B/kg) during GD 6-19. Feed intake was in the 250 mg/kg maternal animals during the exposure period, but it was increased in the  $\geq 125$  mg/kg dose groups. In the 250 mg/kg group, maternal body weights during GD 9-30, weight gain during GD 6-19, gravid uterine weight, and number of corpora lutea per dam were significantly reduced. In the  $\geq 125$  mg/kg groups, maternal corrected gestational weight gain was increased compared to controls. Maternal liver weights



were unaffected by treatment. In the 250 mg/kg group, relative, but not absolute, kidney weights were increased, although no effects in the kidney were noted in the histopathological examination. Prenatal mortality was increased in the 250 mg/kg group (90% resorptions/litter versus 6% for controls); the proportion of pregnant females with no live fetuses was increased (73% versus 0%), and live litter size was reduced (2.3 fetuses versus 8.8). Thus, there were only 14 live fetuses (6 live litters) available for evaluation in the 250 mg/kg group. The percentage malformed fetuses/litter was increased in the 250 mg/kg group, primarily due to cardiovascular defects (72% versus 3% of controls). There was no definitive maternal or developmental toxicity in the 62.5 or 125 mg/kg dose groups. The NOAEL for maternal and developmental toxicity is 125 mg/kg-day boric acid or 21.9 mg B/kg-day (Price *et al.* 1996b). [Kl. score = 1]

## **V. DERIVATION OF TOXICOLOGICAL REFERENCE AND DRINKING WATER GUIDANCE VALUES**

The toxicological reference values developed for disodium octaborate tetrahydrate follow the methodology discussed in enHealth (2012). The approach used to develop drinking water guidance values is described in the Australian Drinking Water Guidelines (ADWG, 2011).

### **A. Non-Cancer**

#### Oral

The developing fetus and the testes are the two most sensitive targets of boron toxicity in multiple species (EPA, 2004; ECHA, 2010). The testicular effects include reduced organ weight and organ to body weight ratio, atrophy, degeneration of the spermatogenic epithelium, impaired spermatogenesis, reduced fertility, and sterility (EPA, 2004). The developmental effects from boron exposure include high prenatal mortality; reduced fetal body weight; and malformations and variations (EPA, 2004).

The U.S. Environmental Protection Agency (U.S. EPA) derived an Oral Reference Dose (RfD) for boron of 0.2 mg B/kg-day (U.S. EPA 2004) based on developmental effects in rats from two studies (Price *et al.* 1996a; Heindel *et al.* 1992).

The RfD was derived using the benchmark dose (BMD) method (BMDL<sub>05</sub> from Allen *et al.* 1996) using a data derived uncertainty factor of 66. Decreased fetal body weight (BMDL<sub>50</sub> = 59 mg boric acid/kg-day or 10.3 mg B/kg-day) was considered by Allen *et al.* (1996) as the most suitable endpoint for developing a point of departure, because the benchmark doses calculated for the other endpoints (incidence of total malformations, enlarged lateral ventricles in the brain, shortening of rib XIII, and variations of the first lumbar rib) were higher.



### *Derivation of an Oral Reference Dose*

$$\text{Oral RfD} = \text{BMDL}_{05} / (\text{UF}_A \times \text{UF}_H \times \text{UF}_L \times \text{UF}_{\text{Sub}} \times \text{UF}_D)$$

Where:

$\text{UF}_A$  (interspecies variability) = 7.9 [3.16, toxicodynamics; 3.3, toxicokinetics]

$\text{UF}_H$  (intraspecies variability) = 6.2 [3.16, toxicodynamics; 2.0, toxicokinetics]

$\text{UF}_L$  (LOAEL to NOAEL) = 1

$\text{UF}_{\text{Sub}}$  (subchronic to chronic) = 1

$\text{UF}_D$  (database uncertainty) = 1

$$\text{Oral RfD} = 10.3 / (7.9 \times 6.3 \times 1 \times 1 \times 1) = 10.3 / 66 = \underline{0.2 \text{ mg B/kg-day}}$$

### *Derivation of a drinking water guidance value*

Drinking water guidance value = (animal dose) x (human weight) x (proportion of intake from water) / (volume of water consumed) x (safety factor)

Using the oral RfD,

Drinking water guidance value = (oral RfD) x (human weight) x (proportion of water consumed) / (volume of water consumed)

where:

Human weight = 70 kg (ADWG, 2011)

Proportion of water consumed = 10% (ADWG, 2011)

Volume of water consumed = 2L (ADWG, 2011)

$$\text{Drinking water guidance value} = (0.2 \times 70 \times 0.1) / 2 = \underline{0.7 \text{ mg/L}}$$

### *Australian drinking water guideline*

**The Australian drinking water guideline for boron is 4 mg/L (ADWG, 2011).**

## **B. Cancer**

There was no evidence of carcinogenicity in rat and mouse chronic studies conducted on disodium tetraborate decahydrate and/or boric acid. Thus, a cancer reference value was not derived.



## VI. HUMAN HEALTH HAZARD ASSESSMENT OF PHYSICO-CHEMICAL PROPERTIES

Disodium octaborate tetrahydrate does not exhibit the following physico-chemical properties:

- Explosivity
- Flammability
- Oxidizing potential

## VII. ENVIRONMENTAL HAZARD ASSESSMENT

### A. Aquatic Toxicity

The summary of the data used by ANZECC to develop a water quality guideline for boron is as follows:

#### Freshwater Fish

The chronic values for four species ranged from 40 µg/L (32-day LOEC in *O. mykiss*) to 27,600 µg/L (32-day LOEC in *O. mykiss*). Other *O. mykiss* data were order of magnitude higher than 40 µg/L, including those from the same paper (2,100 µg/L for a 87-day NOEC and 27,600 µg/L for a 32-day LC<sub>50</sub>). All other geometric means were >4,000 µg/L.

#### Freshwater Crustaceans

The chronic data ranged from a 21-day MATC value of 4,665 µg/L for *Daphnia magna* based on growth to an LC<sub>50</sub> value of 54,200 µg/L from a 21-day *Daphnia* study. A measured NOEC of 6,000 µg/L based on reproduction was also reported.

#### Freshwater Algae

The data ranged from a 14-day NOEC of 400 µg/L for *Chlorella pyrenoidosa* to a NOEC of 5,200 µg/L for *Chlorella vulgaris*. Both values are based on population growth.

### C. Terrestrial Toxicity

There are considerable number of terrestrial toxicity studies on borates. See the ECHA REACH database (ECHA) for summaries of the relevant studies.

#### Avian Toxicity Studies

The avian toxicity studies conducted on disodium octaborate and boric acid are presented in Table 3.



**Table 3: Avian Toxicity Studies on Disodium Octaborate and Boric Acid**

Test Species	Test Substance	Endpoint	Results	Klimisch score	Reference
Mallard duck	Disodium octaborate	dietary LC <sub>50</sub>	>2,100 mg B/kg food	1	EU, 2007
Bobwhite quail	Boric acid	dietary LC <sub>50</sub>	>983 mg B/kg food	1	EU, 2007
Bobwhite quail	Disodium octaborate	Oral gavage LD <sub>50</sub>	>527 mg B/kg bw	4	EU, 2007
Bobwhite quail	Disodium octaborate	dietary LC <sub>50</sub>	>2,100 mg B/kg food	1	EU, 2007

The following information was also found in an EPA Reregistration Eligibility Decision (RED) document for Boric Acid and its Sodium Salts (EPA, 1993): the LD<sub>50</sub> for bobwhite quail is >2,510 mg/kg. The dietary LC<sub>50</sub> for mallard duck and bobwhite quail are >5,620 ppm and 10,000 ppm, respectively

#### **D. Calculation of PNEC**

##### PNEC water

The ANZECC water quality guideline (2000) used a “freshwater high reliability trigger value for boron of 370 µg/L was calculated using the statistical distribution method at 95% protection.”

“Although the 95% protection level is higher than the 32-day LOEC of 100 µg/L for *O. mykiss*, this figure appeared anomalous and other data on this species showed much less toxicity. The low figure may need to be checked. The 95% figure is considered sufficiently protective for slightly-moderate disturbed ecosystems” (ANZECC, 2000).

##### PNEC sediment

No experimental toxicity data on sediment organisms are available. Disodium octaborate tetrahydrate dissociates completely in water and its environmental distribution is dominated by its high water solubility.  $K_{ow}$  and  $K_{oc}$  parameters do not readily apply to inorganics, such as disodium octaborate tetrahydrate. Thus, the equilibrium partitioning method cannot be used to calculate the PNEC<sub>sed</sub>. Based on the its properties, no adsorption of disodium octaborate tetrahydrate to sediment is to be



expected, and the assessment of this compartment will be covered by the aquatic assessment.

#### PNEC Soil

In the ECHA REACH database (ECHA), a  $PNEC_{soil}$  was derived for boron using the species sensitivity distribution method and an assessment factor of 2. The  $PNEC_{soil}$  was determined to be 5.7 mg/kg soil dry weight.

### **VIII. PBT Assessment**

The methodology for the Persistent, Bioaccumulative and Toxic (PBT) substances assessment is based on the Australian and EU Reach Criteria methodology (DEWHA, 2009; ECHA, 2008).

Disodium octaborate tetrahydrate is an inorganic compound that dissociates completely to boric acid and the borate anion in aqueous media. Biodegradation is not applicable to these inorganic compounds; both boric acid and borate are also ubiquitous and are present in most water, soil and sediment. For the purposes of this PBT assessment, the persistent criteria are not considered applicable to disodium octaborate tetrahydrate.

Disodium octaborate tetrahydrate is a water-soluble substance that is not expected to bioaccumulate. Limited data indicate that bioaccumulation (BCF values are low) is not significant in aquatic and terrestrial food chains. Thus, it does not meet the criteria for bioaccumulation.

Boric acid and inorganic borates are reproductive toxicants and have been classified under GHS as known or presumed human reproductive toxicants (Category 1B). Thus, disodium octaborate tetrahydrate meets the PBT criteria of toxicity.

The overall conclusion is that disodium octaborate tetrahydrate is not a PBT substance.

### **IX. CLASSIFICATION AND LABELING**

#### **A. Classification**

Reproductive Toxicant Category 1B



## B. Labelling

Danger

## C. Pictogram



## X. SAFETY AND HANDLING

### A. First Aid

#### Eye Contact

Immediately flush open eyes with plenty of water for at least 15 minutes. Remove contacts, if present and easy to do. Get medical attention.

#### Skin Contact

Wash thoroughly with soap and water.

#### Inhalation

If inhaled, remove from area to fresh air. Get medical attention if respiratory irritation develops or if breathing becomes difficult.

#### Ingestion

Swallowing small quantities (one teaspoon) will not cause any harm to adults. If larger amounts are swallowed, give two glasses of water to drink and seek medical attention. Never give anything by mouth to an unconscious person.

#### Notes to Physician

Observation only is required for adult ingestion of <5 grams. For ingestion of >5 grams, maintain adequate kidney function and force fluids.

## B. FIRE FIGHTING INFORMATION

#### Extinguishing Media

Water spray, carbon dioxide, foam, dry chemical.



#### Specific Exposure Hazards

Disodium octaborate tetrahydrate is a flame retardant. It is not flammable, combustible, or explosive.

#### Special Protective Equipment for Firefighters

Wear self-contained breathing apparatus and chemical-protective clothing.

### **C. ACCIDENTAL RELEASE MEASURES**

#### Personal Precautions

Use personal protective clothing. Avoid dust formation. Ensure adequate ventilation. Do not breathe dust. Wear respiratory protection if ventilation is inadequate. Avoid contact with skin, eye, and clothing.

#### Environmental Precautions

Prevent from entering sewers, waterways, or low areas.

#### Steps to be Taken if Material is Released or Spilled

Scoop up and remove.

### **D. STORAGE AND HANDLING**

#### General Handling

No special measures necessary provided product is used correctly.

#### Other Handling Precautions

Avoid eye and skin contact. Avoid creating or inhaling dust.

#### Storage

Keep container tightly closed and in a dry and well-ventilated place. Keep in a cool place.

### **E. EXPOSURE CONTROLS / PERSONAL PROTECTION**

#### Occupational Exposure Standards

Workplace Australia has not established an occupational exposure standard for disodium octaborate tetrahydrate.

[The workplace exposure standard for disodium tetraborate decahydrate (borax) in Australia is 5 mg/m<sup>3</sup> as an 8-hour TWA. The workplace exposure standard for disodium tetraborate pentahydrate in Australia is 1 mg/m<sup>3</sup> as an 8-hour TWA.]





#### Engineering Controls

Ensure adequate ventilation. Localized ventilation should be used to control dust levels below permissible exposure limits.

#### Personal Protection Equipment

##### *Respiratory Protection:*

Use respiratory protection when airborne concentrations are expected to exceed exposure limits.

##### *Hand Protection:*

Chemical resistant protective gloves.

##### *Skin Protection:*

Body protection must be chosen depending on activity and possible exposure.

##### *Eye protection:*

Safety glasses with side-shields.

##### *Other Precautions:*

Handle in accordance with good industrial hygiene and safety practice. Eyewash fountains and safety showers must be easily accessible.

## **F. TRANSPORT INFORMATION**

Disodium octaborate tetrahydrate is not considered hazardous for purposes of transportation by road or rail. An Australian Dangerous Goods code is not required.

## **XI. DISPOSAL**

Disposal should be in accordance with all local, state, and federal regulations.

## **XII. REGULATORY INFORMATION**

Australian AICS Inventory: Listed.



### XIII. REFERENCES

- ADWG (2011). National Water Quality Management Strategy. Australian Drinking Water Guidelines, Section 6, Australian Government, National Health and Medical Research Council, Natural Resource Management Ministerial Council.
- Allen, B.C., Strong, P.L., Price, C.J., Hubbard, S.A., and Daston, G.P. (1996). Benchmark dose analysis of developmental toxicity in rats exposed to boric acid. *Fundam. Appl. Toxicol.* 32: 194-204.
- ANZECC (2000). Australian and New Zealand Guidelines for Fresh and Marine Water Quality. Volume 2, Aquatic Ecosystems – Rationale and Background Information, Australian and New Zealand Environment and Conservation Council (ANZECC) and Agriculture and Resource Management Council of Australia and New Zealand.
- Department of the Environment, Water, Heritage and the Arts [DEWHA] (2009). Environmental risk assessment guidance manual for industrial chemicals, Department of the Environment, Water, Heritage and the Arts, Commonwealth of Australia.
- ECHA. ECHA REACH database: <http://echa.europa.eu/information-on-chemicals/registered-substances>
- ECHA (2010). Member state committee draft support document for identification of boric acid as a substance of very high concern because of its CMR properties. Available at: <https://echa.europa.eu/documents/10162/d51fd473-40ec-4831-bc2d-6f53bdf9cbbe>.
- enHealth Human Risk Assessment [HHRA] (2012). Environmental Health Risk Assessment, Guidelines for Assessing Human Health Risks from Environmental Hazards. Office of Health Protection of the Australian Government Department of Health.
- European Chemicals Agency [ECHA] (2008). Guidance on Information Requirements and Chemical Safety Assessment, Chapter R11: PBT Assessment, European Chemicals Agency, Helsinki, Finland.
- European Union [EU] (2007). European Union Risk Assessment Report on Disodium Tetraborate, Anhydrous Boric Acid, and Boric Acid, Crude Natural – Draft. Available at: <https://echa.europa.eu/documents/10162/ea3533df-1457-4664-98d6-51b2f904af36>



- Fail, P.A., George, J.D., Seely, J.C., Grizzle, T.B., and Heindel, J.J. (1991). Reproductive toxicity of boric acid in Swiss (CD-1) mice: assessment using the continuous breeding protocol. *Fundam. Appl. Toxicol.* 17: 225-239.
- Hamilton, S.J., and Wiedmeyer, R.H. (1990). Concentrations of boron, molybdenum and selenium in chinook salmon. *Trans. Amer. Fisheries Soc.* 119: 500-510.
- Heindel, J.J., Price, C.J., Field, E.A., Marr, M.C., Myers, C.B., Morrissey, R.E., and Schwetz, B.A. (1992). Developmental toxicity of boric acid in mice and rats. *Fundam. Appl. Toxicol.* 18: 266-272.
- Klimisch, H.J., Andreae, M., and Tillmann, U. (1997). A systematic approach for evaluating the quality of experimental and toxicological and ecotoxicological data. *Regul. Toxicol. Pharmacol.* 25:1-5.
- National Toxicology Program [NTP] (1987). Toxicology and Carcinogenesis Studies of Boric Acid (CAS No. 10043-35-3) in B6C3F<sub>1</sub> Mice. NTP TR 324, NIH Publication No. 88-2580. National Toxicology Program, U.S. Department of Health and Human Services, National Institute of Health.
- Price, C.J., Strong, P.L., Marr, M.C., Myers, C.B., and Murray, F.J. (1996a). Developmental toxicity NOAEL and postnatal recovery in rats fed boric acid during gestation. *Fundam. Appl. Toxicol.* 32: 179-193.
- Price, C.J., Marr, M.C., Myers, C.B., Seely, J.C., Heindel, J.J., and Schwetz, B.A. (1996b). The developmental toxicity of boric acid in rabbits. *Fundam. Appl. Toxicol.* 34: 176-187.
- U.S. EPA (1993). Registration Eligibility Decision (RED): Boric Acid and its Sodium Salts, EPA 738-R-93-017. Office of Prevention, Pesticides and Toxic Substances, United States Environmental Protection Agency, September 1993.
- U.S. EPA (2004). U.S. EPA (United States Environmental Protection Agency). Integrated Risk Information System (IRIS) – Boron and Compounds; CASRN 7440-42-8. Available at: <http://www.epa.gov/iris>.
- Weir, R.J., Jr., and Fisher, R.S. (1972). Toxicologic studies on borax and boric acid. *Toxicol. Appl. Pharmacol.* 23: 351-364.
- WHO (1998). Environmental Health Criteria 204, Boron, International Programme on Chemical Safety, World Health Organization, Geneva, Switzerland.



## ETHANOL

This dossier on ethanol does not represent an exhaustive or critical review of all available data. Rather, it presents the most critical studies pertinent to the risk assessment of ethanol in its use in drilling muds and hydraulic fracturing fluids. Ethanol consumption in alcoholic beverages is out of the scope of this dossier. The information presented in this dossier was obtained from the ECHA database that provides information on chemicals that have been registered under the EU REACH (ECHA). Where possible, study quality was evaluated using the Klimisch scoring system (Klimisch *et al.*, 1997).

### I. SUBSTANCE IDENTIFICATION

Chemical Name (IUPAC): Ethanol

CAS RN: 64-17-5

Molecular formula: C<sub>2</sub>H<sub>6</sub>O

Molecular weight: 46.069

Synonyms: Ethyl alcohol, grain alcohol, alcohol, methylcarbinol, ethyl hydroxide, ethyl hydrate, algrain, alkohol, anhydrol, tecsol

SMILES: CCO

### II. PHYSICO-CHEMICAL PROPERTIES

**Table 1: Overview of the Physico-chemical Properties of Ethanol**

Property	Value	Klimisch score	Reference
Physical state at 20°C and 101.3 kPa	Colorless liquid with a mild odor.	2	ECHA
Melting point	-114°C	2	ECHA
Boiling point	78.2°C	2	ECHA
Density	0.789 g/cm <sup>3</sup> @ 20°C	2	ECHA
Vapor pressure	57.26 hPa @ 19.6°C	2	ECHA
Partition coefficient (log K <sub>ow</sub> )	-0.35 @ 24°C	2	ECHA



Property	Value	Klimisch score	Reference
Water solubility	789 g/L @ 20°C	2	ECHA
Flash point	13°C	2	ECHA
Auto flammability	>363 and <425°C	2	ECHA
Viscosity	1.17 mPa s @ 20°C	2	ECHA

### III. ENVIRONMENTAL FATE PROPERTIES

#### A. Summary

Ethanol is readily biodegradable and not expected to bioaccumulate.

#### B. Biodegradation

Ethanol is readily biodegradable. The degradation of ethanol was approximately 74% and 84% (O<sub>2</sub> consumption) within 10 and 20 days, respectively, in a biodegradation test using a non-adapted domestic inoculum in a freshwater medium (ECHA) [Kl. score = 2].

#### C. Environmental Distribution

##### Adsorption/desorption

No experimental data are available for ethanol. Using KOCWIN in EPISUITE™ (EPA, 2019), the estimated K<sub>oc</sub> value from log K<sub>ow</sub> is 2.199 L/kg. The estimated K<sub>oc</sub> value from the molecular connectivity index (MCI) is 1.045 L/kg.

#### D. Bioaccumulation

There are no bioaccumulation studies on ethanol. Ethanol is not expected to bioaccumulate based on a log K<sub>ow</sub> of -0.35 (ECHA).

### IV. HUMAN HEALTH HAZARD ASSESSMENT

Human health toxicological information was obtained from Inventory Multi-Tiered Assessment and Prioritisation (IMAP), which is an assessment framework conducted via Australia's National Industrial Chemicals Notification and Assessment Scheme (NICNAS),



unless otherwise cited. Statements regarding toxicity are based solely on the determination of applicable regulatory agency.

## **A. Summary**

Ethanol has a low acute toxicity by the oral, dermal, and inhalation routes of exposure, as measured by lethality. Sublethal doses, however, have been shown to produce central nervous system depression, respiratory depression, and coma. Deaths were reported in rodent studies due to cardiorespiratory failure. Ethanol is not irritating to the skin, but it is slightly irritating to the eyes. Repeated exposures by the oral route have not resulted in any systemic toxicity to rodents, except from exposure to high doses. Evidence of the carcinogenicity of ethanol is confined to epidemiological studies assessing the impact of alcoholic beverage consumption. These do not indicate any such hazard exists from potential exposure to ethanol in the workplace or from the use of ethanol in consumer products (OECD, 2004). Ethanol is not genotoxic or mutagenic. Ethanol does not show specific reproductive or developmental toxicity. Any reproductive and developmental effects were only observed secondary to maternal toxicity.

## **B. Acute Toxicity**

### Oral

The chemical has low acute toxicity by oral exposure in animal tests. The median lethal dose (LD50) in rats is >2000 mg/kg bw. Observed sub-lethal effects included central nervous system depression, e.g. inebriation, disturbances of gait, dose-related decreases in responses to painful stimuli, respiratory depression, and coma. Deaths were reported due to cardiorespiratory failure (OECD, 2005; HSDB; REACH).

### Dermal

Few studies are available on the dermal toxicity of the chemical. A poorly documented rabbit study reported death in one of four animals following a dose of 20000 mg/kg bw. Although limited data are available, the apparent low dermal toxicity from this study is regarded as consistent with low uptake of ethanol through intact skin. The median lethal dose (LD50) in rats is greater than 2000 mg/kg bw. Observed sub-lethal effects were not reported for the study (OECD, 2005; REACH).

### Inhalation

The chemical has low acute toxicity by inhalation exposure in animal tests. The lowest reported median lethal concentration (LC50) is 124.7 mg/L/four hours in rats. Observed sub-lethal effects included attempts to escape, reddish-watery eyes, nasal secretions, closing of eyelids, snout wiping, intermittent respiration, loss of pain reflex, abdominal position, and apathy (OECD, 2005; REACH).



### **C. Irritation**

The chemical is not regarded as irritating to skin. The chemical is frequently applied to skin as a biocidal surgical wipe (70–80 % concentration) and as a component of cosmetics, personal care, and household cleaning products. There appear to be few documented concerns regarding skin irritation arising from these uses. Direct contact of the eye with the liquid chemical causes immediate discomfort accompanied by reflexive closure of the eye. Even though the acute effect subsides rapidly and the recovery is complete, foreign body type discomfort may persist for a day or two. Although inhaling the chemical at 5000 ppm (9600 mg/m<sup>3</sup>) has been reported as irritating in humans; lacrimation and coughing are only induced at a much higher concentrations (OECD, 2005).

Concentrations of the chemical attained in humans in the upper gastrointestinal tract after consumption of alcoholic beverages can cause local irritation.

The chemical produced irritant effects in several eye irritation studies in rabbits. While the severity of these effects was not consistent across all the studies, these were sufficiently severe in some studies to support classification, particularly under the Globally Harmonised System of Classification and Labelling of Chemicals.

### **D. Sensitization**

The available data indicate that the chemical does not induce skin sensitisation in animals. An ear swelling study was used to examine the skin sensitising potential of ethanol. Ethanol was applied twice on the right ear after an induction procedure involving two scapular subcutaneous injection of adjuvant and multiple topical ethanol applications to the abdomen over a period of 14 days. The degree of contact hypersensitivity is deduced from ear swelling measured 24 and 48 hours after application. Ethanol was found not to cause any statistical increase in ear swelling, in contrast to 3 positive controls which all caused a statistically significant increase.

Data is also available from studies using ethanol as a vehicle. In a guinea pig maximisation study that used ethanol as a carrier solvent for the substance being tested (polyakylene glycol block copolymers) no positive reactions were obtained. It can be concluded that ethanol cannot have any significant skin sensitising properties since it was used as a solvent in this study at levels of up to 75%. A study was carried out to evaluate the effect of vehicles (e.g. ethanol) for use in the mouse local lymph node assay (LLNA), and their influence on the skin sensitization potential of fragrance materials. Groups of mice were treated with each test fragrance in ethanol (1:3 or 3:1 mixtures of the two), or with ethanol alone. Although there were no true control data for comparison with the ethanol-alone treated animals, the level of induced T-lymphocyte proliferation was low for ethanol when compared with that for fragrance



materials known to be mild to moderate skin sensitizers, and comparable to other inert vehicles tested.

## **E. Repeated Dose Toxicity**

### Oral

Many repeated dose studies of chemical have been conducted in many species, predominantly with the aim of assessing adverse effects associated with the consumption of alcoholic beverages. Consequently, these are mostly conducted through oral exposure and with doses well in excess of those that might be encountered in occupational exposure or consumer products (OECD, 2005), or unintentional public exposures from environmental contamination.

In a 90-day study, SD rats were fed a mixture containing 16.25% USP ethanol at 3 dose levels (K1 =2). A single dose of 4 ml/kg of pure ethanol and water were used as controls. No significant differences were noted in body weight, haematology, ophthalmology, clinical chemistry or urine chemistry. Dose-related increases in liver to body weight ratios of female rats were seen at final sacrifice although the absolute liver weights of the high dose ethanol treated group, while significantly increased relative to the 100% ethanol treated group, was not different from the water control group. In addition, increased liver weights were observed in the male rats. Significant increases in kidney weights were observed in the mid and high dose groups. No histopathologic findings were attributed to ethanol treatment with exception of increased minimal focal to multifocal renal tubular epithelial hyperplasia in the high dose 20 ml/kg mixture containing 16.25% ethanol and the 100% USP ethanol control treated rats versus the water treated controls. It should be noted however that renal tubular epithelial hyperplasia is a common incidental finding in laboratory rats and it is uncertain whether the higher incidence of this lesion in the ethanol dosed rats compared with water controls is due to a random variation or to ethanol. Gonadal tissues were examined for both gross pathology and histopathology and no treatment-related effects were detected. The NOAEL for the study was determined at 10 ml/Kg for a mixture containing 16.25% ethanol for increased kidney weight and renal tubular epithelial hyperplasia in males (equivalent to 1.73g/kg). The LOAEL for this study was determined at 4 ml/kg for 100% USP ethanol (3.16g/kg) for increased kidney weight and renal tubular epithelial hyperplasia in males.

### Inhalation

As properly conducted studies in animals are not available, there are no valid data on the effects of repeated inhalation exposure to the chemical. However, limited information is presented below to indicate that the chemical is likely to be of low toxicity following repeated inhalation exposure.

### Dermal

No data are available.





## F. Genotoxicity

Overall, ethanol is not considered to be mutagenic or genotoxic (OECD, 2005; REACH).

### *In Vitro* Studies

**Table 2: *In vitro* Genotoxicity Studies on Ethanol**

Test System	Results*		Klimisch Score	Reference
	-S9	+S9		
Bacterial reverse mutation ( <i>S. typhimurium</i> and <i>E. coli</i> strains)	-	-	1	Zeiger et al., 1992
Mammalian cell gene mutation (mouse lymphoma L5178Y cells)	-	-	2	Wangenheim and Bolcsfoldi, 1988

\*+, positive; -, negative;

### *In Vivo* Studies

Several *in vivo* micronucleus assays have assessed the potential for the chemical to induce damage to chromosomes of erythroblasts. No effect was reported in rats when administered 5 % of the chemical (approximately 4 g/kg bw/day) in drinking water, or in mice at up to 40 % (approximately 31 g/kg bw/day). Chemical-related mortality was observed in the latter study. Marginally statistically significant increases in the incidence of micronucleated bone marrow erythrocytes were reported in rats fed for six weeks with a diet containing ethanol at 12–16 g/kg/day. Although there is very limited evidence that the chemical induces micronuclei in the bone marrow of rodents, the chemical has the potential to induce micronuclei in bone marrow erythrocytes at very high doses. KI scores were not listed for these studies (IMAP, 2014).

## G. Carcinogenicity

### Oral

A significant number of carcinogenicity studies have been identified, but the majority of these are only partial studies designed to look at aspects of the carcinogenic hazard resulting from drinking ethanol containing beverages and are judged unreliable for assessing the cancer hazard of ethanol as a chemical substance. Only two studies were identified as reliable.

In a study to assess the carcinogenic potential of ethanol, groups of rats were exposed to ethanol at concentrations of 1% and 3% in a liquid semi-synthetic diet for a period of 2 years, approximately equivalent to 1 and 3g/kg respectively. Each dose group used a control matched for caloric content using glucose. From the data it was possible to conclude that ethanol did not cause any treatment related increase in tumours and the no effect level was identified as > 3g/kg.



In a study designed and conducted to determine the long-term toxicity and carcinogenicity of urethane in ethanol, groups of mice were exposed to ethanol at concentrations up to 5% in drinking water for a period of 2 years, with control groups consuming drinking water alone. The only significant cancer finding was a dose related increase in the rate of hepatocellular adenomas for male mice in comparison with the concurrent controls. The species of mouse used in this study is known to have a high spontaneous incidence of these tumours. In comparison to historic controls, the incidence rate in the ethanol dosed animals was not high and the controls were significantly lower (although it should be noted that no historic control information was available for animals on the study diet used.) Analysis of the data using the Benchmark dose approach showed a BMDL10 of 1400mg/kg for liver adenomas in males. There was no significant increase in tumour rates (including mammary tumours) in females.

The International Agency for Research on Cancer (IARC) has concluded that there is sufficient evidence in humans and experimental animals to establish carcinogenicity of alcohol consumption and ethanol, respectively. It was also concluded that there is sufficient evidence in experimental animals to establish carcinogenicity of acetaldehyde (major metabolite of ethanol). Consequently, IARC has classified that 'alcohol consumption is carcinogenic to humans (Group 1)' and that 'ethanol in alcoholic beverages is carcinogenic to humans (Group 1)'. This conclusion was supported by an analysis of the expanded human dataset that carcinogenic effects appeared independent of the type of alcoholic beverage (IARC, 2010; IARC, 2012). As the use of the chemical in alcoholic beverages is not considered in this report, the above assessment of carcinogenicity of alcohol beverages may not be relevant to occupational exposure to the chemical or from using the chemical in consumer products (OECD, 2005). Furthermore, studies in animals conducted mostly through oral exposure at very high doses, exceeding the 'maximum tolerated dose', may be of little relevance when assessing risks associated with occupational exposure or using consumer products containing the chemical (OECD, 2005). Thus, classification is not considered appropriate (IMAP).

#### Inhalation

No information available (IMAP, REACH).

#### **H. Reproductive and Developmental Toxicity**

The chemical does not show specific reproductive or developmental toxicity. Any reproductive and developmental effects were only observed secondary to maternal toxicity. As results of inhalation studies showed no developmental toxicity from chemical exposures even at maternally toxic doses, it can be concluded that deliberate oral consumption of alcoholic beverages is required for any reproductive or developmental toxicity (OECD, 2005).



The most reliable study (Kl = 1) performed to the most appropriate protocol and the one given the greatest weight as well as the key study is a two-generation study investigated the effects of 5%, 10% and 15% ethanol in drinking water in reproduction and fertility. Male and female CD-1 mice were continuously treated for 1 week prior to mating and for a 14-week breeding period followed by a 21-day holding period when they were separated and housed individually. The F1 offspring of the 15% ethanol pairs had fewer live pups per litter but ethanol treatment had no effect on the proportion of breeding pairs producing at least 1 litter during the continuous breeding phase or the number of litters per pair. The F1 offspring from the 15% group had decreased bodyweight at weaning and mating, and a decreased weight of testis, epididymides and seminal vesicles which was no longer evident when these were adjusted for body weight. There was also a significantly decreased percentage motile sperm but no changes in sperm concentration, and percentage of abnormal sperm or tailless sperm. When reproductive performance of F1 control and 15% ethanol-treated breeding pairs was assessed at 74 days of age, there was no significant difference in mating and fertility between the groups. However, adjusted live pup weight for the ethanol group was significantly reduced compared to controls which was likely due to generalized maternal toxicity.

## **V. DERIVATION OF TOXICOLOGICAL REFERENCE AND DRINKING WATER GUIDANCE VALUES**

The toxicological reference values developed for ethanol follow the methodology discussed in enHealth (2012). The approach used to develop drinking water guidance values is described in the Australian Drinking Water Guidelines (ADWG, 2011).

### **A. Non-Cancer**

#### Oral

The lowest NOAEL from these studies is 1,730 mg/kg-day based on increased relative and absolute liver weight and absolute heart, liver, kidney and lung weight in male mice from a 90-day dietary study (1996). The NOAEL of 1,730 mg/kg-day will be used for determining the oral Reference dose (RfD) and the drinking water guidance value.

*Oral Reference Dose (oral RfD):*

$$\text{Oral RfD} = \text{NOAEL} / (\text{UF}_A \times \text{UF}_H \times \text{UF}_L \times \text{UF}_{\text{Sub}} \times \text{UF}_D)$$

Where:

$\text{UF}_A$  (interspecies variability) = 10

$\text{UF}_H$  (intraspecies variability) = 10

$\text{UF}_L$  (LOAEL to NOAEL) = 1

$\text{UF}_{\text{Sub}}$  (subchronic to chronic) = 3

$\text{UF}_D$  (database uncertainty) = 1



$$\text{Oral RfD} = 1730 / (10 \times 10 \times 1 \times 3 \times 1) = 1730 / 300 = 6 \text{ mg/kg-day}$$

#### *Drinking water guidance value*

Drinking water guidance value = (animal dose) x (human weight) x (proportion of intake from water) / (volume of water consumed) x (safety factor)

Using the oral RfD,

Drinking water guidance value = (oral RfD) x (human weight) x (proportion of water consumed) / (volume of water consumed)

where:

Human weight = 70 kg (ADWG, 2011)

Proportion of water consumed = 10% (ADWG, 2011)

Volume of water consumed = 2L (ADWG, 2011)

$$\text{Drinking water guidance value} = (6 \times 70 \times 0.1) / 2 = 21 \text{ mg/L}$$

#### **B. Cancer**

Evidence of the carcinogenicity of ethanol is confined to epidemiological studies assessing the impact of alcoholic beverage consumption. These do not indicate any such hazard exists from potential exposure to ethanol in the workplace or from the use of ethanol in consumer products (OECD, 2004). Therefore, no cancer reference value was derived.

### **VI. HUMAN HEALTH HAZARD ASSESSMENT OF PHYSICO-CHEMICAL PROPERTIES**

Ethanol is a flammable liquid.

Ethanol does not exhibit the following physico-chemical properties:

- Explosivity
- Oxidizing potential

### **VII. ENVIRONMENTAL HAZARD ASSESSMENT**

#### **A. Summary**

#### **B. Aquatic Toxicity**

##### Acute Studies

Table 3 lists the results of acute aquatic toxicity studies conducted on ethanol.

**Table 3: Acute Aquatic Toxicity Studies on Ethanol**

Test Species	Endpoint	Results (mg/L)	Klimisch score	Reference
<i>Pimephales promelas</i>	96-hr LC <sub>50</sub>	15,300	2	ECHA
<i>Pimephales promelas</i>	96-hr LC <sub>50</sub>	14,200	2	ECHA
<i>Ceriodaphnia dubai</i>	48-hr EC <sub>50</sub>	5012	2	ECHA
<i>Chlorella vulgaris</i>	72-hr EC <sub>50</sub>	275	2	ECHA

### Chronic Studies

The 5-d NOEC to *Brachydanio rerio* in an OECD 212 embryo and sac-fry stage test is 250 mg/L (ECHA) [Kl. score = 2].

The 10-d NOEC to *Ceriodaphnia dubia* in a *Daphnia* reproduction test is 9.6 mg/L (ECHA) [Kl. score = 2].

The 72-hr EC<sub>10</sub> to algae *Chlorella vulgaris* is 11.5 mg/L (ECHA) [Kl. score = 2].

### **C. Terrestrial Toxicity**

No data are available.

### **D. Calculation of PNEC**

The PNEC calculations for ethanol follow the methodology discussed in DEWHA (2009).

#### PNEC water

Experimental results are available for three trophic levels. Acute E(L)C<sub>50</sub> values are available for fish (14,200 mg/L), invertebrates (5,012 mg/L), and algae (275 mg/L). Results from chronic studies are available for fish (250 mg/L), invertebrates (9.6 mg/L), and algae (11.5 mg/L). On the basis that the data consists of short- and long-term results from three trophic levels, an assessment factor of 10 has been applied to the lowest reported NOEC or EC<sub>10</sub> value of 9.6 mg/L for invertebrates. The PNEC<sub>aquatic</sub> is 0.96 mg/L.



#### PNEC soil

There are no toxicity data for terrestrial or soil organisms. Therefore, the PNEC<sub>soil</sub> was calculated using the equilibrium partitioning method. The PNEC<sub>soil</sub> is 0.013 mg/kg soil dry weight.

The calculations are as follows:

$$\begin{aligned} \text{PNEC}_{\text{soil}} &= (\text{Kp}_{\text{soil}}/\text{BD}_{\text{soil}}) \times 1000 \times \text{PNEC}_{\text{water}} \\ &= (0.02/1500) \times 1000 \times 0.96 \\ &= 0.013 \end{aligned}$$

Where:

$\text{Kp}_{\text{soil}}$  = soil-water partition coefficient ( $\text{m}^3/\text{m}^3$ )

$\text{BD}_{\text{soil}}$  = bulk density of soil ( $\text{kg}/\text{m}^3$ ) = 1,500 [default]

$$\begin{aligned} \text{Kp}_{\text{soil}} &= \text{K}_{\text{oc}} \times \text{f}_{\text{oc}} \\ &= 1.05 \times 0.02 \\ &= 0.02 \end{aligned}$$

Where:

$\text{K}_{\text{oc}}$  = organic carbon normalised distribution coefficient (L/kg). The  $\text{K}_{\text{oc}}$  for ethanol based on the molecular connectivity index (MCI) is 1.05 L/kg (EPA, 2019).

$\text{f}_{\text{oc}}$  = fraction of organic carbon in soil = 0.02 [default].

#### **VIII. PBT Assessment**

The methodology for the Persistent, Bioaccumulative and Toxic (PBT) substances assessment is based on the Australian and EU Reach Criteria methodology (DEWHA, 2009; ECHA, 2008).

Ethanol is readily biodegradable; thus, it does not meet the screening criteria for persistence.

Based on a measured  $\log K_{\text{ow}}$  of -0.35, ethanol does not meet the screening criteria for bioaccumulation.

No chronic aquatic toxicity studies are available on ethanol. The acute  $\text{E(L)C}_{50}$  values for ethanol are  $>1$  mg/L. Thus, ethanol does not meet the criteria for toxicity.

The overall conclusion is that ethanol is not a PBT substance.



## IX. CLASSIFICATION AND LABELING

### A. Classification

Flammable liquid, Category 2

Eye irritation, Category 2B

Acute Toxicity, Category 3

Reproductive toxicity, Category 2

Specific target organ toxicity – Repeated exposure, Category 2

Specific target organ toxicity – Single exposure, Category 3

### B. Labelling

Danger

### C. Pictogram



## X. SAFETY AND HANDLING

### A. FIRST AID

#### Eye Contact

Protect unexposed eye. Rinse/ flush exposed eye(s) gently using water for 15-20 minutes. Remove contact lens(es) if able to do so during rinsing. Seek medical attention if irritation persists or if concerned.

#### Skin Contact

Wash affected area with soap and water. Rinse thoroughly. Seek medical attention if irritation, discomfort, or vomiting persists.

#### Inhalation

Move exposed individual to fresh air. Loosen clothing as necessary and position individual in a comfortable position. Seek medical advice if irritation persists.



#### Ingestion

Rinse mouth thoroughly. Do not induce vomiting. Have exposed individual drink sips of water. Seek medical attention if irritation, discomfort, or vomiting persists.

### **B. FIRE FIGHTING INFORMATION**

#### Extinguishing Media

For small fires, use dry chemicals, CO<sub>2</sub>, water spray or alcohol-resistant foam. For large fire, use water fog or alcohol-resistant foam. Use appropriate fire suppression agents for adjacent combustible materials or sources of ignition.

#### Specific Exposure Hazards

Combustion products may include carbon oxides or other toxic vapors. Dangerous fire hazard when exposed to heat, sparks, and open flames.

#### Special Protective Equipment for Firefighters

Wear protective equipment. Use NIOSH-approved respiratory protection/ breathing apparatus. Use spark-proof tools and explosion-proof equipment. Move product containers away from fire or keep cool with water spray as a protective measure, where feasible.

### **C. ACCIDENTAL RELEASE MEASURES**

#### Personal Precautions

Beware of vapors accumulating to form explosive concentrations. Vapors can accumulate in low areas. Keep unprotected persons away.

Wear protective equipment. Use respiratory protective device against the effects of fumes/ dust/ aerosol. Ensure adequate ventilation. Keep away from ignition sources. Protect from heat.

For large spills, wear splash goggles, full suit, respirator, boots and gloves and use self-contained breathing apparatus.

#### Environmental Precautions

Prevent from reaching drains, sewer, or waterway. Collect contaminated soil for characterisation. Collect spilled liquid for recovery, treatment, or disposal.

#### Steps to be Taken if Material is Released or Spilled

Eliminate sources of ignition. Stop the spill, if possible. Contain spill material by diking or using inert absorbent. Spill may also be contained by using electrically protected vacuum cleaner or by wet-brushing. Transfer to a disposal or recovery container.





## **D. STORAGE AND HANDLING**

### General Handling

Prevent formation of aerosols. Use only in well ventilated areas. Avoid splashes or spray in enclosed areas. Prevent exposure to ignition sources; use non-sparking tools and explosion-proof equipment.

### Other Handling Precautions

Avoid contact with eyes, skin, and clothing. Avoid breathing vapor. Follow good hygiene procedures when handling chemical materials. Do not eat, drink, smoke, or use personal products when handling substances. Wash hands before breaks and at the end of work.

### Storage

Store in a cool location. Provide ventilation for containers. Avoid storage near extreme heat, ignition sources, or open flame. Store away from foodstuffs. Store away from oxidizing agents. Store in cool, dry conditions in well-sealed containers. Keep containers tightly sealed. Store in secure flammable storage area away from sources of ignition. Protect from freezing and physical damage.

## **E. EXPOSURE CONTROLS / PERSONAL PROTECTION**

### Occupational Exposure Standards

The workplace exposure standard for ethanol in Australia is 1000 ppm (1880 mg/m<sup>3</sup>) as an 8-hr TWA. No STEL is listed.

### Engineering Controls

Good general ventilation should be used. If applicable, use process enclosures, local exhaust ventilation, or other engineering controls to maintain airborne levels below recommended exposure limits. Avoid storage near extreme heat, ignition sources, or open flame. Use non-sparking tools and explosion-proof equipment.

### Personal Protection Equipment

*Respiratory Protection:* Not required under normal conditions of use. Use suitable respiratory protective device when high concentrations are present. Use suitable respiratory protective device when aerosol mist is formed. For spills, respiratory protection may be advisable.

*Hand Protection:* Gloves that are impermeable and resistant to the substance

*Skin Protection:* Wear chemical resistant gloves (rubber, neoprene or vinyl). Use personal protection equipment that is chemical resistant and prevents skin contact.



*Eye protection:* Goggles or safety glasses with side shields

*Other Precautions:*

- Use other PPE as required by the situation.
- Ethanol is a flammable liquid; keep away from ignition sources. Wash hands, forearms, and face thoroughly after handling chemical products, before eating, smoking, and using the lavatory and at the end of the working period.
- Appropriate techniques should be used to remove potentially contaminated clothing. Wash contaminated clothing before reusing.
- Ensure that eyewash stations and safety showers are close to the workstation location.

## **F. TRANSPORT INFORMATION**

UN Number: 1170

UN proper shipping name: Ethanol (mixture)

Transport hazard class: 3 Flammable liquids

Packing group: II

## **XI. DISPOSAL**

Disposal should be in accordance with all local, state, and federal regulations.

## **XII. REGULATORY INFORMATION**

Australian AICS Inventory: Listed.

## **XIII. REFERENCES**

ADWG (2011). National Water Quality Management Strategy. Australian Drinking Water Guidelines, Section 6, Australian Government, National Health and Medical Research Council, Natural Resource Management Ministerial Council.

Department of the Environment, Water, Heritage and the Arts [DEWHA] (2009). Environmental risk assessment guidance manual for industrial chemicals, Department of the Environment, Water, Heritage and the Arts, Commonwealth of Australia.

ECHA. ECHA REACH database: <http://echa.europa.eu/information-on-chemicals/registered-substances>



enHealth Human Risk Assessment [HHRA] (2012). Environmental Health Risk Assessment, Guidelines for Assessing Human Health Risks from Environmental Hazards. Office of Health Protection of the Australian Government Department of Health.

European Chemicals Agency [ECHA] (2008). Guidance on Information Requirements and Chemical Safety Assessment, Chapter R11: PBT Assessment, European Chemicals Agency, Helsinki, Finland.

Inventory Multi-Tiered assessment and prioritization [IMAP] (2014). Human health Tier 2 assessment for ethanol. Australian Government, Department of Health, National Industrial Chemicals Notification and Assessment Scheme.

Klimisch, H.J., Andreae, M., and Tillmann, U. (1997). A systematic approach for evaluating the quality of experimental and toxicological and ecotoxicological data. Regul. Toxicol. Pharmacol. 25:1-5.

U.S. Environmental Protection Agency [EPA] (2019). EPISuite™ v. 4.11, United States Environmental Protection Agency, Office of Pollution Prevention and Toxics and Syracuse Research Corporation. Available at: <https://www.epa.gov/tsca-screening-tools/epi-suite-estimation-program-interface>.



## ETHOXYLATED BRANCHED C13 ALCOHOL [ISOTRIDEKANOL, ETHOXYLATED]

This dossier on isotridecanol, ethoxylated does not represent an exhaustive or critical review of all available data. Rather, it presents the most critical studies pertinent to the risk assessment of isotridecanol, ethoxylated in its use in drilling muds and hydraulic fracturing fluids. The information presented in this dossier was obtained primarily from the Human & Environmental Risk Assessment on Ingredients of European Household Cleaning Products: Alcohol Ethoxylates (HERA, 2009). Where possible, study quality was evaluated using the Klimisch scoring system (Klimisch *et al.*, 1997).

### I. SUBSTANCE IDENTIFICATION

Chemical Name: Isotridecanol, ethoxylated

CAS RN: 69011-36-5

Molecular formula: Not available (UVCB substance)

Molecular weight: Not available (UVCB substance)

Synonyms: Isotridecanol, ethoxylated; C13 ethoxylated alcohol; Alcohol C13 ethoxylated; ethoxylated branched C13 alcohol

SMILES: Not available (UVCB substance)

Alcohol ethoxylates (AE) are a class of non-ionic surfactants that have the basic structure  $C_{x-y}AE_n$ . The subscript (x-y) following the 'C' indicates the range of carbon chain units. The hydrocarbon chain can be either linear or branched. AEs also contain an ethylene oxide (E) chain attached to the alcohol. The degree of ethylene oxide polymerization is indicated by the subscript (n) which indicates the average number of ethylene oxide units. Isotridecanol, ethoxylated (CAS No. 69011-36-5) has an average number of 1 to 2.5 moles of ethylene oxide units.

### II. PHYSICO-CHEMICAL PROPERTIES

**Table 1: Overview of the Physico-chemical Properties of Isotridecanol, ethoxylated (1 to 2.5 moles ethoxylated)**

Property	Value	Klimisch score	Reference
Physical state at 20°C and 101.3 kPa	Clear liquid with a rancy odor	2	ECHA
Melting Point	-11.6°C	1	ECHA



Property	Value	Klimisch score	Reference
Boiling Point	>280°C	1	ECHA
Density	0.907 g/cm <sup>3</sup> @ 20°C	1	ECHA
Vapor Pressure	<5 Pa @ 20°C	2	ECHA
Partition coefficient (log K <sub>ow</sub> )	4.9* (calculated)	2	ECHA
Water Solubility	20-29 mg/L @ 21°C	1	ECHA
Flash Point	138°C @ 1013 hPa	1	ECHA
Auto flammability	250°C @ 1015 hPa	1	ECHA
Viscosity	38.2 mm <sup>2</sup> /s (static) @ 20°C	1	ECHA

\*Weight-averaged log K<sub>oc</sub> of whole substance based on normalized composition

### III. ENVIRONMENTAL FATE PROPERTIES

#### A. Summary

Isotridecanol, ethoxylated is readily biodegradable. It has a low potential for bioaccumulation and a moderate potential for absorption to soil and sediment.

#### B. Biodegradation

Isotridecanol, ethoxylated is readily biodegradable. In an OECD 301B test, degradation was 75% in 28 days (ECHA) [Kl. score = 2].

#### C. Environmental Distribution

##### Adsorption/desorption

Using KOCWIN v2.00, the following calculated K<sub>oc</sub> values were obtained: 441.7 for alcohol, C13, branched; 359.3 for alcohol ethoxylate, C13, branched, 1 EO; and 237.8 for alcohol ethoxylate, C13, branched, 3 EO (ECHA).

The average of the K<sub>oc</sub> values for the C13 ethoxylated alcohols, which is 298.6 L/kg, will be used to calculate the PNEC values for sediment and soil.



## **E. Bioaccumulation**

The BCF values for alcohol ethoxylates in fathead minnows have been reported to range from <5 to 387.5 (Toll et al., 2000). The uptake rates varied from 330 to 1660 (L x kg/d) and elimination rates varied from 3.3 to 59 per day (Toll et al., 2000). The high concentrations in fish is thought to be prevented by an efficient biotransformation of the alcohol ethoxylates, leading to a high elimination rate.

## **IV. HUMAN HEALTH HAZARD ASSESSMENT**

### **A. Summary**

The acute toxicity of isotridecanol, ethoxylates is low by the oral and dermal routes. The skin irritation rabbit studies on isotridecanol, ethoxylated and similar alcohol ethoxylates show that the degree of irritation depends on the testing conditions and length of the exposure period. Human patch studies on these alcohol ethoxylates do not support a skin irritant classification. Isotridecanol, ethoxylated with EO units of 1 to <2.5 are not irritating to the eyes of rabbits. Isotridecanol, ethoxylated is not a skin sensitizer. Repeated dose toxicity studies on alcohol ethoxylates similar to isotridecanol, ethoxylates in rats do not indicate any target organ effects. These alcohol ethoxylates are not genotoxic, carcinogenic, and have a low potential for reproductive and developmental toxicity.

### **B. Acute Toxicity**

No acute toxicity studies are available on isotridecanol, ethoxylated.

The oral LD<sub>50</sub> in rats for C<sub>12-13</sub>AE<sub>6.5</sub> is 2,100 mg/kg (HERA, 2009) [Kl. score = 2]. The oral LD<sub>50</sub> in rats for C<sub>12-15</sub>AE<sub>7</sub> is 1,700 mg/kg (HERA, 2009) [Kl. score = 2].

There are no acute inhalation toxicity studies on isotridecanol, ethoxylated.

An acute dermal LD<sub>50</sub> values of >2,000 mg/kg were determined for C<sub>12-14</sub>AE<sub>3</sub> and C<sub>12-14</sub>AE<sub>6</sub> in two separate studies (HERA, 2009) [Kl. score = 2]. The acute dermal LD<sub>50</sub> of C<sub>12-15</sub>AE<sub>7</sub> is >2,000 mg/kg (HERA, 2009) [Kl. score = 2].

### **C. Irritation**

#### *Skin*

Application of 0.5 mL isotridecanol, ethoxylated (3 EO) to the skin of rabbits for 4 hours under occlusive conditions was considered irritating (ECHA) [Kl. score = 2].

Application of 0.5 mL isotridecanol, branched, ethoxylated (3-4 EO) to the skin of rabbits for 24 hours under occlusive conditions was considered irritating (ECHA) [Kl. score = 2].



Application of 0.5 mL isotridecanol, ethoxylated (3 EO) to the skin of rabbits for 4 hours under semi-occlusive conditions was not considered irritating (ECHA) [KI. score = 2].

Application of 0.5 mL C<sub>12-13</sub>AE<sub><2.5</sub> (CAS No. 66455-14-9) to the skin of rabbits for 24 hours under occlusive conditions was considered irritating (ECHA) [KI. score = 2].

Application of 0.5 mL alcohols C12-13, branched and linear, <2.5 EO to the skin of rabbits for 4 hours under occlusive conditions was not considered irritating (ECHA) [KI. score = 2].

In a 24-hour human patch test, there was some short-lived redness in some individuals from the application of C<sub>12-14</sub>AE<sub>3</sub>, but there was no scaling or edema in any subjects (HERA, 2009) [KI. score = 2].

In a standard 4-hour human patch test, the irritation potential of C<sub>12-15</sub>AE<sub>5</sub> and C<sub>12-15</sub>AE<sub>5</sub> were compared to 20% sodium dodecyl sulfate (which is classified a skin irritant under GHS). The results showed that neither alcohol ethoxylate should be classified as a skin irritant (Basketter et al., 2004) [KI. score = 2].

#### *Eye*

Instillation of 0.1 mL isotridecanol, ethoxylated (3 EO) (CAS No. 69011-36-5) into the eyes of rabbits was severely irritating. The means of the 24, 48, and 72 hour scores were: 1.6 for corneal opacity; 0.6 for iridial lesions; 2.2 for conjunctival redness; and 0.7 for chemosis. The effects were not fully reversible within 21 days (ECHA) [KI. score = 2].

Instillation of 0.1 mL isotridecanol, branched, ethoxylated (3-4 EO) (CAS No. 24938-91-8) into the eyes of rabbits was severely irritating. The means of the 24, 48, and 72 hour scores were: 1.0 for corneal opacity; 0.1 for iridial lesions; 1.7 for conjunctival redness; and 0.6 for chemosis. The effects were not fully reversible within 8 days (ECHA) [KI. score = 2].

Instillation of 0.1 mL alcohols C12-13, branched and linear, <2.5 EO (CAS No. 160901-19-9) into the eyes of rabbits was not irritating. The means of the 24, 48, and 72 hour scores were: 0.00 for corneal opacity; 0.00 for iridial lesions; 0.83 for conjunctival redness; and 0.50 for chemosis (ECHA) [KI. score = 2].

Instillation of 0.1 mL C<sub>12-13</sub>AE<sub><2.5</sub> (CAS No. 66455-14-9) into the eyes of rabbits was not irritating. The mean of the 24, 48, and 72 hour scores were: 0.00 for all endpoints (ECHA) [KI. score = 2].

#### **D. Sensitization**

No sensitization studies are available on isotridecanol, ethoxylated.

In a guinea pig maximization test, C<sub>12-13</sub>AE<sub><2.5</sub> (CAS No. 66455-14-9) was not considered a skin sensitizer (ECHA) [KI. score = 2].



## E. Repeated Dose Toxicity

### Oral

No repeated dose toxicity studies are available on isotridecanol, ethoxylated.

Rats were given in their diet 0%, 0.0313%, 0.0625%, 0.125, 0.25, 0.5 or 1.0% C<sub>12-15</sub>AE<sub>7</sub> for 90 days. The animals in the  $\geq 0.25\%$  groups showed significantly reduced body weight gain, which was associated with marked decreases in food and water consumption. Relative liver weights were significantly increased in the  $\geq 0.5\%$  male rats and  $\geq 0.25\%$  females. Histopathologic examination showed hepatocytic enlargement in the  $\geq 0.125\%$  groups, suggesting increased liver metabolism on the basis of increased alkaline phosphatase activity at the higher dose levels. The NOAEL was established at 0.0625% in the diet or 102 mg/kg-day (HERA, 2009) [KI. score = 2].

Rats were fed C<sub>12-14</sub>AE<sub>7</sub> in the diet at concentrations of 0%, 0.0313%, 0.0625%, 0.125%, 0.25%, 0.5% and 1.0% for 90 days. The animals in the  $\geq 0.25\%$  groups showed significantly reduced body weight gain, which was associated with marked decreases in food and water consumption. Relative liver weights were significantly increased in the  $\geq 0.5\%$  male rats and  $\geq 0.25\%$  females. Histopathologic examination showed hepatocytic enlargement in the  $\geq 0.125\%$  groups, suggesting increased liver metabolism on the basis of increased alkaline phosphatase activity at the higher dose levels. The NOAEL was established at 0.0625% in the diet or 110 mg/kg-day (HERA, 2009) [KI. score = 2].

Rats were given in their diet 0, 0.1, 0.5 or 1% C<sub>12-13</sub>AE<sub>6.5</sub> for two years. Body weight gain was reduced in the 1% males and  $\geq 0.5\%$  females, which was likely due to the reduced food consumption in these animals. At study termination, organ to body weight ratios were increased in the  $\geq 0.5\%$  females (liver, kidney and brain), 1% females (heart), and 1% males (liver). A dose-related focal myocarditis was observed in males. While focal myocarditis is commonly observed in non-treated aging rats, the incidence in the treated animals were higher than in the controls. The NOAEL was established at 0.1% or 50 mg/kg-day (HERA, 2009) [KI. score = 2].

### Inhalation

No studies are available.

### Dermal

No adequate studies are available.





## F. Genotoxicity

### *In Vitro* Studies

The genotoxicity studies conducted on alcohol ethoxylates are reviewed in HERA (2009). The results of few of the *in vitro* studies on similar alcohol ethoxylates to isotridecanol, ethoxylated are presented below in Table 2.

**Table 2: *In Vitro* Genotoxicity Studies on Selected Alcohol Ethoxylates**

Test Substance	Test System	Results*		Klimisch Score	References
		-S9	+S9		
C <sub>14-15</sub> AE <sub>7</sub>	Bacterial reverse mutation ( <i>S. typhimurium</i> strains)	-	-	2	HERA, 2009
C <sub>14-15</sub> AE <sub>7</sub>	Bacterial reverse mutation ( <i>S. typhimurium</i> strains)	-	-	2	HERA, 2009
C <sub>14</sub> AE <sub>12</sub>	Chromosomal aberrations (CHO cells)	-	-	2	HERA, 2009

\*+, positive; -, negative

### *In Vivo* Studies

In two separate studies, CD-1 mice were given an intraperitoneal dose of 0, 50, or 100 mg/kg C<sub>12-15</sub>AE<sub>3</sub> or C<sub>12-14</sub>AE<sub>9</sub>. There were no increases in the frequency of micronuclei in the bone marrow cells (Talmage, 1994) [Kl. score = 2].

Male and female Tunstall rats were given a single oral gavage dose of 0, 250, 500, or 1,000 mg/kg C<sub>14-15</sub>AE<sub>7</sub>. There were no increases in chromosomal aberrations in the bone marrow cells (HERA, 2009) [Kl. score = 2].

## G. Carcinogenicity

No studies are available on isotridecanol, ethoxylated.

Male and female Sprague-Dawley rats were given in their diet C<sub>12-13</sub>AE<sub>6.5</sub> in the diet at doses up to 1% (500 mg/kg-day). Reduced food consumption was noted at the higher dose levels (*i.e.*, 0.5 and 1% for females and 1% for males), resulting in a lower body weight gain compared to the control group. No treatment-related histopathology was found and no increase in tumor incidence was observed (HERA, 2009) [Kl. score = 2].

Male and female Charles River rats were given in their diet 0, 0.1, 0.5 or 1% C<sub>14-15</sub>AE<sub>7</sub> for two years. There were no treatment-related changes in general behavior and appearance. The survival rate of the test animals was comparable if not better than the controls. Body weights of



the 0.5% females and the 1% males and females had significantly lower weight gains than the control. There were no treatment-related effects on organ weights and tumor incidence (HERA, 2009) [Kl. score = 2]

Male and female Sprague-Dawley rats were given in their diet C<sub>14-15</sub>AE<sub>7</sub> at 0.1, 0.5 and 1% for two years. A treatment-related body weight depression was observed in females at the two highest treatment levels and in males at the 1% dose level, probably due to the poor palatability of the diet. There was no evidence for any carcinogenic activity (HERA, 2009) [Kl. score = 2].

## **H. Reproductive Toxicity**

No studies are available on isotridecanol, ethoxylated.

CD rats were given in their diet 0, 0.05, 0.1 or 0.5% (approximately 0, 25, 50 or 250 mg/kg-day) C<sub>12</sub>AE<sub>6</sub> in a two-generation reproductive toxicity study. There were no treatment related effects in the parents or pups on general behavior, appearance or survival. At 0.5%, there was reduced weight gain in both the parental animals and the pups compared to the controls. Fertility was unaffected by treatment. The NOAEL for reproductive toxicity is 0.5% in the diet, which corresponds to 250 mg/kg-day (HERA, 2009) [Kl. score = 2].

In a two-generation developmental and teratogenicity study, CD rats were given in their diet 0, 0.05, 0.1 or 0.5% C<sub>14-15</sub>AE<sub>7</sub> (approximately 0, 25, 50 or 250 mg/kg-day). Three of the treated groups were given the test substance continuously throughout the study; in the other three groups the females received the test substance on GD 6-15 and the males were untreated. None of the deaths of parental rats during the study was considered to be compound-related. There were no treatment-related changes in behavior or appearance in the parental rats or pups. Slightly lower body weight gain was noted in the 0.5% continuously treated females. Food consumption was similar for control and treated rats. Fertility, gestation and viability indices were similar across groups. The average 21-day body weights for the 0.5% continuous treated pups were significantly lower than that of the control. Relative liver weights of the 0.5% continuously treated F<sub>1</sub> parental animals were increased at the 91-day sacrifice; relative liver weights of the 0.5% continuously treated males were also increased at the 60-day and caesarean section sacrifices. There were no treatment-related histopathological lesions in any of the tissues from the F<sub>0</sub> and F<sub>1</sub> generations. The NOAEL for reproductive toxicity is 0.5% in the diet or 250 mg/kg-day (HERA, 2009) [Kl. score = 2].

## **I. Developmental Toxicity**

No studies are available on isotridecanol, ethoxylated.

In a two-generation reproductive toxicity study, Charles River rats were given in their diet 0, 0.05, 0.1 or 0.5% (about 0, 25, 50 or 250 mg/kg-day) C<sub>12</sub>AE<sub>6</sub>. General behavior, appearance and survival were unaffected by treatment. At the 0.5% dose level, adults and pups gained less weight than the control rats. In the 0.5% dose group, there was a statistical increase in embryo lethality and soft tissue anomalies and at the 0.1% there was a statistical decrease in mean fetal liver weight. Neither of these effects was considered to be treatment-related by the authors as



they showed no dose response characteristics. The NOAEL for maternal toxicity is 50 mg/kg-day. The NOAEL for developmental and teratogenicity is 0.1% in the diet or 50 mg/kg-day (HERA, 2009) [KI. score = 2].

Pregnant rabbits were given by oral gavage 0, 50, 100 or 200 mg/kg C<sub>12</sub>AE<sub>6</sub> from gestational days 2 to 16. Nine control rabbits and 31 treated rabbits died during the study. Surviving rabbits at the 200 mg/kg dose group generally showed slight losses of body weight. At 100 and 200 mg/kg, ataxia and a slight decrease in body weight was observed in the pregnant animals. In seven treated and two control rabbits, early deliveries were recorded. There were no treatment-related effects on corpora lutea, implantations, number of live fetuses and spontaneous abortions. The NOAEL for maternal toxicity is 50 mg/kg-day; the NOAEL for developmental toxicity is 200 mg/kg-day (HERA, 2009) [KI. score = 2].

## V. DERIVATION OF TOXICOLOGICAL REFERENCE AND DRINKING WATER GUIDANCE VALUES

The toxicological reference values developed for isotridecanol, ethoxylated follow the methodology discussed in enHealth (2012). The approach used to develop drinking water guidance values is described in the Australian Drinking Water Guidelines (ADWG, 2011).

### A. Non-Cancer

#### Oral

A two-year dietary study in rats has been conducted on C<sub>12-13</sub>AE<sub>6.5</sub> (HERA, 2009). The NOAEL from this study is 50 mg/kg-day based on increased organ weights. The NOAEL of 50 mg/kg-day will be used to derive an oral reference dose and drinking water guidance value for isotridecanol, ethoxylated.

#### *Oral Reference Dose (oral RfD)*

$$\text{Oral RfD} = \text{NOAEL} / (\text{UF}_A \times \text{UF}_H \times \text{UF}_L \times \text{UF}_{\text{Sub}} \times \text{UF}_D)$$

Where:

UF<sub>A</sub> (interspecies variability) = 10

UF<sub>H</sub> (intraspecies variability) = 10

UF<sub>L</sub> (LOAEL to NOAEL) = 1

UF<sub>Sub</sub> (subchronic to chronic) = 1

UF<sub>D</sub> (database uncertainty) = 1

$$\text{Oral RfD} = 50 / (10 \times 10 \times 1 \times 1 \times 1) = 50 / 100 = \underline{0.5 \text{ mg/kg-day}}$$



#### *Drinking water guidance value*

Drinking water guidance value = (animal dose) x (human weight) x (proportion of intake from water) / (volume of water consumed) x (safety factor)

Using the oral RfD,

Drinking water guidance value = (oral RfD) x (human weight) x (proportion of water consumed) / (volume of water consumed)

where:

Human weight = 70 kg (ADWG, 2011)

Proportion of water consumed = 10% (ADWG, 2011)

Volume of water consumed = 2L (ADWG, 2011)

Drinking water guidance value =  $(0.5 \times 70 \times 0.1) / 2 = \underline{1.8 \text{ mg/L}}$

#### **B. Cancer**

The alcohol ethoxylates C<sub>12-13</sub>AE<sub>6.5</sub> and C<sub>14-15</sub>AE<sub>7</sub> were not carcinogenic to rats in a two-year dietary study. Thus, a cancer reference value was not derived.

### **VI. HUMAN HEALTH HAZARD ASSESSMENT OF PHYSICO-CHEMICAL PROPERTIES**

Isotridecanol, ethoxylated does not exhibit the following physico-chemical properties:

- Explosivity
- Flammability
- Oxidizing potential

### **VII. ENVIRONMENTAL HAZARD ASSESSMENT**

#### **A. Summary**

Isotridecanol, ethoxylated has moderate chronic toxicity concern to aquatic life.

#### **B. Aquatic Toxicity**

In developing a water quality guideline for alcohol ethoxylates (ANZECC, 2000), the toxicity data was normalized for a specific alkyl chain length or a specific number of ethoxylate (EO) groups. The NOECs listed below were normalized to an alkyl chain length of C13.3 and EO of 8.2.

Freshwater fish: 2 species, 720 to 1,500 µg/L.

Freshwater crustaceans: 2 species, 590 to 860 µg/L.



Freshwater rotifers: 1 species, *Brachionus calyciflorus*, 1,300 µg/L

Freshwater algae, diatoms and blue-green algae: 6 species, 200 to 8,700 µg/L.

Freshwater mesocosms: 4 NOEC data for multiple species tests were 80, 80, 320, and 330 µg/L, although replication was insufficient to meet OECD (1992) requirements. Normalized data were 380, 380, 320, and 1,520 µg/L.

### C. Terrestrial Toxicity

No studies are available.

### D. Calculation of PNEC

PNEC<sub>water</sub>: The ANZECC water quality guideline (2000) for freshwater is: **“A high reliability trigger value of 140 µg/L was derived for AE (normalized data) using the statistical distribution method with 95% protection.”**

For the purposes of calculating the PNEC values for sediment and soil, the PNEC<sub>water</sub> will be 0.14 mg/L.

#### PNEC sediment

There are no toxicity data for sediment-dwelling organisms. Therefore, the PNEC<sub>sed</sub> was calculated using the equilibrium partitioning method. The PNEC<sub>sed</sub> is 0.71 mg/kg sediment wet weight.

The calculations are as follows:

$$\begin{aligned} \text{PNEC}_{\text{sed}} &= (K_{\text{sed-water}}/\text{BD}_{\text{sed}}) \times 1000 \times \text{PNEC}_{\text{water}} \\ &= (6.53/1280) \times 1000 \times 0.14 \\ &= 0.71 \end{aligned}$$

Where:

$K_{\text{sed-water}}$  = suspended matter-water partition coefficient ( $\text{m}^3/\text{m}^3$ )

$\text{BD}_{\text{sed}}$  = bulk density of sediment ( $\text{kg}/\text{m}^3$ ) = 1,280 [default]

$$\begin{aligned} K_{\text{sed-water}} &= 0.8 + [0.2 \times (K_{\text{p}_{\text{sed}}}/1000) \times \text{BD}_{\text{solid}}] \\ &= 0.8 + [0.2 \times (11.94/1000) \times 2400] \\ &= 6.53 \end{aligned}$$

Where:

$K_{\text{p}_{\text{sed}}}$  = solid-water partition coefficient (L/kg).

$\text{BD}_{\text{solid}}$  = bulk density of the solid phase ( $\text{kg}/\text{m}^3$ ) = 2,400 [default]



$$\begin{aligned}Kp_{sed} &= K_{oc} \times f_{oc} \\&= 298.6 \times 0.04 \\&= 11.94\end{aligned}$$

Where:

$K_{oc}$  = organic carbon normalized distribution coefficient (L/kg). The  $K_{oc}$  for isotridecanol, ethoxylated is 298.6 (see section III.C)

$F_{oc}$  = fraction of organic carbon in sediment = 0.04 [default].

#### PNEC soil

There are no toxicity data for terrestrial or soil organisms. Therefore, the  $PNEC_{soil}$  was calculated using the equilibrium partitioning method. The  $PNEC_{soil}$  is 0.56 mg/kg soil dry weight.

The calculations are as follows:

$$\begin{aligned}PNEC_{soil} &= (Kp_{soil}/BD_{soil}) \times 1000 \times PNEC_{water} \\&= (5.97/1500) \times 1000 \times 0.14 \\&= 0.56\end{aligned}$$

Where:

$Kp_{soil}$  = soil-water partition coefficient ( $m^3/m^3$ )

$BD_{soil}$  = bulk density of soil ( $kg/m^3$ ) = 1,500 [default]

$$\begin{aligned}Kp_{soil} &= K_{oc} \times f_{oc} \\&= 298.6 \times 0.02 \\&= 5.97\end{aligned}$$

Where:

$K_{oc}$  = organic carbon normalised distribution coefficient (L/kg). The  $K_{oc}$  for isotridecanol, ethoxylated is 298.6 (see section III.C)

$F_{oc}$  = fraction of organic carbon in soil = 0.02 [default].

### **VIII. PBT Assessment**

The methodology for the Persistent, Bioaccumulative and Toxic (PBT) substances assessment is based on the Australian and EU Reach Criteria methodology (DEWHA, 2009; ECHA, 2008).

Isotridecanol, ethoxylated is readily biodegradable and thus does not meet the screening criteria for persistence.



The bioconcentration factors (BCF) in fish for ethoxylated alcohols (which includes isotridecanol, ethoxylated) have been reported to range from <5 to 387.5. Thus, isotridecanol, ethoxylated does not meet the screening criteria for bioaccumulation.

The chronic NOEC values for alcohols ethoxylates are >0.1 mg/L. Thus, isotridecanol, ethoxylated alcohol does not meet the criteria for toxicity.

The overall conclusion is that isotridecanol, ethoxylated is not a PBT substance.

## **IX. CLASSIFICATION AND LABELING**

### **A. Classification**

Eye Irritant Category 2

Aquatic Chronic Toxicity Category 3

### **B. Labelling**

Danger

### **C. Pictogram**



## **X. SAFETY AND HANDLING**

### **A. FIRST AID**

#### Eye Contact

Rinse immediately with plenty of running water. If easy to do, remove contact lenses. Get medical attention.

#### Skin Contact

Wash with soap and water. Get medical attention if symptoms occur.

#### Inhalation

Treat symptomatically. Move to fresh air. Get medical attention.



#### Ingestion

Rinse mouth with water and then drink plenty of water. Never give anything by mouth to an unconscious person. Seek medical attention.

### **B. FIRE FIGHTING INFORMATION**

#### Extinguishing Media

Water spray, dry chemical, foam. Do not use water jet.

#### Specific Exposure Hazards

May emit toxic fumes under fire conditions. Depending on conditions, decomposition products may include the following: carbon monoxide, carbon oxides.

#### Special Protective Equipment for Firefighters

Self-contained breathing apparatus and full protective clothing must be worn in case of fire.

### **C. ACCIDENTAL RELEASE MEASURES**

#### Personal Precautions

Wear appropriate personal protective equipment. Do not breath mist or aerosol.

#### Environmental Precautions

Prevent from entering sewers, waterways, or low area

#### Steps to be Taken if Material is Released or Spilled

Absorb spill with inert absorbent material, then place in a container for chemical waste.

### **D. STORAGE AND HANDLING**

#### General Handling

Protect against moisture. Shut containers immediately after taking product because product takes up the humidity of air. No special precautions are necessary beyond normal good hygiene practices.

#### Other Handling Precautions

Wash hands thoroughly after handling. Avoid breathing mists or aerosols.

#### Storage

Keep container closed.





## **E. EXPOSURE CONTROLS / PERSONAL PROTECTION**

### Occupational Exposure Standards

Workplace Australia has not established an occupational exposure standard for isotridecanol, ethoxylated.

### Engineering Controls

Good general ventilation should be used.

### Personal Protection Equipment

#### *Respiratory Protection:*

Wear respiratory protection if ventilation is inadequate.

#### *Hand Protection:*

Chemical resistant protective gloves.

#### *Skin Protection:*

Body protection must be chosen depending on activity and possible exposure.

#### *Eye protection:*

Chemical safety goggles.

#### *Other Precautions:*

Handle in accordance with good industrial hygiene and safety practice. Eyewash fountains and safety showers must be easily accessible.

## **F. TRANSPORT INFORMATION**

Isotridecanol, ethoxylated is not considered hazardous for purposes of transportation by road or rail. An Australian Dangerous Goods code is not required.

## **XI. DISPOSAL**

Disposal should be in accordance with all local, state, and federal regulations.

## **XII. REGULATORY INFORMATION**

Australian AICS Inventory: Listed.



### XIII. REFERENCES

- ADWG (2011). National Water Quality Management Strategy. Australian Drinking Water Guidelines, Section 6, Australian Government, National Health and Medical Research Council, Natural Resource Management Ministerial Council.
- ANZECC & ARMCANZ (2000). Australian and New Zealand guidelines for fresh and marine water quality. National Water Quality Management Strategy Paper No 4, Australian and New Zealand Environment and Conservation Council & Agriculture and Resource Management Council of Australia and New Zealand, Canberra, Australia.
- Basketter, D.A., York, M., McFadden, J.P., and Robinson, M.K. (2004). Determination of skin irritation potential in the human 4-h patch test. *Contact Dermatitis* 51: 1-4.
- Department of the Environment, Water, Heritage and the Arts [DEWHA] (2009). Environmental risk assessment guidance manual for industrial chemicals, Department of the Environment, Water, Heritage and the Arts, Commonwealth of Australia.
- ECHA. ECHA REACH database: <http://echa.europa.eu/information-on-chemicals/registered-substances>
- enHealth Human Risk Assessment [HHRA] (2012). Environmental Health Risk Assessment, Guidelines for Assessing Human Health Risks from Environmental Hazards. Office of Health Protection of the Australian Government Department of Health.
- European Chemicals Agency [ECHA] (2008). Guidance on Information Requirements and Chemical Safety Assessment, Chapter R11: PBT Assessment, European Chemicals Agency, Helsinki, Finland.
- Klimisch, H.J., Andreae, M., and Tillmann, U. (1997). A systematic approach for evaluating the quality of experimental and toxicological and ecotoxicological data. *Regul. Toxicol. Pharmacol.* 25:1-5.
- Human and Environmental Risk Assessment (HERA) on Ingredients of Household Cleaning Products: Alcohol Ethoxylates (2009), <http://www.heraproject.com>.
- OECD (1992). Report of the OECD workshop on extrapolation of laboratory aquatic toxicity data to the real environment. OECD Environment Monographs No. 59, Organisation for Economic Co-operation and Development, Paris.
- Talmage, S.S. (1994). Environmental and Human Safety of Major Surfactants – Alcohol Ethoxylates and Alkylphenol Ethoxylates, pp. 35, The Soap and Detergent Association, Lewis Publishers, Boca Raton, Florida.
- Toll, J., Haller, M., Labee, E., Verweij, M., and Sijm, D.T.H.M. (2000). Toxicology and Chemistry, 19 646–653.



## ETHYLENE GLYCOL

This dossier on ethylene glycol does not represent an exhaustive or critical review of all available data. Rather, it presents the most critical studies pertinent to the risk assessment of ethylene glycol in its use in drilling muds and hydraulic fracturing fluids. Where possible, study quality was evaluated using the Klimisch scoring system (Klimisch *et al.*, 1997).

### I. SUBSTANCE IDENTIFICATION

Chemical Name (IUPAC): Ethane-1,2-diol

CAS RN: 107-21-1

Molecular formula: C<sub>2</sub>H<sub>6</sub>O<sub>2</sub> (HOCH<sub>2</sub>CH<sub>2</sub>OH)

Molecular weight: 62.07

Synonyms: Ethylene glycol; ethane-1,2-diol; 1,2-ethanediol, 2-hydroxyethanol; monoethylene glycol; MEG; glycol alcohol; EG

SMILES: C(CO)O

### II. PHYSICO-CHEMICAL PROPERTIES

**Table 1: Overview of the Physico-chemical Properties of Ethylene Glycol**

Property	Value	Klimisch score	Reference
Physical state at 20°C and 101.3 kPa	Colourless and odourless syrupy liquid	2	ECHA
Melting Point	-13°C	2	ECHA
Boiling Point	197.4°C	2	ECHA
Density	1.11 g/cm <sup>3</sup>	2	ECHA
Vapor Pressure	0.123 hPa	2	ECHA
Partition Coefficient (log K <sub>ow</sub> )	-1.36 (calculated)	2	ECHA



Property	Value	Klimisch score	Reference
Water Solubility	1,000 g/L @ 20°C	2	ECHA
Flash Point	111°C	2	ECHA
Auto flammability	398°C	2	ECHA
Viscosity	16.1 mPa s @ 25°C	2	ECHA
Henry's Law Constant	0.133 @ 25°C (QSAR)	2	ECHA

### III. ENVIRONMENTAL FATE PROPERTIES

#### A. Summary

Ethylene glycol is readily biodegradable, and it is not expected to bioaccumulate. Ethylene glycol has low potential to adsorb to soil and sediment.

#### B. Biodegradation

Ethylene glycol was readily biodegradable in an OECD 301A test. After 10 days, degradation was 90-100% (ECHA) [Kl. score = 1]. There was 97% degradation after 20 days in a BOD test; and 96% degradation after 28 days in an OECD 301D test (Waggy et al., 1994; OECD, 2004a,b) [Kl. score = 2].

The aerobic degradation of ethylene glycol was measured from grab river water samples at 4, 8, and 20°C. At 20°C, ethylene glycol was completely degraded in three days in all river waters tested; at 8°C, degradation was complete within 14 days. Degradation at 4°C was substantially slower, with degradation of <20% after 14 days in river samples with limited suspended matter and a starting concentration of 10 mg/L (Evans and David, 1974).

#### C. Environmental Distribution

##### Adsorption/desorption

No experimental data are available for ethylene glycol. Using KOCWIN in EPISUITE™ (EPA, 2017), the estimated  $K_{oc}$  values from the molecular connectivity index (MCI) and from the log  $K_{ow}$  are 1 and 0.2239 L/kg, respectively.



#### **D. Bioaccumulation**

The calculated log  $K_{ow}$  for ethylene glycol is -1.36 (ECHA). The BCF for ethylene glycol in golden ide (*Leuciscus idus melanotus*) after three days of exposure was determined to be 10 (Freitag *et al.*, 1985).

### **IV. HUMAN HEALTH HAZARD ASSESSMENT**

#### **A. Summary**

Following acute ingestion of ethylene glycol, the critical effects in humans in three subsequent stages are central nervous system toxicity, metabolic acidosis, and kidney toxicity. The lethal effects of ethylene glycol in human adults occur at oral doses of  $\geq 1,600$  mg/kg. Ethylene glycol is not a skin irritant or a skin sensitizer in laboratory animals. In humans, ethylene glycol may cause skin irritation; there is also a low potential for skin sensitization. It is not an eye irritant. The kidney is the primary target organ from repeated exposures. The proposed mode-of-action (MOA) for the kidney damage involves the formation of a precipitate or crystals from the ethylene glycol metabolite oxalic acid with calcium in the urine. Ethylene glycol is not genotoxic or carcinogenic to rodents. Ethylene glycol did not affect fertility in animal studies, but it did cause developmental effects. In rodents, the developmental effects caused by oral doses of ethylene glycol include teratogenic effects (craniofacial and axial-skeletal malformations and variations). In contrast, no developmental toxicity was seen in rabbit studies. The relevant metabolite for the developmental toxicity seen in rodent, but not rabbit, studies appears to be glycolic acid. This metabolite can be reached at higher concentrations in rats than in rabbits. Based on a physiologically-based pharmacokinetic (PBPK) model for ethylene glycol, humans are unlikely to achieve blood levels of glycolic acid necessary for developmental toxicity.

#### **B. Metabolism**

Ethylene glycol is almost completely absorbed in laboratory animals by the oral route (OECD, 2004; Frantz *et al.*, 1996a). A range of 1-51% of ethylene glycol is absorbed by the dermal route based on *in vivo* studies in rodents (Frantz *et al.*, 1996a,b).

The main metabolic pathway for metabolism of ethylene glycol is oxidation via alcohol dehydrogenases and aldehyde dehydrogenases. The main metabolites of ethylene glycol are carbon dioxide, oxalic acid and glycolic acid (OECD, 2004a).

The relevant metabolite for the repeated dose toxicity studies is oxalic acid, which is slowly transported from the liver to the kidneys, where it forms calcium-oxalate crystals (Corley *et al.*, 2005a).



The relevant metabolite for the developmental toxicity seen in rodent, but not rabbit, studies appears to be glycolic acid. This metabolite can be reached at higher concentrations in rats than in rabbits (Carney *et al.*, 1998).

A physiologically-based pharmacokinetic (PBPK) model has been developed for ethylene glycol. When internal dose surrogates were compared in rats and humans over a wide range of exposures, it has been concluded that humans are unlikely to achieve blood levels of glycolic acid necessary for developmental toxicity (Corley *et al.*, 2005b).

### **C. Acute Toxicity**

The oral LD<sub>50</sub> in rats was reported to be 7,712 mg/kg (ECHA) [Kl. score = 2]. The 6-hour inhalation LC<sub>50</sub> value for male and female rats was >2.5 mg/L (Tyl *et al.*, 1995a) [Kl. score = 2]. The dermal LD<sub>50</sub> for male and female mice is >3,500 mg/kg (Tyl *et al.*, 1995b) [Kl. score = 2].

Following acute ingestion of ethylene glycol, the critical effects in humans in three subsequent stages are central nervous system toxicity, metabolic acidosis, and kidney toxicity (ECHA). The lethal effects of ethylene glycol in human adults occur at oral doses of  $\geq 1,600$  mg/kg (Hess *et al.*, 2004).

### **D. Irritation**

Application of 0.5 mL of ethylene glycol to the skin of rabbits for 23 hours under occlusive conditions was not irritating (Guillot *et al.*, 1982). [Kl. score = 2].

In a Human Repeated Insult Patch Test (HRIPT), ethylene glycol was applied to the skin for 24 hours under occlusive or semi-occlusive conditions for nine times during the induction phase. The induction phase was followed by a rest period of two weeks, followed by a 24-hour challenge on the sixth week of the study. Erythema was seen in a small proportion of the 401 subjects that completed the study. Under the conditions of the study, three subjects had reactions on challenge that were indicative of possible irritation and/or low-level sensitization. These three subjects were re-challenged under occlusive or semi-occlusive conditions one or two weeks later. Re-challenge testing was negative for one subject, but the other two subjects were judged to have irritant reactions to ethylene glycol since their reactions were similar or lesser compared to the skin responses observed during the induction period, and the skin reactions were not greater over time after the challenge or re-challenge (ECHA).

Instillation of 0.05 mL of ethylene glycol into the eyes of rabbits was not irritating (ECHA). [Kl. score = 2]



## E. Sensitization

Ethylene glycol was not a skin sensitizer to guinea pigs in a Magnusson and Kligman test (Kurihara *et al.*, 1996) [Kl. score = 2]. In a HRIPT, ethylene glycol was considered to have a low potential for dermal sensitization in humans (ECHA).

## F. Repeated Dose Toxicity

### Oral

Male and female Fischer 344 rats were given in their feed 0, 0.32, 0.63, 1.25, 2.5, or 5% ethylene glycol for 13 weeks. Mortality was seen in the 5% males, but not in females. Mean weight gain was significantly decreased in the 2.5 and 5% males; there was no significant differences in female rats. Feed consumption was similar across all groups. A significant increase was seen in the left kidney weight in the 2.5 and 5% dose groups (both sexes); this was not seen in the right kidneys. Mean thymus ratio to terminal body weight was significantly decreased in the 5% males. Serum urea nitrogen levels were significantly increased in the 2.5 and 5% males, and significantly increased in the  $\geq 0.32\%$  females. Creatinine levels were decreased in the 0.32% groups and significantly increased in the 2.5 and 5% groups. The 2.5% and 5% male rats had kidneys that were rough, granular and/or pitted appearances. The 5% females showed nephrosis, and the 5% males had clusters of crystals in the brain. The NOAEL for this study is 1.25%, which was estimated to be 600 to 1,000 mg/kg-day (Melnick, 1984). [Kl. score = 2]

Male and female Sprague Dawley rats were given in their drinking water ethylene glycol for 90 days. The concentrations for females were 0, 0.5, 1.0, 2.0 or 4.0% (0, 597, 1,145, 3,087 or 5,744 mg/kg-day). The concentrations for males were 0, 0.25, 0.5, 1.0 or 2.0% (0, 205, 407, 947 or 3,134 mg/kg-day). In the 4% groups, there was mortality and decreased body weights (males only). Significant organ weights were noted only in males. Kidney weights were significantly increased in the 1% and 2% males; heart, liver, and lung were significantly decreased in the 2% males. The 4% males also had a significant increase in the brain and gonads relative to body weights. Leukocyte levels were significantly decreased in the 0.5, 2 and 4% females, but not in males. Significant differences were noted in LDH, creatinine, ALT, calcium and glucose in the 1% males; and phosphorus, BUN, and creatinine in the 2% males. There were significant increases in phosphorus in the 1% females and glucose in the 0.5 and 4% females. Kidney lesions were seen in the  $\geq 2\%$  females and in the  $\geq 1\%$  males, with the lesions more prominent in males than in females. The kidney changes consisted of tubular dilation, tubular degeneration, acute inflammation, birefringent crystals in tubules and pelvic epithelium. The NOAEL for this study is 407 mg/kg-day for males. The LOAEL for females is 597 mg/kg-day; a NOAEL was not established (Robinson *et al.*, 1990). [Kl. score = 2]



Male and female B6C3F<sub>1</sub> mice were given in their feed 0, 0.32, 0.63, 1.25, 2.5, or 5.0% ethylene glycol for 13 weeks. There was no mortality and no treatment-related effect on mean weight gain and feed consumption. Organ/body weight ratios were similar across all groups. Serum urea nitrogen and creatinine levels were unaffected. Kidney effects were seen in the male, but not female, mice. Kidney lesions were observed in half of the 5% male mice and one mouse in the 2.5% dose level. Lesions were tubular dilation, cytoplasmic vacuolization, and regenerative hyperplasia of tubular cells. There was no evidence of crystal formation in the tubules. These changes were focal, randomly distributed, and of minimal to mild severity. Hyaline degenerative of the liver was present in the centrilobular hepatocytes in all of the 2.5% and 5% males. These cells showed cytoplasmic accumulations of non birefringent, eosinophilic (hyaline), globular, or crystalline material which resembled erythrocytes in size, shape, and tinctorial properties. The NOAEL for this study is 1.25%, which was estimated to be 600 to 1,000 mg/kg-day (Melnick, 1984). [Kl. score = 2]

Male Fischer 344 and Wistar rats were given in their feed 0, 150, 500 or 1,000 mg/kg ethylene glycol for 16 weeks. At 1000 mg/kg, the following effects were seen: mortality in Wistar strain (2/10) with prior clinical observations of emaciation and dermal atonia and macroscopic findings of changes in kidneys (pale, calculi) and small seminal vesicles in these animals; mean body weight losses, lower mean body weights and mean cumulative body weight changes in Wistar strain (weeks 2 – 16); lower mean food consumption in Wistar strain; higher mean water consumption in both F344 and Wistar strains; lower mean specific gravity and higher mean total urine volume in both F344 and Wistar strains; macroscopic findings of pale kidneys, presence of calculi, rough surface and dilated pelvis; higher mean absolute and relative kidney weights in both F344 and Wistar strains; renal macroscopic findings of crystal nephropathy in Wistar and F-344 rats, with more severe nephropathy in Wistar strain than in the F344 strain. At 500 mg/kg, the following effects were seen: lower mean body weights (study weeks 3, 6-8, and 10-12) and mean cumulative body weight changes in the Wistar strain throughout the study with slightly lower mean food consumption throughout the study; higher mean water consumption in the Wistar strain; lower mean urine specific gravity and higher mean total urine volume in the Wistar strain; macroscopic findings in the Wistar strain consisting of predominantly pale kidneys, presence of calculi, rough surface, and dilated pelvis; higher mean absolute and relative kidney weight in the Wistar strain; renal macroscopic findings of crystal nephropathy in Wistar and F-344 strains, with more severe nephropathy in the Wistar strain than in the F344 strain. The NOAEL in both the F344 and Wistar rats is 150 mg/kg-day (Cruzan *et al.*, 2004). [Kl. score = 2]

Male Wistar rats were given in their feed 0, 50, 150, 300 or 400 mg/kg ethylene glycol for 12 months. There was mortality in the 300 and 400 mg/kg dose groups (5/20 and 4/20, respectively); the remaining 400 mg/kg animals were euthanized early (day 203) due to excessive weight loss. The 300 mg/kg animals had increased water consumption and urine volume with decreased specific gravity, most likely due to osmotic diuresis.





Calculi (calcium oxalate crystals) were found in the bladder and kidney pelvis in the  $\geq 300$  mg/kg animals. The  $\geq 300$  mg/kg rats that died prematurely had transitional cell hyperplasia with inflammation and hemorrhage of the bladder wall. Crystal nephropathy (basophilic foci, tubule or pelvic dilatation, birefringent crystals in the pelvic fornix, or transitional cell hyperplasia) was seen in all of the 400 mg/kg and most of the 300 mg/kg rats. These effects were not seen in the 50 or 150 mg/kg rats. Kidney oxalate levels, the metabolite responsible for the kidney toxicity, was not increased in the 50 and 150 mg/kg animals compared to the controls. The NOAEL for this study is 150 mg/kg/day (Corley *et al.*, 2005). [Kl. score = 1]

Male and female Sprague-Dawley rats were given in their feed 0, 0.1, 0.2, 0.5, 1.0 or 4.0% ethylene glycol for two years. There was significant reduction in growth in the 4% males after week 16, and in the 1% males after week 70. The 4% females did not gain any weight past the first year of the study. Water consumption was double that of the controls in the 4% males that initiated soon after the start of the study. The 1% males had significant increases in water consumption after 6 months and some increase was observed in the 0.5% males. Females only showed increased water consumption in the 4% group. There was 100% mortality in the 1 and 4% males, while mortality of additional dose levels were below that of the controls. There was 100% mortality in the 4% females, while the 1% females were similar to the controls; the 0.1, 0.2 and 0.5% females were increased compared to the controls. Since the 1 and 4% males and the 4% females all died before the study termination date, there are no data for these groups on terminal organ weight. For males, the terminal organ weights were decreased in all dose levels compared to the controls. For females, the organ weights were similar to the controls. The 1 and 4% males and females had kidneys with stones and crystals. The NOAEL for this study is 0.2% (data was insufficient to calculate the dose) (Blood, 1965). [Kl. score = 2]

Male and female Fischer 344 rats were given in their feed 0, 40, 200 or 1,000 mg/kg ethylene glycol for 24 months. There were numerous adverse effects in the 1,000 mg/kg males and, to a lesser degree, in the 1,000 mg/kg females. The most remarkable effect was the production of urinary calculi in the kidneys, ureters, and urinary bladders of the 1,000 mg/kg males, along with the presence of high levels of calcium oxalate in the urine. Increased incidences of tubular cell hyperplasia, tubular dilation, peritubular nephritis, and focal granulomatous nephritis occurred in the 1,000 mg/kg males. Other significant findings in these males were markedly lower body weight gain, increased absolute and relative kidney weights, decreased absolute and relative liver weights, various hematopoietic changes, and increased water consumption (likely a result of impaired kidney function). Histopathological changes in the 1,000 mg/kg males were mineralization of the heart, lungs, stomach, and vas deferens being the most noteworthy. The various adverse effects in these males resulted in reduced survival; there was increased mortality which became apparent by 8 months, with all males in this group died by month 16. Although calcium oxalate crystals were found in the urine of the 1,000 mg/kg females, no urinary calculi were seen. Absolute and relative kidney



weights were increased in these rats. The most significant histopathologic finding in the 1,000 mg/kg females was fatty metamorphosis of the liver. There were transient changes in organ weights, erythroid parameters, water consumption rates, and urine specific gravity in the 200 and 40 mg/kg rats; these effects were considered to be statistical artifacts attributable to chance. Focal soft mineralization was observed in certain organs of the 200 and 40 mg/kg rats, which were considered to be the result of altered calcium metabolism associated with ingestion of ethylene glycol. The NOAEL for this study is considered to be 200 mg/kg-day (DePass *et al.*, 1986a; ECHA). [Kl. score = 2]

Male and female B6C3F<sub>1</sub> mice were given in their feed 0, 6,250 ppm (males only), 12,500 and 25,000 ppm (males and females) or 50,000 ppm (females only) for 103 weeks. These concentrations are approximately equivalent to 0, 1,500, 3,000, 6,000 or 12,000 mg/kg-day. Survival, mean body weights, and feed consumption was similar across all groups. There were no treatment-related clinical signs of toxicity. Liver lesions (males only) and arterial hyperplasia (females only) were observed at 12,500 ppm, but no adverse effects were observed at 6,250 ppm. The NOAEL for this study is 6,250 ppm in males, which corresponds to 1,500 mg/kg-day (NTP, 1993). [Kl. score = 2]

#### Inhalation

No studies are available.

#### Dermal

No studies in rodents or rabbits are available.

### **G. Genotoxicity**

#### *In Vitro* Studies

The *in vitro* genotoxicity studies on ethylene glycol are presented in Table 2.

**Table 2: *In vitro* Genotoxicity Studies on Ethylene Glycol**

Test System	Results*		Klimisch Score	Reference
	-S9	+S9		
Bacterial reverse mutation ( <i>S. typhimurium</i> and <i>E. coli</i> strains)	-	-	1	ECHA



Test System	Results*		Klimisch Score	Reference
	-S9	+S9		
Bacterial reverse mutation ( <i>S. typhimurium</i> and <i>E. coli</i> strains)	-	-	2	ECHA
Mammalian cell gene mutation (mouse lymphoma L5178Y cells)	+/-	-	2	McGregor et al. (1991)
Chromosomal aberration (CHO cells)	-	-	2	ECHA

\*+, positive; -, negative

### *In Vivo* Studies

A dominant lethal study was conducted in F344 rats given 0, 40, 200, or 1,000 mg/kg-day ethylene glycol in feed. There were slight increases in the dominant lethal mutation index in the high-dose and low-dose groups; these appear to be random occurrences and were not considered to be treatment-related. It was concluded that ethylene glycol was not genotoxic in this study (DePass et al., 1986b). [Kl. score = 2]

## H. Carcinogenicity

### Oral

Male and female Fischer 344 rats were given in their feed 0, 40, 200 or 1,000 mg/kg ethylene glycol for 24 months. There was increased mortality in the 1,000 mg/kg males, starting at 8 months and resulting in all males in this group dead by 16 months. Survival for the 1,000 mg/kg females and the 200 and 40 mg/kg males and females were similar to the controls. The incidence of mononuclear cell leukemia was statistically significantly higher in the 200 mg/kg males compared to the male controls, but not when compared to the pooled controls (males and females). Evaluation of the data by the method of Thomas et al. (2007), however, showed no treatment-related effect. It was concluded that ethylene glycol was not carcinogenic to rats in this study (DePass et al., 1986). [Kl. score = 2]

Male and female B6C3F<sub>1</sub> mice were given in their feed 0, 6,250 ppm (males only), 12,500 and 25,000 ppm (males and females) or 50,000 ppm (females only) ethylene glycol. These concentrations were approximately equivalent to 0, 1,500, 3,000, 6,000 or



12,000 mg/kg-day. Body weights, survival, and incidence of tumors were similar between treated and control mice (NTP, 1993). [Kl. score = 2]

#### Inhalation

No studies are available.

#### Dermal

No studies are available.

### **I. Reproductive Toxicity**

Ethylene glycol was assessed in a Reproductive Assessment by Continuous Breeding (RACB) protocol. The parental mice were administered ethylene glycol via drinking water during pre-mating exposure, cohabitation, pregnancy, and lactation. The F<sub>1</sub> generation received prenatal exposure via maternal exposure during gestation, with the exposure continuing during lactation, weaning, and mating of F<sub>1</sub> animals and production of an F<sub>2</sub> litter. The doses were 0, 0.25, 0.5 or 1% ethylene glycol, which corresponded to approximately 0, 410, 840 or 1,640 mg/kg-day. No adverse effects were noted in the parental animals at doses up to 1%. There was a small, but statistically significant, effects on the numbers of litters per fertile pair, the number of live pups per litter, and live pup weight in the 1% dose group. Neither the 0.25 nor 0.5% dose groups were significantly affected. The number of live pups per litter was lower in the treated groups, but differences were not statistically significant. Unusual facial features (*i.e.*, shorter snout and wide-set eye) and skeletal defects (shortened frontal, nasal, and parietal bones; fused ribs abnormally shaped or missing sternbrae, abnormally shaped vertebrae; and twisting of the spine) were noted on some of the offspring of the treated mice in the 1% group, but not in the controls. The parental NOAEL is 1% (approximately 1,640 mg/kg-day), and the NOAEL for reproductive toxicity is 0.5% (approximately 840 mg/kg-day (Lamb *et al.*, 1985). [Kl. score = 2]

In a three-generation reproductive toxicity study, Fischer 344 rats were given in their diet 0, 40, 200 or 1,000 mg/kg-day ethylene glycol. There were no treatment-related effects on clinical signs of toxicity or survival in the parental animals. There were no significant effects on fertility index, gestation index, gestation survival for all three generations. Mean pup weights in the all three generations were similar between treated and control animals. The NOAEL for parental and reproductive toxicity is 1,000 mg/kg/day (DePass *et al.*, 1986b). [Kl. score = 2]



## J. Developmental Toxicity

Pregnant Sprague-Dawley rats were dosed by oral gavage with 0, 50, 150, 500, 1,000 or 2,500 mg/kg ethylene glycol during gestational days (GD) 6-15. Maternal toxicity was observed in the 2,500 mg/kg group and consisted of significantly decreased body weights, increased water consumption, decreased uterine weights, increased kidney weights, and increased relative liver weights. At 500 mg/kg, there were developmental effects, which included reduced fetal body weights, extra or missing ribs, missing arches, and poor ossification in thoracic and lumbar centra. In the 2500 mg/kg group, in addition to skeletal malformations, there was gastroschisis, hydrocephaly, lateral ventricle dilated (tissue depressed), umbilical hernia, and atelectasis. The NOAELs for maternal and developmental toxicity are 1,000 and 500 mg/kg-day, respectively (Neeper-Bradley *et al.*, 1995). [Kl. score = 2]

Pregnant CD rats were dosed by oral gavage with 0, 1,250 2,500 or 5,000 mg/kg ethylene glycol during GD 6-15. In the  $\geq 2,500$  mg/kg groups, the dams had increased relative kidney weights, decreased gravid uterine weight, and increased water consumption. Maternal body weight gain was significantly decreased in the 1,250 mg/kg group. Live litter size was significantly decreased in the 5,000 mg/kg group, and fetal body weights were decreased in the 1,250 and 5,000 mg/kg groups. Litters with malformed fetuses were observed in the  $\geq 1,250$  mg/kg groups. The LOAELs for maternal and developmental toxicity are 1,250 mg/kg/day; NOAELs were not established (Price *et al.*, 1985). [Kl. score = 2]

Pregnant Fischer 344 rats were given by oral gavage 0, 40, 200 or 1,000 mg/kg ethylene glycol during GD 6-15. No maternal toxicity was observed at any dose level. There were no significant effects on preimplantation loss, fetal length, fetal weight, total implantations or litter size. There was an increased incidence of skeletal alterations in the 1,000 mg/kg group, which consisted of poorly ossified and unossified vertebral centra. No significant increases in the incidence of major malformations were observed. The NOAELs for maternal and developmental toxicity are 1,000 and 400 mg/kg/day (Maronpot *et al.*, 1983). [Kl. score = 2]

Pregnant CD-1 mice were dosed by oral gavage with 0, 50, 150, 500 or 1,500 mg/kg ethylene glycol during gestational days (GD) 6 to 15. There was no maternal toxicity. At 1,500 mg/kg, there were reduced fetal body weights, fused ribs and arches, poor ossification in thoracic and lumbar centra, and increased occurrence of an extra 14<sup>th</sup> rib. At 500 mg/kg, there was slight reductions in fetal body weight and increased incidences of extra ribs. The NOAELs for maternal and developmental toxicity were 1,500 and 150 mg/kg/day, respectively (Neeper-Bradley *et al.*, 1995). [Kl. score = 2]

Pregnant CD-1 mice were dosed by oral gavage with 0, 750, 1,500 or 3,000 mg/kg ethylene glycol during GD 6 to 15. There was a significant decrease in maternal gain, gravid uterine weights, and liver weights in the 1,500 mg/kg group. A decreased



number of implantation sites per litter was observed in the 1,500 mg/kg group. Significant decrease in liver litter size was observed in the 3,000 mg/kg group and decreased fetal body weights were seen at  $\geq 750$  mg/kg. Litters with a significant increase in malformed fetuses were observed in the  $\geq 750$  mg/kg groups. There was a significant dose-related increase in postimplantation loss per litter, though there were no significant pairwise comparisons. The NOAEL for maternal toxicity is 750 mg/kg-day. The LOAEL for developmental toxicity is 750 mg/kg-day; the NOAEL was not established (Price *et al.*, 1985). [Kl. score = 2]

In a short-term reproductive and developmental toxicity screen test, male and female Swiss Crl:CD-1 mice were allowed to mate over a three-day period. The males were dosed by oral gavage from study day 3 to study day 20. The Group A females were exposed throughout the 21-day test period; the Group B females were exposed during GD 8-14. The doses were 0, 250, 700 or 2,500 mg/kg ethylene glycol. The Group A females were sacrificed after 19 days of treatment, and the Group B females were allowed to litter and rear to postnatal day (PND) 4. There was no maternal or paternal toxicity. The 2,500 mg/kg females in Group A had significantly fewer liver implants and more dead implants. The 2,500 mg/kg in Group B had significantly lower total litter weights on PND 1 and 4. The NOAELs for parental and developmental toxicity are 2,500 and 700 mg/kg/day (Harris *et al.*, 1992). [Kl. score = 2]

In a Chernoff/Kavlock assay, pregnant CD-1 mice were dosed by oral gavage with 0 or 11,090 mg/kg ethylene glycol during GD 7-14. The females were allowed to litter and rear to PND 3. Ten percent of the maternal animals died. The number of surviving pups per litter (40% survived), birth weight and pup weight gain were reduced. The LOAELs for maternal and developmental toxicity are 11,090 mg/kg; NOAELs were not established (Schuler *et al.*, 1984; Hardin *et al.*, 1987). [Kl. score = 2]

Pregnant female New Zealand White rabbits were dosed by oral gavage with 0, 100, 500, 1,000, or 2,000 mg/kg ethylene glycol on GD 6 to 19. At 2,000 mg/kg, eight of the 17 does (42.1%) died. Maternal body weights and body weight gain were similar across all groups. There was no developmental toxicity. The NOAEL for maternal toxicity is 1,000 mg/kg-day. The NOAEL for developmental toxicity is 2,000 mg/kg-day, the highest dose tested (ECHA). [Kl. score = 2]

Pregnant female CD rats were dosed by oral gavage with 0, 250, 1,250, or 2,250 mg/kg ethylene glycol on GD 6 to 20. At 2,250 mg/kg, maternal body weight, body weight gain, kidney weight, and postpartum uterine weight were significantly reduced. At 1,250 mg/kg, the gestational period was lengthened and maternal kidney histopathological effects were noted. Developmental toxicity was noted in the 2,250 mg/kg group and included reduced pup weight, reduced viability, and increased malformations (primarily hydrocephaly and abnormalities of the axial skeleton). No developmental toxicity was seen in the 1,250 mg/kg group. The NOAEL for maternal and developmental toxicity is 250 mg/kg-day (ECHA). [Kl. score = 2]



### Inhalation

Pregnant female CD rats were exposed by inhalation (whole-body) to 0, 150, 1,000, or 2,500 mg/m<sup>3</sup> ethylene glycol aerosol 6 hours/day on gestational days 6 to 15. There was no treatment-related mortality; a dose-related increase in clinical signs (red fur discoloration on the head and neck) was noted, which was considered to be a non-specific indication of stress. Body weights and body weight gain were unaffected by treatment. There was some evidence of treatment-related reductions in ossification of the fetal skeleton at 1,000 and 2,500 mg/m<sup>3</sup> (considered as fetotoxicity). The NOAECs from inhalation exposure cannot be determined due to confounding oral exposure during whole-body exposure. However, there was no maternal or embryotoxicity at 150 mg/m<sup>3</sup> and no teratogenicity at any aerosol concentration tested (Tyl et al., 1995a). [Kl. score = 2]

Pregnant female CD-1 mice were exposed by inhalation (whole-body) to 0, 150, 1,000, or 2,500 mg/m<sup>3</sup> ethylene glycol aerosol 6 hours/day on gestational days 6 to 15. Reduced maternal body weight was observed in the 2,500 mg/m<sup>3</sup> group on GD 12, 15, and 18 and in the 1,000 mg/m<sup>3</sup> group on GD 18. Reduced maternal weight gain was also seen during GD 6-12, 6-15, and GD 6-18 for the  $\geq 1000$  mg/m<sup>3</sup> groups, and for GD 5-18 for the 2,500 mg/m<sup>3</sup> group. Terminal body weights were reduced in the  $\geq 1,000$  mg/m<sup>3</sup> groups. Gravid uterine weight was also reduced in the  $\geq 1,000$  mg/m<sup>3</sup> groups, so that body weight corrected for gravid uterine weight was unaffected. The number of viable implantations per litter was reduced at 2,500 mg/m<sup>3</sup>. The number of non-viable implantations per litter was elevated at  $\geq 1,000$  mg/m<sup>3</sup> because of a significant increase in late resorptions at 1,000 mg/m<sup>3</sup>, and a significant increase in late resorptions and in dead fetuses at 2,500 mg/m<sup>3</sup>. The number of early resorptions at 2,500 mg/m<sup>3</sup> was also elevated but not statistically. Fetal body weights per litter (male, female, and total) were reduced at  $\geq 1,000$  mg/m<sup>3</sup>. There was a significant increase in the incidence of a number of external, visceral, and skeletal malformation, as well as skeletal variations, at  $\geq 1,000$  mg/m<sup>3</sup>. There was no observable maternal or developmental toxicity at 150 mg/m<sup>3</sup>. However, a NOAEC cannot be determined because of the amount of ethylene glycol that may have been ingested from the presence of ethylene glycol on the fur (Tyl et al., 1995a). [Kl. score = 2]

Pregnant female CD-1 mice were exposed by inhalation (nose-only) to 0, 500, 1,000, or 2,500 mg/m<sup>3</sup>. The study also included a group exposed to 2,100 mg/m<sup>3</sup> (not discussed here). Reduced maternal body weight gain were seen in the 2,500 mg/m<sup>3</sup> for GD 9-12, 12-15, 6-15, and 0-18. Absolute kidney weights were increased in the  $\geq 1,000$  mg/m<sup>3</sup> groups. Fetal body weights per litter were significantly reduced for the 2,500 mg/m<sup>3</sup>. In the 2,500 mg/m<sup>3</sup>, there was a significant increase in one skeletal malformation (fusion of the ribs) and an increased incidence of skeletal variations. No other teratogenic effects were observed. The NOECs for maternal and developmental toxicity are 500 and 1,000 mg/m<sup>3</sup>, respectively (Tyl et al., 1995c). [Kl. score = 2]



### Dermal

Pregnant CD-1 mice were administered by dermal applications of 0, 400, 1,677 or 3,549 mg/kg ethylene glycol 6 hours/day on GD 6-15. There was minimal, if any, treatment-related maternal toxicity. Copora lutea, total implants, percentage of live fetuses per litter, fetal body weights, and incidence of external or visceral malformations were unaffected by treatment. There was, however, a significant increase in two skeletal variations in the 3,549 mg/kg group. The NOAELs for maternal and developmental toxicity were considered to be 3,549 mg/kg-day (Tyl *et al.*, 1995b). [Kl. score = 2]

## **V. DERIVATION OF TOXICOLOGICAL REFERENCE AND DRINKING WATER GUIDANCE VALUES**

The toxicological reference values developed for ethylene glycol follow the methodology discussed in enHealth (2012). The approach used to develop drinking water guidance values is described in the Australian Drinking Water Guidelines (ADWG, 2011).

### **A. Non-Cancer**

#### Oral

The NOAEL from a 24-month rat dietary study was reported to be 200 mg/kg-day based on kidney lesions in male F344 rats at 1,000 mg/kg-day (Depass *et al.*, 1986b). A subsequent 12-month rat dietary study using male Wistar rats reported a NOAEL of 150 mg/kg-day also based on kidney toxicity at 300 mg/kg-day and higher (Corley *et al.*, 2008). The Wistar rat strain was shown to be more sensitive (approximately three-fold) to the kidney toxicity of ethylene glycol than F344 rats (Cruzan *et al.*, 2004). The NOAEL of 150 mg/kg-day will be used for determining the oral Reference dose (RfD) and the drinking water guidance value.

#### *Oral Reference Dose (oral RfD)*

Snellings *et al.* (2013) derived an oral reference dose for ethylene glycol using benchmark dose modeling, with toxicokinetic (PBPK modeling) and toxicodynamic data. The human equivalent dose ([BMDL<sub>05</sub>]<sub>HED</sub>) was calculated to be 150 mg/kg-day.

$$\text{Oral RfD} = [\text{BMDL}_{05}]_{\text{HED}} / (\text{UF}_A \times \text{UF}_H \times \text{UF}_L \times \text{UF}_{\text{Sub}} \times \text{UF}_D)$$





Where:

$UF_A$  (interspecies variability) = 1

$UF_H$  (intraspecies variability) = 10

$UF_L$  (LOAEL to NOAEL) = 1

$UF_{Sub}$  (subchronic to chronic) = 1

$UF_D$  (database uncertainty) = 1

$$\text{Oral RfD} = 150 / (1 \times 10 \times 1 \times 1 \times 1) = 150 / 10 = \underline{15 \text{ mg/kg-day}}$$

#### *Drinking water guidance value*

Drinking water guidance value = (animal dose) x (human weight) x (proportion of intake from water) / (volume of water consumed) x (safety factor)

Using the oral RfD,

Drinking water guidance value = (oral RfD) x (human weight) x (proportion of water consumed) / (volume of water consumed)

where:

Human weight = 70 kg (ADWG, 2011)

Proportion of water consumed = 10% (ADWG, 2011)

Volume of water consumed = 2L (ADWG, 2011)

$$\text{Drinking water guidance value} = (15 \times 70 \times 0.1) / 2 = \underline{53 \text{ mg/L}}$$

## **B. Cancer**

Ethylene glycol was not carcinogenic to rats and mice in two-year dietary studies. Thus, a cancer reference value was not derived.

## **VI. HUMAN HEALTH HAZARD ASSESSMENT OF PHYSICO-CHEMICAL PROPERTIES**

Ethylene glycol does not exhibit the following physico-chemical properties:

- Explosivity
- Flammability
- Oxidizing potential



## VII. ENVIRONMENTAL HAZARD ASSESSMENT

### A. Summary

Ethylene glycol is of low toxicity concern to aquatic organisms.

### B. Aquatic Toxicity

#### Acute Studies

Table 3 lists the results of acute aquatic toxicity studies conducted on ethylene glycol.

**Table 3: Acute Aquatic Toxicity Studies on Ethylene Glycol**

Test Species	Endpoint	Results (mg/L)	Klimisch score	Reference
<i>Pimephales promelas</i>	96-h LC <sub>50</sub>	>72,860	1	Pillard (1995)
<i>Oncorhynchus mykiss</i>	96-h LC <sub>50</sub>	22,810 24,591	2	OECD (2004a,b)
<i>Daphnia magna</i>	48-h EC <sub>50</sub>	>100	1	ECHA
<i>Daphnia magna</i>	48-h EC <sub>50</sub>	46,300	2	Gersich et al. (1986)
<i>Ceriodaphnia dubia-affinis</i>	48-h EC <sub>50</sub>	25,800 (20°C) 10,000 (24°C)	2	Cowgill et al. (1985)
<i>Daphnia magna</i>	48-h EC <sub>50</sub>	46,300 (20°C) 51,000 (24°C)	2	Cowgill et al. (1985)
<i>Selenastrum capricornutum</i>	96-h IC <sub>50</sub> NOEC	10,940 10,000	2	Pillard and DuFresne (1999)

#### Chronic Studies

Table 4 lists the results of chronic aquatic toxicity studies conducted on ethylene glycol.

**Table 4: Chronic Aquatic Toxicity Studies on Ethylene Glycol**

Test Species	Endpoint	Results (mg/L)	Klimisch score	Reference
<i>Pimephales promelas</i>	7-day NOEC	15,380	2	Pillard (1985)
<i>Ceriodaphnia dubia</i>	7-day NOEC (reproduction)	8,590	2	Pillard (1985)

### C. Terrestrial Toxicity

No guideline studies have been conducted on ethylene glycol.

### D. Calculation of PNEC

The PNEC calculations for ethylene glycol follow the methodology discussed in DEWHA (2009).

#### PNEC water

Experimental results are available for three trophic levels. Acute E(L)C<sub>50</sub> values are available for fish (22,810 mg/L), *Daphnia* (>100 mg/L), and algae (10,940 mg/L). NOEC values from long-term studies are available for fish (15,380 mg/L), invertebrates (8,590 mg/L), and algae (10,000 mg/L). On the basis that the data consists of short-term and long-term results from three trophic levels, an assessment factor of 10 has been applied to the lowest reported E(L)C<sub>50</sub> value of 100 mg/L for fish. The E(L)C<sub>50</sub> value is used because the value for fish is lower than the NOEC values for all three trophic levels. The PNEC<sub>aquatic</sub> is 10 mg/L.

#### PNEC sediment

There are no toxicity data for sediment-dwelling organisms. Therefore, the PNEC<sub>sed</sub> was calculated using the equilibrium partitioning method. The PNEC<sub>sed</sub> is 6.4 mg/kg sediment wet weight.

The calculations are as follows:

$$\begin{aligned}
 \text{PNEC}_{\text{sed}} &= (K_{\text{sed-water}}/\text{BD}_{\text{sed}}) \times 1000 \times \text{PNEC}_{\text{water}} \\
 &= (0.82/1280) \times 1000 \times 10 \\
 &= 6.4
 \end{aligned}$$



Where:

$K_{\text{sed-water}}$  = suspended matter-water partition coefficient ( $\text{m}^3/\text{m}^3$ )

$BD_{\text{sed}}$  = bulk density of sediment ( $\text{kg}/\text{m}^3$ ) = 1,280 [default]

$$\begin{aligned} K_{\text{sed-water}} &= 0.8 + [(0.2 \times K_{\text{p}_{\text{sed}}})/1000 \times BD_{\text{solid}}] \\ &= 0.8 + [(0.2 \times 0.04)/1000 \times 2400] \\ &= 0.82 \end{aligned}$$

Where:

$K_{\text{p}_{\text{sed}}}$  = solid-water partition coefficient ( $\text{L}/\text{kg}$ ).

$BD_{\text{solid}}$  = bulk density of the solid phase ( $\text{kg}/\text{m}^3$ ) = 2,400 [default]

$$\begin{aligned} K_{\text{p}_{\text{sed}}} &= K_{\text{oc}} \times f_{\text{oc}} \\ &= 1 \times 0.04 \\ &= 0.04 \end{aligned}$$

Where:

$K_{\text{oc}}$  = organic carbon normalized distribution coefficient ( $\text{L}/\text{kg}$ ). The  $K_{\text{oc}}$  for ethylene glycol calculated from EPISUITE™ using the MCI is 1  $\text{L}/\text{kg}$ .

$f_{\text{oc}}$  = fraction of organic carbon in sediment = 0.04 [default].

### PNEC soil

There are no toxicity data for terrestrial or soil organisms. Therefore, the  $\text{PNEC}_{\text{soil}}$  was calculated using the equilibrium partitioning method. The  $\text{PNEC}_{\text{soil}}$  is 0.13 mg/kg soil dry weight.

The calculations are as follows:

$$\begin{aligned} \text{PNEC}_{\text{soil}} &= (K_{\text{p}_{\text{soil}}}/BD_{\text{soil}}) \times 1000 \times \text{PNEC}_{\text{water}} \\ &= (0.02/1500) \times 1000 \times 10 \\ &= 0.13 \end{aligned}$$

Where:

$K_{\text{p}_{\text{soil}}}$  = soil-water partition coefficient ( $\text{m}^3/\text{m}^3$ )

$BD_{\text{soil}}$  = bulk density of soil ( $\text{kg}/\text{m}^3$ ) = 1,500 [default]

$$\begin{aligned} K_{\text{p}_{\text{soil}}} &= K_{\text{oc}} \times f_{\text{oc}} \\ &= 1 \times 0.02 \\ &= 0.02 \end{aligned}$$



Where:

$K_{oc}$  = organic carbon normalised distribution coefficient (L/kg). The  $K_{oc}$  for ethylene glycol calculated from EPISUITE™ using the MCI is 1 L/kg.

$F_{oc}$  = fraction of organic carbon in soil = 0.02 [default].

## VIII. PBT Assessment

The methodology for the Persistent, Bioaccumulative and Toxic (PBT) substances assessment is based on the Australian and EU Reach Criteria methodology (DEWHA, 2009; ECHA, 2008).

Ethylene glycol is readily biodegradable and thus does not meet the screening criteria for persistence.

The measured BCF in fish is 10. Thus, ethylene glycol does not meet the criteria for bioaccumulation.

The NOECs from the chronic aquatic toxicity studies on ethylene glycol are >0.1 mg/L. The acute  $E(L)C_{50}$  values from the acute aquatic toxicity studies on ethylene glycol are >1 mg/L. Thus, ethylene glycol does not meet the criteria for toxicity.

The overall conclusion is that ethylene glycol is not a PBT substance.

## IX. CLASSIFICATION AND LABELING

### A. Classification

STOT RE Category 2 (target organ: kidney)

### B. Labelling

Warning

### C. Pictogram





## **X. SAFETY AND HANDLING**

### **A. FIRST AID**

#### Eye Contact

In case of contact, immediately flush eyes with plenty of water for at least 15 minutes.

#### Skin Contact

Wash thoroughly with soap and water.

#### Inhalation

If inhaled, remove from area to fresh air. Get medical attention.

#### Ingestion

Rinse mouth with water and then drink a glass of water. Get medical attention. Never give anything by mouth to an unconscious person.

### **B. FIRE FIGHTING INFORMATION**

#### Extinguishing Media

Water spray, carbon dioxide, foam, dry chemical.

#### Specific Exposure Hazards

Keep product and empty container away from heat and sources of ignition. May emit toxic fumes under fire conditions. Depending on conditions, decomposition products may include the following: carbon monoxide, carbon dioxide.

#### Special Protective Equipment for Firefighters

Wear self-contained breathing apparatus.

### **C. ACCIDENTAL RELEASE MEASURES**

#### Personal Precautions

Use appropriate protective equipment. Handle in accordance with good industrial hygiene and safety practice.

#### Environmental Precautions

Prevent from entering sewers, waterways, or low areas.

#### Steps to be Taken if Material is Released or Spilled

For large amounts: dike spillage and pump off product. For residues: pick up with suitable absorbent material. Dispose of contaminated material as prescribed.



## **D. STORAGE AND HANDLING**

### General Handling

Keep product and empty container away from heat and sources of ignition. Ensure adequate ventilation, especially in confined areas.

### Storage

Keep container tightly closed and in a dry and well-ventilated place. Keep in a cool place.

## **E. EXPOSURE CONTROLS / PERSONAL PROTECTION**

### Occupational Exposure Standards

The workplace exposure standards for ethylene glycol in Australia is as follows: 10 mg/m<sup>3</sup> as an 8-hour TWA for ethylene glycol (particulate); 20 ppm (52 mg/m<sup>3</sup>) as an 8-hour TWA for ethylene glycol (vapour). There is also a skin notation indicating that absorption through the skin may be significant source of exposure.

### Engineering Controls

Good general ventilation should be used.

### Personal Protection Equipment

#### *Respiratory Protection:*

Respiratory protection is not required.

#### *Hand Protection:*

Chemical resistant protective gloves.

#### *Skin Protection:*

Body protection must be chosen depending on activity and possible exposure.

#### *Eye protection:*

Safety glasses with side-shields.



*Other Precautions:*

Handle in accordance with good industrial hygiene and safety practice. Wearing of closed work clothing is recommended. Ensure that eyewash stations and safety showers are close to the workstation location.

## **F. TRANSPORT INFORMATION**

Ethylene glycol is not considered hazardous for purposes of transportation by road or rail. An Australian Dangerous Goods code is not required.

## **XI. DISPOSAL**

Disposal should be in accordance with all local, state, and federal regulations.

## **XII. REGULATORY INFORMATION**

Australian AICS Inventory: Listed.

## **XIII. REFERENCES**

- ADWG (2011). National Water Quality Management Strategy. Australian Drinking Water Guidelines, Section 6, Australian Government, National Health and Medical Research Council, Natural Resource Management Ministerial Council.
- Blood, F.R. (1965). Chronic toxicity of ethylene glycol in the rat. Food Cosmet. Toxicol. 3: 229-234.
- Carney, E.W., Pottenger, L.H., Bartels, M.J., Jaeckh, R., and Quast, J.F. (1998). Comparative pharmacokinetics and metabolism of ethylene glycol in pregnant rats and rabbits. Toxicol. Lett. 95: 208.
- Corley, R.A., Meek, M.E., and Carney, E.W. (2005a). Mode of action: oxalate crystal-induced renal tubule degeneration and glycolic acid-induced dysmorphogenesis – renal and developmental effects of ethylene glycol. Crit. Rev. Toxicol. 35: 691-702.
- Corley, R.A., Bartels, M.J., Carney, E.W., Weitz, K.K., Soelberg, J.J., and Gies, R.A. (2005b). Development of a physiologically based pharmacokinetic model for ethylene glycol and its metabolite, glycolic acid, in rats and humans. Toxicol. Sci. 85: 476-490.





- Cowgill, U.M., Takahash, I.T., and Applegath, S.L. (1985). A comparison of the effect of four benchmark chemicals on *Daphnia magna* and *Ceriodaphnia dubia*-affinis tested at two different temperatures. *Environ. Toxicol. Chem.* 4: 415-422.
- Cruzan, G., Corley, R.A., Hard, G.C., Mertens, J.J., McMartin, K.E., Snellings, W.M., Gingell, R., and Deyo, J.A. (2004). Subchronic toxicity of ethylene glycol in Wistar and F-344 rats related to metabolism and clearance of metabolites. *Toxicol Sci.* 81: 502-11.
- Department of the Environment, Water, Heritage and the Arts [DEWHA] (2009). Environmental risk assessment guidance manual for industrial chemicals, Department of the Environment, Water, Heritage and the Arts, Commonwealth of Australia.
- DePass, L.R., Garman, R.F., Woodside, M.D., Giddens, W.E., Maronpot, R.R., and Weil, C.S. (1986a). Chronic toxicity and oncogenicity studies of ethylene glycol in rats and mice. *Fundam. Appl. Toxicol.* 7: 547-565.
- DePass, L.R., Woodside, M.D., Maronpot, R.R., and Weil, C.S. (1986b). Three-generation reproduction and dominant lethal mutagenesis studies with ethylene glycol in the rat. *Fundam. Appl. Toxicol.* 7: 566-572.
- ECHA. ECHA REACH database: <http://echa.europa.eu/information-on-chemicals/registered-substances>
- enHealth Human Risk Assessment [HHRA] (2012). Environmental Health Risk Assessment, Guidelines for Assessing Human Health Risks from Environmental Hazards. Office of Health Protection of the Australian Government Department of Health.
- European Chemicals Agency [ECHA] (2008). Guidance on Information Requirements and Chemical Safety Assessment, Chapter R11: PBT Assessment, European Chemicals Agency, Helsinki, Finland.
- Evans, W.H., and David, E.J. (1974). Biodegradation of mono-, di-, and triethylene glycols in river waters under controlled laboratory conditions. *Water Res.* 8: 97-100.
- Frantz, S.W., Beskitt, J.L., Grosse, C.M., Tallant, M.J., Dietz, F.K., and Ballantyne, B. (1996a). Pharmacokinetics of ethylene glycol. I. Plasma disposition after single intravenous, peroral, or percutaneous doses in female Sprague-Dawely rats and CD-1 mice. *Drug Metab. Dispos.* 24: 911-921.



- Frantz, S.W., Beskitt, J.L., Grosse, C.M., Tallant, M.J., Dietz, F.K., and Ballantyne, B. (1996b). Pharmacokinetics of ethylene glycol. II. Tissue distribution, dose dependent elimination, and identification of urinary metabolites following single intravenous, peroral, or percutaneous doses in female Sprague-Dawely rats and CD-1 mice. *Xenobiotica* 26: 1195-1220.
- Freitag, D., Ballhorn, L., Geyer, H., and Korte, F. (1985). Environmental hazard profile of organic chemicals. *Chemosphere* 14: 1589-1616.
- Gersich, F.M., Blanchard, F.A., Applegath, S.L., and Park, C.N. (1986). The precision of Daphnid (*Daphnia magna* Straus, 1820) static acute toxicity tests. *Arch. Environ. Contam. Toxicol.* 15: 741-749.
- Guillot, J.P., Martini, M.C., Giauffret, J.Y., Gonnet, J.F., and Guyot, J.Y. (1982). Safety evaluation of some humectants and moisturizers used in cosmetic formulations. *Int. J. Cosmetic Science* 4: 67-80.
- Hardin, B.D., Schuler, R.L., Burg, J.R., Booth, G.M., Hazelden, K.P., MacKenzie, K.M., Piccirillo, V., Jr, and Smith, K.N. (1987). Evaluation of 60 chemicals in a preliminary developmental toxicity test. *Terat. Carcinogen. Mutagen.* 7: 29-48.
- Harris, M.W., Chapin, R.E., Lockhart, A.C., and Jokinen, M.P. (1992). Assessment of a short-term reproductive and developmental toxicity screen. *Fundam. Appl. Toxicol.* 19: 186-196.
- Hess, R., Bartels, M.J., and Pottenger, L.H. (2004). Ethylene glycol: an estimate of tolerable levels of exposure based on a review of animal and human data. *Arch. Toxicol.* 78: 671-680.
- Klimisch, H.J., Andreae, M., and Tillmann, U. (1997). A systematic approach for evaluating the quality of experimental and toxicological and ecotoxicological data. *Regul. Toxicol. Pharmacol.* 25:1-5.
- Kurihara, A., Manabe, A., Katsuno, K., Itoh, K., Hisamitsu, H., Wakumoto, S., and Yoshida, T. (1996). Evaluation of skin irritation and sensitization of two diol solutions used as experimental dentin primers in humans and guinea pigs. *Dent. Mater. J.*, 15: 226-232.
- Lamb, J.C., IV, Maronpot, R.R., Gulati, D.K., Russel, V.S., Hommel-Barnes, L., and Sabharwa, I. P.S. (1985). Reproductive and developmental toxicity of ethylene glycol in the mouse. *Toxicol. Appl. Pharmacol.* 81: 100-112.



- McGregor, D.B., Brown, A.G., Howgate, S., McBride, D., Riach, C., and Caspary, W.J. (1991). Responses of the L5178Y mouse lymphoma cell forward mutation assay. V: 27 coded chemicals. *Environ. Mol. Mutagen.* 17: 196-219.
- Melnick, R.L. (1984). Toxicities of ethylene glycol and ethylene glycol monoether in Fischer 344/N rats and B6C3F1 mice. *Environ. Health Perspect.* 57: 147-155.
- Neeper-Bradley, T.L., Tyl, R.W., Fisher, L.C., Kubena, M.F., Vrbancic, M.A., and Losco P.E. (1995). Determination of a no-observed-effect level for developmental toxicity of ethylene glycol administered by gavage to CD rats and CD-1 mice. *Fundam. Appl. Toxicol.* 27: 121-130.
- National Toxicology Program [NTP] (1993). Toxicology and Carcinogenesis Studies of Ethylene Glycol in B6C3F<sub>1</sub> Mice (Feed Studies). National Toxicology Program Technical Report Series No. 413.
- OECD (2004a). SIDS Dossier on the HPV Chemical Ethylene Glycol (CAS No. 107-21-1).
- OECD (2004b). SIDS Initial Assessment Report on the Ethylene Glycol Category: Ethylene Glycol (CAS No. 107-21-1), Diethylene Glycol (CAS No. 111-46-6), Triethylene Glycol (CAS No. 112-27-6), Tetraethylene Glycol (CAS No. 112-60-7), Pentaethylene glycol (CAS No. 4792-15-8).
- Pillard, D. (1995). Comparative toxicity of formulated glycol deicers and pure ethylene and propylene glycol to *Ceriodaphnia dubia* and *Pimephales promelas*. *Environ. Toxicol. Chem.* 14: 311-315.
- Price, C.J., Kimmel, C.A., Tyl, R.W., and Marr, M.C. (1985). The developmental toxicity of ethylene glycol in rats and mice. *Toxicol. Appl. Pharmacol.* 81: 113-127.
- Robinson, M., Pond, C.L., Laurie, R.D., Bercz, J.P., Henningsen, G., and Condie L.W. (1990). Subacute and subchronic toxicity of ethylene glycol administered in drinking water to Sprague-Dawley rats. *Drug Chem. Toxicol.* 13: 43-70.
- Schuler, R.L., Hardin, B.D., Niemeier, R.W., Booth, G., Hazelden, K., Piccirillo, V., and Smith, K. (1984). Results of testing 15 glycol ethers in a short-term in vivo reproductive toxicity assay. *Environ. Health Perspect.* 57: 141-146.
- Snellings, W.M., Corley, R.A., McMartin, K.E., Kirman, C.R., and Bobst, S.M. (2013). Oral reference dose for ethylene glycol based on oxalate crystal-induced renal tubule degeneration as the critical effect. *Regul. Toxicol. Pharmacol.* 65: 229-241.



- Thomas, J., Haseman, Jk., Goodman, J.I., Ward, J.M., Loughran, Jr., T.P., and Spencer, P. (2007). A review of large granular lymphocytic leukemia in Fischer 344 rats as an initial step toward evaluating the implication of the endpoint to human cancer risk assessment. *Toxicol. Sci.* 99: 3-19.
- Tyl, R.W., Ballantyne, B., Fisher, L.C., Fait, D.L., Savine, T.A., Dodd, D.E., Klonne, D.R., and Pritts, I.M. (1995a). Evaluation of the developmental toxicity of ethylene glycol aerosol in the CD rat and CD-1 mouse by whole-body exposure. *Fundam. Appl. Toxicol.* 24: 57-75.
- Tyl, R.W., Fisher, L.C., Kubena, M.F., Vrbanic, M.A., and Losco, P.E. (1995b). Assessment of the developmental toxicity of ethylene glycol applied cutaneously to CD-1 mice. *Fundam. Appl. Toxicol.* 27: 155-166.
- Tyl, R.W., Ballantyne, B., Fisher, L.C., Dodd, D.E., Klonne, D.R., Pritts, M., and Losco, P.E. (1995c). Evaluation of the developmental toxicity of ethylene glycol aerosol in CD-1 mice by nose-only exposure. *Fundam. Appl. Toxicol.* 27: 49-62.
- U.S. Environmental Protection Agency [EPA] (2017). EPISuite™ v. 4.11, United States Environmental Protection Agency, Office of Pollution Prevention and Toxics and Syracuse Research Corporation. Available at: <https://www.epa.gov/tsca-screening-tools/epi-suite-estimation-program-interface>.
- Waggy, G.T., Conway, R.A., Hansen, J.L., and Blessing, R.I. (1994). Comparison of 20-d BOD and OECD closed-bottle biodegradation tests. *Environ. Toxicol. Chem.* 13: 1277-1280.



## FATTY ACIDS, C8-C16, 2-ETHYLHEXYL ESTERS

This dossier on fatty acids, C8-C16, 2-ethylhexyl esters does not represent an exhaustive or critical review of all available data. Rather, it presents the most critical studies pertinent to the risk assessment of fatty acids, C8-C16, 2-ethylhexyl esters in its use in drilling muds and hydraulic fracturing fluids. The majority of information presented in this dossier was obtained from the ECHA database that provides information on chemicals that have been registered under the EU REACH (ECHA). Where possible, study quality was evaluated using the Klimisch scoring system (Klimisch *et al.*, 1997).

### I. SUBSTANCE IDENTIFICATION

Chemical Name: Fatty acids, C8-C16 (even numbered), 2-ethylhexyl esters

CAS RN: 135800-37-2

Molecular formula:  $C_{16}H_{32}O_2$  to  $C_{24}H_{48}O_2$

Molecular weight: 256 to 352

SMILES:

Octanoic acid, 2-EH ester

O=C(OCC(CCCC)CC)CCCCCCC

Decanoic acid, 2-EH ester

O=C(OCC(CCCC)CC)CCCCCCCCC

Dodecanoic acid, 2-EH ester

O=C(OCC(CCCC)CC)CCCCCCCCCCC

The main components of fatty acid, C8-C16, 2-ethylhexyl esters produced by BASF are 2-ethylhexyl laurate [C12] (CAS No. 20292-08-4) and 2-ethylhexyl octanoate [C8] (CAS No. 63321-70-0).

Fatty acids, C8-C16, 2-ethylhexyl esters is an UVCB substance (substance of Unknown or Variable Composition, Complex Reaction Products or Biological Materials).



## II. PHYSICO-CHEMICAL PROPERTIES

**Table 1: Overview of the Physico-chemical Properties of Fatty Acids, C8-C16, 2-Ethylhexyl Esters**

Property	Value	Klimisch score	Reference
Physical state at 20°C and 101.3 kPa	Clear, slightly yellow liquid	2	ECHA
Melting Point	-53 to -30°C	1	ECHA
Boiling Point	-	-	-
Density	870 kg/m <sup>3</sup> @ 20°C (calculated)	2	ECHA
Vapor Pressure	<0.029 Pa @ 20°C (calculated)	2	ECHA
Partition Coefficient (log K <sub>ow</sub> )	6.68 to 8.65* (calculated)	2	ECHA
Water Solubility	<0.05 mg/L @ 20°C (measured)	2	ECHA
Flash Point	186°C	1	ECHA
Auto flammability	235°C	2	ECHA
Viscosity	7.4 mPa s @ 20°C	2	ECHA

\*Calculated from KOWWIN v 1.67 in EPISUITE™ v. 4.00 (EPA, 2017). Due to the fact that this substance is a long-chain hydrocarbon which exceeds the applicability domain of KOWWIN, the value for log K<sub>ow</sub> is reported with restrictions. The applicability domain covers log K<sub>ow</sub> up to 10 (maximum), so these values should be given as log K<sub>ow</sub> >10. The concrete value is reported to show the high lipophilic nature of the substance.

## III. ENVIRONMENTAL FATE PROPERTIES

### A. Summary

Fatty acids, C8-C16, 2-ethylhexyl esters are readily biodegradable. They have a low potential to bioaccumulate. They are highly insoluble in water and have high adsorption potential; thus, sediment and soil are expected to be the main targets for environmental distribution.



## **B. Biodegradation**

In an OECD 301 D test, 97% (2 mg/L) and >65% (5 mg/L) were degraded after 30 days, indicating that fatty acids, C8-C16, 2-ethylhexyl esters are readily biodegradable (ECHA) [Kl. score = 2].

## **C. Environmental Distribution**

### Adsorption/desorption

No experimental studies are available on fatty acids, C8-C16, 2-ethylhexyl esters. Using KOCWIN in EPISUITE™ (EPA, 2017), the estimated  $K_{oc}$  values of the surrogate dodecanoic acid, 2-ethylhexyl ester from the molecular connectivity index (MCI) and from log  $K_{ow}$  are 79,726 and 200,032 L/kg, respectively (ECHA). [Kl. score = 2]

## **D. Bioaccumulation**

No experimental studies are available on fatty acids, C8-C16, 2-ethylhexyl esters. Using BCFBAF in EPISUITE™, the estimated BCF of the surrogate dodecanoic acid, 2-ethylhexyl ester is 1,054 L/kg based on a regression based estimate and 39.76 L/kg based on the Arnot-Gobas model which includes biotransformation and upper trophic. There would be rapid metabolism of fatty acid esters (initial hydrolysis by carboxylesterases) and excretion of linear aliphatic fatty acid esters from fish. Thus, bioaccumulation is not expected (ECHA). [Kl. score = 2]

## **IV. HUMAN HEALTH HAZARD ASSESSMENT**

Information can be found in the ECHA database under fatty acids, C8-C16, 2-ethylhexyl esters (CAS No. 135800-37-2), as well as under 2-ethylhexyl laurate (CAS No. 20292-08-4).

### **A. Summary**

Fatty acids, C8-C16, 2-ethylhexyl ester has virtually no acute toxicity by the oral and dermal route. It is not irritating to the skin and eyes, and is not a skin sensitiser. No adverse effects were seen in animals given repeated doses by the oral route. Fatty acids, C8-C16, 2-ethylhexyl esters are not genotoxic when tested in both *in vitro* and *in vivo* assays. There is no indication that this substance will cause malformations or have an adverse effect on reproduction and development. Some of this information was derived in parts from products of similar structures or composition.

### **B. Toxicokinetics/metabolism**

Fatty acids, C8-C16, 2-ethylhexyl esters is expected to be hydrolyzed to 2-ethylhexanol and the corresponding saturated linear fatty acids in the body by serum carboxylesterases. The saturated linear fatty acids are metabolized via normal intermediary metabolism in the body. 2-



Ethylhexanol is oxidized to 2-ethylhexanoic acid, which is further metabolized primarily by oxidation to dicarboxylic acid metabolites.

## **B. Acute Toxicity**

The oral LD<sub>50</sub> in rats of fatty acids, C8-C16, 2-ethylhexyl esters is >2,000 mg/kg (ECHA). [Kl. score = 2]. The oral LD<sub>50</sub> in rats of 2-ethylhexyl laurate is >2,000 mg/kg (ECHA). [Kl. score = 2]

The inhalation 4-hour LC<sub>50</sub> of 2-ethylhexyl oleate (as an aerosol) in rats is > 5.7 mg/L (ECHA). [Kl. score = 2]

No acute dermal studies are available.

## **C. Irritation**

Application of 0.5 ml of fatty acids, C8-C16, 2-ethylhexyl esters to the skin of rabbits for 4 hours under occlusive conditions was slightly irritating; it was considered non-irritating according to GHS classification (ECHA). [Kl. score = 2]

Instillation of 0.5 ml of 2-ethylhexyl laurate into the eyes of rabbits was not irritating (ECHA). [Kl. score = 2]

## **D. Sensitization**

Fatty acids, C8-C16, 2-ethylhexyl esters was not considered a skin sensitizer in a guinea pig maximization test (ECHA). [Kl. score = 2]

## **E. Repeated Dose Toxicity**

### Oral

Studies are not available for fatty acids, C8-C16, 2-ethylhexyl esters; however, a 28-day oral gavage study has been conducted on fatty acids, C8-C14, 2-ethylhexyl esters.

Male and female SD rats were dosed by oral gavage with 0, 100, 300, or 1,000 mg/kg fatty acids, C8-C14, 2-ethylhexyl esters 5 days/week for 28 days. There were no treatment-related effects on clinical signs, body weights, feed consumption, hematology and clinical chemistry parameters, neurotoxicity, necropsy observations, and histopathology. The NOAEL is 1,000 mg/kg-day, the highest dose tested (ECHA). [Kl. score = 2]

### Inhalation

No studies are available.





## Dermal

No studies are available.

## **F. Genotoxicity**

### *In Vitro* Studies

Fatty acids, C8-C14, 2-ethylhexyl esters were not mutagenic to *S. typhimurium* strains TA98, TA100, TA1535, and TA1537 in the absence or presence of metabolic activation (ECHA) [Kl. score = 2].

2-Ethylhexyl oleate was not mutagenic in a mouse lymphoma assay with or without metabolic activation (ECHA) [Kl. score = 2].

There was no increase in chromosomal aberrations when peripheral human lymphocytes were treated with 2-ethylhexyl oleate with or without metabolic activation (ECHA) [Kl. score = 2].

### *In Vivo* Studies

There were no increases in the incidence of micronucleated cells in the bone marrow of male and female CD-1 mice given a single intraperitoneal injection of 0, 1,075, 2,150, or 4,300 mg/kg fatty acids, C8-C16, 2-ethylhexyl esters (ECHA). [Kl. score = 2]

## **G. Carcinogenicity**

No studies are available.

## **H. Reproductive Toxicity**

Male and female SD rats were given in their diet ethyl oleate for 91 days. The estimated daily intakes are 0, 1,800, 3,600, and 5,500 mg/kg-day for males; and 0, 2,000, 3,900, and 6,100 mg/kg-day for females. There were no treatment-related effects on estrus cycles in females, sperm characterization in males, and histologic examination of male and female reproductive organs. The NOAEL for reproductive toxicity is 5,500 and 6,100 mg/kg-day for males and females, respectively (Bookstaff *et al.*, 2004; ECHA). [Kl. score = 2]

## **I. Developmental Toxicity**

Female pregnant SD rats were dosed by oral gavage with 0, 100, 300, or 1,000 mg/kg 2-ethylhexyl stearate on gestational days 6 to 15. There was no maternal or developmental toxicity, with the NOAEL being 1,000 mg/kg-day, the highest dose tested (ECHA). [Kl. score = 2]



## V. DERIVATION OF TOXICOLOGICAL REFERENCE AND DRINKING WATER GUIDANCE VALUES

The toxicological reference values developed for fatty acids, C8-C16, 2-ethylhexyl esters follow the methodology discussed in enHealth (2012). The approach used to develop drinking water guidance values is described in the Australian Drinking Water Guidelines (ADWG, 2011).

### A. Non-Cancer

#### Oral

No repeated dose toxicity studies have been conducted on fatty acids, C8-C16, 2-ethylhexyl esters. However, a 28-day oral gavage study with rats was conducted on a similar material: fatty acid, C8-C14, 2-ethylhexyl esters. No effects were seen in this study and the NOAEL was 1,000 mg/kg-day, the highest dose tested (ECHA). The NOAEL from this study will be used for determining the oral Reference dose (RfD) and the drinking water guidance value.

#### *Oral Reference Dose (oral RfD)*

$$\text{Oral RfD} = \text{NOAEL} / (\text{UF}_A \times \text{UF}_H \times \text{UF}_L \times \text{UF}_{\text{Sub}} \times \text{UF}_D)$$

Where:

$\text{UF}_A$  (interspecies variability) = 10

$\text{UF}_H$  (intraspecies variability) = 10

$\text{UF}_L$  (LOAEL to NOAEL) = 1

$\text{UF}_{\text{Sub}}$  (subchronic to chronic) = 10

$\text{UF}_D$  (database uncertainty) = 1

$$\text{Oral RfD} = 1,000 / (10 \times 10 \times 1 \times 10 \times 1) = 1,000 / 1,000 = \underline{1.0 \text{ mg/kg-day}}$$

#### *Drinking water guidance value*

Drinking water guidance value = (animal dose) x (human weight) x (proportion of intake from water) / (volume of water consumed) x (safety factor)

Using the oral RfD,

Drinking water guidance value = (oral RfD) x (human weight) x (proportion of water consumed) / (volume of water consumed)

where:

Human weight = 70 kg (ADWG, 2011)

Proportion of water consumed = 10% (ADWG, 2011)

Volume of water consumed = 2L (ADWG, 2011)

$$\text{Drinking water guidance value} = (1.0 \times 70 \times 0.1) / 2 = \underline{3.5 \text{ mg/L}}$$



## B. Cancer

There are no carcinogenicity studies on fatty acids, C8-C16, 2-ethylhexyl esters. Thus, a cancer reference value was not derived.

## VI. HUMAN HEALTH HAZARD ASSESSMENT OF PHYSICO-CHEMICAL PROPERTIES

Fatty acids, C8-C16, 2-ethylhexyl esters do not exhibit the following physico-chemical properties:

- Explosivity
- Flammability
- Oxidizing potential

## VII. ENVIRONMENTAL HAZARD ASSESSMENT

### A. Summary

Fatty acids, C8-C16, 2-ethylhexyl esters are of low acute concern to aquatic organisms, at least in the range of its water solubility.

### B. Aquatic Toxicity

#### Acute Studies

Table 2 lists the results of acute aquatic toxicity studies on fatty acid, C8-C16, 2-ethylhexyl esters.

**Table 2: Acute Aquatic Toxicity Studies on Fatty Acids, C8-C16, 2-Ethylhexyl Esters**

Test Species	Endpoint	Results (mg/L)	Klimisch score	Reference
Zebrafish	96-h LC <sub>50</sub>	>10,000*	2	ECHA
<i>Daphnia magna</i>	48-h EC <sub>50</sub>	>100** >100 (filtered test solution) <sup>1</sup>	1	ECHA
<i>Daphnia magna</i>	48-h EL <sub>50</sub>	>100 (WAF)	1	ECHA
<i>Scenedesmus subspicatus</i>	72-h EC <sub>50</sub>	<100 >100 (filtered test solution) <sup>1</sup>	2	ECHA



\*There was increased turbidity of the test solutions with increasing concentrations; this indicates that effect concentrations exceeded the solubility of the test substance in the test medium.

\*\*An average of 50% of the *Daphnia* were glued to oil drops at the surface or remained glued to the vessel walls.

<sup>1</sup>NOEC = 100 mg/L.

It should be noted that the water solubility of fatty acids, C8-C16, 2-ethylhexyl esters is <0.05 mg/L (ECHA).

### Chronic Studies

A 21-day *Daphnia* reproduction test was conducted on fatty acids, C8-C16, 2-ethylhexyl esters. The test substance was stirred for 16 hours to 7 days; after a settling period of 2 hours, the solution was filtered through a glass fiber filter (activated with 1 mL NaOH and washed with deionized water). There was 10% mortality at 100 mg/L, but no mortality in control and at 1 mg/L. For reproduction, the EC<sub>50</sub> and NOEC were >100 and >1 mg/L, respectively (ECHA) [KI. score = 1].

### **C. Terrestrial Toxicity**

The 14-day LC<sub>50</sub> of isopropyl myristate (CAS No. 110-27-0), a surrogate for fatty acids, C8-C16, 2-ethylhexyl esters, to earthworms was >20,000 mg/kg soil dry weight (ECHA). [KI. score = 2]

### **D. Calculation of PNEC**

The PNEC calculations for fatty acids, C8-C16, 2-ethylhexyl esters follow the methodology discussed in DEWHA (2009).

#### PNEC water

Experimental results are available for three trophic levels. For the invertebrate and algal studies, there were no effects at the WAF loading rate or filtered test solution (100 mg/L nominal). Long-term studies are also available for two trophic levels. For the chronic *Daphnia* study, the EC<sub>50</sub> for reproduction is greater than the filtered tested solution at 100 mg/L (nominal), which is likely to be close to or at the water solubility limit. Assuming that the exposure concentration in the filtered test solutions (100 mg/L nominal) and WAF is the water solubility limit (saturation) for fatty acid, C8-C16, 2-ethylhexyl esters, the EC<sub>50</sub> values and NOECs are >0.05 mg/L. On the basis that the data consists of short-term studies from three trophic levels and long-term studies from two trophic levels, an assessment factor of 50 has been applied to water solubility of fatty acids, C8-C16, 2-ethylhexyl esters of 0.05 mg/L. The PNEC<sub>aquatic</sub> is 0.001 mg/L.



### PNEC sediment

There are no toxicity data for sediment-dwelling organisms. Therefore, the PNEC<sub>sed</sub> was calculated using the equilibrium partitioning method. The PNEC<sub>sed</sub> is 1.2 mg/kg sediment wet weight.

The calculations are as follows:

$$\begin{aligned} \text{PNEC}_{\text{sed}} &= (K_{\text{sed-water}}/\text{BD}_{\text{sed}}) \times 1000 \times \text{PNEC}_{\text{water}} \\ &= (1532/1280) \times 1000 \times 0.001 \\ &= 0.019 \end{aligned}$$

Where:

$K_{\text{sed-water}}$  = suspended matter-water partition coefficient ( $\text{m}^3/\text{m}^3$ )

$\text{BD}_{\text{sed}}$  = bulk density of sediment ( $\text{kg}/\text{m}^3$ ) = 1,280 [default]

$$\begin{aligned} K_{\text{sed-water}} &= 0.8 + [0.2 \times K_{\text{p}_{\text{sed}}}/1000 \times \text{BD}_{\text{solid}}] \\ &= 0.8 + [0.2 \times 3189/1000 \times 2400] \\ &= 1,532 \end{aligned}$$

Where:

$K_{\text{p}_{\text{sed}}}$  = solid-water partition coefficient (L/kg).

$\text{BD}_{\text{solid}}$  = bulk density of the solid phase ( $\text{kg}/\text{m}^3$ ) = 2,400 [default]

$$\begin{aligned} K_{\text{p}_{\text{sed}}} &= K_{\text{oc}} \times f_{\text{oc}} \\ &= 79,726 \times 0.04 \\ &= 3,189 \end{aligned}$$

Where:

$K_{\text{oc}}$  = organic carbon normalized distribution coefficient (L/kg). The  $K_{\text{oc}}$  for fatty acids, C8-C16, 2-ethylhexyl esters calculated from EPISUITE™ using the MCI is 79,726 L/kg.

$f_{\text{oc}}$  = fraction of organic carbon in sediment = 0.04 [default].

### PNEC soil

Experimental results are available for one trophic level on a surrogate of fatty acids, C8-C16, 2-ethylhexyl esters. The acute LC<sub>50</sub> value to earthworms is >20,000 mg/kg soil dry weight. On the basis that the data consist of one short-term result from one trophic level, an assessment factor of 1,000 has been applied to the acute LC<sub>50</sub> value of 20,000 mg/kg for earthworms. The PNEC<sub>soil</sub> is 20 mg/kg soil dry weight.



## **VIII. PBT Assessment**

The methodology for the Persistent, Bioaccumulative and Toxic (PBT) substances assessment is based on the Australian and EU Reach Criteria methodology (DEWHA, 2009; ECHA, 2008).

Fatty acids, C8-C16, 2-ethylhexyl esters are readily biodegradable; thus they do not meet the screening criteria for persistence.

Based on the estimated BCF values, fatty acids, C8-C16, 2-ethylhexyl esters do not meet the screening criteria for bioaccumulation.

The NOEC values from chronic aquatic toxicity studies on fatty acids, C8-C16, 2-ethylhexyl esters are greater than its water solubility. Thus, it does not meet the screening criteria for toxicity.

The overall conclusion is that fatty acids, C8-C16, 2-ethylhexyl esters are not PBT substances.

## **IX. CLASSIFICATION AND LABELING**

### **A. Classification**

No classification.

### **B. Labelling**

No signal word.

### **C. Pictogram**

None.

## **X. SAFETY AND HANDLING**

### **A. FIRST AID**

#### Eye Contact

Rinse immediately with plenty of running water. If easy to do, remove contact lenses. Get medical attention if symptoms persist.

#### Skin Contact

Wash with soap and water. Get medical attention if symptoms occur.

#### Inhalation

Treat symptomatically. Move to fresh air. Get medical attention if symptoms persist.



#### Ingestion

Rinse mouth with water and then drink plenty of water. Never give anything by mouth to an unconscious person. Seek medical attention.

### **B. FIRE FIGHTING INFORMATION**

#### Extinguishing Media

Water spray, dry chemical, foam, carbon dioxide.

#### Specific Exposure Hazards

None known.

#### Special Protective Equipment for Firefighters

Self-contained breathing apparatus and full protective clothing must be worn in case of fire.

### **C. ACCIDENTAL RELEASE MEASURES**

#### Personal Precautions

Wear appropriate personal protective equipment.

#### Environmental Precautions

Not regarded as dangerous to the environment.

#### Steps to be Taken if Material is Released or Spilled

Absorb spill with inert absorbent material, then place in a container for chemical waste.

### **D. STORAGE AND HANDLING**

#### General Handling

No special precautions are necessary beyond normal good hygiene practices.

#### Other Handling Precautions

Wash hands thoroughly after handling.

#### Storage

Keep container closed.

### **E. EXPOSURE CONTROLS / PERSONAL PROTECTION**

#### Occupational Exposure Standards

Workplace Australia has not established an occupational exposure standard for fatty acids, C8-C16, 2-ethylhexyl esters.



#### Engineering Controls

Good general ventilation should be used.

#### Personal Protection Equipment

##### *Respiratory Protection:*

Respiratory protection is not required.

##### *Hand Protection:*

Minimize skin contact.

##### *Skin Protection:*

Body protection must be chosen depending on activity and possible exposure.

##### *Eye protection:*

Minimize eye contact.

##### *Other Precautions:*

Handle in accordance with good industrial hygiene and safety practice. Eyewash fountains and safety showers must be easily accessible.

## **F. TRANSPORT INFORMATION**

Fatty acids, C8-C16, 2-ethylhexyl esters is not considered hazardous for purposes of transportation by road or rail. An Australian Dangerous Goods code is not required.

## **XI. DISPOSAL**

Disposal should be in accordance with all local, state, and federal regulations.

## **XII. REGULATORY INFORMATION**

Australian AICS Inventory: Listed.

## **XIII. REFERENCES**

ADWG (2011). National Water Quality Management Strategy. Australian Drinking Water Guidelines, Section 6, Australian Government, National Health and Medical Research Council, Natural Resource Management Ministerial Council.





- BASF (2012). GPS Safety Summary: Fatty acids, C8-C16, 2-ethylhexyl ester. Available at: <http://www.safety-summaries.basf.com/group/corporate/safety-summaries/en/literature-document:/GPS+Safety+Summaries--Fatty+acids+C8+16+2+ethylhexyl+ester-English.pdf>.
- Bookstaff, R.C., Stuard, S.B., Ward, S.R., Pesik, P.K., and Henwood, S.M. (2004). The safety of ethyl oleate is supported by a 91-day feeding study in rats. *Regul. Toxicol. Pharmacol.* 39: 202-213.
- Department of the Environment, Water, Heritage and the Arts [DEWHA] (2009). Environmental risk assessment guidance manual for industrial chemicals, Department of the Environment, Water, Heritage and the Arts, Commonwealth of Australia.
- ECHA. ECHA REACH database: <http://echa.europa.eu/information-on-chemicals/registered-substances>
- enHealth Human Risk Assessment [HHRA] (2012). Environmental Health Risk Assessment, Guidelines for Assessing Human Health Risks from Environmental Hazards. Office of Health Protection of the Australian Government Department of Health.
- European Chemicals Agency [ECHA] (2008). Guidance on Information Requirements and Chemical Safety Assessment, Chapter R11: PBT Assessment, European Chemicals Agency, Helsinki, Finland.
- Klimisch, H.J., Andreae, M., and Tillmann, U. (1997). A systematic approach for evaluating the quality of experimental and toxicological and ecotoxicological data. *Regul. Toxicol. Pharmacol.* 25:1-5.
- U.S. Environmental Protection Agency [EPA] (2017). EPISuite™ v. 4.11, United States Environmental Protection Agency, Office of Pollution Prevention and Toxics and Syracuse Research Corporation. Available at: <https://www.epa.gov/tsca-screening-tools/epi-suite-estimation-program-interface>.



## GLUTARALDEHYDE

This dossier on glutaraldehyde does not represent an exhaustive or critical review of all available data. Rather, it presents the most critical studies pertinent to the risk assessment of glutaraldehyde in its use in drilling muds and hydraulic fracturing fluids. The majority of information presented in this dossier was obtained from NICNAS (1994) and the ECHA database that provides information on chemicals that have been registered under the EU REACH (ECHA). Where possible, study quality was evaluated using the Klimisch scoring system (Klimisch et al., 1997).

### I. SUBSTANCE IDENTIFICATION

**Chemical Name (IUPAC):** Glutaraldehyde

**CAS RN:** 111-30-8

**Molecular formula:** C<sub>7</sub>H<sub>8</sub>O<sub>2</sub>

**Molecular weight:** 100.12

**Synonyms:** Pentanedial; glutaral; glutaric dialdehyde; 1,3-diformylpropane; 1,5-pentanedial; glutaric aldehyde; glutaric acid dialdehyde; dioxopentane; glutardialdehyde; 1,5-pentanedione; Algicide®C

**SMILES:** C(CC=O)CC=O

### II. PHYSICO-CHEMICAL PROPERTIES

**Table 1: Physico-Chemical Properties of Glutaraldehyde**

Property	Value	Klimisch score	Reference
Physical state at 20°C and 101.3 kPa*	Sweetish smelling, clear water liquid	1	ECHA
Melting Point*	-33°C	1	ECHA
Boiling Point*	101.5°C @ 987.1 hPa	1	ECHA
Density*	1.13 kg/m <sup>3</sup>	1	ECHA
Vapour Pressure*	30 hPa @ 26.3°C	1	ECHA
Partition Coefficient (log K <sub>ow</sub> )*	-0.36	1	ECHA
Water Solubility*	miscible	2	ECHA
Flash Point*	Not measurable	1	ECHA
Auto flammability*	395°C @ ~1,000hPa	1	ECHA
Viscosity*	12.75 mm <sup>2</sup> /s (static) at 25°C	1	ECHA
Henry's Law Constant	0.011 Pa m <sup>3</sup> /mol at 25°C [QSAR]	2	ECHA

\*ca. 50% glutaraldehyde solution (in water)

1 ppm = 4.095 mg/m<sup>3</sup>

1 mg/m<sup>3</sup> = 0.244 ppm



### III. ENVIRONMENTAL FATE PROPERTIES

#### A. Summary

Glutaraldehyde is considered readily biodegradable. It is also expected to have a low potential for bioaccumulation. The  $K_{oc}$  values for glutaraldehyde indicate that it will have low potential for adsorption to suspended solids and sediment in water and moderate adsorption to soil. Glutaraldehyde is not expected to undergo hydrolysis in the environment. Overall, glutaraldehyde shows limited persistence in the environment.

#### B. Abiotic Degradation

##### Hydrolysis

In an OECD TG 111 test (hydrolysis as a function of pH), glutaraldehyde was hydrolytically stable at pH 4 and pH 7, but decomposed at pH 9 (ECHA). [Kl. score = 2]

##### Phototransformation in Water

Photolytic degradation of glutaraldehyde occurred in water under sensitised conditions: the half-life was 18 days when equivalent to 36 days of natural sunlight (12 hours/day; sensitised acetone system); and 49 days when equivalent to 34 days of natural sunlight (12 hours/day; sensitised acetonitrile system). There was no photodegradation of glutaraldehyde under darkness or non-sensitised conditions (ECHA). [Kl. score = 2]

#### C. Biodegradation

Glutaraldehyde was considered readily biodegradable in an OECD 301A (DOC die away test). Degradation was 90-100% in 28 days (ECHA). [Kl. score = 1]

In a simulation test involving aerobic sewage treatment [activated sludge units] (OECD TG 303A), glutaraldehyde degraded 97% after 73 days based on DOC removal (ECHA). [Kl. score = 1]

In an aerobic aquatic metabolism test, [ $^{14}\text{C}$ ]-glutaraldehyde had a half-life of 10.6 hours in the water/sediment system. A minor transformation product was glutaric acid: the maximum yield was 18.9 to 21.5% at 12 hours, which then declined rapidly to 10.1 to 11% by 24 hours; and was not observed at the end of the study period in the aqueous phase (ECHA). [Kl. score = 1]

In an anaerobic aquatic metabolism test, [ $^{14}\text{C}$ ]-glutaraldehyde was rapidly metabolised with the first-order half-life being 7.7 hours. Glutaraldehyde was transformed to 5-hydroxypentanal (ca 37% of applied radioactivity) on day 1; after that, it declined to <10%; it was not detected at all after 30 days. The second stable transformation product was 1,5-pentanediol (35% of radioactivity on Day 1), which accounted for 70% of the radioactivity at the end of the test. A minor transformation product was a compound formed via Aldol condensation, cyclisation and dehydration. This compound accounted for about 10-20% of total radioactivity from day 1 onwards (ECHA). [Kl. score = 1]

In an aerobic soil metabolism test, the half-life of the degradation of [ $^{14}\text{C}$ ]-glutaraldehyde was calculated to be 1.7 days, indicating rapid degradation in soil by microbial biotransformation. Degradation products were measured but not identified. (ECHA). [Kl. score = 1]



## D. Environmental Distribution

### Adsorption/desorption

The organic carbon/water partition coefficients ( $K_{oc}$ ) values were determined for sediment and four types of soil. The values are as follows: 120 for sediment; 210 for sandy loam; 500 for silty clay loam; 340 for silt loam; and 460 for loamy sand (ECHA; Leung et al., 2001). [Kl. score = 1]

### Distribution Modelling

No fugacity calculations were performed as glutaraldehyde has limited persistence. Its environmental fate is primarily determined by degradation rather than equilibration between compartments (OECD-SIDS, 1995).

## E. Bioaccumulation

Glutaraldehyde is not expected to bioaccumulate. The measured log  $K_{ow}$  at pH 5, 7 and 9 are -0.41, -0.36 and -0.80, respectively (ECHA).

## IV. HUMAN HEALTH HAZARD ASSESSMENT

### A. Summary

Glutaraldehyde has moderate-to-high acute toxicity by the oral route, low-to-moderate toxicity by the dermal route, and moderate-to-high toxicity by the inhalation route. Acute inhalation exposure may cause respiratory irritation. Glutaraldehyde is corrosive to the skin and eyes; it is also a skin and respiratory sensitizer. Repeated oral exposures via drinking water to rats have resulted in general systemic toxicity, but no target organ effects. In contrast, the upper respiratory tract, particularly the nasal cavity, is the target organ in rodents from repeated inhalation exposure. Glutaraldehyde may exhibit weak genotoxic effects in some *in vitro* tests, whereas the *in vivo* studies consistently show no genotoxic activity. Glutaraldehyde is not a reproductive toxicant; developmental toxicity can occur at maternally toxic doses, but there is no teratogenicity.

### B. Toxicokinetics

#### Dermal Absorption

[1,5- $^{14}$ C]-glutaraldehyde was applied to the skin of male and female F344 rats. Doses were 0.75% and 7.5%: this corresponds to approximately 6.5 and 63 mg/kg for males; and approximately 8.7 and 102 mg/kg for females. The dermal absorption data are presented below in Table 2. The results indicate that glutaraldehyde has a low rate of absorption by the dermal route (ECHA).

**Table 2: Dermal Absorption Data in Rats on Glutaraldehyde (ECHA)**

Sex	Absorption rate constant/hr		% of applied dose	
	Low Dose	High Dose	Low Dose	High Dose
Males	1.5	0.7	0.7	1.3
Females	1.8	0.9	0.3	2.1

An *in vitro* percutaneous absorption study was conducted on glutaraldehyde using excised skin from rats, rabbits, mice, guinea pigs, and humans. The skin samples were placed in a flow-through skin penetration chamber, and [ $^{14}$ C]-glutaraldehyde was added at doses of 0.75% and 7.5%. The results



are presented below in Table 3. Glutaraldehyde did not penetrate any of the skin samples to a significant degree, suggesting that only minimal amounts of glutaraldehyde may be available for systemic uptake and distribution after skin exposure. The results also show that skin absorption was greater for the animal species used in toxicity tests than human skin (ECHA; Frantz et al., 1993).

**Table 3: *In vitro* Percutaneous Absorption (mg/cm<sup>2</sup>) of Glutaraldehyde (ECHA; Frantz et al., 1993)**

Species	Low Dose	High Dose
Animal*	0.006	0.08
Human	0.002	0.02

\*Percutaneous absorption in rats, mice, guinea pigs, mice and rabbits were similar to each and were reported as a single value.

### C. Acute Toxicity

The oral LD<sub>50</sub> values are: 123 to 820 mg/kg in rats; 100 to 352 mg/kg in mice; and 50 mg/kg in guinea pigs (NICNAS, 1994).

The dermal LD<sub>50</sub> values are: 640 to 2,000 mg/kg in rabbits; >2,500 mg/kg in rats; and >4,500 mg/kg in mice (NICNAS, 1994).

The 4-hour inhalation LC<sub>50</sub> values for glutaraldehyde are listed in the table below:

**Table 4: Acute inhalation LC<sub>50</sub> values for Glutaraldehyde**

Test Material	LC <sub>50</sub> (males) [mg/L]	LC <sub>50</sub> (females) [mg/L]	LC <sub>50</sub> (both sexes) [mg/L]	Reference
50% aq. aerosol	0.52	0.45	-	OECD, 1995
25% aq. aerosol	-	-	0.8	OECD, 1995
50% aq. aerosol	0.35	0.28	-	OECD, 1995
5% soln. vapour	0.096	0.164	-	OECD, 1995

During the exposure period, the animals showed signs of eye and respiratory irritation, as indicated by laboured and audible breathing, and wetness and encrustation around the nose and eyes.

### D. Irritation

Glutaraldehyde is corrosive to the skin and eyes of rabbits (NICNAS, 1994; ECHA). Signs of irritation occurred at a concentration of 2% for skin and 0.2% for eyes (NICNAS, 1994). In the acute inhalation studies, rats exposed to aerosols or vapours of glutaraldehyde showed signs of eye and respiratory irritation (OECD, 1995).

### E. Sensitisation

Glutaraldehyde is a skin sensitizer to guinea pigs and humans. Information on the individual studies can be found in NICNAS (1994) and in the ECHA REACH database (ECHA).

Asthmatic symptoms, such as wheezing, coughing, chest tightness, breathing difficulties and non-specific hyper-responsiveness have been reported to occur in humans occupationally exposed to glutaraldehyde (NICNAS, 1994). It is unclear whether the asthma is an allergic hypersensitivity



response or a result of the aggravation of pre-existing asthma due to the irritating properties of glutaraldehyde. Nevertheless, glutaraldehyde should be considered a respiratory sensitiser, although one of low potency.

## **F. Repeated Dose Toxicity**

### Oral

Male and female Wistar rats were given in their drinking water 0, 100, 500, or 2,000 ppm glutaraldehyde for 90 days. The approximate daily intakes were 0, 3, 15, or 53 mg/kg-day for males, and 0, 4, 19, or 72 mg/kg-day for females. There were no signs of neurotoxicity at any dose level. There was slight impairment of food consumption in the 2,000 ppm animals, as well as slight impairment of body weight and body weight gain. Impaired water consumption was seen in the 100 and 500 ppm females. The NOAEL for males is 500 ppm (15 mg/kg-day). The NOAEL for females is 100 ppm (4 mg/kg-day), since the impaired water consumption in the 100 ppm females was considered a palatability problem and not an adverse effect (ECHA). [Kl. score = 1]

Male and female F344 rats were given in their drinking water 0, 50, 250, or 1,000 ppm glutaraldehyde for 13 weeks. Additional groups of animals were given in their drinking water 0 or 1000 ppm glutaraldehyde for 13 weeks followed by a 4-week recovery period. The approximate daily intakes were 0, 5, 25, or 100 mg/kg-day for males; and 0, 7, 35, or 120 mg/kg-day for females. Water consumption was reduced in a dose-dependent manner in the  $\geq 250$  ppm males and 1,000 ppm females, which was attributed to an aversion to the taste and/or odour of glutaraldehyde in the water. There was also a reduction in food consumption in the 1,000 ppm animals with a parallel reduction in body weights. It is unclear whether the reduction in food consumption was related to the decreased water consumption. Urine volume was decreased with an increase in specific gravity, along with a slight increase in protein and ketone concentration, in the  $\geq 250$  ppm animals, which was probably related to the decreased water consumption. There were no treatment-related changes in the haematology parameters measured. Blood urea nitrogen was increased in a dose-related manner in the  $\geq 250$  ppm females at the 6-week time point, but at the 13-week or 17-week time points. Relative kidney weights were increased in a dose-related manner in the  $\geq 250$  ppm males and females, and increased absolute kidney weights in the females. Histopathological examination showed no treatment-related effects. The NOAEL is 50 ppm (5 and 7 mg/kg-day for males and females, respectively) based on dose-related increase in kidney weights at  $\geq 250$  ppm (ECHA). [Kl. score = 2]

Male and female Wistar rats were given in their drinking water 0, 100, 500, or 2000 ppm glutaraldehyde for 12 months. The approximate daily intakes were: 0, 6.4, 30.5, or 116.6 mg/kg-day for males; and 0, 9.6, 46, or 153 mg/kg-day for females. There was no treatment-related mortality. At 2,000 ppm, treatment-related effects included respiratory sounds (both sexes), decrease in body weight (males), decrease in body weight gain (both sexes), decrease in food consumption (both sexes), reduced water consumption (both sexes), lesions within the glandular stomach (both sexes showed erosion/ulceration of the glandular stomach), increased incidence of clear cell foci in the liver (males), and a single case of slight diffuse squamous metaplasia in the epithelium of the larynx (male). At 500 ppm, water consumption was reduced in males which was considered to be a palatability (bad taste) problem and not an adverse effect. No effects were seen in the 100 ppm animals. The NOAEL for this study is 500 ppm, which corresponds to 30.5 and 46 mg/kg-day for males and females, respectively (ECHA). [Kl. score = 1]

Male and female Fischer 344 rats were given in their drinking water 0, 50, 250, or 1000 ppm glutaraldehyde for 104 weeks. The mean glutaraldehyde consumption was 0, 4, 17, and 64 mg/kg-



day for males and 0, 6, 25, and 86 mg/kg-day for females. There were no treatment-related mortalities or clinical symptoms of toxicity. In the 250 and 1,000 ppm groups, there was reduction in body weight and body weight gain; reduction in food and water consumption; increased statistically significant incidence of nucleated erythrocytes and of large monocytes; decreases in alanine aminotransferase (ALT), aspartate aminotransferase (AST), and glutamate dehydrogenase; dose-related decrease in urine volume accompanied by a dose-related increase in osmolality; changes in absolute and relative kidney weight; gastric irritation; increases in bone marrow hyperplasia; and increased incidence of renal tubular pigmentation. The decreased water consumption was considered to be due to the bad taste, smell and/or irritancy of the test substance in the drinking water; thus, it is of no toxicological relevance. As a result of reduced water intake, there are renal physiological adaptation, such as decreased urine, increased osmolality and changes in kidney weight. The haematological and clinical chemistry parameter changes were marginal and were considered to be of not toxicological relevance. The main haematological finding seen at the end of the study and which consisted of the appearance of nucleated erythrocytes and large monocytes in all treated groups (statistically significant for the  $\geq 250$  ppm males) was related to the incidence of large granular lymphocytic leukaemia (LGLL) in the spleen. The bone marrow hyperplasia and renal tubular pigmentation are related to the occurrence/incidence of LGLL, and were considered by the authors of the study as being secondary to a low grade haemolytic anaemia in animals with LGLL. The NOAEL for this study is 50 ppm which corresponds to 4 and 6 mg/kg-day for males and females, respectively (Van Miller *et al.* 2002). [KI. score = 2]

#### Inhalation

Male and female F344 rats were exposed by inhalation to 0, 0.0625, 0.125, 0.25, 0.5, or 1.0 ppm (0, 0.26, 0.5, 1, 2, or 4.1 mg/m<sup>3</sup>) glutaraldehyde for 6.5 hours/day, 5 days/week for 13 weeks. The study focused on the respiratory tract, using histopathology and epithelial cell labelling index as end points. Histopathological lesions in the nasal passages and turbinates were seen at  $\geq 0.25$  ppm. Treatment-related effects were primarily the respiratory mucosa (nasal cavity and tips of the turbinates) and the olfactory epithelium (dorsal meatus). Hyperplasia, squamous metaplasia, olfactory degeneration, squamous exfoliation (accumulation of keratin, cell debris and bacteria in the lumen of the nasal vestibule) and focal erosions were reported for both sexes, and the severity and incidence of the findings increased with increasing concentration of glutaraldehyde. The NOAEL for this study is 0.125 ppm (Gross *et al.*, 1994). [KI. score = 1]

Male and female B6C3F<sub>1</sub> mice were exposed by inhalation to 0, 0.0625, 0.125, 0.25, 0.5, or 1.0 ppm (0, 0.26, 0.5, 1, 2, or 4.1 mg/m<sup>3</sup>) glutaraldehyde for 6.5 hours/day, 5 days/week for 13 weeks. The study focused on the respiratory tract, using histopathology and epithelial cell labelling index as end points. Histopathologic lesions in the nasal passages and turbinates were seen at all exposure concentrations ( $\geq 0.0625$  ppm). Treatment-related lesions were primarily the respiratory mucosa (nasal cavity and tips of the turbinates) and the olfactory epithelium (dorsal meatus). Hyperplasia, squamous metaplasia, olfactory degeneration, squamous exfoliation (accumulation of keratin, cell debris and bacteria in the lumen of the nasal vestibule) and focal erosions were reported for both sexes, and the severity and incidence of the findings increased with increasing test concentration. Furthermore, neutrophilic inflammation was seen at  $\geq 0.062$  ppm, and squamous metaplasia as well as necrosis were seen in the larynx at 1 ppm). The LOAEL for this study is 0.0625 ppm; a NOAEL was not established (Gross *et al.*, 1994). [KI. score = 1]

Male and female B6C3F<sub>1</sub> mice were exposed by inhalation to 0 or 0.1 ppm (0 or 0.41 mg/m<sup>3</sup>) glutaraldehyde for 6 hours/day, 5 days/week for 52 and 78 weeks. Survival was similar between treated and control groups. Hyperplasia of the squamous epithelium lining of the dorsal wall of the nasal passages and the lateral aspect of the atrioturbinate was seen in a greater number of exposed



females than in controls. Epidermal erosion and ulceration as well as squamous and inflammatory exfoliation were also seen in the nasal lumens. All of these changes were dependent on the length of glutaraldehyde exposure. The authors concluded that, since the induced lesions occurred in the more anterior part of the nasal passages, that they were likely the result of an irritation mechanism (Zissu et al., 1998). [KI. score = 2]

Male and female Fischer 344 rats were exposed by inhalation to 0, 0.25, 0.5, or 0.75 ppm (0, 1, 2, or 3.1 mg/m<sup>3</sup>) glutaraldehyde for 6 hours/day, 5 days/week for two years. Survival in the mid- and high-dose females was statistically significantly decreased compared to controls. Mean body weights of all exposed males and the mid- and high-dose females were generally less than those of the controls. Non-neoplastic lesions were limited primarily to the most anterior region of the nasal cavity. Effects included hyperplasia and inflammation of the squamous epithelium; hyperplasia, goblet cell hyperplasia, inflammation, and squamous metaplasia of the respiratory epithelium; and hyaline degeneration of the olfactory epithelium. The LOAEL for this study is 0.25 ppm based on hyperplasia and inflammation of the squamous epithelium of the nose in both sexes. A NOAEL was not established (van Birgelen et al., 2000). [KI. score = 2]

Male and female B6C3F<sub>1</sub> mice were exposed by inhalation to 0, 0.0625, 0.125, or 0.25 ppm (0, 0.26, 0.5, or 1 mg/m<sup>3</sup>) glutaraldehyde for 6 hours/day, 5 days/week for two years. Survival of the treated animals was similar to controls. Mean body weights of the high-dose females were generally lower than the controls. Non-neoplastic lesions were limited primarily to the anterior region of the nasal cavity; the effects were qualitatively similar to those seen in the rats (see accompanying summary on the two-year rat study by van Birgelen et al., 2000). Squamous metaplasia of the respiratory epithelium was observed in both sexes of mice while female mice also had inflammation and hyaline degeneration of the respiratory epithelium. The incidence and severity grade (in parentheses) of the hyaline degeneration were: 16/50 (1.4), 35/49 (1.4), 32/50 (1.3), and 30/50 (1.1) for the 0, 0.0625, 0.125, and 0.25 ppm dose groups, respectively. The LOAEL for this study is 0.0625 ppm based on hyaline degeneration of the respiratory epithelium in female mice. A NOAEL was not established (van Birgelen et al., 2000). [KI. score = 2]

### Dermal

Applications of a 50% solution of glutaraldehyde was applied to the skin of male and female SD rats for 13 weeks. The doses were 0, 50, 100, and 150 mg/kg glutaraldehyde. At the application site, there were signs of irritation (scabs, desquamation and very slight or well-defined erythema). There was no treatment-related mortality, clinical signs, body weights, feed consumption, and ophthalmoscopic effects. There were no changes in the haematology and clinical chemistry parameters that were considered to be biologically or toxicologically relevant. Organ weights were similar between treated and control animals. Histopathological examination showed a treatment-related effects in the skin associated with chronic irritation; no other changes were noted that were considered to be treatment-related. The NOAEL for this study is 150 mg/kg, the highest dose tested (ECHA). [KI. score = 1]

## **G. Genotoxicity**

### In Vitro Studies

Glutaraldehyde may exhibit weak genotoxic effects in some *in vitro* tests. The bacterial reverse mutation assays have been the most consistent. Variable results have been reported for the forward gene mutation tests; and for sister chromatid exchange (SCE), chromosomal aberration and Unscheduled DNA Synthesis (UDS) tests (Vergnes and Ballantyne, 2002).





## In Vivo Studies

The *in vivo* studies conducted on glutaraldehyde are presented below in Table 5. All of the studies show that glutaraldehyde is not mutagenic or genotoxic.

**Table 5: *In Vivo* Genotoxicity Studies on Glutaraldehyde**

Test System	Results*	Klimisch Score	Reference
Rat bone marrow (chromosomal aberration)	-	1	ECHA
Rat bone marrow (chromosomal aberration)	-	2	ECHA
Mouse bone marrow (micronucleus)	-	1	ECHA
Rat bone marrow (chromosomal aberration)	-	2	ECHA
Rat germ cell cytogenetic assay (alkaline elution)	-	2	ECHA
Drosophila SLRL Test	-	2	ECHA
Rat liver UDS Assay	-	1	ECHA
Rat germ cell cytogenetic assay (alkaline elution)	-	2	ECHA
Mouse peripheral blood micronucleus study	-	2	Vernes and Ballantyne (2002)
Rat liver UDS Assay	-	2	Mirsalis <i>et al.</i> (1989)

a+, positive; -, negative

## **H. Carcinogenicity**

### Oral

Male and female Fischer 344 rats were given in their drinking water 0, 50, 250, or 1,000 ppm glutaraldehyde for 104 weeks. The mean glutaraldehyde consumption was 0, 4, 17, and 64 mg/kg-day for males and 0, 6, 25, and 86 mg/kg-day for females. Mortality rates were 25-30% and 19-23% for males and females, respectively, with no dose-related increase. The major cause of death in all dose groups including the controls was LGLL. There was an increased incidence of LGLL in the liver and spleen in all treated females ( $\geq 50$  ppm). The incidence of LGLL was not significantly increased in the treated males compared to the controls. No other treatment-related increased incidence of tumours was seen (Van Miller *et al.*, 2002). [Kl. score = 2]

Male and female Wistar rats were given in their drinking water 0, 100, 500, or 2,000 ppm glutaraldehyde for two years. The mean daily intake of glutaraldehyde was as follows: 0, 6.1, 31.9, and 120.7 mg/kg-day for males; and 0, 10.5, 48.5, and 176.4 mg/kg-day for females. In the high-dose animals, there was mortality (2 males and 9 females) from asphyxia, and mean terminal body weights were significantly decreased compared to the controls. There were no treatment-related neoplastic effects (ECHA). [Kl. score = 1]

### Inhalation

Male and female B6C3F<sub>1</sub> mice were exposed by inhalation to 0 or 0.1 ppm (0 or 0.4 mg/m<sup>3</sup>) glutaraldehyde for 6 hours/day, 5 days/week for 52 and 78 weeks. No exposure-related neoplastic lesions were observed in either males or females (Zissu *et al.*, 1998). [Kl. score = 2]



Male and female Fischer 344 rats were exposed by inhalation to 0, 0.25, 0.5, or 0.75 ppm (0, 1, 2, or 3.1 mg/m<sup>3</sup>) glutaraldehyde for 6 hours/day, 5 days/week for two years. Survival in the mid- and high-dose females was statistically significantly decreased compared to controls. Survival of the treated males was similar to controls. No exposure-related neoplastic lesions were observed in either males or females (van Birgelen et al., 2000). [Kl. score = 2]

Male and female B6C3F<sub>1</sub> mice were exposed by inhalation to 0, 0.0625, 0.125, or 0.25 ppm (0, 0.26, 0.5, or 1 mg/m<sup>3</sup>) glutaraldehyde for 6 hours/day, 5 days/week for two years. Survival of the treated animals was similar to controls. No exposure-related neoplastic lesions were observed in either males or females (van Birgelen et al., 2000). [Kl. score = 2]

## **I. Reproductive Toxicity**

A two-generation reproductive toxicity study was conducted in Wistar rats given 0, 100, 500 and 2000 ppm glutaraldehyde in their drinking water. The approximately mean daily intake is 0, 12, 58, and 199 mg/kg-day for the parental males and females of the F<sub>0</sub> and F<sub>1</sub> generation during premating. There were no adverse effects on reproductive performance or fertility. Oestrous cycle data, mating behaviour, conception, gestation, parturition, lactation and weaning as well as sperm parameters, sexual organ weights, gross and histopathological findings of these organs were similar between treated and control groups. In the high-dose animals, there was decreased water and/or food consumption; and decreased body weights and/or reduced body weight gains during the premating periods in the F<sub>0</sub> and F<sub>1</sub> parental females during premating, gestation and/or lactation. The high-dose F<sub>1</sub> parental females also had increased the number of erosions/ulcers with microscopic erosion(s) or inflammatory oedema in the mucosa/submucosa of the glandular stomach. There were no adverse effects in the 500 ppm animals except for slight decreases in water consumption due to a palatability (bad taste) problem. Treatment-related signs of developmental toxicity were seen in the progeny of the high-dose F<sub>0</sub> and F<sub>1</sub> parental generation, and included impairment in body weight and consequently in organ weights in the respective F<sub>1</sub> and F<sub>2</sub> pups. The NOAEL for reproductive toxicity is 2,000 ppm (199 mg/kg-day), the highest dose tested. The NOAEL for parental systemic toxicity is 500 ppm (58 mg/kg-day). The NOAEL for developmental toxicity is 500 ppm or 58 mg/kg-day (ECHA). [Kl. score = 1]

A two-generation reproductive toxicity study was conducted in Crj: CD(SD) rats given 0, 50, 250 and 1,000 ppm glutaraldehyde in their drinking water. Mean daily intake was not calculated. Parental body weights and body weight gains were significantly reduced at 1,000 ppm at some periods, particularly during pre-mating. Food consumption was significantly reduced at 1,000 ppm for the F<sub>0</sub> and F<sub>1</sub> parental animals during pre-mating and gestation, and F<sub>1</sub> females during lactation. Water consumption was reduced throughout the pre-mating period for the F<sub>0</sub> and F<sub>1</sub> 250 and 1,000 ppm parental animals. There was no indication of adverse effects on reproductive performance or fertility at any dose level. For the F<sub>1</sub> 1,000 ppm offspring, body weights were reduced from lactation days 21-28. The NOAEL for reproductive toxicity is 1,000 ppm, the highest dose tested. The NOAEL for parental systemic toxicity is 50 ppm. The NOAEL for developmental toxicity is 250 ppm (Neeper-Bradley and Ballantyne, 2000). [Kl. score = 2]

## **J. Developmental Toxicity**

Pregnant Wistar rats were given in their drinking water 0, 50, 250, or 750 ppm (0, 5, 26, or 68 mg/kg) glutaraldehyde from GD 6 to 16. Water consumption was reduced in a dose-related manner in the  $\geq 250$  ppm dams, and was considered not to be a toxic response, but due to the palatability (bad taste) of the drinking test solution. No other maternal effects were seen in the study. There were no significant differences between treated and controls in the sex distribution, placental weights, fetal



weights, malformations or variations. The NOAEL for maternal and developmental toxicity in this study is 68 mg/kg-day, respectively (ECHA). [Kl. score = 1]

Pregnant Wistar rats were dosed by oral gavage with 0, 25, 50, or 100 mg/kg glutaraldehyde on GD 6 to 15. Mortality was significantly increased in the high-dose group (5/26); there were 2/21 deaths in the mid-dose group. Clinical signs (piloerection) occurred in all treated groups in a dose-dependent manner. Maternal body weight gain and feed consumption were significantly reduced in the high-dose dams, but not at the lower doses. The necropsy findings showed evidence of stomach irritation in almost all of the animals that died during the study and in 12/21 of the surviving dams in the high-dose group. The number of implantation per litter, resorptions and dead fetuses per litter, live fetuses per litter, and incidence of post-implantation loss per litter was similar across all groups. The mean foetal body weights for male and female fetuses were significantly reduced in the high-dose group; this was attributed to the reduced food consumption of the dams during gestation rather than a direct effect of treatment. There was no evidence of a treatment-related teratogenic effect. The NOAEL for maternal and developmental toxicity is 50 mg/kg-day, respectively (Ema et al., 1992). [Kl. score = 2]

Pregnant Himalayan rabbits were dosed by oral gavage with 0, 5, 15 or 45 mg/kg glutaraldehyde on GD 7 to 19. In the high-dose group, 5/15 died on GD 9-11. Food consumption and body weight gain were also significantly reduced in the high-dose group. Clinical observations in 12/15 high-dose does included soft faces, diarrhoea, and blood in the bedding. The mean gravid uterus weight was significantly reduced in the high-dose group. Post-implantation loss was greatly increased (94.3%) in the high-dose group: no viable fetuses in 9/15 of the high-dose does, only early resorptions; only one female gave 4 alive fetuses on the scheduled date. There were reduced placental and foetal body weights in the only four fetuses. No significant maternal or developmental effects were seen in the mid- and low-dose groups. The NOAEL for maternal and developmental toxicity in this study is 15 mg/kg-day (ECHA). [Kl. Score = 2]

## V. DERIVATION OF TOXICOLOGICAL REFERENCE AND DRINKING WATER GUIDANCE VALUES

The toxicological reference values developed for glutaraldehyde follow the methodology discussed in enHealth (2012). The approach used to develop drinking water guidance values is described in the Australian Drinking Water Guidelines (ADWG, 2011).

### A. Non-Cancer

#### Oral

The lowest NOAEL values from key toxicity studies on glutaraldehyde are listed below in Table 6.

**Table 6: Lowest NOAEL Values from Key Toxicity Studies on Glutaraldehyde by the Oral Route**

Species/Sex	Study Duration	mg/kg-day	Endpoint	Reference
Rats, female	90-days	4	Decreased body weights, food and water consumption	ECHA
Rats, male	13-wk (drinking water)	5	Increased kidney weights	ECHA



Species/Sex	Study Duration	mg/kg-day	Endpoint	Reference
Rats, male	12-months (drinking water)	30.5	Clinical signs; decreased body weights and food consumption; increased clear cell foci in liver	ECHA
Rats, male	2-yr (drinking water)	4	Reduced body weight, body-weight gain, and food consumption	Van Miller <i>et al.</i> (2002)
Rats	2-generation (drinking water)	58	Systemic toxicity	ECHA
Rats	GD 6-16 (drinking water)	68	Developmental toxicity	ECHA
Rats	GD 6-15 (oral gavage)	50	Developmental toxicity	Ema <i>et al.</i> (1992)
Rabbits	GD 7-19 (oral gavage)	15	Developmental toxicity	ECHA

The lowest NOAEL from these studies is 4 mg/kg-day based on reduced body weights, body weight gain, and feed consumption in male rats from the two-year drinking water study (Van Miller et al., 2002). The NOAEL of 4 mg/kg-day will be used for determining the oral Reference Dose (RfD) and the drinking water guidance value.

#### *Oral Reference Dose (oral RfD)*

$$\text{Oral RfD} = \text{NOAEL} / (\text{UF}_A \times \text{UF}_H \times \text{UF}_L \times \text{UF}_{\text{Sub}} \times \text{UF}_D)$$

Where:

$\text{UF}_A$  (interspecies variability) = 10

$\text{UF}_H$  (intraspecies variability) = 10

$\text{UF}_L$  (LOAEL to NOAEL) = 1

$\text{UF}_{\text{Sub}}$  (subchronic to chronic) = 1

$\text{UF}_D$  (database uncertainty) = 1

$$\text{Oral RfD} = 4 / (10 \times 10 \times 1 \times 1 \times 1) = 4 / 100 = \underline{0.04 \text{ mg/kg-day}}$$

#### *Drinking water guidance value*

$$\text{Drinking water guidance value} = (\text{animal dose}) \times (\text{human weight}) \times (\text{proportion of intake from water}) / (\text{volume of water consumed}) \times (\text{safety factor})$$

$$\text{Using the oral RfD: Drinking water guidance value} = (\text{oral RfD}) \times (\text{human weight}) \times (\text{proportion of water consumed}) / (\text{volume of water consumed})$$

Where:

Human weight = 70 kg (ADWG, 2011)

Proportion of water consumed = 10% (ADWG, 2011)

Volume of water consumed = 2 L (ADWG, 2011)



Drinking water guidance value =  $(0.04 \times 70 \times 0.1)/2 = \underline{0.14 \text{ mg/L}}$

## **B. Cancer**

Increased incidence of large granular cell lymphatic leukaemia (LGLL) was observed in all groups of male and female Fischer 344 rats given glutaraldehyde in their drinking water, including the controls (Van Miller *et al.* 2002). For the males, the incidence of LGLL was not statistically significantly increased. However, for the females, the incidence of LGLL was significantly increased in all treated females ( $\geq 50$  ppm). Inhalation exposure of Fischer 344 rats to glutaraldehyde did not result in an increased incidence of tumours, including LGLL.

LGLL, also known as mononuclear cell leukaemia, is an extremely common spontaneous neoplastic disease of the ageing F344 rat (Stromberg 1985, Ward *et al.* 1990; Thomas *et al.* 2007). Consistent features are splenomegaly, anaemia, thrombocytopenia and leukemic infiltration of the spleen, liver lung, and in an advanced stage, of several other organs. The incidence is variable but has been increasing progressively with time and can exceed 70% in controls in some studies. This compares with background incidence of less than 1% in other strains of commonly used laboratory rats (Haseman *et al.*, 1998; Thomas *et al.*, 2007). The incidence in F344 rats is modulated by a variety of factors not clearly related to carcinogenicity. Corn oil gavage, for example, has been shown consistently to reduce the incidence of MCL in male, but not female, controls (reviewed in Thomas *et al.*, 2007).

The neoplastic mononuclear cells appear to be derived from large granular lymphocytes (LGLs) (reviewed in Thomas *et al.*, 2007). The tumour cell is of the NK type in most, if not all, cases. LGL leukaemia, although uncommon, does occur in humans. There are two types: T-LGL leukaemia which has a chronic course characterised by neutropenia, recurrent infections, splenomegaly and accompanying rheumatoid arthritis, and the much rarer NK-LGL leukaemia which has an acute course, more pronounced splenomegaly, and thrombocytopenia. The latter type appears to resemble more closely the disease in the F344 rat than the former. The aetiology of human LGL leukaemia is unknown. There is some evidence that viral infection may play a role but no evidence that a chemically-related increased of LGLL in the F344 rat is indicative of the potential to induce LGL leukaemia in humans.

To extrapolate results from an animal model that has a clear predisposition (high spontaneous rates) to a tumour type to humans, of which this is not the case, seems inappropriate if the mechanism(s) for LGLL formation in that strain is not understood. Although that rat strain may be useful for understanding the disease process in humans, it does not seem reasonable to use the results from that rat strain for risk assessment purposes. There should be confirmation of a putative leukemogenic effect in the F344 rat in another strain before any conclusions are made about the use of this tumour type for human health risk assessment purposes.

## **VI. HUMAN HEALTH HAZARD ASSESSMENT OF PHYSICO-CHEMICAL PROPERTIES**

Glutaraldehyde does not exhibit the following physico-chemical properties:

- Explosivity
- Flammability
- Oxidising potential



## VII. ENVIRONMENTAL HAZARD ASSESSMENT

### A. Summary

Glutaraldehyde has a moderate acute toxicity concern to fish and invertebrates, but is highly toxic to algae. It is of low toxicity concern to terrestrial invertebrates and plants. To birds, glutaraldehyde is moderately toxic on an acute basis and slightly toxic on a subacute dietary basis.

### B. Aquatic Toxicity

#### Acute Studies

Table 7 lists the results of acute aquatic toxicity studies conducted on glutaraldehyde.

**Table 7: Acute Aquatic Toxicity Studies on Glutaraldehyde**

Test Species	Endpoint	Results (mg/L)	Klimisch score	Reference
Bluegill sunfish	96-hr LC <sub>50</sub>	13	2	ECHA
<i>Oncorhynchus mykiss</i>	96-hr LC <sub>50</sub>	10	2	ECHA
<i>Daphnia magna</i>	48-hr LC <sub>50</sub>	14.87	2	ECHA
<i>Daphnia magna</i>	48-hr LC <sub>50</sub>	14	2	ECHA
<i>Scenedesmus subspicatus</i>	72-hr EC <sub>50</sub>	0.375 (biomass) 0.6 (growth rate) 0.025 (NOEC)	1	ECHA
<i>Scenedesmus subspicatus</i>	72-hr EC <sub>50</sub>	0.92 (growth rate) 0.61(biomass) 0.33 (NOEC)	2	ECHA; Leung et al., 2001
<i>Scenedesmus subspicatus</i>	72-hr EC <sub>50</sub>	0.61 (growth rate)	2	ECHA

#### Chronic Studies

The chronic aquatic toxicity studies conducted on glutaraldehyde are listed in Table 8.

**Table 8: Chronic Aquatic Toxicity Studies on Glutaraldehyde**

Test Species	Endpoint	Results (mg/L)	Kl. score	Reference
<i>Oncorhynchus mykiss</i>	97-day (OECD 210)	LOEC = 5 NOEC = 1.6	1	ECHA
<i>Daphnia magna</i>	21-day	NOEC = 5	1	ECHA

### C. Terrestrial Toxicity

Table 9 lists the results of toxicity studies conducted on glutaraldehyde with earthworms, soil microorganisms, and birds.

**Table 9: Terrestrial Toxicity Studies on Glutaraldehyde**

Test Species (method)	Endpoint	Results	Kl. score	Reference
Earthworm <i>Eisenia fetida</i> (OECD 207)	14-d LC <sub>50</sub>	>500 mg/kg soil dw	1	ECHA
Soil microorganisms* (OECD 216)	28-d EC <sub>50</sub> 28-d EC <sub>10</sub>	360 mg/kg soil dw 11.5 mg/kg soil dw	1	ECHA
Soil microorganisms* (OECD 217)	28-d EC <sub>50</sub> 28-d EC <sub>10</sub>	>593 mg/kg soil dw 1.5 mg/kg soil dw	1	ECHA
Mallard ducks	Single-dose (oral gavage) LC <sub>50</sub>	206 mg/kg	2	ECHA
Mallard ducks	5-d (dietary) NOEC	>2,500 ppm	1	ECHA

\*organic carbon content of soil = 1.34% dry weight

Glutaraldehyde has also been evaluated in a terrestrial plants test: seedling emergence and seedling growth test (OECD TG 208). The test material contained 48.9% glutaraldehyde. The results are as follows:

*Avena sativa* (oats): 19-day EC<sub>50</sub> value is >1,000 mg/kg soil dry weight based on emergence rate, dry weight and shoot length. The NOECs for *Avena sativa* (oats) were ≥1,000 mg/kg dry weight on all three parameters tested

*Brassica napus* (rapeseed): 19-day EC<sub>50</sub> is >1,000 mg/kg soil dry weight based on emergence rate and shoot length and 994 mg/kg soil dry weight based on dry weight. The NOECs were ≥1,000, 500, and 250 mg/kg soil dry weight for emergence rate, dry matter, and shoot length, respectively.

*Vicia sativa* (vetch): 19-day EC<sub>50</sub> is >1,000 mg/kg soil dry weight based on emergence rate and shoot length, and 901 mg/kg soil dry weight based on dry weight. The NOECs were ≥1,000, 125, and 125 mg/kg soil dry weight for emergence rate, dry matter, and shoot length, respectively (ECHA). [Kl. score = 1]

#### D. Calculation of PNEC

The PNEC calculations for glutaraldehyde follow the methodology discussed in DEWHA (2009).

##### PNEC<sub>water</sub>

Experimental results are available for three trophic levels. Acute E(L)C<sub>50</sub> values are available for fish (10 mg/L), *Daphnia* (14 mg/L), and algae (0.375 mg/L). Results from chronic studies are also available for all three trophic levels, with the lowest NOEC being 0.025 mg/L for algae. On the basis that the data consists of short-term and long-term results from three trophic levels, an assessment factor of 10 has been applied to the lowest reported NOEC of 0.025 mg/L for algae. The PNEC<sub>water</sub> is 0.0025 mg/L.

##### PNEC<sub>sediment</sub>

There are no toxicity data for sediment-dwelling organisms. Therefore, the PNEC<sub>sed</sub> was calculated using the equilibrium partitioning method. The PNEC<sub>sed</sub> is 0.006 mg/kg wet weight.



The calculations are as follows:

$$\begin{aligned} \text{PNEC}_{\text{sed}} &= (K_{\text{sed-water}}/\text{BD}_{\text{sed}}) \times 1000 \times \text{PNEC}_{\text{water}} \\ &= (3.1/1280) \times 1000 \times 0.0025 \\ &= 0.006 \end{aligned}$$

Where:

$K_{\text{sed-water}}$  = suspended matter-water partition coefficient ( $\text{m}^3/\text{m}^3$ )

$\text{BD}_{\text{sed}}$  = bulk density of sediment ( $\text{kg}/\text{m}^3$ ) = 1,280 [default]

$$\begin{aligned} K_{\text{sed-water}} &= 0.8 + [0.2 \times K_{\text{p}_{\text{sed}}}/1000 \times \text{BD}_{\text{solid}}] \\ &= 0.8 + [(0.2 \times 4.8)/1000 \times 2400] \\ &= 3.1 \end{aligned}$$

Where:

$K_{\text{p}_{\text{sed}}}$  = solid-water partition coefficient (L/kg).

$\text{BD}_{\text{solid}}$  = bulk density of the solid phase ( $\text{kg}/\text{m}^3$ ) = 2,400 [default]

$$\begin{aligned} K_{\text{p}_{\text{sed}}} &= K_{\text{oc}} \times f_{\text{oc}} \\ &= 120 \times 0.04 \\ &= 4.8 \end{aligned}$$

Where:

$K_{\text{oc}}$  = organic carbon normalised distribution coefficient (L/kg). The  $K_{\text{oc}}$  for glutaraldehyde in sediment is 120.

$f_{\text{oc}}$  = fraction of organic carbon suspended sediment = 0.04 [default].

### PNEC<sub>soil</sub>

Experimental results are available for three trophic level. An acute  $\text{LC}_{50}$  value is available for earthworms (>500 mg/kg). Results from long-term studies are available for two trophic levels, with the lowest NOEC or  $\text{EC}_{10}$  being 1.5 mg/kg soil dry weight for soil organisms.

The  $\text{EC}_{10}$  value is corrected for bioavailability of glutaraldehyde in soil by normalising the organic carbon content in the soil using the following equation:

$$\text{EC}_{10(\text{std})} = \text{EC}_{10(\text{exp})} \times \text{Fom}_{\text{soil}(\text{std})}/\text{Fom}_{\text{soil}(\text{exp})}$$

Where:

$\text{Fom}_{\text{soil}(\text{std})}$  = 1% ( [www.scew.gov.au/node/941](http://www.scew.gov.au/node/941))

$\text{Fom}_{\text{soil}(\text{exp})}$  = 1.34% (see Table 9)

$$\text{EC}_{10(\text{std})} = 1.5 \text{ mg/kg} \times 1/1.34 = 1.12 \text{ mg/kg}$$

On the basis that the data consists of one short-term from one trophic level and two long-term results from two additional levels, an assessment factor of 50 has been applied to the lowest reported long-term  $\text{EC}_{10}$  of 1.12 mg/kg soil dry weight [corrected for organic carbon content] for soil organisms. The  $\text{PNEC}_{\text{soil}}$  is 0.02 mg/kg soil dry weight.





## VIII. PBT ASSESSMENT

The methodology for the Persistent, Bioaccumulative and Toxic (PBT) substances assessment is based on the Australian and EU Reach Criteria methodology (DEWHA, 2009; ECHA, 2008).

Glutaraldehyde is readily biodegradable and thus does not meet the screening criteria for persistence.

The log  $K_{ow}$  for glutaraldehyde at different pH values ranges from -0.36 to -0.80. Thus, glutaraldehyde does not meet the screening criteria for bioaccumulation.

The lowest NOEC value from chronic aquatic toxicity studies is <0.1 mg/L. Thus, glutaraldehyde meets the screening criteria for toxicity.

The overall conclusion is that glutaraldehyde is not a PBT substance.

## IX. CLASSIFICATION AND LABELLING

### A. Classification

Acute Toxicity Category 3 [oral]  
Acute Toxicity Category 2 [inhalation]  
Skin Corrosion Category 1B  
Eye Damage Category 1  
Respiratory Sensitiser 1A  
Skin Sensitiser 1A  
STOT Single Exposure Category 3 [respiratory irritation]  
Aquatic Acute Category 1  
Aquatic Chronic Category 2

The appropriate hazard statements corresponding the GHS classifications are to be added to the SDS, including the non-GHS hazard statement "AUH071: Corrosive to the Respiratory Tract".

### B. Labelling

Danger

### C. Pictograms



## X. SAFETY AND HANDLING

### A. First Aid

First aid information was obtained from the ECHA REACH database (ECHA).



### Eye Contact

Wash immediately and continuously with flowing water for at least 30 minutes. Remove contact lenses after the first 5 minutes and continue washing. Obtain prompt medical consultation, preferably from an ophthalmologist. Eye wash fountain should be located in immediate work area.

### Skin Contact

Take off contaminated clothing. Wash skin with soap and plenty of water for 15-20 minutes. Call a poison control centre or doctor for treatment advice. Wash clothing before reuse. Shoes and other leather items which cannot be decontaminated should be disposed of properly. Safety shower should be located in immediate work area.

### Inhalation

Move person to fresh air. If a person is not breathing, call an emergency responder or ambulance, then give artificial respiration; if by mouth to mouth use rescuer protection (pocket mask, etc.). Call a poison control centre or doctor for treatment advice. If breathing is difficult, oxygen should be administered by qualified personnel.

### Ingestion

If the person is fully alert and cooperative, have the person rinse mouth with plenty of water. In cases of ingestion have the person drink 4 to 10 ounces (120-300 mL) of water. Do not induce vomiting. Do not attempt mouth rinse if the person has respiratory distress, altered mental status, or nausea and vomiting. Call a physician and/or transport to an emergency facility immediately. See Note to Physician. Seek medical attention immediately.

### Notes to Physician

Maintain adequate ventilation and oxygenation of the patient. May cause asthma-like (reactive airways) symptoms. Bronchodilators, expectorants, antitussives and corticosteroids may be of help. Glutaraldehyde may transiently worsen reversible airways obstruction including asthma or reactive airways disease. Chemical eye burns may require extended irrigation. Obtain prompt consultation, preferably from an ophthalmologist. If the burn is present, treat as any thermal burn, after decontamination. Due to irritant properties, swallowing may result in burns/ulceration of mouth, stomach and lower gastrointestinal tract with subsequent stricture. Aspiration of vomitus may cause lung injury. Suggest endotracheal/oesophageal control if lavage is done. Probable mucosal damage may contraindicate the use of gastric lavage. Inhalation of vapours may result in skin sensitization. In sensitised individuals, re-exposure to very small amounts of vapour, mist, or liquid may cause a severe allergic skin reaction. No specific antidote. Treatment of exposure should be directed at the control of symptoms and the clinical condition of the patient. Have the Safety Data Sheet, and if available, the product container or label with you when calling a poison control centre or doctor, or going for treatment.

### Medical Conditions Aggravated by Exposure

Excessive exposure may aggravate pre-existing asthma and other respiratory disorders (e.g. emphysema, bronchitis, reactive airways dysfunction syndrome).



### Emergency Personnel Protection

First Aid responders should pay attention to self-protection and use the recommended protective clothing (chemical resistant gloves, splash protection). If the potential for exposure exists, refer to Section 8 of the Safety Data Sheet for specific personal protective equipment.

### **B. Fire Fighting Information**

Firefighting information was obtained from the ECHA REACH database (ECHA).

#### Extinguishing Media

Use water fog, carbon dioxide, dry chemical or foam to extinguish combustible residues of this product

#### Specific Exposure Hazards

This material will not burn until the water has evaporated. Residue can burn. Some components of this product may decompose under fire conditions. The smoke may contain unidentified toxic and/or irritating compounds. Combustion products may include and are not limited to carbon monoxide and carbon dioxide.

#### Special Protective Equipment for Firefighters

Wear positive-pressure self-contained breathing apparatus (SCBA) and protective firefighting clothing (includes firefighting helmet, coat, trousers, boots, and gloves). Avoid contact with this material during firefighting operations. If contact is likely, change to full chemical resistant firefighting clothing with self-contained breathing apparatus. If this is not available, wear full chemical resistant clothing with self-contained breathing apparatus and fight the fire from a remote location.

### **C. Accidental Release Measures**

Information on accidental release measures was obtained from the ECHA REACH database (ECHA).

#### Personal Precautions

Use appropriate safety equipment. Evacuate area. Keep upwind of the spill. Ventilate area of leak or spill. Only trained and properly protected personnel must be involved in clean-up operations.

#### Environmental Precautions

Spills or discharge to natural waterways is likely to kill aquatic organisms. Prevent from entering into soil, ditches, sewers, waterways and/or groundwater.

#### Steps to be Taken if Material is Released or Spilt

Avoid making contact with spilt material; glutaraldehyde will be absorbed by most shoes. Always wear the correct protective equipment, consisting of splash-proof mono-goggles, or both safety glasses with side shields and a wraparound full-face shield, appropriate gloves and protective clothing. A self-contained breathing apparatus or respirator and absorbents may be necessary,



depending on the size of the spill and the adequacy of ventilation. Small spills: Wear the correct protective equipment and cover the liquid with absorbent material. Collect and seal the material and the dirt that has absorbed the spilt material in polyethylene bags and place in a drum for transit to an approved disposal site. Rinse away the remaining spilt material with water to reduce odour, and discharge the rinsate into a municipal or industrial sewer. Large spills: In the case of nasal and respiratory irritation, vacate the room immediately. Personnel cleaning up should be trained and equipped with a self-contained breathing apparatus, or an officially approved or certified full-face respirator equipped with an organic vapour cartridge, gloves, and clothing impervious to glutaraldehyde, including rubber boots or shoe protection. Deactivate with sodium bisulphite (2-3 parts [by weight] per part of active substance glutaraldehyde), collect the neutralised liquid and place in a drum for transit to an approved disposal site.

#### **D. Storage and Handling**

Information on storage and handling was obtained from the ECHA REACH database (ECHA).

##### General Handling

Do not get in eyes, on skin, on clothing. Avoid breathing vapour. Do not swallow. Keep container closed. Use with adequate ventilation. Wear goggles, protective clothing and butyl or nitrile gloves. Wash thoroughly with soap and water after handling. Remove contaminated clothing and wash before reuse.

##### Other Handling Precautions

Do not spray or aerosolize the undiluted form of the product. Full personal protective equipment (including skin covering and full-face SCBA respirator) is required for dilutions or mixtures of the product used in a spray application.

##### Storage

Do not store in: Aluminium. Carbon steel. Copper. Mild steel. Iron. Shelf life: Use within 12 Months.

#### **E. Exposure Controls / Personal Protection**

##### Occupational Exposure Standards

The workplace exposure standard for glutaraldehyde in Australia is 0.1 ppm (0.41 mg/m<sup>3</sup>) as a peak limitation, with a sensitisation notation. A peak limitation is defined by Safe Work Australia as a maximum or peak airborne concentration of a substance determined over the shortest analytically practicable period of time which does not exceed 15 minutes.

The information below on exposure controls and personal protection was obtained from the Halliburton Safety Data Sheet (SDS) on ALDACIDE® G ANTIMICROBIAL (revision date: 11-Dec-2014).

##### Engineering Controls

Use in a well-ventilated area. Local exhaust ventilation should be used in areas without good cross ventilation. If vapours are strong enough to be irritating to the nose or eyes, the TLV is probably being exceeded, and special ventilation or respiratory protection may be required.



## Personal Protection Equipment

*Respiratory Protection:* If engineering controls and work practices cannot keep exposure below occupational exposure limits or if exposure is unknown, wear an NIOSH-certified, European Standard EN 149, AS/NZS 1715:2009, or equivalent respirator when using this product. Selection of and instruction on using all personal protective equipment, including respirators, should be performed by an Industrial Hygienist or other qualified professional. Full Facepiece Respirator with Organic vapour cartridge with particulate pre-filter.

*Hand Protection:* Chemical-resistant protective gloves (EN 374) Suitable materials for longer, direct contact (recommended: protection index 6, corresponding to > 480-minute permeation time as per EN 374): Butyl rubber gloves. ( $\geq 0.7$  mm thickness)<sup>1,2,3</sup> This information is based on literature references and on information provided by glove manufacturers or is derived by analogy with similar substances. Please note that in practice the working life of chemical-resistant protective gloves may be considerably shorter than the permeation time determined in accordance with EN 374 as a result of the many influencing factors (e.g. temperature). If signs of wear and tear are noticed, then the gloves should be replaced. Manufacturer's directions for use should be observed because of the great diversity of types.

*Skin Protection:* Butyl coated apron or clothing.

*Eye protection:* Splash proof chemical mono-goggles or safety glasses with side shield in conjunction with a face shield. Do NOT wear contact lenses.

*Other Precautions:* Eyewash fountains and safety showers must be easily accessible.

## **F. Transport Information**

For aqueous glutaraldehyde solutions at a concentration that is corrosive (i.e., 30% and higher):

### Australia Dangerous Goods

UN3265, Corrosive Liquid, Acidic, Organic, N.O.S. (Contains Glutaraldehyde)  
Class 8  
Packing Group III

Environmentally Hazardous Substance

## **XI. DISPOSAL**

Disposal should be in accordance with all local, state, and federal regulations.

## **XII. REGULATORY INFORMATION**

Australian AICS Inventory: Listed.

## **XIII. REFERENCES**

ADWG (2011). National Water Quality Management Strategy. Australian Drinking Water Guidelines, Section 6, Australian Government, National Health and Medical Research Council, Natural Resource Management Ministerial Council.



Department of the Environment, Water, Heritage and the Arts (DEWHA). (2009). Environmental risk assessment guidance manual for industrial chemicals, Department of the Environment, Water, Heritage and the Arts, Commonwealth of Australia.

ECHA. ECHA REACH database: <http://echa.europa.eu/information-on-chemicals/registered-substances>

Ema, M., Itami, T., and Kawasaki, H. (1992). Teratological assessment of glutaraldehyde in rats by gastric intubation. *Toxicol. Lett.* 63: 147-153.

enHealth Human Risk Assessment (HHRA). (2012). Environmental Health Risk Assessment, Guidelines for Assessing Human Health Risks from Environmental Hazards. Office of Health Protection of the Australian Government Department of Health.

European Chemicals Agency (ECHA). (2008). Guidance on Information Requirements and Chemical Safety Assessment, Chapter R11: PBT Assessment, European Chemicals Agency, Helsinki, Finland.

Frantz, S.W., Beskitt, J.L., Tallant, M.J., Futrell, J.W., and Ballantyne, B. (1993). Glutaraldehyde: species comparisons of in vitro skin penetrations. *J. Toxicol.-Cut. & Ocular Toxicol.* 12: 349-361.

Gross, E.A., Mellick, P.W., Kari, F.W., Miller, F.J., and Morgan, K.T. (1994). Histopathology and cell replication responses in the respiratory tract of rats and mice exposed by inhalation to glutaraldehyde for up to 13 weeks. *Fundam. Appl. Toxicol.* 23: 348-362.

Haseman, J.K., Hailey, J.R., and Morris, R.W. (1998). Spontaneous neoplasm incidences in Fischer 344 rats and B6C3F<sub>1</sub> mice in two-year carcinogenicity studies: A National Toxicology Program update. *Toxicol. Pathol.* 26: 428-441.

Klimisch, H.J., Andreae, M., and Tillmann, U. (1997). A systematic approach for evaluating the quality of experimental and toxicological and ecotoxicological data. *Regulatory Toxicology and Pharmacology* 25:1-5.

Leung, H.-W. (2001). Ecotoxicology of glutaraldehyde: review of environmental fate and effects studies. *Ecotoxicol. Environ. Safety* 49: 26-39.

Mirsalis, J.S., Tyson, C.K., Steinmetz, K.L., Loh, E.K., Hamilton, C.M., Bakke, J.P., and Spalding, J.W. (1989). Measurement of unscheduled DNA synthesis and S-phase synthesis in rodent hepatocytes following in vivo treatment: testing of 24 compounds. *Environ. Mol. Mutagen.* 14: 155-164.

Neeper-Bradley, T.L., and Ballantyne, B. (2000). Two-generation reproduction study by dosing with glutaraldehyde in the drinking water of CD rats. *J. Toxicol. Environ. Health A* 61: 107-129.

NICNAS (1994). Glutaraldehyde – Full Public Report. National Industrial Chemicals Notification and Assessment Scheme (NICNAS), AGPS, Canberra, Australia.

OECD (1995). OECD-SIDS document on Glutaraldehyde, CAS No. 111-30-8, UNEP Publications. Accessed at: [http://webnet.oecd.org/hpv/ui/SIDS\\_Details.aspx?id=b13f2e48-0425-4a8a-b7b8-c04cfaab06e8](http://webnet.oecd.org/hpv/ui/SIDS_Details.aspx?id=b13f2e48-0425-4a8a-b7b8-c04cfaab06e8)



- Stromberg, P.C. (1985). Large granular lymphocyte leukaemia in F344 rats: Model for human T lymphoma, a malignant histiocytosis and T-cell chronic lymphocytic leukaemia. *Am. J. Pathol.* 119: 517-519.
- Thomas, J., Haseman, J.K., Goodman, J.I., Ward, J.M., Loughran, Jr., T.P., and Spencer, P.J. (2007). A review of large granular lymphocytic leukaemia in Fischer 344 rats as an initial step toward evaluating the implication of the endpoint to human cancer risk assessment. *Toxicol. Sci.* 99: 3-19.
- Van Birgelen, A.P.J.M., Chou, B.J., Renne, R.A., Grumbein, S.L., Roycroft, J.H., Hailey, J.R., and Bucher, J.R. (2000). Effects of glutaraldehyde in a 2-year inhalation study in rats and mice. *Toxicol. Sci.* 55: 195-205.
- Van Miller, J.P., Hermansky, S.J., Losco, P.E., and Ballantyne, B. (2002). Chronic toxicity and oncogenicity study with glutaraldehyde dosed in the drinking water of Fischer 344 rats. *Toxicol.* 175: 177-189.
- Vergnes, J.S., and Ballantyne, B. (2002). Genetic toxicology studies with glutaraldehyde. *J. Appl. Toxicol.* 22: 45-60.
- Ward, J.M., Rehm, S., and Reynolds, C.W. (1990). Tumours of the haematopoietic system. In: *Pathology of Tumours in Laboratory Animals, Vol. 1, Second Edition* (Turusov, V.S., and Mohr, U., Eds.), pp. 625-657, International Agency for Research on Cancer, Lyon, France.
- Zissu, D., Bonnet, P., and Binet, S. (1998). Histopathological study in B6C3F1 mice chronically exposed by inhalation to glutaraldehyde. *Toxicol. Lett.* 95: 131-139.

#### **XIV. ACRONYMS AND GLOSSARY**

°C	degrees Celsius
ADWG	Australian Drinking Water Guidelines
ALT	alanine aminotransferase
AST	aspartate aminotransferase
DEWHA	Department of the Environment, Water, Heritage and the Arts
ECHA	European Chemicals Agency
EU	European Union
GHS	Globally Harmonised System of Classification and Labelling of Chemicals
HHRA	enHealth Human Risk Assessment
IUPAC	International Union of Pure and Applied Chemistry
kg/m <sup>3</sup>	kilogrammes per cubic metre
LGLL	large granular lymphocytic leukaemia
LOAEL	lowest observed adverse effect level
LULs	large granular lymphocytes
mg/kg	milligrams per kilogram
mg/L	milligrammes per litre



mg/m <sup>3</sup>	milligrammes per cubic metre
NICNAS	The National Industrial Chemicals Notification and Assessment Scheme
NOAEL	no observed adverse effect level
NOEC	no observed effective concentration
OECD	Organisation for Economic Co-operation and Development
PBT	Persistent, Bioaccumulative and Toxic
ppm	parts per million
RfD	oral Reference Dose
SCE	sister chromatid exchange
SDS	Material Safety Data Sheet
SIDS	Screening Information Data Set
SMILES	simplified molecular-input line-entry system
UDS	Unscheduled DNA Synthesis
UVCB	unknown or variable composition, complex reaction product, or biological origin





## GLYCERINE [GLYCEROL]

This dossier on glycerine does not represent an exhaustive or critical review of all available data. Rather, it presents the most critical studies pertinent to the risk assessment of glycerine in its use in drilling muds and hydraulic fracturing fluids. The majority of information presented in this dossier was obtained from the OECD-SIDS documents on glycerol (OECD, 2002), and from the ECHA database that provides information on chemicals that have been registered under the EU REACH (ECHA). Where possible, study quality was evaluated using the Klimisch scoring system (Klimisch *et al.*, 1997).

### I. SUBSTANCE IDENTIFICATION

Chemical Name (IUPAC): Glycerol

CAS RN: 56-81-5

Molecular formula:  $C_3H_8O_3$

Molecular weight: 92.09

Synonyms: Glycerine; glycerin; glycerol; glycylic alcohol; 1,2,3-propanetriol; trihydroxypropane

SMILES: C(C(CO)O)O

### II. PHYSICO-CHEMICAL PROPERTIES

Table 1: Overview of the Physico-chemical Properties of Glycerine

Property	Value	Klimisch score	Reference
Physical state at 20°C and 101.3 kPa	Clear, water-white, viscous, sweet-tasting hygroscopic liquid.	2	ECHA
Melting Point	18.17°C	2	ECHA
Boiling Point	290°C	2	ECHA
Density	1.2611 g/ml or g/cm <sup>3</sup> @ 20°C	2	ECHA
Vapor Pressure	<0.001 mm Hg at room temperature	2	ECHA
Partition Coefficient (log $K_{ow}$ )	-1.75 @ 25°C (measured)	2	ECHA



Property	Value	Klimisch score	Reference
Water Solubility	Completely miscible @ 25°C	2	ECHA
Flash Point	195.6°C; 177°C; 199°C	2	ECHA
Auto flammability	370°C; 429°C	2	ECHA
Viscosity	1.41 Pa s @ 20°C	2	ECHA

### III. ENVIRONMENTAL FATE PROPERTIES

#### A. Summary

Glycerine is readily biodegradable. It is not expected to bioaccumulate. Based on the estimated  $K_{oc}$  value, glycerine is expected to be highly mobile in sediment and soil.

#### B. Biodegradation

Glycerine was readily biodegradable in an OECD 301D test. Degradation was 57% after 5 days, 84% after 15 days, and 92% after 30 days (OECD, 2002) [Kl. score = 2].

#### C. Environmental Distribution

##### Adsorption/desorption

No experimental data are available for glycerine. Using KOCWIN in EPISUITE™ (EPA, 2017), the estimated  $K_{oc}$  value from  $\log K_{ow}$  is 0.1345 L/kg. The estimated  $K_{oc}$  value from the molecular connectivity index (MCI) is 1 L/kg.

#### D. Bioaccumulation

No bioconcentration studies have been conducted on glycerine. Glycerine is not expected to bioaccumulate based on the experimental  $\log K_{ow}$  of -1.75 (ECHA).

### IV. HUMAN HEALTH HAZARD ASSESSMENT

#### A. Summary

Glycerine has virtually no acute toxicity by the oral and dermal routes. It is non-irritating to the skin and eye and is not a skin sensitizer. No systemic toxicity was seen in animals repeatedly



exposed by the dermal and inhalation routes, but liver effects were seen in rats given very high doses in the diet. Glycerine is not genotoxic. Lifetime dietary studies showed no carcinogenic effects in rats. No reproductive or developmental effects were seen in animals given high doses of glycerine in the diet.

## **B. Toxicokinetics/Metabolism**

Glycerol is an intermediate in carbohydrate and lipid metabolism in living organisms.

## **C. Acute Toxicity**

The oral LD<sub>50</sub> values are >5,000 to 58,400 mg/kg in rats, 4,250 to 38,000 mg/kg in mice, 7,750 and 10,000 mg/kg in guinea pigs (OECD, 2002). The oral LD<sub>50</sub> value of 4,250 mg/kg in mice is not consistent with the range of values found in the available literature and is considered unreliable because of the lack of documentation of the study (OECD, 2002).

All rats died following a 2-hour exposure to saturated vapors of glycerine, while there was no mortality when the exposure was for only one hour (ECHA) [KI. score = 2].

No deaths were seen in rabbits following dermal application for 8 hours under occlusive conditions. The dermal LD<sub>50</sub> is >18,700 mg/kg (Hine *et al.*, 1953).

## **D. Irritation**

Application of 0.5 ml glycerine to the skin of rabbits for 24 hours under occlusive conditions was not irritating (Weil and Scala, 1971; ECHA). [KI. score = 2]

Instillation of 0.1 ml glycerine into the eyes of rabbits was non-irritating (Weil and Scala, 1971; ECHA).

## **E. Sensitization**

Male guinea pigs were given ten 0.1 mL injections of a 0.1% solution of synthetic or natural glycerine in isotonic saline every other day over 20 days. Following a two-week period, an 0.05 mL injection was given of the 0.1% glycerine solution. There was no sensitizing response (Hine *et al.*, 1953).

## **F. Repeated Dose Toxicity**

### Oral

Male and female rats were given in their feed 0, 5, or 20% glycerine for 90 days. Glycerine samples from different companies were compared in separate groups of animals. Body weight



gain was higher in the treated rats compared to the controls. The 20% males had increased liver weights relative to body weights with histopathologic changes of generalized cloudy swelling and hypertrophy of the parenchymal cells. The 20% females showed increased relative liver weights, but had generalized cloudy swelling in the liver. For the liver changes, there were no differences between the three glycerine samples. Relative heart weights were significantly reduced in the 20% females from one glycerine sample, and relative kidney weights were increased in the 20% females from another glycerine sample; these changes were not accompanied by histopathological changes. The NOAEL for this study is 5% glycerine in the diet, which corresponds to an estimated daily intake of 4,580 and 6,450 mg/kg-day for males and females, respectively (ECHA). [Kl. score = 2]

Male and female Long-Evans rats were given in their feed 0, 5, 10, or 20% glycerine for two years (the 20% group were for 1 year only). The estimated daily intakes are 0, 2,000, 4,000, and 8,000 mg/kg-day for males; and 0, 2,500, 5,000, and 10,000 mg/kg-day for females. Treatment was discontinued after one year for the 20% animals for reasons that were not stated in the report. Data on mortality and clinical observations were not reported. There was a slight increase in food consumption in the  $\geq 5\%$  group males. No adverse effects were reported in males or females at any dose level. The NOAEL is 20% glycerine in the diet, which corresponds to 8,000 and 10,000 mg/kg-day for males and females, respectively (Hine et al., 1983; ECHA). [Kl. score = 2]

Female rats were given in their drinking water 0, 5% synthetic glycerine, or 5% natural glycerine for 6 months. There were no difference between the two glycerine samples. The treated rats gained more weight over the treatment period than the controls. There were no treatment-related hematological changes, and there were mild treatment-related kidney effects, as indicated by calcified masses in tubules near the junction of the cortex and medulla (Anderson et al., 1950; ECHA). [Kl. score = 2]

### Inhalation

Male and female SD rats were exposed by inhalation (nose-only) to 0, 33, 165, or 660 mg/m<sup>3</sup> of aerosolized glycerine 6 hours/day, 5 days/week for 13 weeks. The mass median aerodynamic diameter (MMAD) was <2.0  $\mu$ m (respirable). The only effect seen was localized irritation of the upper respiratory tract. The NOAEC for systemic toxicity is 660 mg/m<sup>3</sup>, the highest exposure concentration tested. The NOAEC for localized effects (irritation) is 167 mg/m<sup>3</sup> (Renne, 1992; ECHA). [Kl. score = 2]

### Dermal

Rabbits were given dermal applications of 0.5 to 5.4 ml/kg glycerine 8 hours/day for 45 weeks. No effects including irritation were noted. The NOAEL is 5.4 ml/kg, which is calculated to be 5,040 mg/kg-day (ECHA). [Kl. score = 2]



## G. Genotoxicity

### *In Vitro* Studies

The results of the *in vitro* studies on glycerine are presented below in Table 2.

**Table 2: *In Vitro* Genotoxicity Studies on Glycerine**

Test System	Results*		Klimisch Score	Reference
	-S9	+S9		
Bacterial reverse mutation ( <i>S. typhimurium</i> strains)	-	-	2	Haworth <i>et al.</i> , 1983; ECHA
Bacterial reverse mutation ( <i>S. typhimurium</i> strains)	-	-	2	Doolittle <i>et al.</i> , 1988; ECHA
Mammalian cell gene mutation (CHO cells)		-	2	Doolittle <i>et al.</i> , 1988; ECHA
Sister chromatid exchange (human lymphocytes)	-	-	2	Doolittle <i>et al.</i> , 1988; ECHA
Unscheduled DNA synthesis (rat hepatocytes)	-	-	2	Doolittle <i>et al.</i> , 1988; ECHA
Chromosomal aberrations (CHO cells)	-	-	2	Doolittle <i>et al.</i> , 1988; ECHA

\*+, positive; -, negative

### *In Vivo* Studies

No studies are available.

## H. Carcinogenicity

### Oral

Male and female Long-Evans rats were given in their feed 0, 5, 10, or 20% glycerine for two years (the 20% group were for 1 year only). The estimated daily intakes are 0, 2,000, 4,000, and 8,000 mg/kg-day for males; and 0, 2,500, 5,000, and 10,000 mg/kg-day for females. Treatment was discontinued after one year for the 20% animals for reasons that were not stated in the report. Data on mortality and clinical observations were not reported. The tumor incidences were similar between treated and control animals (Hine *et al.*, 1953; ECHA). [KI. score = 2]



## **I. Reproductive Toxicity**

In a two-generation reproductive toxicity study, male and female rats were dosed by oral gavage with 0 or 20% glycerine solution (in water). There were no treatment-related effects on growth, reproductive performance, fertility, and no histopathological changes in the tissues examined. The NOAEL for this study is 20% glycerine in water, which the daily intake was estimated to be 2,000 mg/kg-day (OECD, 2002; ECHA). [Kl. score = 2]

## **J. Developmental Toxicity**

Pregnant female Wistar rats were dosed by oral gavage with 0, 13.1, 60.8, 282, or 1,310 mg/kg-day glycerine during gestational days 6 to 15. There was no maternal or developmental toxicity. The NOAEL for maternal and developmental toxicity is 1,310 mg/kg-day, the highest dose tested (ECHA). [Kl. score = 2]

Pregnant female CD-1 mice were dosed by oral gavage with 0, 12.8, 59.4, 276, or 1,280 mg/kg-day glycerine during gestational days 6 to 15. There was no maternal or developmental toxicity. The NOAEL for maternal and developmental toxicity is 1,280 mg/kg-day, the highest dose tested (ECHA). [Kl. score = 2]

Pregnant female Dutch rabbits were dosed by oral gavage with 0, 11.8, 54.8, 254.5, or 1,180 mg/kg-day glycerine during gestational days 6 to 18. There was no maternal or developmental toxicity. The NOAEL for maternal and developmental toxicity is 1,280 mg/kg-day, the highest dose tested (ECHA). [Kl. score = 2]

## **V. DERIVATION OF TOXICOLOGICAL REFERENCE AND DRINKING WATER GUIDANCE VALUES**

The toxicological reference values developed for glycerine follow the methodology discussed in enHealth (2012). The approach used to develop drinking water guidance values is described in the Australian Drinking Water Guidelines (ADWG, 2011).

### **A. Non-Cancer**

#### Oral

Liver effects were seen in male and female rats in a 90-day dietary study, with a NOAEL of 5% glycerine in the diet. This dose corresponds to an estimate daily intake of 4,580 and 6,450 mg/kg-day for males and females, respectively (ECHA). In a two-year dietary study, no effects were seen in male or female rats at a dose of 20% glycerine in the diet. It should be noted, however, that the treatment at the dietary level of 20% was for only one year, while the lower doses (5 and 10%) were for two years. No liver effects were noted at any dose level. The NOAEL for the two-year dietary study is the 20% dietary level which corresponds to estimated daily intakes of 8,000 and 10,000 mg/kg-day, for males and females, respectively (Hines et al., 1953; ECHA).



The NOAEL of 4,580 mg/kg-day from the males rats in the 90-day dietary study will be used for determining the oral Reference dose (RfD) and the drinking water guidance value.

#### *Oral Reference Dose (oral RfD)*

$$\text{Oral RfD} = \text{NOAEL} / (\text{UF}_A \times \text{UF}_H \times \text{UF}_L \times \text{UF}_{\text{Sub}} \times \text{UF}_D)$$

Where:

$\text{UF}_A$  (interspecies variability) = 10

$\text{UF}_H$  (intraspecies variability) = 10

$\text{UF}_L$  (LOAEL to NOAEL) = 1

$\text{UF}_{\text{Sub}}$  (subchronic to chronic) = 10

$\text{UF}_D$  (database uncertainty) = 1

$$\text{Oral RfD} = 4,580 / (10 \times 10 \times 1 \times 10 \times 1) = 4,580 / 1,000 = \underline{4.6 \text{ mg/kg-day}}$$

#### *Drinking water guidance value*

Drinking water guidance value = (animal dose) x (human weight) x (proportion of intake from water) / (volume of water consumed) x (safety factor)

Using the oral RfD,

Drinking water guidance value = (oral RfD) x (human weight) x (proportion of water consumed) / (volume of water consumed)

where:

Human weight = 70 kg (ADWG, 2011)

Proportion of water consumed = 10% (ADWG, 2011)

Volume of water consumed = 2L (ADWG, 2011)

$$\text{Drinking water guidance value} = (4.6 \times 70 \times 0.1) / 2 = \underline{16 \text{ mg/L}}$$

## **B. Cancer**

Glycerine was not carcinogenic to rats in a two-year dietary study. Therefore, a cancer reference value was not derived.

## **VI. HUMAN HEALTH HAZARD ASSESSMENT OF PHYSICO-CHEMICAL PROPERTIES**

Glycerine does not exhibit the following physico-chemical properties:

- Explosivity
- Flammability
- Oxidizing potential



## VII. ENVIRONMENTAL HAZARD ASSESSMENT

### A. Summary

Glycerine is of low toxicity concern to aquatic organisms.

### B. Aquatic Toxicity

#### Acute Studies

Table 3 lists the results of acute aquatic toxicity studies on glycerine.

**Table 3: Acute Aquatic Toxicity Studies on Glycerine**

Test Species	Endpoint	Results (mg/L)	Klimisch score	Reference
<i>Oncorhynchus mykiss</i>	96-h LC <sub>50</sub>	54,000	2	ECHA
Sheepshead minnow	96-h LC <sub>50</sub>	>11,000	2	ECHA
<i>Daphna magna</i>	24-h EC <sub>50</sub>	>10,000	2	ECHA
<i>Scenedesmus quadricauda</i>	8-d EC <sub>0</sub>	>10,000	2	Bringmann, 1980; OECD, 2002

#### Chronic Studies

No studies are available.

### C. Terrestrial Toxicity

No studies are available.

### D. Calculation of PNEC

The PNEC calculations for glycerine follow the methodology discussed in DEWHA (2009).





### PNEC water

Experimental results are available for three trophic levels, although the data on algae cannot be used for determining a PNEC value. Acute E(L)C<sub>50</sub> values are available for fish (>11,000 mg/L) and *Daphnia* (>10,000 mg/L). On the basis that the data consists of short-term results from two trophic levels, an assessment factor of 100 has been applied to the lowest reported E(L)C<sub>50</sub> value of 10,000 mg/L for *Daphnia*. The PNEC<sub>aquatic</sub> is 100 mg/L.

### PNEC sediment

There are no toxicity data for sediment-dwelling organisms. Therefore, the PNEC<sub>sed</sub> was calculated using the equilibrium partitioning method. The PNEC<sub>sed</sub> is 64 mg/kg sediment wet weight.

The calculations are as follows:

$$\begin{aligned} \text{PNEC}_{\text{sed}} &= (K_{\text{sed-water}}/\text{BD}_{\text{sed}}) \times 1000 \times \text{PNEC}_{\text{water}} \\ &= (0.82/1280) \times 1000 \times 100 \\ &= 64 \end{aligned}$$

Where:

$K_{\text{sed-water}}$  = suspended matter-water partition coefficient (m<sup>3</sup>/m<sup>3</sup>)

$\text{BD}_{\text{sed}}$  = bulk density of sediment (kg/m<sup>3</sup>) = 1,280 [default]

$$\begin{aligned} K_{\text{sed-water}} &= 0.8 + [0.2 \times K_{\text{p}_{\text{sed}}}/1000 \times \text{BD}_{\text{solid}}] \\ &= 0.8 + [0.2 \times 0.04/1000 \times 2400] \\ &= 0.82 \end{aligned}$$

Where:

$K_{\text{p}_{\text{sed}}}$  = solid-water partition coefficient (L/kg).

$\text{BD}_{\text{solid}}$  = bulk density of the solid phase (kg/m<sup>3</sup>) = 2,400 [default]

$$\begin{aligned} K_{\text{p}_{\text{sed}}} &= K_{\text{oc}} \times f_{\text{oc}} \\ &= 1 \times 0.04 \\ &= 0.04 \end{aligned}$$

Where:

$K_{\text{oc}}$  = organic carbon normalized distribution coefficient (L/kg). The  $K_{\text{oc}}$  for glycerol calculated from EPISUITE™ using MCI is 1 L/kg.

$f_{\text{oc}}$  = fraction of organic carbon in sediment = 0.04 [default].



### PNEC soil

There are no toxicity data for terrestrial or soil organisms. Therefore, the PNEC<sub>soil</sub> was calculated using the equilibrium partitioning method. The PNEC<sub>soil</sub> is 1.3 mg/kg soil dry weight.

The calculations are as follows:

$$\begin{aligned} \text{PNEC}_{\text{soil}} &= (\text{Kp}_{\text{soil}}/\text{BD}_{\text{soil}}) \times 1000 \times \text{PNEC}_{\text{water}} \\ &= (0.02/1500) \times 1000 \times 100 \\ &= 0.13 \end{aligned}$$

Where:

Kp<sub>soil</sub> = soil-water partition coefficient (m<sup>3</sup>/m<sup>3</sup>)

BD<sub>soil</sub> = bulk density of soil (kg/m<sup>3</sup>) = 1,500 [default]

$$\begin{aligned} \text{Kp}_{\text{soil}} &= \text{K}_{\text{oc}} \times \text{f}_{\text{oc}} \\ &= 1 \times 0.02 \\ &= 0.02 \end{aligned}$$

Where:

K<sub>oc</sub> = organic carbon normalised distribution coefficient (L/kg). The K<sub>oc</sub> for glycerol calculated from EPISUITE™ using MCI is 1 L/kg.

f<sub>oc</sub> = fraction of organic carbon in soil = 0.02 [default].

## **VIII. PBT Assessment**

The methodology for the Persistent, Bioaccumulative and Toxic (PBT) substances assessment is based on the Australian and EU Reach Criteria methodology (DEWHA, 2009; ECHA, 2008).

Glycerine is readily biodegradable and thus does not meet the screening criteria for persistence.

No bioconcentration studies are available for glycerine. The measured log K<sub>ow</sub> for glycerine is -1.75; thus glycerine does not meet the screening criteria for bioaccumulation.

The acute E(L)C<sub>50</sub> values for glycerine in fish, invertebrates, and algae are >1 mg/L. Thus glycerine does not meet the screening criteria for toxicity.

The overall conclusion is that glycerine is not a PBT substance.

## **IX. CLASSIFICATION AND LABELING**

### **A. Classification**

Not classified.



## **B. Labelling**

No signal word.

## **C. Pictogram**

None.

## **X. SAFETY AND HANDLING**

### **A. FIRST AID**

#### Eye Contact

In case of contact, immediately flush eyes with plenty of water for at least 15 minutes.

#### Skin Contact

Wash thoroughly with soap and water.

#### Inhalation

If inhaled, remove from area to fresh air. Get medical attention if respiratory irritation develops or if breathing becomes difficult.

#### Ingestion

Rinse mouth with water and then drink plenty of water. Never give anything by mouth to an unconscious person.

### **B. FIRE FIGHTING INFORMATION**

#### Extinguishing Media

Water spray, carbon dioxide, foam, dry chemical.

#### Specific Exposure Hazards

May emit toxic fumes under fire conditions. Depending on conditions, decomposition products may include the following: carbon monoxide, carbon dioxide.

#### Special Protective Equipment for Firefighters

Wear self-contained breathing apparatus for fire fighting.

### **C. ACCIDENTAL RELEASE MEASURES**

#### Personal Precautions

Use appropriate protective equipment. Ensure adequate ventilation. Do not breathe vapors, mists, or gas.



#### Environmental Precautions

Prevent from entering sewers, waterways, or low areas.

#### Steps to be Taken if Material is Released or Spilled

Soak up with inert absorbent material and dispose of as hazardous waste.

### **D. STORAGE AND HANDLING**

#### General Handling

No special measures necessary provided product is used correctly.

#### Other Handling Precautions

Avoid inhalation of vapor or mist.

#### Storage

Keep container tightly closed and in a dry and well-ventilated place. Keep in a cool place.

### **E. EXPOSURE CONTROLS / PERSONAL PROTECTION**

#### Occupational Exposure Standards

Workplace Australia has not established an occupational exposure standard for glycerine.

#### Engineering Controls

None

#### Personal Protection Equipment

##### *Respiratory Protection:*

Respiratory protection is not required.

##### *Hand Protection:*

Chemical resistant protective gloves.

##### *Skin Protection:*

Body protection must be chosen depending on activity and possible exposure.

##### *Eye protection:*

Safety glasses with side-shields.

##### *Other Precautions:*

Handle in accordance with good industrial hygiene and safety practice. Wearing of closed work clothing is recommended.



## **F. TRANSPORT INFORMATION**

Glycerol is not considered hazardous for purposes of transportation by road or rail. An Australian Dangerous Goods code is not required.

## **XI. DISPOSAL**

Disposal should be in accordance with all local, state, and federal regulations.

## **XII. REGULATORY INFORMATION**

Australian AICS Inventory: Listed.

## **XIII. REFERENCES**

- ADWG (2011). National Water Quality Management Strategy. Australian Drinking Water Guidelines, Section 6, Australian Government, National Health and Medical Research Council, Natural Resource Management Ministerial Council.
- Anderson, R.C., Harris, P.N., and Chen, K.K. (1950). Toxicological studies on synthetic glycerin. J. Am. Pharm. Assoc. 39: 583-585.
- Bringmann, G., and Kuehn, R. (1980). Comparison of the toxicity thresholds of water pollutants to bacteria, algae, and protozoa in the cell multiplication inhibition test. Water. Res. 14: 231-241.
- Department of the Environment, Water, Heritage and the Arts [DEWHA] (2009). Environmental risk assessment guidance manual for industrial chemicals, Department of the Environment, Water, Heritage and the Arts, Commonwealth of Australia.
- Doolittle, D., Lee, D.A., and Lee, C.K. (1988). The genotoxic activity of glycerol in an *in vitro* test battery. Food Chem. Toxicol. 26: 631-635.
- ECHA. ECHA REACH database: <http://echa.europa.eu/information-on-chemicals/registered-substances>
- enHealth Human Risk Assessment [HHRA] (2012). Environmental Health Risk Assessment, Guidelines for Assessing Human Health Risks from Environmental Hazards. Office of Health Protection of the Australian Government Department of Health.
- European Chemicals Agency [ECHA] (2008). Guidance on Information Requirements and Chemical Safety Assessment, Chapter R11: PBT Assessment, European Chemicals Agency, Helsinki, Finland.



- Haworth, S. *et al.* (1983). Salmonella mutagenicity test results for 250 chemicals. Environ. Mutagen. Suppl. 1: 3-142.
- Hine, C.H., Anderson, H.H., Moon, H.D., Dunlap, M.K., and Morse, M.S. (1953). Comparative toxicity of synthetic and natural glycerin. AMA Arch. Ind. Hyg. Occup. Med. 7: 282-291.
- Klimisch, H.J., Andreae, M., and Tillmann, U. (1997). A systematic approach for evaluating the quality of experimental and toxicological and ecotoxicological data. Regul. Toxicol. Pharmacol. 25:1-5.
- OECD (2002). SIDS Initial Assessment Report (SIAR) and IUCLID Data Set on Glycerol (CAS No. 56-81-5), UNEP Publications. Available at: <http://www.inchem.org/documents/sids/sids/56815.pdf>.
- Renne, R. (1992). 2-Week and 13-week inhalation studies of aerosolized glycerol in rats. Inhal. Toxicol. 4: 95-111.
- U.S. Environmental Protection Agency [EPA] (2017). EPISuite™ v. 4.11, United States Environmental Protection Agency, Office of Pollution Prevention and Toxics and Syracuse Research Corporation. Available at: <https://www.epa.gov/tsca-screening-tools/epi-suite™-estimation-program-interface>.
- Weil, C.S., and Scala, R.A. (1971). Study of intra- and interlaboratory variability in the results of rabbit eye and skin irritation tests. Toxicol. Appl. Pharmacol. 19: 276-360.



## GUAR GUM

This dossier on guar gum does not represent an exhaustive or critical review of all available data. Rather, it presents the most critical studies pertinent to the risk assessment of guar gum in its use in drilling muds and hydraulic fracturing fluids. Where possible, study quality was evaluated using the Klimisch scoring system (Klimisch *et al.*, 1997).

### I. SUBSTANCE IDENTIFICATION

Chemical Name: Guar Gum

CAS RN: 9000-30-0

Molecular weight: 200,000 to 300,000 daltons (Glickman, 1969)

Guar gum (CAS No. 9000-30-0) is a resinous material derived from milled endosperm from guar beans of the legume *Cyamopsis tetragonolobus*. Structurally, it is a galactomannan (high molecular weight carbohydrate polymer) consisting of a main chain of D-mannose with a side chain of D-galactose at approximately every second mannose unit. The mannose units are  $\beta$ -(1-4) linked, and the single D-galactose units are joined to the main chain by  $\alpha$ -(1-6) linkages.

### II. PHYSICO-CHEMICAL PROPERTIES

It is a beige powder.

### III. ENVIRONMENTAL FATE PROPERTIES

Guar gum is a carbohydrate polymer consisting of D-mannose and D-galactose sugars from the guar plant or cluster bean. It is expected to be readily biodegradable and not bioaccumulate.

### IV. HUMAN HEALTH HAZARD ASSESSMENT

#### A. Summary

Guar gum exhibits very low acute toxicity by the oral route. It is non-irritating to the skin and minimally irritating to the eyes. Repeated dose toxicity studies in rats showed minimal toxicity from exposure to guar gum in the diet. Guar gum is not genotoxic or carcinogenic. Oral exposure to guar gum did not affect fertility in rats; nor was there any indication of developmental toxicity in either rats or mice.



## **B. Acute Toxicity**

The oral LD<sub>50</sub> in rats was reported to be 7,060 mg/kg (Graham *et al.*, 1981). [Kl. score = 2]

## **C. Irritation**

Guar gum is non-irritating to the skin and minimally irritating to the eyes (McCarty *et al.*, 1990).

## **D. Sensitization**

There were reports of workers sensitized to guar gum in a carpet-manufacturing plant. Immediate skin reactivity to guar gum was observed in 8 out of 162 employees, and 11 of 133 participants had serum IgE antibodies to guar gum. These findings are difficult to interpret since carbohydrates, such as guar gum, are generally not associated with allergenicity (Maio, 1986).

## **E. Repeated Dose Toxicity**

### Oral

Male and female Osborne-Mendel rats were given diets containing 0, 1, 2, 4, 7.5, or 15% guar gum for 91 days. The average daily intakes are: 0, 580, 1,187, 2,375, 4,561, and 10,301 mg/kg-day for males; and 0, 691, 1,362, 2,762, 5,770, and 13,433 mg/kg-day for females. There were no deaths during the study. Body weights were significantly decreased in the  $\geq 1\%$  females and the  $\geq 7.5\%$  males; biologically significant changes ( $>10\%$ ) were seen in the 7.5% females and the 15% males. Liver weights were decreased in the  $\geq 1\%$  dietary groups. Kidney weights were decreased in the  $\geq 7.5\%$  dietary groups and were borderline significant in the 4% group. The 15% group males had reduced bone marrow cellularity; although the level was within normal limits, several of the rats were at the lower end of the normal range. The NOAEL for this study is 4% in the diet or 2,762 mg/kg-day based on reduced body weights in the female rats (Graham *et al.*, 1981). [Kl. score = 2]

Male and female F344 rats and B6C3F<sub>1</sub> mice were given diets containing 0, 6,300, 12,500, 25,000, 50,000 or 100,000 ppm guar gum for 13 weeks. Mean body weights were decreased in the 100,000 ppm male rats and in the  $\geq 50,000$  ppm female mice. A dose-related decrease in feed consumption was observed for male and female rats; male and female mice were comparable or higher than that of controls. There were no compound-related clinical signs or histopathological effects. The NOAELs for this study





is 50,000 and 25,000 ppm for rats and mice, respectively. Using the fraction of body weight that rats and mice consume per day as food (0.05 and 0.13, respectively; U.S. EPA), the NOAELs corresponds to 2,500 mg/kg-day for rats and 3,250 mg/kg-day for mice (NTP, 1982). [Kl. score = 2]

Male and female F344 rats and B6C3F<sub>1</sub> mice were given diets containing 0, 25,000 ppm or 50,000 ppm guar gum for 103 weeks. Mean body weights of the high-dose females were lower than those of the controls after week 20 for mice and week 40 for rats. No compound-related clinical signs or adverse effects on survival were observed. Feed consumption by dosed rats and mice of either sex was lower than that of controls. There were no non-neoplastic histopathological effects in either rats or mice that were treatment-related. The NOAEL for both rats and mice is 25,000 ppm. Using the fraction of body weight that rats and mice consume per day as food (0.05 and 0.13, respectively; U.S. EPA), the NOAELs corresponds to 1,250 mg/kg-day for rats and 3,250 mg/kg-day for mice (NTP, 1982). [Kl. score = 2]

#### Inhalation

No studies are available.

#### Dermal

No studies are available.

### **F. Genotoxicity**

#### *In Vitro* Studies

Guar gum was not mutagenic to *S. typhimurium* strains TA 97, TA 98, TA 100, TA 102, TA 104, TA 1535, TA 1537, and TA1538 in the presence or absence of metabolic activation (Zeiger *et al.*, 1992). [Kl. score = 2]

#### *In Vivo* Studies

Guar gum was inactive in a rat bone marrow cytogenetic assay at doses up to 5,000 mg/kg (CIR, 2015). [Kl. score = 4]

In a rat dominant lethal mutation test, rats were dosed by oral gavage with either a single or multiple doses of up to 5,000 mg/kg guar gum. There was no indication of a mutagenic effect by guar gum (Lee *et al.*, 1981). [Kl. score = 2]



## **G. Carcinogenicity**

Male and female F344 rats were given diets containing 0, 25,000 ppm, or 50,000 ppm guar gum for 103 weeks in a NTP chronic bioassay. There were increased incidences of adenomas of the pituitary in male rats and pheochromocytomas of the adrenal medulla in female rats that were statistically significant, but these differences were considered to be unrelated to guar gum administration. When pituitary adenomas or carcinomas and when pheochromocytomas or malignant pheochromocytomas were combined, the statistical differences disappeared. NTP concluded that, under conditions of this bioassay, guar gum was not carcinogenic for F344 rats (NTP, 1982). [Kl. score = 2]

Male and female B6C3F<sub>1</sub> mice were given diets containing 0, 25,000, or 50,000 ppm guar gum for 103 weeks in a NTP chronic bioassay. Hepatocellular carcinomas occurred in treated male mice at incidences that were significantly lower than that in controls. The combined incidence of male mice with either hepatocellular adenomas or carcinomas was also significantly lower in the high-dose group. NTP concluded that, under conditions of this bioassay, guar gum was not carcinogenic for B6C3F<sub>1</sub> mice (NTP, 1982). [Kl. score = 2]

## **H. Reproductive Toxicity**

### Oral

Male and female Osborne-Mendel rats were fed diets containing 0, 1, 3, 4, 7.5, or 15% guar gum for 13 weeks before mating, during mating and throughout gestation. The daily intakes for the female rats during gestation were 0, 700, 1,400, 2,700, 5,200, or 11,800 mg/kg-day. Fertility was unaffected by treatment. There were slightly fewer corpora lutea and implantations in the 15% dietary group, but implantation efficiency was unaffected. The NOAEL for reproductive toxicity is 5,200 mg/kg-day (Collins *et al.*, 1987). [Kl. score = 2]

## **I. Developmental Toxicity**

### Oral

Male and female Osborne-Mendel rats were fed diets containing 0, 1, 3, 4, 7.5, or 15% guar gum for 13 weeks before mating, during mating and throughout gestation. The daily intake for the female rats during gestation were 0, 700, 1,400, 2,700, 5,200, or 11,800 mg/kg-day. There were no deaths during the study. In the 15% group, the number of viable fetuses per litter were slightly reduced, but was not statistically significantly different from controls. The authors indicated that the reduction may have been an effect of the decreased number of corpora lutea because the number of



resorptions was unaffected in this treatment group. There was no treatment-related effect on fetal development or sex distribution, and there were no teratogenic effects (Collins *et al.*, 1987). [Kl. score = 2]

Pregnant female rats were dosed by oral gavage with 0, 9, 42, 200, or 900 mg/kg guar gum on GD 6 to 15. There was no maternal or developmental toxicity at any dose level. The NOAEL for maternal and developmental toxicity is 900 mg/kg-day (FDRL, 1973). [Kl. score = 2]

Pregnant female CD-1 mice were dosed by oral gavage with 0, 8, 37, 170, or 800 mg/kg guar gum on GD 6 to 15. A significant number of deaths (6 out of 29) occurred in the 800 mg/kg dose group. There were indications of maternal toxicity in the surviving high-dose dams. There was no developmental toxicity at any dose level. The NOAELs for maternal and developmental toxicity are 170 and 800 mg/kg-day, respectively (FDRL, 1973). [Kl. score = 2]

## **V. DERIVATION OF TOXICOLOGICAL REFERENCE AND DRINKING WATER GUIDANCE VALUES**

The toxicological reference values developed for guar gum follow the methodology discussed in enHealth (2012). The approach used to develop drinking water guidance values is described in the Australian Drinking Water Guidelines (ADWG, 2011).

### **A. Non-Cancer**

#### Oral

In a two-year NTP chronic bioassay, female rats and mice given 50,000 ppm guar gum in their feed had lower body weights. There were no treatment-related non-neoplastic lesions in either rats or mice. The NOAEL for this study is 25,000 ppm for rats and mice, which corresponds to 1,250 mg/kg-day for rats and 3,250 mg/kg-day for mice.

The NOAEL of 1,250 mg/kg-day will be used for determining the oral Reference dose (RfD) and the drinking water guidance value.

#### *Oral Reference Dose (oral RfD)*

$$\text{Oral RfD} = \text{NOAEL} / (\text{UF}_A \times \text{UF}_H \times \text{UF}_L \times \text{UF}_{\text{Sub}} \times \text{UF}_D)$$

Where:

$\text{UF}_A$  (interspecies variability) = 10

$\text{UF}_H$  (intraspecies variability) = 10



$UF_L$  (LOAEL to NOAEL) = 1

$UF_{Sub}$  (subchronic to chronic) = 1

$UF_D$  (database uncertainty) = 1

Oral RfD =  $1,250 / (10 \times 10 \times 1 \times 1 \times 1) = 1,250 / 100 = \underline{13 \text{ mg/kg-day}}$

#### *Drinking water guidance value*

Drinking water guidance value = (animal dose) x (human weight) x (proportion of intake from water) / (volume of water consumed) x (safety factor)

Using the oral RfD,

Drinking water guidance value = (oral RfD) x (human weight) x (proportion of water consumed) / (volume of water consumed)

where:

Human weight = 70 kg (ADWG, 2011)

Proportion of water consumed = 10% (ADWG, 2011)

Volume of water consumed = 2L (ADWG, 2011)

Drinking water guidance value =  $(13 \times 70 \times 0.1) / 2 = \underline{46 \text{ mg/L}}$

#### **B. Cancer**

Guar gum was not carcinogenic to rats or mice in two-year dietary studies. Thus a cancer reference value was not derived.

### **VI. HUMAN HEALTH HAZARD ASSESSMENT OF PHYSICO-CHEMICAL PROPERTIES**

Guar gum does not exhibit the following physico-chemical properties:

- Explosivity
- Flammability
- Oxidizing potential



## VII. ENVIRONMENTAL HAZARD ASSESSMENT

### A. Summary

Guar gum is a polysaccharide polymer. It has low acute toxicity concern for fish, but exhibits medium or possibly high acute toxicity to invertebrates (*Daphnia*).

### B. Aquatic Toxicity

The 96-hour LC<sub>50</sub> for *Oncorhynchus mykiss* is 218 mg/L (Biesinger *et al.*, 1976). [Kl. score = 2]

The 48-hour and 96-hour LC<sub>50</sub> values for *Daphnia magna* are 42 mg/L and <6.2 mg/L, respectively (Biesinger *et al.*, 1976). [Kl. score = 2]

#### Chronic Studies

No studies are available.

### C. Terrestrial Toxicity

No studies are available.

### D. Calculation of PNEC

The PNEC calculations for guar gum follow the methodology discussed in DEWHA (2009).

#### PNEC water

Experimental results are available for two trophic levels. The acute E(L)C<sub>50</sub> values are available for fish (218 mg/L) and *Daphnia* (<6.2 mg/L). On the basis that the data consists of short-term results from two trophic levels, an assessment factor of 1,000 has been applied to the lowest reported E(L)C<sub>50</sub> value of 6.2 mg/L for *Daphnia*. The PNEC<sub>water</sub> is 0.006 mg/L.

#### PNEC sediment

No experimental toxicity data on sediment organisms are available. The K<sub>ow</sub> and K<sub>oc</sub> of guar gum cannot be calculated using EPISUITE because the molecular weight of guar gum greatly exceeds the limit of 1,000. Thus, the equilibrium partition method cannot be used to determine a PNEC<sub>sediment</sub> and the assessment of this compartment will be covered by the aquatic assessment.



#### PNEC soil

No experimental toxicity data on soil organisms are available. The  $K_{ow}$  and  $K_{oc}$  of guar gum cannot be calculated using EPISUITE because the molecular weight of guar gum greatly exceeds the limit of 1,000. Thus, the equilibrium partition method cannot be used to determine a  $PNEC_{soil}$  and the assessment of this compartment will be covered by the aquatic assessment.

### **VIII. PBT Assessment**

The methodology for the Persistent, Bioaccumulative and Toxic (PBT) substances assessment is based on the Australian and EU Reach Criteria methodology (DEWHA, 2009; ECHA, 2008).

Guar gum is a naturally occurring polysaccharide from the guar plant or cluster bean; it is expected to be readily biodegradable. Thus it is not expected to meet the screening criteria for persistence.

The molecular weight of guar gum ranges from 200,000 to 300,000 daltons and is water-soluble. Thus guar gum is not expected to meet the criteria for bioaccumulation.

The 96-hour  $LC_{50}$  value for *Daphnia* is <6.2 mg/L. Thus guar gum may potentially meet the screening criteria for toxicity.

The overall conclusion is that guar gum is not a PBT substance.

### **IX. CLASSIFICATION AND LABELING**

#### **A. Classification**

[Acute Aquatic Toxicity Category 2]

#### **B. Labelling**

No signal word.

#### **C. Pictogram**

None.



## **X. SAFETY AND HANDLING**

### Eye Contact

In case of contact, immediately flush eyes with plenty of water for at least 15 minutes.

### Skin Contact

Remove contaminated clothing. Wash thoroughly with soap and water.

### Inhalation

If inhaled, remove from area to fresh air. Get medical attention if respiratory irritation develops or if breathing becomes difficult.

### Ingestion

Rinse mouth with water and then drink plenty of water. Never give anything by mouth to an unconscious person.

### Notes to Physician

May cause asthma-like (reactive airways) symptoms.

## **B. FIRE FIGHTING INFORMATION**

### Extinguishing Media

Water spray, carbon dioxide, foam, dry chemical.

### Specific Exposure Hazards

May emit toxic fumes under fire conditions. Depending on conditions, decomposition products may include the following: carbon monoxide, carbon dioxide.

### Special Protective Equipment for Firefighters

Wear self-contained breathing apparatus for fire fighting.

## **C. ACCIDENTAL RELEASE MEASURES**

### Personal Precautions

Avoid dust formation.

### Environmental Precautions

No special environmental precautions required.

### Steps to be Taken if Material is Released or Spilled

Sweep up and dispose in suitable, closed containers.



## **D. STORAGE AND HANDLING**

### General Handling

Avoid creating or inhaling dust.

### Storage

Keep container tightly closed and in a dry and well-ventilated place. Keep in a cool place.

## **E. EXPOSURE CONTROLS / PERSONAL PROTECTION**

### Occupational Exposure Standards

Workplace Australia has not established an occupational exposure standard specifically for guar gum.

### Engineering Controls

Ensure adequate ventilation.

### Personal Protection Equipment

#### *Respiratory Protection:*

Respiratory protection is not required.

#### *Hand Protection:*

Handle with gloves.

#### *Skin Protection:*

Body protection must be chosen depending on activity and possible exposure.

#### *Eye protection:*

Safety glasses with side-shields.

#### *Other Precautions:*

Handle in accordance with good industrial hygiene and safety practice. Eyewash fountains and safety showers must be easily accessible.

## **F. TRANSPORT INFORMATION**

Guar gum is not considered hazardous for purposes of transportation by road or rail. An Australian Dangerous Goods code is not required.





## **XI. DISPOSAL**

Disposal should be in accordance with all local, state, and federal regulations.

## **XII. REGULATORY INFORMATION**

Australian AICS Inventory: Listed.

## **XIII. REFERENCES**

ADWG (2011). National Water Quality Management Strategy. Australian Drinking Water Guidelines, Section 6, Australian Government, National Health and Medical Research Council, Natural Resource Management Ministerial Council.

Biesinger, K.E., Lemke, A.E., Smith, W.E., and Tyo, R.M. (1976). Comparative toxicity of polyelectrolytes to selected aquatic animals. J. Water Pollut. Control Fed. 48: 183-187; cited in U.S. EPA ECOTOX database.

Collins, T.F.X., Welsh, J.J., Black, T.N., Graham, S.L., and O'Donnell, M.W., Jr. (1987). Study of the teratogenic potential of guar gum. Food Chem. Toxicol. 25: 807-814.

Department of the Environment, Water, Heritage and the Arts [DEWHA] (2009). Environmental risk assessment guidance manual for industrial chemicals, Department of the Environment, Water, Heritage and the Arts, Commonwealth of Australia.

ECHA. ECHA REACH database: <http://echa.europa.eu/information-on-chemicals/registered-substances>

enHealth Human Risk Assessment [HHRA] (2012). Environmental Health Risk Assessment, Guidelines for Assessing Human Health Risks from Environmental Hazards. Office of Health Protection of the Australian Government Department of Health.

European Chemicals Agency [ECHA] (2008). Guidance on Information Requirements and Chemical Safety Assessment, Chapter R11: PBT Assessment, European Chemicals Agency, Helsinki, Finland.

Food and Drug Research Laboratories, Inc. [FDRL] (1973). Teratologic evaluation of FDA 71-16 (guar gum) in mice, rats, hamsters, and rabbits. Final report prepared under DHEW contract No. FDA 71-260. Maspeth, NY. NTIS No. PB-223-819/4; cited in CIR (2015).



- Glicksman M. (1969). Gum technology in the Food Industry, pp. 590, Academic Press, New York; cited in Yoon *et al.* (1998).
- Graham, S.L., Arnold, A., Kasza, L., Ruffin, G.E., Jackson, R.C., Watkins, T.L., and Graham, C.H. (1981). Subchronic effects of guar gum in rats. *Fd. Cosmet. Toxicol.* 19: 287-290.
- Johnson, W., Jr., Heldreth, B., Bergfeld, W.F., Belsito, D.V., Hill, R.A., Klaassen, C.D., Liebler, D.C., Marks, J.G., Jr., Shank, R.C., Slaga, T.J., Snyder, P.W., and Andersen, F.A. (2015). Safety assessment of galactomannans as used in cosmetics. *Int. J. Toxicol.* 34(Suppl. 1): 35S-65S.
- Klimisch, H.J., Andreae, M., and Tillmann, U. (1997). A systematic approach for evaluating the quality of experimental and toxicological and ecotoxicological data. *Regul. Toxicol. Pharmacol.* 25:1-5.
- Lee, W.R., Abrahamson, S., Valencia, R., Von Halle, E.S., Wuergler, F.E., and Zimmering, S. (1983). The sex-linked recessive lethal test for mutagenesis in *Drosophila melanogaster*. A report of the U.S. Environmental Protection Agency Gene-Tox Program. *Mutat. Res.* 123: 183-279.
- Maio, J.L., Cartier, A., L'Archevêque, J., Ghezze, H., Soucy, F., Somers, J., and Dolovich, J. (1990). Prevalence of occupational asthma and immunologic sensitization to guar gum among employees at a carpet-manufacturing plant. *J. Allergy Clin. Immunol.* 86: 562-569.
- McCarty, J.D., Weiner, M., Freeman, C., Aguinaldo, E.R., and Fletcher, M.J. (1990). Primary skin and ocular irritation studies on five food additive plant gums. *J. Am. Coll. Toxicol.* 1(1): 50-51.
- NTP (1982). NTP Technical Report on the Carcinogenesis Bioassay of Guar Gum (CAS No. 9000-30-0) in F344 Rats and B6C3F<sub>1</sub> Mice (Feed Study), National Toxicology Program, Research Triangle Park, NC.
- Yoon, S.-J., Chu, D.-C., and Juneja, L.R. (2008) Chemical and physical properties, safety and application of partially hydrolyzed guar gum as dietary fiber. *J. Clin. Biochem. Nutr.* 42: 1-7.
- Zeiger, E., Anderson, B., Haworth, S., Lawlor, T., and Mortelmans, K. (1992). Salmonella mutagenicity tests: V. Results from the testing of 311 chemicals. *Environ. Mol. Mutagen.* 21: 2-141.



## HYDROCHLORIC ACID

This dossier on hydrochloric acid does not represent an exhaustive or critical review of all available data. Rather, it presents the most critical studies pertinent to the risk assessment of hydrochloric acid in its use in drilling muds and in water treatment systems. The majority of information presented in this dossier was obtained from OECD-SIDS documents (OECD, 2002a,b), and the ECHA database that provides information on chemicals that have been registered under the EU REACH (ECHA). Where possible, study quality was evaluated using the Klimisch scoring system (Klimisch et al., 1997).

### I. SUBSTANCE IDENTIFICATION

**Chemical Name (IUPAC):** Chlorane

**CAS RN:** 7647-01-0

**Molecular formula:** HCl

**Molecular weight:** 36.46

**Synonyms:** Hydrochloric acid, HCl, chlorane, hydrogen chloride, muriatic acid, chlorohydric acid,

**SMILES:** Cl

### II. PHYSICO-CHEMICAL PROPERTIES

**Table 1: Overview of the Physico-chemical Properties of Hydrochloric Acid**

Property	Value	Klimisch score	Reference
Physical state at 20°C and 101.3 kPa	Colourless to slightly yellow gas of fuming liquid with pungent, irritating odour.	2	ECHA
Melting Point	-114.22°C	2	ECHA
Boiling Point	-85°C	4	ECHA
Density	1.639 g/L @ 0°C (gas) 1.194 g/mL @ 26°C (liquid)	4	ECHA
Vapour Pressure	4,104 kPa 4,723 kPa @ 25°C	4	ECHA
Partition Coefficient (log K <sub>ow</sub> )	Not applicable	-	-
Water Solubility	Very soluble	4	ECHA
Viscosity	1.7 x 10 <sup>-6</sup> m <sup>2</sup> s @ 20°C	1	ECHA

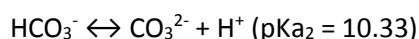
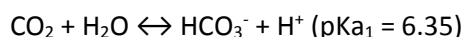
Hydrochloric acid can exist in a gaseous phase at room temperature and pressure. Hydrochloric acid is also very soluble in water and is a strong acid that dissociates completely in water to hydrogen (H<sup>+</sup>) and chloride (Cl<sup>-</sup>) ions.



### III. ENVIRONMENTAL FATE PROPERTIES

Due to its high water solubility and low vapour pressure, hydrochloric acid will be found predominantly in the aquatic environment where it dissociates completely to hydrogen ( $H^+$ ) and chloride ( $Cl^-$ ) ions. Both ions are ubiquitous in the environment (UNEP, 1995).

The addition of hydrochloric acid to an aquatic ecosystem may decrease the pH depending on the buffer capacity of the receiving water. In general, the buffer capacity is regulated by the equilibria between  $CO_2$ ,  $HCO_3^-$  and  $CO_3^{2-}$ :



A release of hydrochloric acid into the aquatic environment from the use of HCl could potentially increase the chloride concentration and decrease the pH in the aquatic environment. Table 2 shows the amount of hydrochloric acid that would need to be added to bicarbonate solutions to obtain pH values of 6.0 and 4.0. The UNEP (1995) study reported that the 10<sup>th</sup> percentile, mean, and the 90<sup>th</sup> percentile of bicarbonate concentrations in 77 rivers in North America, South America, Asia, Africa, Europe, and Oceania were 20, 106, and 195 mg/L, respectively. The data show that the decrease in pH depends on the buffer capacity (bicarbonate concentration) of the receiving water. The calculated values in Table 2 were confirmed experimentally.

**Table 2: Buffer capacity to maintain the pH based on bicarbonate concentration from UNEP monitoring data (de Groot and van Dijk, 2002; taken from OECD, 2002b)**

Initial concentration of $HCO_3^-$	Final pH	Concentration of HCl required to obtain the final pH value
		Calculated [mg/L]
20 mg/L $HCO_3^-$ (10 <sup>th</sup> percentile 77 rivers)	6.0	8.28
	4.0	11.9
106 mg/L $HCO_3^-$ (mean value of 77 rivers)	6.0	43.9
	4.0	63.2
195 mg/L $HCO_3^-$ (90 <sup>th</sup> percentile 77 rivers)	6.0	80.7
	4.0	116.3

$H^+$  and  $Cl^-$  ions will not adsorb on the particulate matter or surfaces and will not accumulate in living tissues (OECD, 2002a,b).

### IV. HUMAN HEALTH HAZARD ASSESSMENT

#### A. Summary

Hydrochloric acid is a corrosive liquid. Depending on the concentration, aqueous solutions of hydrochloric acid (HCl) are either corrosive, irritating, or non-irritating to the skin, eyes, and gastrointestinal tract. Vapours from aqueous solutions of HCl can cause respiratory irritation. HCl is not a skin sensitizer. Subchronic inhalation studies show localised irritation to the upper respiratory tract of rats and mice, but no systemic toxicity. No repeated dose toxicity studies have been conducted by the oral route. Positive findings have been reported in some *in vitro* genotoxicity studies, which are considered to be the result of the pH change in the test system. A lifetime



inhalation study showed no carcinogenicity in rats exposed to HCl. No adequate reproductive or developmental studies have been conducted on HCl.

## **B. Acute Toxicity**

The oral LD<sub>50</sub> values in rats were reported to be 238 to 277 mg/kg and 700 mg/kg (OECD, 2002a,b). [Kl. scores = 2 and 4, respectively]

The lethal dose by dermal exposure is >5,010 mg/kg for rabbits (OECD 2002a,b). [Kl. score = 4]

The LC<sub>50</sub> values in rats for HCl gas are 40,989 and 4,701 ppm for 5 and 30 minutes, respectively (ECHA) [Kl. score = 2]. The LC<sub>50</sub> values in rats for HCl aerosol are 31,008 and 5,666 ppm (45.6 and 8.3 mg/L) for 5 and 30 minutes, respectively (ECHA) [Kl. score = 2].

## **C. Irritation**

Application of a 37% aqueous solution of HCl for 1 or 4 hours was corrosive to the skin of rabbits (OECD, 2002a,b) [Kl. score = 2]. Application of 0.5 mL of a 17% solution of aqueous solution of HCl for 4 hours was corrosive to the skin of rabbits (OECD, 2002a,b) [Kl. score = 3]. Moderate skin irritation was observed in rabbits following an application of 0.5 mL of a 3.3% aqueous solution of HCl for five days; no irritation was observed with 0.5 mL of a 1% aqueous solution (OECD, 2002a,b) [Kl. score = 2]. In humans, an aqueous solution of 4% of HCl was slightly irritating, while a 10% solution was sufficiently irritating to be classified as a skin irritant (OECD, 2002a,b).

Instillation of 0.1 mL of a 10% aqueous solution of HCl to the eyes of rabbits resulted in severe eye irritation (ECHA) [Kl. score = 2]. Instillation of 0.1 mL of a 5% solution of HCl produced corneal opacity, iridial lesions, conjunctival redness and chemosis in 3/3 animals at 1 hour and at day one post-instillation. There was no recovery in any animal and the study was terminated on day two (ECHA) [Kl. score = 1].

## **D. Sensitisation**

Hydrochloric acid was not a skin sensitizer in a guinea pig maximisation test (ECHA). [Kl. score = 2]

## **E. Repeated Dose Toxicity**

### Oral

No adequate studies were located.

### Inhalation

Male and female SD rats and F344 rats were exposed by inhalation to 0, 10, 20, or 50 ppm 6 hours/day, 5 days/week for up to 90 days. Clinical signs were mainly indicative of the irritant/corrosive nature of HCl. Body weights were significantly decreased in the 50 ppm male F344 rats. There were no treatment-related effects on the haematology or clinical chemistry parameters or urinalysis. At study termination, heart, kidney and testes weights were increased in the 100 and/or 50 ppm groups; these changes were considered to be mainly related to the treatment-related effect on body weight. Histopathological examination showed minimal to mild rhinitis in the  $\geq 20$  ppm dose groups of both strains of rats (both sexes). The NOAELs for systemic toxicity and localised irritation (site-of-contact) are 20 and 10 ppm, respectively (ECHA). [Kl. score = 1]



Male and female B6C3F<sub>1</sub> mice were exposed by inhalation to 0, 10, 20, or 50 ppm HCl, 6 hours/day, 5 days/week for up to 90 days. Clinical signs were mainly indicative of the irritant/corrosive nature of HCl. Body weights were significantly decreased in the 50 ppm groups. At study termination, absolute liver weights were decreased in the 50 ppm males. Histopathologic examination showed only eosinophilic globules in the nasal epithelium in the 50 ppm animals. The NOAEL for this study is 20 ppm (ECHA). [Kl. score = 1]

Male SD rats were exposed by inhalation to 0 or 10 ppm HCl 6 hours/day, 5 days/week for 128 weeks. Survival and body weights were similar between treated and control groups. There was a higher incidence of hyperplasia of the larynx compared to control, but no serious irritating effects of the nasal epithelium (ECHA). [Kl. score = 2]

#### Dermal

No studies were located.

### **F. Genotoxicity**

#### In Vitro Studies

Table 3 presents the *in vitro* genotoxicity studies on hydrochloric acid.

**Table 3: In Vitro Genotoxicity Studies on Hydrochloric Acid**

Test System	Results <sup>a</sup>		Klimisch Score	Reference
	-S9	+S9		
Bacterial reverse mutation ( <i>S. typhimurium</i> and <i>E. coli</i> strains)	-	-	2	ECHA
Mammalian cell gene mutation (mouse lymphoma L5178Y cells)	-	+	2	ECHA
Chromosomal aberration (CHO cells)	+	+	2	ECHA
<i>Saccharomyces cerevisiae</i> (mitotic recombination)	-	-	2	ECHA
<i>E. coli</i> W3110 (pol A+) and P3078 (pol A-) repair assay	-	-	2	ECHA

a+, positive; -, negative

In the mouse lymphoma assay, the mutant frequency increased as the pH was lowered to 6.5 to 6.0 (from increased HCl) in the presence of metabolic activation. A decrease in pH from the addition of HCl to the medium also resulted in clastogenic effects to CHO cells in the absence or presence of metabolic activation. The positive findings in these two studies are considered to be the result of the pH change in the test media.

#### In Vivo Studies

No adequate studies were located.



## **G. Carcinogenicity**

### Oral

No studies were located.

### Inhalation

Male SD rats were exposed by inhalation to 0 or 10 ppm HCl 6 hours/day, 5 days/week for 128 weeks. Survival and body weights were similar between treated and control groups. There was a higher incidence of hyperplasia of the larynx compared to control, but no serious irritating effects of the nasal epithelium. There was no increased incidence of tumours in the HCl-treated rats compared to controls (ECHA). [Kl. score = 2]

## **H. Reproductive Toxicity**

No studies were located.

## **I. Developmental Toxicity**

No adequate studies were located.

## **V. DERIVATION OF TOXICOLOGICAL REFERENCE AND DRINKING WATER GUIDANCE VALUES**

Repeated dose, reproductive, and developmental toxicity studies by the oral route have not been conducted on hydrochloric acid. These toxicity studies would have questionable usefulness because of the corrosive/irritating nature of hydrochloric acid, which would limit the amount of absorbed HCl. Hydrochloric acid dissociates to hydrogen and chloride ions in bodily fluids, and a significant amount of these ions are already ingested in foods. Furthermore, both ions are present in the body and are highly regulated by homeostatic mechanisms. Thus, an oral toxicological reference and drinking water guidance values were not derived from hydrochloric acid.

The Australian drinking water guideline values for pH (6.5 to 8.5) and chloride (250 ppm, aesthetics) may be applicable (ADWG, 2011).

## **VI. HUMAN HEALTH HAZARD ASSESSMENT OF PHYSICO-CHEMICAL PROPERTIES**

Hydrochloric acid does not exhibit the following physico-chemical properties:

- Explosivity
- Flammability
- Oxidising potential

## **VII. ENVIRONMENTAL HAZARD ASSESSMENT**

### **A. Summary**

The hazard of hydrochloric acid for aquatic organisms is caused by the hydrogen ion ( $H^+$ ). The toxicity values in terms of mg/L are not relevant because of the varying buffering capacity of different test systems and different aquatic ecosystems.



## B. Aquatic Toxicity

### Acute Studies

The acute aquatic toxicity studies on hydrochloric acid are listed in Table 4.

**Table 4: Acute Aquatic Toxicity Studies on Hydrochloric Acid**

Test Species	Endpoint	Results	Klimisch score	Reference
<i>Oncorhynchus mykiss</i>	96-hr LC <sub>50</sub>	pH 4.12 (hard water) pH 3.98 (soft water)	2	ECHA; OECD 2002a,b
<i>Lepomis macrochirus</i>	96-hr LC <sub>50</sub>	pH 3.25 – 3.5	2	ECHA; OECD 2002a,b
<i>Daphnia magna</i>	48-hr EC <sub>50</sub>	pH 4.92	1	ECHA
<i>Chlorella vulgaris</i>	72-hr EC <sub>50</sub>  72-hr NOEC	pH 4.7 [growth rate] pH 4.82 [biomass] pH 5 [yield/growth rate]	1	ECHA

### Chronic Studies

No chronic studies are available.

## C. Terrestrial Toxicity

No studies are available.

## D. Calculation of PNEC

PNEC values were not derived from hydrochloric acid because factors such as the buffer capacity, the natural pH, and the fluctuation of the pH are very specific for a certain ecosystem.

## VIII. PBT ASSESSMENT

The methodology for the Persistent, Bioaccumulative and Toxic (PBT) substances assessment is based on the Australian and EU Reach Criteria methodology (DEWHA, 2009; ECHA, 2008).

Hydrochloric acid is an inorganic salt that dissociates completely to hydrogen and chloride ions in aqueous solutions. Biodegradation is not applicable to these inorganic ions; both hydrogen and chloride ions are also ubiquitous and are present in water, soil and sediment. For the purposes of this PBT assessment, the persistent criteria are not considered applicable to this inorganic salt.

Hydrogen and chloride ions are essential to all living organisms, and their intracellular, and extracellular concentrations are actively regulated. Thus, hydrochloric acid is not expected to bioaccumulate.

No chronic toxicity data exist on hydrochloric acid; however, the acute E(L)C<sub>50</sub> values are >1 mg/L in fish, invertebrates and algae. Thus, hydrochloric acid does not meet the screening criteria for toxicity.

The overall conclusion is that hydrochloric acid is not a PBT substance.





## **IX. CLASSIFICATION AND LABELLING**

### **A. Classification**

For HCl concentrations of >25%:

- Metal Corrosive Category 1
- Skin Corrosive 1B
- STOT SE Category 3 [Respiratory irritant]

In addition to the hazard statements corresponding the GHS classification for corrosive, the following non-GHS hazard statement is to be added to the SDS: AUH071: Corrosive to the Respiratory Tract.

### **B. Labelling**

Danger

### **C. Pictogram**



## **X. SAFETY AND HANDLING**

### **A. FIRST AID**

#### Eye Contact

Immediately flush open eyes with plenty of water for at least 15 minutes. Remove contacts, if present and easy to do. Get medical attention immediately, preferably a physician for an ophthalmologic examination.

#### Skin Contact

For minor skin contact, avoid spreading material on unaffected skin. Remove and isolate contaminated clothing. Wash the contaminated area of the body with soap and fresh water. Get medical attention immediately.

#### Inhalation

Move person to fresh air. Administer oxygen if breathing is difficult. Do not use mouth-to-mouth method if victim inhaled the substance; give artificial respiration with the aid of a pocket mask equipped with a one-way valve or another proper respiratory medical device. Give artificial respiration if the victim is not breathing. Get medical attention immediately.



### Ingestion

Rinse mouth and lips with plenty of water if a person is conscious. Do not induce vomiting. Do not use mouth-to-mouth method if the victim had ingested the substance. Obtain medical attention immediately if ingested.

### Notes to Physician

Treat as a corrosive due to pH of the material. All treatments should be based on observed signs and symptoms of distress in the patient.

## **B. FIRE FIGHTING INFORMATION**

### Extinguishing Media

Use dry chemical, carbon dioxide, water spray or fog, or foam.

### Specific Exposure Hazards

Containers may explode when heated. Emits toxic fumes under fire conditions. Depending on conditions, decomposition products may include the following materials: halogenated compounds, may release dangerous gases (chlorine).

### Special Protective Equipment for Firefighters

Structural firefighter's protective clothing provides limited protection in fire situations only; it is not effective in spill situations where direct contact with the substance is possible. Wear chemical protective clothing that is specifically recommended by the manufacturer. It may provide little or no thermal protection. Wear positive pressure self-contained breathing apparatus (SCBA). Move containers from fire area if you can do it without risk.

## **C. ACCIDENTAL RELEASE MEASURES**

### Personal Precautions

Ventilate enclosed areas. Do not walk through spilt material. Do not touch damaged containers or spilt material unless wearing appropriate protective clothing. Wear appropriate personal protective equipment, avoid direct contact. Do not breath mist, vapours, or spray. Do not get in eyes, on skin, or on clothing.

### Environmental Precautions

Prevent entry into waterways, sewers, basements or confined areas.

### Steps to be Taken if Material is Released or Spilt

ELIMINATE all ignition sources (no smoking, flares, sparks or flames in immediate area). As an immediate precautionary measure, isolate spill or leak area for at least 50 meters in all directions. Keep unauthorised personnel away. Stay upwind. Keep out of low areas. Do not get water inside container.



## **D. STORAGE AND HANDLING**

### General Handling

Handle and open container with care. Use only with adequate ventilation. Keep away from heat. Use caution when combining with water. DO NOT add water to corrosive liquid, ALWAYS add corrosive liquid to water while stirring to prevent the release of heat, steam, and fumes. Wear appropriate personal protective equipment, avoid direct contact. Do not breathe mist, vapours, or spray. Do not get in eyes, on skin, or on clothing. Do not ingest. Wash thoroughly with soap and water after handling and before eating, drinking, or using tobacco.

### Storage

Keep contain tightly closed. Store in a cool, dry, well-ventilated place. Keep away from incompatible materials. Keep from direct sunlight. Separate from alkalis. Do not store above 49°C/120°F.

## **E. EXPOSURE CONTROLS / PERSONAL PROTECTION**

### Occupational Exposure Standards

The workplace exposure standard for hydrochloric acid in Australia is 5 ppm (7.5 mg/m<sup>3</sup> as a peak limitation, with a sensitisation notation. A peak limitation is defined by Safe Work Australia as a maximum or peak airborne concentration of a substance determined over the shortest analytically practicable period of time which does not exceed 15 minutes.

### Engineering Controls

Good general ventilation should be used. Ventilation rates should be matched to conditions. If applicable, use process enclosures, local exhaust ventilation, or other engineering controls to maintain airborne levels below recommended exposure limits.

### Personal Protection Equipment

*Respiratory Protection:* If workers are exposed to concentrations above the exposure limit, they must use appropriate, certified respirators. Use a properly fitted, air-purifying or air-fed respirator complying with an approved standard if a risk assessment indicates this is necessary. Respirator selection much is based on known or anticipated exposure levels, the hazard of the product and the safe working limits of the selected respirator.

*Hand Protection:* Chemical-resistant, impervious gloves complying with an approved standard should be worn at all times when handling chemical products if a risk assessment indicates this is necessary. Considering the parameters specified by the glove manufacturer, check during use that the gloves are still retaining their protective properties. It should be noted that the time to breakthrough for any glove material may be different for different glove manufacturers. In the case of mixtures, consisting of several substances, the protection time of the gloves cannot be accurately estimated.

*Skin Protection:* Personal protective equipment for the body should be selected based on the task being performed and the risks involved and should be approved by a specialist before handling hydrochloric acid.

*Eye Protection:* Wear chemical splash goggles and face shield.



*Other Precautions:* Wash hands, forearms, and face thoroughly after handling chemical products, before eating, smoking, and using the lavatory and at the end of the working period. Appropriate techniques should be used to remove potentially contaminated clothing. Wash contaminated clothing before reusing. Ensure that eyewash stations and safety showers are close to the workstation location.

## **F. TRANSPORT INFORMATION**

### Australian Dangerous Goods

UN 1789 (HYDROCHLORIC ACID)

Class: 8

Packing Group: II or III

## **XI. DISPOSAL**

Disposal should be in accordance with all local, state, and federal regulations.

## **XII. REGULATORY INFORMATION**

Australian AICS Inventory: Listed.

## **XIII. REFERENCES**

ADWG (2011). National Water Quality Management Strategy. Australian Drinking Water Guidelines, Section 6, Australian Government, National Health and Medical Research Council, Natural Resource Management Ministerial Council.

De Groot, W.A., and van Dijk, N.R.M. (2002). Addition of hydrochloric acid to a solution with sodium bicarbonate to a fixed pH. Solvay Pharmaceuticals, Study No. A SOL.S.027; cited in OECD 2002a,b.

Department of the Environment, Water, Heritage and the Arts [DEWHA] (2009). Environmental risk assessment guidance manual for industrial chemicals, Department of the Environment, Water, Heritage and the Arts, Commonwealth of Australia.

ECHA. ECHA REACH database: <http://echa.europa.eu/information-on-chemicals/registered-substances>

enHealth Human Risk Assessment [HHRA] (2012). Environmental Health Risk Assessment, Guidelines for Assessing Human Health Risks from Environmental Hazards. Office of Health Protection of the Australian Government Department of Health.

European Chemicals Agency [ECHA] (2008). Guidance on Information Requirements and Chemical Safety Assessment, Chapter R11: PBT Assessment, European Chemicals Agency, Helsinki, Finland.

Klimisch, H.J., Andreae, M., and Tillmann, U. (1997). A systematic approach for evaluating the quality of experimental and toxicological and ecotoxicological data. Regul. Toxicol. Pharmacol. 25:1-5.

OECD (2002a). IUCLID Data Set for Hydrogen chloride (CAS No. 7647-01-0), UNEP Publications.



OECD (2002b). Screening Information Dataset (SIDS) Initial Assessment Report for Hydrogen chloride (CAS No. 7647-01-0), UNEP Publications.

UNEP (1995). Water quality of world river basins. UNEP Environment Library No. 14, Nairobi, Kenya; cited in OECD, 2002a,b.

#### **XIV. ACRONYMS AND GLOSSARY**

°C	degrees Celsius
ADWG	Australian Drinking Water Guidelines
API	American Petroleum Institute
DEWHA	Department of the Environment, Water, Heritage and the Arts
EC	effective concentration
ECHA	European Chemicals Agency
EU	European Union
GHS	Globally Harmonised System of Classification and Labelling of Chemicals
HHRA	enHealth Human Risk Assessment
HPV	High Production Volume
IUPAC	International Union of Pure and Applied Chemistry
KI	Klimisch scoring system
LOAEL	lowest observed adverse effect level
mg/kg	milligrams per kilogram
mg/L	milligrammes per litre
mg/m <sup>3</sup>	milligrammes per cubic metre
MW	molecular weight
NICNAS	The National Industrial Chemicals Notification and Assessment Scheme
NIOSH	National Institute for Occupational Safety and Health
NOAEC	No Observed Adverse Effect Concentration
NOAEL	no observed adverse effect level
NOEC	no observed effective concentration
OECD	Organisation for Economic Co-operation and Development
PBT	Persistent, Bioaccumulative and Toxic
PNEC	Predicted No Effect Concentration
ppm	parts per million
REACH	Registration, Evaluation, Authorisation and Restriction of Chemicals
RfD	Reference Dose
SDS	Material Safety Data Sheet
SMILES	simplified molecular-input line-entry system
TGD	Technical Guidance Document



USEPA	United States Environmental Protection Agency
UVCB Materials	Unknown or Variable Composition, Complex Reaction Products and Biological
WAFs	water accommodated fractions
WHO	World Health Organisation
µm	micrometre



## HYDROXYPROPYL GUAR

This dossier on hydroxypropyl guar does not represent an exhaustive or critical review of all available data. Rather, it presents the most critical studies pertinent to the risk assessment of hydroxypropyl guar in its use in drilling muds and hydraulic fracturing fluids. Where possible, study quality was evaluated using the Klimisch scoring system (Klimisch *et al.*, 1997).

### I. SUBSTANCE IDENTIFICATION

Chemical Name: Hydroxypropyl Guar

CAS RN: 39421-75-5

Molecular weight: 200,000 to 300,000 daltons (Glickman, 1969)

Hydroxypropyl guar a propylene glycol ether derivative of guar gum. Guar gum is a resinous material derived from milled endosperm from guar beans of the legume *Cyamopsis tetragonolobus*. Structurally, it is a galactomannan (high molecular weight carbohydrate polymer) consisting of a main chain of D-mannose with a side chain of D-galactose at approximately every second mannose unit. The mannose units are  $\beta$ -(1-4) linked, and the single D-galactose units are joined to the main chain by  $\alpha$ -(1-6) linkages.

SYNONYMS: Hydroxypropyl guar; hydroxypropyl guar gum; guar gum, 2-hydroxypropyl ether

### II. PHYSICO-CHEMICAL PROPERTIES

Hydroxypropyl guar is a white to yellow fine powder that is very slightly soluble in water (Johnson et al., 2015).

### III. ENVIRONMENTAL FATE PROPERTIES

No biodegradation studies are available on hydroxypropyl gum. Hydroxypropyl guar is the propylene glycol derivative of a carbohydrate polymer consisting of D-mannose and D-galactose sugars from the guar bean. It is expected to be readily biodegradable.

Hydroxypropyl guar is not expected to bioaccumulate based on its large molecular weight.



#### **IV. HUMAN HEALTH HAZARD ASSESSMENT**

As the propylene glycol derivative of guar gum, hydroxypropyl guar would be expected to have similar toxicological properties to guar gum. Thus, the toxicity data on guar gum have been used to read-across to hydroxypropyl guar.

##### **A. Summary**

There are no mammalian toxicity data available on hydroxypropyl guar, except for one *in vitro* genotoxicity study; thus data on guar gum have been used to read-across to hydroxypropyl guar. Guar gum exhibits very low acute toxicity by the oral route. It is non-irritating to the skin and minimally irritating to the eyes. Repeated dose toxicity studies showed minimal toxicity in dietary studies. Unlike guar gum, hydroxypropyl guar was mutagenic in an Ames test in the presence, but not absence, of metabolic activation. Oral exposure to guar gum did not affect fertility in rats; nor was there any indication of developmental toxicity in rats or mice.

##### **B. Acute Toxicity**

There are no acute toxicity studies available for hydroxypropyl guar. The oral LD<sub>50</sub> for guar gum in rats was reported to be 7,060 mg/kg (Graham et al., 1981). [Kl. score = 2]

##### **C. Irritation**

There are no irritation studies available for hydroxypropyl guar. Guar gum is non-irritating to the skin, and minimally irritating to the eyes (McCarty *et al.*, 1990).

##### **D. Sensitization**

There are no animal sensitization studies available for either hydroxypropyl guar or guar gum.

##### **E. Repeated Dose Toxicity**

###### Oral

There are no repeated dose toxicity studies available for hydroxypropyl guar.

Male and female Osborne-Mendel rats were given diets containing 0, 1, 2, 4, 7.5, or 15% guar gum for 91 days. The average daily intakes are: 0, 580, 1,187, 2,375, 4,561, and 10,301 mg/kg-day for males; and 0, 691, 1,362, 2,762, 5,770, and 13,433 mg/kg-day for females. There were no deaths during the study. Body weights were significantly





decreased in the  $\geq 1\%$  females and the  $\geq 7.5\%$  males. Liver weights were decreased in the  $\geq 1\%$  dietary groups. Kidney weights were decreased in the  $\geq 7.5\%$  dietary groups and were borderline significant in the 4% group. The 15% males had reduced bone marrow cellularity; although the level was within normal limits, several of the rats were at the lower end of the normal range. The LOAEL for this study is 691 mg/kg-day based on reduced body weights in the female rats (Graham et al., 1981). [Kl. score = 2]

Male and female F344 rats and B6C3F<sub>1</sub> mice were given diets containing 0, 6,300, 12,500, 25,000, 50,000 or 100,000 ppm guar gum for 13 weeks. Mean body weights were decreased in the 100,000 ppm male rats and in the  $\geq 50,000$  ppm female mice. A dose-related decrease in feed consumption was observed for male and female rats; male and female mice were comparable or higher than that of controls. There were no compound-related clinical signs or histopathological effects. The NOAELs for this study is 50,000 and 25,000 ppm for rats and mice, respectively. Using the fraction of body weight that rats and mice consume per day as food (0.05 and 0.13, respectively; U.S. EPA), the NOAELs corresponds to 2,500 mg/kg-day for rats and 3,250 mg/kg-day for mice (NTP, 1982). [Kl. score = 2]

Male and female F344 rats and B6C3F<sub>1</sub> mice were given diets containing 0, 25,000 ppm or 50,000 ppm guar gum for 103 weeks. Mean body weights of the high-dose females were lower than those of the controls after week 20 for mice and week 40 for rats. No compound-related clinical signs or adverse effects on survival were observed. Feed consumption by dosed rats and mice of either sex was lower than that of controls. There were no non-neoplastic histopathological effects in either rats or mice that were treatment-related. The NOAEL for both rats and mice is 25,000 ppm. Using the fraction of body weight that rats and mice consume per day as food (0.05 and 0.13, respectively; U.S. EPA), the NOAELs corresponds to 1,250 mg/kg-day for rats and 3,250 mg/kg-day for mice (NTP, 1982). [Kl. score = 2]

#### Inhalation

No studies are available.

#### Dermal

No studies are available.

### **F. Genotoxicity**

#### *In Vitro* Studies

Hydroxypropyl guar was not mutagenic to *S. typhimurium* strains TA 98, TA 100, TA 1535, TA 1537, and TA 1538 in the absence of metabolic activation. In the presence of



metabolic activation hydroxypropyl guar was mutagenic to *S. typhimurium* strains TA 98, TA 100, TA 1537, and TA 1538, but not to TA 1535 (Johnson et al., 2015).

#### *In Vivo* Studies

There are no studies available for hydroxypropyl guar.

### **G. Carcinogenicity**

There are no studies available for hydroxypropyl guar.

### **H. Reproductive Toxicity**

#### Oral

There are no studies available for hydroxypropyl guar.

Male and female Osborne-Mendel rats were fed diets containing 0, 1, 3, 4, 7.5, or 15% guar gum for 13 weeks before mating, during mating and throughout gestation. The daily intake for the female rats during gestation were 0, 700, 1,400, 2,700, 5,200, or 11,800 mg/kg-day. Fertility was unaffected by treatment. There were slightly fewer corpora lutea and implantations in the 15% dietary group, but implantation efficiency was unaffected. The NOAEL for reproductive toxicity is 5,200 mg/kg-day (Collins et al., 1987). [Kl. score = 2]

### **I. Developmental Toxicity**

#### Oral

There are no studies available for hydroxypropyl guar.

Male and female Osborne-Mendel rats were fed diets containing 0, 1, 3, 4, 7.5, or 15% guar gum for 13 weeks before mating, during mating and throughout gestation. The daily intake for the female rats during gestation were 0, 700, 1,400, 2,700, 5,200, or 11,800 mg/kg-day. There were no deaths during the study. In the 15% group, the number of viable fetuses per litter were slightly reduced, but was not statistically significantly different from controls. The authors indicate that the reduction may have been an effect of the decreased number of corpora lutea because the number of resorptions was unaffected in this treatment group. There was no treatment-related effect on fetal development or sex distribution, and there was no teratogenic effects (Collins et al., 1987). [Kl. score = 2]



Pregnant female rats were dosed by oral gavage with 0, 9, 42, 200, or 900 mg/kg guar gum on GD 6 to 15. There was no maternal or developmental toxicity at any dose level. The NOAEL for maternal and developmental toxicity is 900 mg/kg-day (FDRL, 1973). [Kl. score = 2]

Pregnant female CD-1 mice were dosed by oral gavage with 0, 8, 37, 170, or 800 mg/kg guar gum on GD 6 to 15. A significant number of deaths (6 out of 29) occurred in the 800 mg/kg dose group. There was indications of maternal toxicity in the surviving high-dose dams. There was no developmental toxicity at any dose level. The NOAELs for maternal and developmental toxicity is 170 and 800 mg/kg-day, respectively (FDRL, 1973). [Kl. score = 2]

## **V. DERIVATION OF TOXICOLOGICAL REFERENCE AND DRINKING WATER GUIDANCE VALUES**

The toxicological reference values developed for guar gum follow the methodology discussed in enHealth (2012). The approach used to develop drinking water guidance values is described in the Australian Drinking Water Guidelines (ADWG, 2011).

### **A. Non-Cancer**

#### Oral

In a two-year NTP chronic bioassay, female rats and mice given 50,000 ppm guar gum in their feed had lower body weights. There were no treatment-related nonneoplastic lesions observed in either rats or mice. The NOAEL for this study is 25,000 ppm for rats and mice, which corresponds to 1,250 mg/kg-day for rats and 3,250 mg/kg-day for mice.

The NOAEL of 1,250 mg/kg-day will be used for determining the oral Reference dose (RfD) and the drinking water guidance value.

#### *Oral Reference Dose (oral RfD)*

$$\text{Oral RfD} = \text{NOAEL} / (\text{UF}_A \times \text{UF}_H \times \text{UF}_L \times \text{UF}_{\text{Sub}} \times \text{UF}_D)$$

Where:

$\text{UF}_A$  (interspecies variability) = 10

$\text{UF}_H$  (intraspecies variability) = 10

$\text{UF}_L$  (LOAEL to NOAEL) = 1

$\text{UF}_{\text{Sub}}$  (subchronic to chronic) = 1

$\text{UF}_D$  (database uncertainty) = 1



$$\text{Oral RfD} = 1,250 / (10 \times 10 \times 1 \times 1 \times 1) = 1,250 / 100 = \underline{13 \text{ mg/kg-day}}$$

#### *Drinking water guidance value*

Drinking water guidance value = (animal dose) x (human weight) x (proportion of intake from water) / (volume of water consumed) x (safety factor)

Using the oral RfD,

Drinking water guidance value = (oral RfD) x (human weight) x (proportion of water consumed) / (volume of water consumed)

where:

Human weight = 70 kg (ADWG, 2011)

Proportion of water consumed = 10% (ADWG, 2011)

Volume of water consumed = 2L (ADWG, 2011)

$$\text{Drinking water guidance value} = (13 \times 70 \times 0.1) / 2 = \underline{46 \text{ mg/L}}$$

## **B. Cancer**

There are no carcinogenicity studies on hydroxypropyl guar. Thus, a cancer reference value was not derived.

## **VI. HUMAN HEALTH HAZARD ASSESSMENT OF PHYSICO-CHEMICAL PROPERTIES**

Hydroxypropyl guar does not exhibit the following physico-chemical properties:

- Explosivity
- Flammability
- Oxidizing potential

## **VII. ENVIRONMENTAL HAZARD ASSESSMENT**

No studies are available on the aquatic or terrestrial toxicity of hydroxypropyl guar. As the hydroxypropyl derivative of guar gum, it would be expected to have similar properties to a non-ionic polymer and exhibit low to potentially moderate acute toxicity to aquatic organisms.



## **VIII. PBT Assessment**

The methodology for the Persistent, Bioaccumulative and Toxic (PBT) substances assessment is based on the Australian and EU Reach Criteria methodology (DEWHA, 2009; ECHA, 2008).

Hydroxypropyl guar is a derivative of a naturally occurring polysaccharide from the guar plant or cluster bean; it expected to be readily biodegradable. Thus, it is not expected to meet the screening criteria for persistence.

The molecular weight of hydroxypropyl guar ranges from 200,000 to 300,000 daltons. Thus, guar gum is not expected to meet the criteria for bioaccumulation.

No aquatic toxicity data are available on hydroxypropyl guar. It is not possible to determine whether hydroxypropyl guar meets the toxicity criteria.

The overall conclusion is that hydroxypropyl guar is unlikely to be a PBT substance.

## **IX. CLASSIFICATION AND LABELING**

### **A. Classification**

Not classified.

### **B. Labelling**

No signal word.

### **C. Pictogram**

None.

## **X. SAFETY AND HANDLING**

### Eye Contact

In case of contact, immediately flush eyes with plenty of water for at least 15 minutes.

### Skin Contact

Remove contaminated clothing. Wash thoroughly with soap and water.



#### Inhalation

If inhaled, remove from area to fresh air. Get medical attention if respiratory irritation develops or if breathing becomes difficult.

#### Ingestion

Rinse mouth with water and then drink plenty of water. Never give anything by mouth to an unconscious person.

#### Notes to Physician

May cause asthma-like (reactive airways) symptoms.

### **B. FIRE FIGHTING INFORMATION**

#### Extinguishing Media

Water spray, carbon dioxide, foam, dry chemical.

#### Specific Exposure Hazards

May emit toxic fumes under fire conditions. Depending on conditions, decomposition products may include the following: carbon monoxide, carbon dioxide.

#### Special Protective Equipment for Firefighters

Wear self-contained breathing apparatus for fire fighting.

### **C. ACCIDENTAL RELEASE MEASURES**

#### Personal Precautions

Avoid dust formation.

#### Environmental Precautions

No special environmental precautions required.

#### Steps to be Taken if Material is Released or Spilled

Sweep up and dispose in suitable, closed containers.

### **D. STORAGE AND HANDLING**

#### General Handling

Avoid creating or inhaling dust.

#### Storage

Keep container tightly closed and in a dry and well-ventilated place. Keep in a cool place.



## **E. EXPOSURE CONTROLS / PERSONAL PROTECTION**

### Occupational Exposure Standards

Workplace Australia has not established an occupational exposure standard specifically for hydroxypropyl guar.

### Engineering Controls

Ensure adequate ventilation.

### Personal Protection Equipment

#### *Respiratory Protection:*

Respiratory protection is not required.

#### *Hand Protection:*

Handle with gloves.

#### *Skin Protection:*

Body protection must be chosen depending on activity and possible exposure.

#### *Eye protection:*

Safety glasses with side-shields.

#### *Other Precautions:*

Handle in accordance with good industrial hygiene and safety practice. Eyewash fountains and safety showers must be easily accessible.

## **F. TRANSPORT INFORMATION**

Hydroxypropyl guar is not considered hazardous for purposes of transportation by road or rail. An Australian Dangerous Goods code is not required.

## **XI. DISPOSAL**

Disposal should be in accordance with all local, state, and federal regulations.

## **XII. REGULATORY INFORMATION**

Australian AICS Inventory: Listed.



### XIII. REFERENCES

- ADWG (2011). National Water Quality Management Strategy. Australian Drinking Water Guidelines, Section 6, Australian Government, National Health and Medical Research Council, Natural Resource Management Ministerial Council.
- Bailey, D., and Morgareidge, K. (1976). Comparative acute oral toxicity of 12 food grade gums in the mouse, rat, hamster, and rabbit. Food and Drug Research Labs Papers No., 124; cited in NTP (1982).
- Department of the Environment, Water, Heritage and the Arts [DEWHA] (2009). Environmental risk assessment guidance manual for industrial chemicals, Department of the Environment, Water, Heritage and the Arts, Commonwealth of Australia.
- ECHA. ECHA REACH database: <http://echa.europa.eu/information-on-chemicals/registered-substances>
- enHealth Human Risk Assessment [HHRA] (2012). Environmental Health Risk Assessment, Guidelines for Assessing Human Health Risks from Environmental Hazards. Office of Health Protection of the Australian Government Department of Health.
- European Chemicals Agency [ECHA] (2008). Guidance on Information Requirements and Chemical Safety Assessment, Chapter R11: PBT Assessment, European Chemicals Agency, Helsinki, Finland.
- Glicksman M. (1969). Gum technology in the Food Industry, pp. 590, Academic Press, New York; cited in Yoon *et al.* (1998).
- International Research and Development Corp (1988). Teratology Study of Guar Gum in Rabbits. TSCATS database, EPA Doc. No. 88-920004924, Fiche No. OTS0542101; cited in NZ HSNO CCID. <http://www.epa.govt.nz/search-databases/Pages/ccid-details.aspx?SubstanceID=1930>.
- Johnson, W., Jr., Heldreth, B., Bergfeld, W.F., Belsito, D.V., Hill, R.A., Klaassen, C.D., Liebler, D.C., Marks, J.G., Jr., Shank, R.C., Slaga, T.J., Snyder, P.W., and Andersen, F.A. (2015). Safety assessment of galactomannans as used in cosmetics. *Int. J. Toxicol.* 34(Suppl. 1): 35S-65S.





- Klimisch, H.J., Andreae, M., and Tillmann, U. (1997). A systematic approach for evaluating the quality of experimental and toxicological and ecotoxicological data. *Regul. Toxicol. Pharmacol.* 25:1-5.
- Maio, J.L., Cartier, A., L'Archevêque, J., Ghezze, H., Soucy, F., Somers, J., and Dolovich, J. (1990). Prevalence of occupational asthma and immunologic sensitization to guar gum among employees at a carpet-manufacturing plant. *J. Allergy Clin. Immunol.* 86: 562-569.
- NTP (1982). NTP Technical Report on the Carcinogenesis Bioassay of Guar Gum (CAS No. 9000-30-0) in F344 Rats and B6C3F<sub>1</sub> Mice (Feed Study), National Toxicology Program, Research Triangle Park, NC.
- Yoon, S.-J., Chu, D.-C., and Juneja, L.R. (2008) Chemical and physical properties, safety and application of partially hydrolyzed guar gum as dietary fiber. *J. Clin. Biochem. Nutr.* 42: 1-7.



## IRON GLUCONATE

This dossier on iron gluconate does not represent an exhaustive or critical review of all available data. Rather, it presents the most critical studies pertinent to the risk assessment of iron gluconate in its use in drilling muds and hydraulic fracturing fluids. The information presented in this dossier was obtained from the ECHA database that provides information on chemicals that have been registered under the EU REACH (ECHA). Where possible, study quality was evaluated using the Klimisch scoring system (Klimisch *et al.*, 1997).

### I. SUBSTANCE IDENTIFICATION

Chemical Name (IUPAC):

CAS RN: 299-29-6

Molecular formula:

Molecular weight:

Synonyms: Iron gluconate; iron digluconate;

SMILES:

### II. PHYSICO-CHEMICAL PROPERTIES

**Table 1: Overview of the Physico-chemical Properties of Iron Gluconate**

Property	Value	Klimisch score	Reference
Physical state at 20°C and 101.3 kPa	Light yellow-green solid with a mild burnt sugar.	2	ECHA
Melting point	>120°C (decomposition)	1	ECHA
Density	0.79 g/cm <sup>3</sup> @ 20°C	1	ECHA
Vapor pressure	586.5 Pa @ 25°C	1	ECHA
Partition coefficient (log K <sub>ow</sub> )	-7.7 (QSAR)	2	EPA, 2019
Water solubility	118 g/L @ 25°C	1	ECHA
Auto flammability	No self-ignition was observed.	1	ECHA



Iron gluconate dissociates in aqueous media to

### **III. ENVIRONMENTAL FATE PROPERTIES**

#### **A. Summary**

Iron gluconate is expected to biodegrade readily, and has low potential to bioaccumulate.

#### **B. Biodegradation**

No biodegradation studies are available on iron gluconate involving freshwater organisms.

In an OECD 306 test involving seawater, degradation of iron gluconate after 28 days was 79% and 78% at concentrations of 6.0 and 7.5 mg/L, respectively. Iron gluconate was considered ready biodegradability but failed the 10-day window (ECHA) [KI. score = 2].

In a Ready Biodegradability Closed Bottle test (EU Method C.4-E), degradation of sodium gluconate (CAS No. 527-07-1) was 67% after 3 days, indicating ready biodegradability (ECHA) [KI. score = 2].

In a OECD 302 B inherent biodegradability Zahn-Wellens/EMPA test, degradation of sodium gluconate (CAS No. 527-07-1) was 98.9% after 3 days (ECHA) [KI. score = 2].

Using BIOWIN v4.10 in in EPISUITE™ (EPA, 2019), iron gluconate is expected to be readily biodegradable.

Based on the results of the above studies, iron gluconate is expected to be readily biodegradable.

#### **C. Environmental Distribution**

##### Adsorption/desorption

No experimental data are available for iron gluconate. Using KOCWIN in EPISUITE™ (EPA, 2019), the estimated  $K_{oc}$  value from the molecular connectivity index (MCI) is 18.4 L/kg.



## **D. Bioaccumulation**

There are no bioaccumulation studies on iron gluconate. Using BCFBAF v3.01 in EPISUITE™ (EPA, 2019), an estimated BCF value of 3.162 L/kg was determined for iron gluconate, indicating that it has a low potential for bioaccumulation.

## **IV. HUMAN HEALTH HAZARD ASSESSMENT**

### **A. Summary**

Based on the available data, iron gluconate is not toxic via the oral or dermal exposure routes, and no data exists to evaluate the inhalation risks. Iron Gluconate did not contain any structural alerts for skin or eye irritation. The lack of alerts and the physical-chemical properties indicate that iron gluconate should not be reactive to the skin or the eye. There are no skin sensitisation studies on ferrous gluconate. Results of a study conducted with a structurally similar compound, D-gluconic acid found no sensitization. There is no information on repeated dose toxicity on iron gluconate, but one read-across study, a 28-day repeated dose toxicity study (KL = 1), is available for the oral route of exposure that reported reliable no-effect levels on repeated dose toxicity and reproductive and developmental endpoints. No effect levels for repeated dose toxicity were found at 125 mg/kg-bw, and at 500 mg/kg-bw for reproductive and developmental endpoints. Iron gluconate was deemed not genotoxic by read-across in one study.

### **B. Acute Toxicity**

Based on the available data, iron gluconate is not toxic via the oral or dermal exposure routes, and no data exists to evaluate the inhalation risks.

The acute oral toxicity of iron gluconate was assessed in one study (KI = 2) with Sprague-Dawley rats; the LD50 was 2237 mg/lg. At doses higher or equal to the LD50, stomach and small intestine were dilated and filled with dark fluid and occasionally blood. Stomach and small intestine mucosa were covered with grey-green granular material. Caecum and large intestine contained black liquid feces. At sub-lethal doses, occasional dilation of upper gastrointestinal tract with fluid. Small hemorrhages were seen in stomach or small intestine. Black liquid farces was reported. A read-across study tested D-gluconic acid in Sprague-Dawley rats (KI = 2) found a LD50 of greater than 2,000 mg/kg bw via the dermal exposure route.

### **C. Irritation**

Iron Gluconate did not contain any structural alerts for skin or eye irritation. The lack of alerts and the physical-chemical properties indicate that iron gluconate should not be reactive to the skin or the eye.

Iron Gluconate, which can be read across to D-Gluconic acid due to the comparable structures and relevant properties has been tested for skin and eye irritation. Gluconic



Acid was applied three times successively at a duration of three minutes, one hour, and four hours, respectively (exposure of one animal) to the skin of New Zealand white rabbits. No dermal response to treatment was observed in any animals throughout the observation period. One dose consisting of 0.1 mL was applied to the eyes of rabbits with the eyelids held closed for one second to prevent loss of dose. Ocular changes were assessed and recorded immediately, one hour after treatment, 24 hours, 48 and 72 hours after treatment. did not induce colouration of the eye and did not interfere with grading of lesions (KI = 2). 24 hours after instillation, one animal had severe chemosis with lacrimation and severe redness of the conjunctivae, lesions of iris and cornea on an area greater than one quarter. 72 hours after instillation, only slight chemosis and slight redness of the conjunctivae persisted. No ocular lesion persisted in any animal at the end of the exposure period.

#### **D. Sensitization**

There are no skin sensitisation studies on ferrous gluconate. Results of a study conducted with a structurally similar compound, D-gluconic acid, are reported and used for read across (KI = 2). Groups of four mice were treated with the undiluted test material or the test material at concentrations of 50% or 25% v/v in dimethyl formamide; no sensitization was noted. Based on this result, D-Gluconic Acid is not sensitising. Via read across iron gluconate is not classified as a sensitiser.

#### **E. Repeated Dose Toxicity**

There is no information on repeated dose toxicity on iron gluconate, but one read-across study is available for the oral route of exposure that reported reliable no-effect levels; there are no other studies available for the other exposure routes on REACH.

A 28-day repeated dose toxicity study (KL = 1) tested a read-across substance iron dichloride (CAS No.7758-94-3) (NIER, 2004). Male and female SD rats were dosed with the test substance (0 (Control group), 125, 250 and 500 mg/kg/day) from two weeks before mating. Male SD rates were dosed once a day till two weeks after mating while female SD rats were dosed once a day up to postpartum day 4. A total of 42 doses were provided for male rats while female rates had 42 to 54 dosages depending on mating and delivery of individuals. Clinical signs and mortality were observed and body weight and food and water consumption were measured. In the necropsy, gross examination of organs and tests on corpus luteum graviditatis and implantation rates were conducted. In addition, tests for sensory and motor functions, urinalysis and hematological and blood chemical tests were given and organ weights were measured for five individuals randomly selected from each group. External abnormalities, sex ratio, body weights, CRL (Crown Rump Length) and survival rate were observed on postpartum days 0 and 4.

During the observation period, the main group dosed with the substance showed signs such as melaena (black stool) and salivation but these signs were observed to disappear after dosing in the recovery group. There was no mortality in male SD rats, but three mortalities took place in female individuals at 500 mg/kg. The cause for mortalities was



presumably the gastrointestinal damage by the substance. It was found that male individuals were more sensitive to body weight and food consumption than female counterparts. The change by the test substance was not recognized in mating data, sensory functions, motor functions, urine analysis and blood test. Gastric hemorrhage with blackened liver and black pigmentation of liver discovered in the necropsy findings was presumed to be caused by the test substance, but it was found to improve for the recovery period of two weeks. Weight changes in the liver and adrenal were observed in the absolute and relative organ weights of male individuals at 250 and 500 mg/kg and female individuals at 500 mg/kg. The histopathological test found parenchymal hemosiderosis and hyperplasia of adrenocortical zona fasciculata as well. It was found that the substance had no effect on birth rate, survival rate, body weight and CRL of neonates. As a result of the test, the NOAEL of repeated doses to male and female SD rats were 125 and 250 mg/kg/day, respectively.

#### **F. Genotoxicity**

There are few studies for this endpoint on ferrous gluconate. In a bacterial reverse mutation assay (KI = 2), *S. typhimurium* TA 1535, 1537, 1538 glucono-delta-lactone was negative both with and without metabolic activation. However, some of the positive controls did not appear to be valid. In a mammalian germ cell study (KI = 4) (*Drosophila* SLRL assay), iron gluconate did not contain any structural alerts for mutagenicity. The lack of alert and the physical-chemical properties indicate that iron gluconate should not be reactive to DNA.

From this read across ferrous gluconate is classified as non-hazardous for this endpoint.

#### **H. Reproductive and Developmental Toxicity**

There are no toxicity to reproduction studies on iron gluconate. Results of a studies conducted with a structurally similar compounds: Iron Sucrose, Ferric Carboxymaltose and iron (II) chloride are reported and used for read across.

Iron (II) Chloride is a good read across material for evaluating the reproductive toxicity potential of iron gluconate because of similarities in their phys/chem properties and similar systemic exposures absorption, distribution, and elimination properties by the oral route of administration. Via read across Iron Gluconate is not classified as toxic to reproduction.

A 28-day repeated dose toxicity study (KL = 1) tested a read-across substance iron dichloride (CAS No.7758-94-3) with Sprague-Dawley rats (NIER, 2004). No treatment-related effects were observed on mean live neonates, birth rates, survival rates and sex ratios on days 0 and 4 post-partum. The only abnormality found in the external appearance examinations is an acaudate was observed in one neonate at 500 mg/kg. Crown Rump Length (CRL) of female neonates showed a significant decrease at 125 mg/kg on Day 4 post-partum. There were no treatment-related effects on reproductive functions in parental animals and development of neonates at any doses tested. The



NOAEL for reproduction and developmental toxicity was considered to be 500 mg/kg/day.

## **V. DERIVATION OF TOXICOLOGICAL REFERENCE AND DRINKING WATER GUIDANCE VALUES**

The toxicological reference values developed for iron gluconate follow the methodology discussed in enHealth (2012). The approach used to develop drinking water guidance values is described in the Australian Drinking Water Guidelines (ADWG, 2011).

### **A. Non-Cancer**

#### Oral

The lowest NOAEL from these studies is 125 mg/kg-day based on a 28-day repeated dose toxicity study (KL = 1) based on no difference in organ weights, which were observed at higher doses (NIER, 2004). The NOAEL of 125 mg/kg-day will be used for determining the oral Reference dose (RfD) and the drinking water guidance value.

#### *Oral Reference Dose (oral RfD)*

$$\text{Oral RfD} = \text{NOAEL} / (\text{UF}_A \times \text{UF}_H \times \text{UF}_L \times \text{UF}_{\text{Sub}} \times \text{UF}_D)$$

Where:

$\text{UF}_A$  (interspecies variability) = 10

$\text{UF}_H$  (intraspecies variability) = 10

$\text{UF}_L$  (LOAEL to NOAEL) = 1

$\text{UF}_{\text{Sub}}$  (subchronic to chronic) = 10

$\text{UF}_D$  (database uncertainty) = 1

$$\text{Oral RfD} = 125 / (10 \times 10 \times 1 \times 10 \times 1) = 125 / 1000 = 0.1 \text{ mg/kg-day}$$

#### *Drinking water guidance value*

Drinking water guidance value = (animal dose) x (human weight) x (proportion of intake from water) / (volume of water consumed) x (safety factor)

Using the oral RfD,

Drinking water guidance value = (oral RfD) x (human weight) x (proportion of water consumed) / (volume of water consumed)



where:

Human weight = 70 kg (ADWG, 2011)

Proportion of water consumed = 10% (ADWG, 2011)

Volume of water consumed = 2L (ADWG, 2011)

Drinking water guidance value =  $(0.1 \times 70 \times 0.1)/2 = 0.4 \text{ mg/L}$

## B. Cancer

Iron gluconate is not a carcinogen, so no cancer reference value or drinking water guideline was developed for carcinogenic endpoints.

## VI. HUMAN HEALTH HAZARD ASSESSMENT OF PHYSICO-CHEMICAL PROPERTIES

Iron gluconate does not exhibit the following physico-chemical properties:

- Explosivity
- Flammability
- Oxidizing potential

## VII. ENVIRONMENTAL HAZARD ASSESSMENT

### A. Summary

### B. Aquatic Toxicity

#### Acute Studies

There are no aquatic toxicity studies on iron gluconate using freshwater species. Table 2 lists the results of acute aquatic toxicity studies on iron gluconate using marine species.

**Table 2: Acute Aquatic Toxicity Studies on Iron Gluconate (Seawater Species)**

Test Species	Endpoint	Results (mg/L)	Klimisch score	Reference
<i>Scophthalmus maximus</i>	96-hr LC <sub>50</sub>	>1,000	1	ECHA
<i>Acartia tonsa</i>	48-hr EC <sub>50</sub>	296.2	1	ECHA
<i>Skeletonema costatum</i>	72-hr EC <sub>50</sub>	265.7	1	ECHA





Table 3 lists the results of acute aquatic toxicity studies on sodium gluconate (CAS No. 527-07-1).

**Table 3: Acute Aquatic Toxicity Studies on Sodium Gluconate (CAS No. 527-07-1)**

Test Species	Endpoint	Results (mg/L)	Klimisch score	Reference
<i>Oryzias latipes</i>	96-hr LC <sub>50</sub>	>100	2	ECHA
<i>Daphnia magna</i>	48-hr EC <sub>50</sub>	>1,000	2	ECHA
<i>Desmodesmus subspicatus</i>	72-hr EC <sub>50</sub>	>1,000	1	ECHA

#### Chronic Studies

No studies are available.

#### **C. Terrestrial Toxicity**

No studies are available.

#### **D. Calculation of PNEC**

The PNEC calculations for iron gluconate follow the methodology discussed in DEWHA (2009).

#### PNEC water

Experimental results are available for three trophic levels with seawater, but not freshwater species. Acute E(L)C<sub>50</sub> values are available for fish (>1,000 mg/L), invertebrates (296 mg/L), and algae (266 mg/L). On the basis that the data consists of short-term studies for three trophic levels, an assessment factor of 100 has been applied to the lowest reported E(L)C<sub>50</sub> value of 266 mg/L for algae. The PNEC<sub>water</sub> is 2.7 mg/L.

#### PNEC soil

There are no toxicity data for terrestrial or soil organisms. Therefore, the PNEC<sub>soil</sub> was calculated using the equilibrium partitioning method. The PNEC<sub>soil</sub> is 0.7 mg/kg soil dry weight.



The calculations are as follows:

$$\begin{aligned} \text{PNEC}_{\text{soil}} &= (\text{Kp}_{\text{soil}}/\text{BD}_{\text{soil}}) \times 1000 \times \text{PNEC}_{\text{water}} \\ &= (0.37/1500) \times 1000 \times 2.7 \\ &= 0.7 \end{aligned}$$

Where:

$\text{Kp}_{\text{soil}}$  = soil-water partition coefficient ( $\text{m}^3/\text{m}^3$ )

$\text{BD}_{\text{soil}}$  = bulk density of soil ( $\text{kg}/\text{m}^3$ ) = 1,500 [default]

$$\begin{aligned} \text{Kp}_{\text{soil}} &= \text{K}_{\text{oc}} \times \text{f}_{\text{oc}} \\ &= 18.4 \times 0.02 \\ &= 0.37 \end{aligned}$$

Where:

$\text{K}_{\text{oc}}$  = organic carbon normalised distribution coefficient ( $\text{L}/\text{kg}$ ). The  $\text{K}_{\text{oc}}$  for benzaldehyde based on the molecular connectivity index (MCI) is 18.4  $\text{L}/\text{kg}$  (EPA, 2018).

$\text{f}_{\text{oc}}$  = fraction of organic carbon in soil = 0.02 [default].

## VIII. PBT Assessment

The methodology for the Persistent, Bioaccumulative and Toxic (PBT) substances assessment is based on the Australian and EU Reach Criteria methodology (DEWHA, 2009; ECHA, 2008).

Iron gluconate is readily biodegradable; thus, it does not meet the screening criteria for persistence.

Based on an estimated BCF of 3.162, iron gluconate does not meet the screening criteria for bioaccumulation.

There are no chronic aquatic toxicity studies on iron gluconate. The acute  $\text{E(L)C}_{50}$  values are  $>1 \text{ mg}/\text{L}$ . Thus, iron gluconate does not meet the screening criteria for toxicity.

The overall conclusion is that iron gluconate is not a PBT substance.



## **IX. CLASSIFICATION AND LABELING**

### **A. Classification**

### **B. Labelling**

### **C. Pictogram**

## **X. SAFETY AND HANDLING**

### **A. FIRST AID**

Eye Contact

Skin Contact

Inhalation

Ingestion

Notes to Physician

Medical Conditions Aggravated by Exposure

Emergency Personnel Protection

.

### **B. FIRE FIGHTING INFORMATION**

Extinguishing Media

Specific Exposure Hazards

Special Protective Equipment for Firefighters



## **C. ACCIDENTAL RELEASE MEASURES**

Personal Precautions

Environmental Precautions

Steps to be Taken if Material is Released or Spilled

## **D. STORAGE AND HANDLING**

General Handling

Other Handling Precautions

Storage

## **E. EXPOSURE CONTROLS / PERSONAL PROTECTION**

Occupational Exposure Standards

Engineering Controls

Personal Protection Equipment

*Respiratory Protection:*

*Hand Protection:*

*Skin Protection:*

*Eye protection:*

*Other Precautions:*

## **F. TRANSPORT INFORMATION**



## **XI. DISPOSAL**

Disposal should be in accordance with all local, state, and federal regulations.

## **XII. REGULATORY INFORMATION**

## **XIII. REFERENCES**

ADWG (2011). National Water Quality Management Strategy. Australian Drinking Water Guidelines, Section 6, Australian Government, National Health and Medical Research Council, Natural Resource Management Ministerial Council.

Department of the Environment, Water, Heritage and the Arts [DEWHA] (2009). Environmental risk assessment guidance manual for industrial chemicals, Department of the Environment, Water, Heritage and the Arts, Commonwealth of Australia.

ECHA. ECHA REACH database: <http://echa.europa.eu/information-on-chemicals/registered-substances>

enHealth Human Risk Assessment [HHRA] (2012). Environmental Health Risk Assessment, Guidelines for Assessing Human Health Risks from Environmental Hazards. Office of Health Protection of the Australian Government Department of Health.

European Chemicals Agency [ECHA] (2008). Guidance on Information Requirements and Chemical Safety Assessment, Chapter R11: PBT Assessment, European Chemicals Agency, Helsinki, Finland.

Klimisch, H.J., Andreae, M., and Tillmann, U. (1997). A systematic approach for evaluating the quality of experimental and toxicological and ecotoxicological data. Regul. Toxicol. Pharmacol. 25:1-5.

National Institute of Environmental Research (NIER), Korea, Combined repeated dose toxicity study with the reproduction/developmental toxicity screening test in rats. (Study No. B04024), Tested by Biototech, 2004.

U.S. Environmental Protection Agency [EPA] (2019). EPISuite™ v. 4.11, United States Environmental Protection Agency, Office of Pollution Prevention and Toxics and Syracuse Research Corporation. Available at: <https://www.epa.gov/tsca-screening-tools/epi-suite-estimation-program-interface>.



## ISOTRIDECANOL, ETHOXYLATED

This dossier on isotridecanol, ethoxylated does not represent an exhaustive or critical review of all available data. Rather, it presents the most critical studies pertinent to the risk assessment of isotridecanol, ethoxylated in its use in drilling muds and hydraulic fracturing fluids. The information presented in this dossier was obtained primarily from the Human & Environmental Risk Assessment on Ingredients of European Household Cleaning Products: Alcohol Ethoxylates (HERA, 2009). Where possible, study quality was evaluated using the Klimisch scoring system (Klimisch *et al.*, 1997).

### I. SUBSTANCE IDENTIFICATION

Chemical Name: Isotridecanol, ethoxylated

CAS RN: 69011-36-5

Molecular formula: Not available (UVCB substance)

Molecular weight: Not available (UVCB substance)

Synonyms: Isotridecanol, ethoxylated; C13 ethoxylated alcohol; Alcohol C13 ethoxylated

SMILES: Not available (UVCB substance)

Alcohol ethoxylates (AE) are a class of non-ionic surfactants that have the basic structure  $C_{x-y}AE_n$ . The subscript (x-y) following the 'C' indicates the range of carbon chain units. The hydrocarbon chain can be either linear or branched. AEs also contain an ethylene oxide (E) chain attached to the alcohol. The degree of ethylene oxide polymerization is indicated by the subscript (n) which indicates the average number of ethylene oxide units. Isotridecanol, ethoxylated (CAS No. 69011-36-5) has an average number of 1 to 2.5 moles of ethylene oxide units.

### II. PHYSICO-CHEMICAL PROPERTIES

**Table 1: Overview of the Physico-chemical Properties of Isotridecanol, ethoxylated (1 to 2.5 moles ethoxylated)**

Property	Value	Klimisch score	Reference
Physical state at 20°C and 101.3 kPa	Clear liquid with a rancy odor	2	ECHA
Melting Point	-11.6°C	1	ECHA
Boiling Point	>280°C	1	ECHA



Property	Value	Klimisch score	Reference
Density	0.907 g/cm <sup>3</sup> @ 20°C	1	ECHA
Vapor Pressure	<5 Pa @ 20°C	2	ECHA
Partition coefficient (log K <sub>ow</sub> )	4.9*	2	ECHA
Water Solubility	20-29 mg/L @ 21°C	1	ECHA
Flash Point	138°C @ 1013 hPa	1	ECHA
Auto flammability	250°C @ 1015 hPa	1	ECHA
Viscosity	38.2 mm <sup>2</sup> /s (static) @ 20°C	1	ECHA

\*Weight-averaged log K<sub>oc</sub> of whole substance based on normalized composition

### III. ENVIRONMENTAL FATE PROPERTIES

#### A. Summary

Isotridecanol, ethoxylated is readily biodegradable. It has a low potential for bioaccumulation and a moderate potential for absorption to soil and sediment.

#### B. Biodegradation

Isotridecanol, ethoxylated is readily biodegradable. In an OECD 301B test, degradation was 75% in 28 days (ECHA) [Kl. score = 2].

#### C. Environmental Distribution

##### Adsorption/desorption

Using KOCWIN v2.00, the following calculated K<sub>oc</sub> values were obtained: 441.7 for alcohol, C13, branched; 359.3 for alcohol ethoxylate, C13, branched, 1 EO; and 237.8 for alcohol ethoxylate, C13, branched, 3 EO (ECHA).

The average of the K<sub>oc</sub> values for the C13 ethoxylated alcohols, which is 298.6 L/kg, will be used to calculate the PNEC values for sediment and soil.



## **E. Bioaccumulation**

The BCF values for alcohol ethoxylates in fathead minnows have been reported to range from <5 to 387.5 (Toll et al., 2000). The uptake rates varied from 330 to 1660 (L x kg/d) and elimination rates varied from 3.3 to 59 per day (Toll et al., 2000). The high concentrations in fish is thought to be prevented by an efficient biotransformation of the alcohol ethoxylates, leading to a high elimination rate.

## **IV. HUMAN HEALTH HAZARD ASSESSMENT**

### **A. Summary**

The acute toxicity of isotridecanol, ethoxylates is low by the oral and dermal routes. The skin irritation rabbit studies on isotridecanol, ethoxylated and similar alcohol ethoxylates show that the degree of irritation depends on the testing conditions and length of the exposure period. Human patch studies on these alcohol ethoxylates do not support a skin irritant classification. Isotridecanol, ethoxylated with EO units of 1 to <2.5 are not irritating to the eyes of rabbits. Isotridecanol, ethoxylated is not a skin sensitizer. Repeated dose toxicity studies on alcohol ethoxylates similar to isotridecanol, ethoxylates in rats do not indicate any target organ effects in rats. These alcohol ethoxylates are not genotoxic, carcinogenic, and have a low potential for reproductive and developmental toxicity.

### **B. Acute Toxicity**

No acute toxicity studies are available on isotridecanol, ethoxylated.

The oral LD<sub>50</sub> in rats for C<sub>12-13</sub>AE<sub>6.5</sub> is 2,100 mg/kg (HERA, 2009) [Kl. score = 2]. The oral LD<sub>50</sub> in rats for C<sub>12-15</sub>AE<sub>7</sub> is 1,700 mg/kg (HERA, 2009) [Kl. score = 2].

There are no acute inhalation toxicity studies on isotridecanol, ethoxylated.

An acute dermal LD<sub>50</sub> values of >2,000 mg/kg were determined for C<sub>12-14</sub>AE<sub>3</sub> and C<sub>12-14</sub>AE<sub>6</sub> in two separate studies (HERA, 2009) [Kl. score = 2]. The acute dermal LD<sub>50</sub> of C<sub>12-15</sub>AE<sub>7</sub> is >2,000 mg/kg (HERA, 2009) [Kl. score = 2].

### **C. Irritation**

#### *Skin*

Application of 0.5 mL isotridecanol, ethoxylated (3 EO) to the skin of rabbits for 4 hours under occlusive conditions was considered irritating (ECHA) [Kl. score = 2].

Application of 0.5 mL isotridecanol, branched, ethoxylated (3-4 EO) to the skin of rabbits for 24 hours under occlusive conditions was considered irritating (ECHA) [Kl. score = 2].





Application of 0.5 mL isotridecanol, ethoxylated (3 EO) to the skin of rabbits for 4 hours under semi-occlusive conditions was not considered irritating (ECHA) [KI. score = 2].

Application of 0.5 mL C<sub>12-13</sub>AE<sub><2.5</sub> (CAS No. 66455-14-9) to the skin of rabbits for 24 hours under occlusive conditions was considered irritating (ECHA) [KI. score = 2].

Application of 0.5 mL alcohols C12-13, branched and linear, <2.5 EO to the skin of rabbits for 4 hours under occlusive conditions was not considered irritating (ECHA) [KI. score = 2].

In a 24-hour human patch test, there was some short-lived redness in some individuals from the application of C<sub>12-14</sub>AE<sub>3</sub>, but there was no scaling or edema in any subjects (HERA, 2009) [KI. score = 2].

In a standard 4-hour human patch test, the irritation potential of C<sub>12-15</sub>AE<sub>5</sub> and C<sub>12-15</sub>AE<sub>5</sub> were compared to 20% sodium dodecyl sulfate (which is classified a skin irritant under GHS). The results showed that neither alcohol ethoxylate should be classified as a skin irritant (Basketter et al., 2004) [KI. score = 2].

#### *Eye*

Instillation of 0.1 mL isotridecanol, ethoxylated (3 EO) (CAS No. 69011-36-5) into the eyes of rabbits was severely irritating. The means of the 24, 48, and 72 hour scores were: 1.6 for corneal opacity; 0.6 for iridial lesions; 2.2 for conjunctival redness; and 0.7 for chemosis. The effects were not fully reversible within 21 days (ECHA) [KI. score = 2].

Instillation of 0.1 mL isotridecanol, branched, ethoxylated (3-4 EO) (CAS No. 24938-91-8) into the eyes of rabbits was severely irritating. The means of the 24, 48, and 72 hour scores were: 1.0 for corneal opacity; 0.1 for iridial lesions; 1.7 for conjunctival redness; and 0.6 for chemosis. The effects were not fully reversible within 8 days (ECHA) [KI. score = 2].

Instillation of 0.1 mL alcohols C12-13, branched and linear, <2.5 EO (CAS No. 160901-19-9) into the eyes of rabbits was not irritating. The means of the 24, 48, and 72 hour scores were: 0.00 for corneal opacity; 0.00 for iridial lesions; 0.83 for conjunctival redness; and 0.50 for chemosis (ECHA) [KI. score = 2].

Instillation of 0.1 mL C<sub>12-13</sub>AE<sub><2.5</sub> (CAS No. 66455-14-9) into the eyes of rabbits was not irritating. The means of the 24, 48, and 72 hour scores were: 0.00 for all endpoints (ECHA) [KI. score = 2].

#### **D. Sensitization**

No sensitization studies are available on isotridecanol, ethoxylated.

In a guinea pig maximization test, C<sub>12-13</sub>AE<sub><2.5</sub> (CAS No. 66455-14-9) was not considered a skin sensitizer (ECHA) [KI. score = 2].



## E. Repeated Dose Toxicity

### Oral

No repeated dose toxicity studies are available on isotridecanol, ethoxylated.

Rats were given in their diet 0%, 0.0313%, 0.0625%, 0.125, 0.25, 0.5 or 1.0% C<sub>12-15</sub>AE<sub>7</sub> for 90 days. The animals in the  $\geq 0.25\%$  groups showed significantly reduced body weight gain, which was associated with marked decreases in food and water consumption. Relative liver weights were significantly increased in the  $\geq 0.5\%$  male rats and  $\geq 0.25\%$  females. Histopathologic examination showed hepatocytic enlargement in the  $\geq 0.125\%$  groups, suggesting increased liver metabolism on the basis of increased alkaline phosphatase activity at the higher dose levels. The NOAEL was established at 0.0625% in the diet or 102 mg/kg-day (HERA, 2009) [Kl. score = 2].

Rats were fed C<sub>12-14</sub>AE<sub>7</sub> in the diet at concentrations of 0%, 0.0313%, 0.0625%, 0.125%, 0.25%, 0.5% and 1.0% for 90 days. The animals in the  $\geq 0.25\%$  groups showed significantly reduced body weight gain, which was associated with marked decreases in food and water consumption. Relative liver weights were significantly increased in the  $\geq 0.5\%$  male rats and  $\geq 0.25\%$  females. Histopathologic examination showed hepatocytic enlargement in the  $\geq 0.125\%$  groups, suggesting increased liver metabolism on the basis of increased alkaline phosphatase activity at the higher dose levels. The NOAEL was established at 0.0625% in the diet or 110 mg/kg-day (HERA, 2009) [Kl. score = 2].

Rats were given in their diet 0, 0.1, 0.5 or 1% C<sub>12-13</sub>AE<sub>6.5</sub> for two years. Body weight gain was reduced in the 1% males and  $\geq 0.5\%$  females, which was likely due to the reduced food consumption in these animals. At study termination, organ to body weight ratios were increased in the  $\geq 0.5\%$  females (liver, kidney and brain), 1% females (heart), and 1% males (liver). A dose-related focal myocarditis was observed in males. While focal myocarditis is commonly observed in non-treated aging rats, the incidence in the treated animals were higher than in the controls. The NOAEL was established at 0.1% or 50 mg/kg-day (HERA, 2009) [Kl. score = 2].

### Inhalation

No studies are available.

### Dermal

No adequate studies are available.



## F. Genotoxicity

### *In Vitro* Studies

The genotoxicity studies conducted on alcohol ethoxylates are reviewed in HERA (2009). The results of few of the *in vitro* studies on similar alcohol ethoxylates to isotridecanol, ethoxylated are presented below in Table 2.

**Table 2: *In Vitro* Genotoxicity Studies on Selected Alcohol Ethoxylates**

Test Substance	Test System	Results*		Klimisch Score	References
		-S9	+S9		
C <sub>14-15</sub> AE <sub>7</sub>	Bacterial reverse mutation ( <i>S. typhimurium</i> strains)	-	-	2	HERA, 2009
C <sub>14-15</sub> AE <sub>7</sub>	Bacterial reverse mutation ( <i>S. typhimurium</i> strains)	-	-	2	HERA, 2009
C <sub>14</sub> AE <sub>12</sub>	Chromosomal aberrations (CHO cells)	-	-	2	HERA, 2009

\*+, positive; -, negative

### *In Vivo* Studies

In two separate studies, CD-1 mice were given an intraperitoneal dose of 0, 50, or 100 mg/kg C<sub>12-15</sub>AE<sub>3</sub> or C<sub>12-14</sub>AE<sub>9</sub>. There were no increases in the frequency of micronuclei in the bone marrow cells (Talmage, 1994) [Kl. score = 2].

Male and female Tunstall rats were given a single oral gavage dose of 0, 250, 500, or 1,000 mg/kg C<sub>14-15</sub>AE<sub>7</sub>. There were no increases in chromosomal aberrations in the bone marrow cells (HERA, 2009 [Kl. score = 2].

## G. Carcinogenicity

No studies are available on isotridecanol, ethoxylated.

Male and female Sprague-Dawley rats were given in their diet C<sub>12-13</sub>AE<sub>6.5</sub> in the diet at doses up to 1% (500 mg/kg-day). Reduced food consumption was noted at the higher dose levels (*i.e.*, 0.5 and 1% for females and 1% for males), resulting in a lower body weight gain compared to the control group. No treatment-related histopathology was found and no increase in tumor incidence was observed (HERA, 2009) [Kl. score = 2].

Male and female Charles River rats were given in their diet 0, 0.1, 0.5 or 1% C<sub>14-15</sub>AE<sub>7</sub> for two years. There were no treatment-related changes in general behavior and appearance. The survival rate of the test animals was comparable if not better than the controls. Body weights of



the 0.5% females and the 1% males and females had significantly lower weight gains than the control. There were no treatment-related effects on organ weights and tumor incidence (HERA, 2009) [Kl. score = 2]

Male and female Sprague-Dawley rats were given in their diet C<sub>14-15</sub>AE<sub>7</sub> at 0.1, 0.5 and 1% for two years. A treatment-related body weight depression was observed in females at the two highest treatment levels and in males at the 1% dose level, probably due to the poor palatability of the diet. There was no evidence for any carcinogenic activity (HERA, 2009) [Kl. score = 2].

## **H. Reproductive Toxicity**

No studies are available on isotridecanol, ethoxylated.

CD rats were given in their diet 0, 0.05, 0.1 or 0.5% (approximately 0, 25, 50 or 250 mg/kg-day) C<sub>12</sub>AE<sub>6</sub> in a two-generation reproductive toxicity study. There were no treatment related effects in the parents or pups on general behavior, appearance or survival. At 0.5%, there was reduced weight gain in both the parental animals and the pups compared to the controls. Fertility was unaffected by treatment. The NOAEL for reproductive toxicity is 0.5% in the diet, which corresponds to 250 mg/kg-day (HERA, 2009) [Kl. score = 2].

In a two-generation developmental and teratogenicity study, CD rats were given in their diet 0, 0.05, 0.1 or 0.5% C<sub>14-15</sub>AE<sub>7</sub> (approximately 0, 25, 50 or 250 mg/kg-day). Three of the treated groups were given the test substance continuously throughout the study; in the other three groups the females received the test substance on GD 6-15 and the males were untreated. None of the deaths of parental rats during the study was considered to be compound-related. There were no treatment-related changes in behavior or appearance in the parental rats or pups. Slightly lower body weight gain was noted in the 0.5% continuously treated females. Food consumption was similar for control and treated rats. Fertility, gestation and viability indices were similar across groups. The average 21-day body weights for the 0.5% continuous treated pups were significantly lower than that of the control. Relative liver weights of the 0.5% continuously treated F<sub>1</sub> parental animals were increased at the 91-day sacrifice; relative liver weights of the 0.5% continuously treated males were also increased at the 60-day and caesarean section sacrifices. There were no treatment-related histopathological lesions in any of the tissues from the F<sub>0</sub> and F<sub>1</sub> generations. The NOAEL for reproductive toxicity is 0.5% in the diet or 250 mg/kg-day (HERA, 2009) [Kl. score = 2].

## **I. Developmental Toxicity**

No studies are available on isotridecanol, ethoxylated.

In a two-generation reproductive toxicity study, Charles River rats were given in their diet 0, 0.05, 0.1 or 0.5% (about 0, 25, 50 or 250 mg/kg-day) C<sub>12</sub>AE<sub>6</sub>. General behavior, appearance and survival were unaffected by treatment. At the 0.5% dose level, adults and pups gained less weight than the control rats. In the 0.5% dose group, there was a statistical increase in embryo lethality and soft tissue anomalies and at the 0.1% there was a statistical decrease in mean fetal liver weight. Neither of these effects was considered to be treatment-related by the authors as



they showed no dose response characteristics. The NOAEL for maternal toxicity is 50 mg/kg-day. The NOAEL for developmental and teratogenicity is 0.1% in the diet or 50 mg/kg-day (HERA, 2009) [KI. score = 2].

Pregnant rabbits were given by oral gavage 0, 50, 100 or 200 mg/kg C<sub>12</sub>AE from gestational days 2 to 16. Nine control rabbits and 31 treated rabbits died during the study. Surviving rabbits at the 200 mg/kg dose group generally showed slight losses of body weight. At 100 and 200 mg/kg, ataxia and a slight decrease in body weight was observed in the pregnant animals. In seven treated and two control rabbits, early deliveries were recorded. There were no treatment-related effects on corpora lutea, implantations, number of live fetuses and spontaneous abortions. The NOAEL for maternal toxicity is 50 mg/kg-day; the NOAEL for developmental toxicity is 200 mg/kg-day (HERA, 2009) [KI. score = 2].

## V. DERIVATION OF TOXICOLOGICAL REFERENCE AND DRINKING WATER GUIDANCE VALUES

The toxicological reference values developed for Isotridecanol, ethoxylated follow the methodology discussed in enHealth (2012). The approach used to develop drinking water guidance values is described in the Australian Drinking Water Guidelines (ADWG, 2011).

### A. Non-Cancer

#### Oral

A two-year dietary study in rats has been conducted on C<sub>12-13</sub>AE<sub>6.5</sub> (HERA, 2009). The NOAEL from this study is 50 mg/kg-day based on increased organ weights. The NOAEL of 50 mg/kg-day will be used to derive an oral reference dose and drinking water guidance value for isotridecanol, ethoxylated.

#### *Oral Reference Dose (oral RfD)*

$$\text{Oral RfD} = \text{NOAEL} / (\text{UF}_A \times \text{UF}_H \times \text{UF}_L \times \text{UF}_{\text{Sub}} \times \text{UF}_D)$$

Where:

UF<sub>A</sub> (interspecies variability) = 10

UF<sub>H</sub> (intraspecies variability) = 10

UF<sub>L</sub> (LOAEL to NOAEL) = 1

UF<sub>Sub</sub> (subchronic to chronic) = 1

UF<sub>D</sub> (database uncertainty) = 1

$$\text{Oral RfD} = 50 / (10 \times 10 \times 1 \times 1 \times 1) = 50 / 100 = \underline{0.5 \text{ mg/kg-day}}$$



#### *Drinking water guidance value*

Drinking water guidance value = (animal dose) x (human weight) x (proportion of intake from water) / (volume of water consumed) x (safety factor)

Using the oral RfD,

Drinking water guidance value = (oral RfD) x (human weight) x (proportion of water consumed) / (volume of water consumed)

where:

Human weight = 70 kg (ADWG, 2011)

Proportion of water consumed = 10% (ADWG, 2011)

Volume of water consumed = 2L (ADWG, 2011)

Drinking water guidance value =  $(0.5 \times 70 \times 0.1)/2 = \underline{1.8 \text{ mg/L}}$

#### **B. Cancer**

Isotridecanol, ethoxylated was not carcinogenic to rats in a two-year dietary study. Thus, a cancer reference value was not derived.

### **VI. HUMAN HEALTH HAZARD ASSESSMENT OF PHYSICO-CHEMICAL PROPERTIES**

Isotridecanol, ethoxylated does not exhibit the following physico-chemical properties:

- Explosivity
- Flammability
- Oxidizing potential

### **VII. ENVIRONMENTAL HAZARD ASSESSMENT**

#### **A. Summary**

Isotridecanol, ethoxylated has moderate chronic toxicity concern to aquatic life.

#### **B. Aquatic Toxicity**

In developing a water quality guideline for alcohol ethoxylates (ANZECC, 2000), the toxicity data was normalized for a specific alkyl chain length or a specific number of ethoxylate (EO) groups. The NOECs listed below were normalized to an alkyl chain length of C13.3 and EO of 8.2.

Freshwater fish: 2 species, 720 to 1,500 µg/L.

Freshwater crustaceans: 2 species, 590 to 860 µg/L.



Freshwater rotifers: 1 species, *Brachionus calyciflorus*, 1,300 µg/L

Freshwater algae, diatoms and blue-green algae: 6 species, 200 to 8,700 µg/L.

Freshwater mesocosms: 4 NOEC data for multiple species tests were 80, 80, 320, and 330 µg/L, although replication was insufficient to meet OECD (1992) requirements. Normalized data were 380, 380, 320, and 1,520 µg/L.

### C. Terrestrial Toxicity

No studies are available.

### D. Calculation of PNEC

PNEC<sub>water</sub>: The ANZECC water quality guideline (2000) for freshwater is: **“A high reliability trigger value of 140 µg/L was derived for AE (normalized data) using the statistical distribution method with 95% protection.”**

For the purposes of calculating the PNEC values for sediment and soil, the PNEC<sub>water</sub> will be 0.14 mg/L.

#### PNEC sediment

There are no toxicity data for sediment-dwelling organisms. Therefore, the PNEC<sub>sed</sub> was calculated using the equilibrium partitioning method. The PNEC<sub>sed</sub> is 0.71 mg/kg sediment wet weight.

The calculations are as follows:

$$\begin{aligned} \text{PNEC}_{\text{sed}} &= (K_{\text{sed-water}}/\text{BD}_{\text{sed}}) \times 1000 \times \text{PNEC}_{\text{water}} \\ &= (6.53/1280) \times 1000 \times 0.14 \\ &= 0.71 \end{aligned}$$

Where:

$K_{\text{sed-water}}$  = suspended matter-water partition coefficient ( $\text{m}^3/\text{m}^3$ )

$\text{BD}_{\text{sed}}$  = bulk density of sediment ( $\text{kg}/\text{m}^3$ ) = 1,280 [default]

$$\begin{aligned} K_{\text{sed-water}} &= 0.8 + [0.2 \times (K_{\text{p}_{\text{sed}}}/1000) \times \text{BD}_{\text{solid}}] \\ &= 0.8 + [0.2 \times (11.94/1000) \times 2400] \\ &= 6.53 \end{aligned}$$

Where:

$K_{\text{p}_{\text{sed}}}$  = solid-water partition coefficient (L/kg).

$\text{BD}_{\text{solid}}$  = bulk density of the solid phase ( $\text{kg}/\text{m}^3$ ) = 2,400 [default]



$$\begin{aligned}Kp_{sed} &= K_{oc} \times f_{oc} \\&= 298.6 \times 0.04 \\&= 11.94\end{aligned}$$

Where:

$K_{oc}$  = organic carbon normalized distribution coefficient (L/kg). The  $K_{oc}$  for isotridecanol, ethoxylated is 298.6 (see section III.C)

$F_{oc}$  = fraction of organic carbon in sediment = 0.04 [default].

#### PNEC soil

There are no toxicity data for terrestrial or soil organisms. Therefore, the  $PNEC_{soil}$  was calculated using the equilibrium partitioning method. The  $PNEC_{soil}$  is 0.56 mg/kg soil dry weight.

The calculations are as follows:

$$\begin{aligned}PNEC_{soil} &= (Kp_{soil}/BD_{soil}) \times 1000 \times PNEC_{water} \\&= (5.97/1500) \times 1000 \times 0.14 \\&= 0.56\end{aligned}$$

Where:

$Kp_{soil}$  = soil-water partition coefficient ( $m^3/m^3$ )

$BD_{soil}$  = bulk density of soil ( $kg/m^3$ ) = 1,500 [default]

$$\begin{aligned}Kp_{soil} &= K_{oc} \times f_{oc} \\&= 298.6 \times 0.02 \\&= 5.97\end{aligned}$$

Where:

$K_{oc}$  = organic carbon normalised distribution coefficient (L/kg). The  $K_{oc}$  for isotridecanol, ethoxylated is 298.6 (see section III.C)

$F_{oc}$  = fraction of organic carbon in soil = 0.02 [default].

#### **VIII. PBT Assessment**

The methodology for the Persistent, Bioaccumulative and Toxic (PBT) substances assessment is based on the Australian and EU Reach Criteria methodology (DEWHA, 2009; ECHA, 2008).

Isotridecanol, ethoxylated is readily biodegradable and thus does not meet the screening criteria for persistence.





The bioconcentration factors (BCF) in fish for ethoxylated alcohols (which includes isotridecanol, ethoxylated) have been reported to range from <5 to 387.5. Thus, isotridecanol, ethoxylated does not meet the screening criteria for bioaccumulation.

The chronic NOEC values for alcohols ethoxylates are <1 mg/L. Thus, isotridecanol, ethoxylated alcohol meets the screening criteria for toxicity.

The overall conclusion is that isotridecanol, ethoxylated is not a PBT substance.

## **IX. CLASSIFICATION AND LABELING**

### **A. Classification**

Aquatic Chronic Toxicity Category 3

### **B. Labelling**

No signal word.

### **C. Pictogram**

None

## **X. SAFETY AND HANDLING**

### **A. FIRST AID**

#### Eye Contact

Rinse immediately with plenty of running water. If easy to do, remove contact lenses. Get medical attention.

#### Skin Contact

Wash with soap and water. Get medical attention if symptoms occur.

#### Inhalation

Treat symptomatically. Move to fresh air. Get medical attention.

#### Ingestion

Rinse mouth with water and then drink plenty of water. Never give anything by mouth to an unconscious person. Seek medical attention.



## **B. FIRE FIGHTING INFORMATION**

### Extinguishing Media

Water spray, dry chemical, foam. Do not use water jet.

### Specific Exposure Hazards

May emit toxic fumes under fire conditions. Depending on conditions, decomposition products may include the following: carbon monoxide, carbon oxides.

### Special Protective Equipment for Firefighters

Self-contained breathing apparatus and full protective clothing must be worn in case of fire.

## **C. ACCIDENTAL RELEASE MEASURES**

### Personal Precautions

Wear appropriate personal protective equipment. Do not breath mist or aerosol.

### Environmental Precautions

Prevent from entering sewers, waterways, or low area

### Steps to be Taken if Material is Released or Spilled

Absorb spill with inert absorbent material, then place in a container for chemical waste.

## **D. STORAGE AND HANDLING**

### General Handling

Protect against moisture. Shut containers immediately after taking product because product takes up the humidity of air. No special precautions are necessary beyond normal good hygiene practices.

### Other Handling Precautions

Wash hands thoroughly after handling. Avoid breathing mists or aerosols.

### Storage

Keep container closed.

## **E. EXPOSURE CONTROLS / PERSONAL PROTECTION**

### Occupational Exposure Standards

Workplace Australia has not established an occupational exposure standard for isotridecanol, ethoxylated.



#### Engineering Controls

Good general ventilation should be used.

#### Personal Protection Equipment

##### *Respiratory Protection:*

Wear respiratory protection if ventilation is inadequate.

##### *Hand Protection:*

Chemical resistant protective gloves.

##### *Skin Protection:*

Body protection must be chosen depending on activity and possible exposure.

##### *Eye protection:*

Chemical safety goggles.

##### *Other Precautions:*

Handle in accordance with good industrial hygiene and safety practice. Eyewash fountains and safety showers must be easily accessible.

## **F. TRANSPORT INFORMATION**

Isotridecanol, ethoxylated is not considered hazardous for purposes of transportation by road or rail. An Australian Dangerous Goods code is not required.

## **XI. DISPOSAL**

Disposal should be in accordance with all local, state, and federal regulations.

## **XII. REGULATORY INFORMATION**

Australian AICS Inventory: Listed.

## **XIII. REFERENCES**

ADWG (2011). National Water Quality Management Strategy. Australian Drinking Water Guidelines, Section 6, Australian Government, National Health and Medical Research Council, Natural Resource Management Ministerial Council.

ANZECC & ARMCANZ (2000). Australian and New Zealand guidelines for fresh and marine water quality. National Water Quality Management Strategy Paper No 4, Australian and New Zealand Environment and Conservation Council & Agriculture and Resource Management Council of Australia and New Zealand, Canberra, Australia.



Basketter, D.A., York, M., McFadden, J.P., and Robinson, M.K. (2004). Determination of skin irritation potential in the human 4-h patch test. *Contact Dermatitis* 51: 1-4.

Department of the Environment, Water, Heritage and the Arts [DEWHA] (2009). Environmental risk assessment guidance manual for industrial chemicals, Department of the Environment, Water, Heritage and the Arts, Commonwealth of Australia.

ECHA. ECHA REACH database: <http://echa.europa.eu/information-on-chemicals/registered-substances>

enHealth Human Risk Assessment [HHRA] (2012). Environmental Health Risk Assessment, Guidelines for Assessing Human Health Risks from Environmental Hazards. Office of Health Protection of the Australian Government Department of Health.

European Chemicals Agency [ECHA] (2008). Guidance on Information Requirements and Chemical Safety Assessment, Chapter R11: PBT Assessment, European Chemicals Agency, Helsinki, Finland.

Klimisch, H.J., Andreae, M., and Tillmann, U. (1997). A systematic approach for evaluating the quality of experimental and toxicological and ecotoxicological data. *Regul. Toxicol. Pharmacol.* 25:1-5.

Human and Environmental Risk Assessment (HERA) on Ingredients of Household Cleaning Products: Alcohol Ethoxylates (2009), <http://www.heraproject.com>.

OECD (1992). Report of the OECD workshop on extrapolation of laboratory aquatic toxicity data to the real environment. OECD Environment Monographs No. 59, Organisation for Economic Co-operation and Development, Paris.

Talmage, S.S. (1994). Environmental and Human Safety of Major Surfactants – Alcohol Ethoxylates and Alkylphenol Ethoxylates, pp. 35, The Soap and Detergent Association, Lewis Publishers, Boca Raton, Florida.

Toll, J., Haller, M., Labee, E., Verweij, M., and Sijm, D.T.H.M. (2000). Toxicology and Chemistry, 19 646–653.



## METHANOL

This dossier on methanol does not represent an exhaustive or critical review of all available data. Rather, it presents the most critical studies pertinent to the risk assessment of methanol in its use in drilling muds and hydraulic fracturing fluids. The information presented in this dossier was obtained primarily from the OECD-SIDS documents on methanol (OECD, 2004a, b), and the ECHA database that provides information on chemicals that have been registered under the EU REACH (ECHA). Where possible, study quality was evaluated using the Klimisch scoring system (Klimisch et al., 1997).

### I. SUBSTANCE IDENTIFICATION

**Chemical Name (IUPAC):** Methanol

**CAS RN:** 67-56-1

**Molecular formula:** CH<sub>4</sub>O

**Molecular weight:** 32.04

**Synonyms:** Methyl alcohol, carbinol, wood spirits, wood alcohol, methylol, wood, columbian spirits, colonial spirit, columbian spirit, methyl hydroxide, monohydroxymethane, pyroxylic spirit, wood naphtha.

**SMILES:** CO

### II. PHYSICO-CHEMICAL PROPERTIES

**Table 1: Physico-Chemical Properties of Methanol**

Property	Value	Klimisch score	Reference
Physical state at 20°C and 101.3 kPa	Colourless liquid	2	ECHA
Melting Point	-97.8°C	2	ECHA
Boiling Point	64.7°C	2	ECHA
Density	0.79 g/cm <sup>3</sup>	2	ECHA
Vapour Pressure	169.27 hPa	2	ECHA
Partition Coefficient (log Pow)	-0.77	2	ECHA
Water Solubility	>1,000 g/L [miscible]	2	ECHA
Flash Point	9.7°C	2	ECHA
Auto flammability	455°C @ 1013 hPa	2	ECHA
Viscosity	0.544 – 0.59 mPa s (dynamic)	2	ECHA
Henry's Law Constant	0.461 Pa m <sup>3</sup> /mol	2	ECHA

Methanol is a highly flammable liquid.



### III. ENVIRONMENTAL FATE PROPERTIES

#### A. Summary

Methanol is readily bioavailable. It has a low adsorptive capacity to soils and is unlikely bioaccumulate.

#### B. Biodegradation

Methanol is readily biodegradable. In a closed bottle test using seawater, there was 84% and 95% degradation after 10 and 20 days, respectively (Price et al., 1974; ECHA). [KI. score = 2]

In a soil test using [<sup>14</sup>C]-methanol, there was 53.4% degradation under aerobic conditions after 5 days, as measured by CO<sub>2</sub> evolution; and 46.3% degradation under anaerobic conditions after 5 days, as measured by CO<sub>2</sub> evolution (Scheunert et al., 1987; ECHA). [KI. score = 2]

#### C. Environmental Distribution

##### Adsorption/desorption

The adsorption of methanol was investigated in three different soil types at 6°C (Lokke, 1984; ECHA). There was slight adsorption with the sandy soils tested (percentage organic matter of 0.09% and 0.1% in the samples) and with the clay soil (percentage organic matter was 0.22%). Methanol solutions of concentrations of 0.1, 1.0, 9, and 90 mg/L were used in one-hour exposure adsorption studies; the K<sub>oc</sub> values were between 0.13 and 0.61 for all soil types and at all concentrations.

#### D. Bioaccumulation

The BCF of methanol in *Cyprinus carpio* was determined to be 1.0 (Gluth et al. 1985); in *Leuciscus idus*, the BCF was <10 (Hansch and Leo, 1985; Freitag et al. 1985).

### IV. HUMAN HEALTH HAZARD ASSESSMENT

#### A. Summary

Methanol has a low order of acute toxicity (as measured by lethality) by the oral, dermal, and inhalation routes of exposure, as measured by lethality. Sublethal doses, however, have been shown to produce central nervous system (CNS) effects and ocular injury that may result in blindness. This effect has been seen in primates but not in rodents, and is considered to be due to the differences in blood levels of the metabolites. Acute toxicity in humans is characterized in a well-defined pattern, that includes CNS effects, ocular symptoms, and acidosis. Methanol is not irritating to the skin, but it is slightly irritating to the eyes. Repeated exposures by the oral and inhalation routes have not resulted in any systemic toxicity to rodents. Methanol was not carcinogenic to rats or mice in chronic inhalation studies. Increased tumours from methanol in drinking water were reported by Soffritti et al. (2002); however, there are methodological problems with this study and questions have been raised about the validity of the results. Methanol is generally inactive in a variety of *in vitro* and *in vivo* genotoxicity studies. Conflicting results have been obtained concerning the effect of methanol on testicular hormones in rats; nevertheless, methanol does not appear to a male reproductive toxicant. The primate data indicates that methanol is unlikely to be a reproductive hazard in females. Methanol causes developmental effects at very high exposure levels in both rats (≥ 10,000 ppm) and mice (≥ 2000 ppm). There is also some evidence that it is a developmental neurotoxicant in rodents, but not in primates.



## **B. Toxicokinetics and Metabolism**

Several reviews on the metabolism and pharmacokinetics of methanol are available (Kavet and Nauss, 1990; Liesivuori and Savolainen, 1991; Tephly, 1991; IPCS, 1997; OECD, 2004a, b). Methanol is first oxidized to formaldehyde. This initial metabolic step involves different enzymes in rats than in primates and humans, although the rates are similar. A catalase–peroxidase system is primarily responsible for the initial step in rats, whereas alcohol dehydrogenase plays a major role in humans and monkeys. Methanol oxidation can also occur via hepatic microsomal oxidation involving the cytochrome P450 system.

Formaldehyde is converted to formic acid, which is converted to formate and a hydrogen ion. Conversion to formic acid is a two-step process, the second step is irreversible. In the first reaction, formaldehyde combines with reduced glutathione (GSH) to form S-formylglutathione. This is mediated by an NAD-dependent formaldehyde dehydrogenase. In the second reaction, thiolase catalyzes the hydrolysis of S-formylglutathione to form formic acid and GSH. A folate-dependent pathway in the liver is responsible for formate metabolism in both rats and primates. Formate first forms a complex with tetrahydrofolate (THF) that is sequentially converted to 10-formyl-THF (by formyl-THF synthetase) and then to CO<sub>2</sub> (by formyl-THF dehydrogenase). THF is derived from folic acid in the diet and is also regenerated in the folate pathway. Although the folate pathway metabolizes formate in both rats and monkeys, rats use the pathway more efficiently.

The dermal uptake rate of liquid methanol applied to the forearm of human volunteers was 11.5 mg/cm<sup>2</sup>/hr (Dutkiewicz et al., 1980). The dermal flux for methanol in human skin (epidermis) *in vitro* is 8.29 mg/cm<sup>2</sup>/hr (Schueplein and Blank, 1971). When 12 human volunteers immersed one hand into a vessel containing neat methanol for up to 16 min, the maximum methanol concentration in blood was reached 1.9 ± 1.0 hr after exposure. Delivery rates from the skin into blood lagged exposure by 0.5 hours, and methanol continued to enter the blood for 4 hours following exposure. The average derived dermal absorption rate was 8.1 ± 3.7 mg/cm<sup>2</sup>/hr. The authors calculated that the maximum concentration of methanol in blood following immersion of one hand in methanol for approximately 20 min is comparable to that reached following inhalation exposures to 200 ppm methanol (Batterman and Franzblau, 1997).

## **C. Acute Toxicity**

The acute oral LD<sub>50</sub> for rats range from 6,200 to 13,000 mg/kg (Kimura et al., 1971; Welch and Slocum, 1943; Deichman and Mergard, 1948; Smyth et al., 1941). The acute dermal LD<sub>50</sub> for rabbits was reported to be 20 mL/kg (Rowe and McCollister 1982). The inhalation 4- and 6-hour LC<sub>50</sub> values in rats are 128.2 and 87.5 mg/L, respectively (BASF, 1980a, b). Sublethal doses, however, produce CNS effects and ocular injury that may result in blindness. This effect has been seen in primates, but not in rodents, and has been attributed to the differences in blood levels of the metabolite, formic acid.

Methanol is metabolized to formate, which is considered to be the ultimate toxicant in acute methanol intoxication in humans. Acute methanol toxicity in humans is characterized by CNS depression, followed by acidosis and ocular injury. Generally, transient CNS effects appear above methanol levels of 200 mg/L and serious ocular symptoms appear above 500 mg/L (OECD, 2004). This blood concentration can transiently be achieved in an adult person (70 kg) by ingestion of 0.4 mL methanol/kg (approximately 0.32 mg/kg). The minimal acute methanol dose to humans that can result in death is considered to be 300 to 1,000 mg/kg by ingestion, and fatalities have occurred in untreated patients with initial methanol blood levels in the range of 1500-2000 mg/L (OECD, 2004).



However, such high blood methanol levels able to cause death are not likely to be achieved through inhalation exposure.

#### **D. Irritation**

Methanol is not irritating to the skin of rabbits (BASF, 1975), but it is slightly irritating to the eyes of rabbits (BASF, 1975).

#### **E. Sensitization**

Methanol was not considered a skin sensitizer to guinea pigs (BASF, 1979).

#### **F. Repeated Dose Toxicity**

##### Oral

Male and female Sprague–Dawley rats were dosed by oral gavage with 0, 100, 500, or 2,500 mg/kg of methanol for 90 days. There were no differences in body weight gain and food consumption between treated and control animals. Brain weights were decreased in both sexes in the 2,500 mg/kg dose group. Elevated serum glutamic pyruvate transaminase and alkaline phosphatase were noted in the 2,500 mg/kg dose group, but there were no adverse treatment-related effects in the gross pathology and histopathological evaluation. The NOAEL is 500 mg/kg-day (USEPA, 1986).

Sprague-Dawley rats were given in their drinking water 0, 500, 5,000 or 20,000 ppm methanol for 104 weeks, and then the animals were maintained until natural death. The study was conducted by the Ramazzini Foundation which uses their own testing guideline for carcinogenicity studies and not an internationally accepted guideline. Treatment with methanol did not decrease survival. However, there was considerable early mortality; by 18 months, 30% of the male controls had died. In females, there were no differences in survival between controls and treated groups. There was still more early mortality in the females than expected, but it was less pronounced than the males. There was no obvious effect of methanol exposure on water consumption. The 20,000 ppm males and females weighed more than the controls (up to 14% and 7%, respectively) throughout the study. The 5,000 ppm females also weighed more (4%) than the controls at 24 months, but not at earlier time points. There were no body weight differences between the remaining treatment groups and the controls. The calculated methanol doses based on water intake were: 0, 55, 542, and 1,840 mg/kg-day for males; and 0, 67, 630, and 2,250 mg/kg-day for females. Nearly all rats in all dose groups had some pathology in the lung. The finding of lung pathology was consistent regardless of the age at death (not an old age response). The lung pathology included inflammation, dysplasia, or tumours). Lung pathology was present in 70-100% of the first 10% of deaths in each group, including controls (70, 80, 80, 100% in males; and 90, 90, 100, 100% in females at 0, 500, 5,000, and 20,000 ppm). The degree of inflammation in the lungs is difficult to assess because no other lung information was recorded for the rats when a neoplasm in the lung was recorded (Soffritti et al., 2002; Cruzan, 2009; USEPA, 2013a). [KI. score = 3]

##### Inhalation

Cynomolgus monkeys or Sprague–Dawley rats were exposed by inhalation to 0, 500, 2,000, or 5,000 ppm (0, 660, 2,620, or 6,552 mg/m<sup>3</sup>) methanol for 6 h/day, 5 days/ week for 4 weeks. There was no mortality and no clinical signs of toxicity among the monkeys, but there a few signs of eye and nose irritation in the rats. No differences were seen between treated and control groups in body weight gain and organ weights, with the exception being decreased absolute adrenal weight in the 5,000 ppm female monkeys and increased relative spleen weights in the 2,000 ppm female rats. These





changes were not considered by the authors to be of biological significance. There were no treatment-related effects on the ophthalmoscopy, gross pathology or histopathology. The NOAEL for this study is 5,000 ppm (6,552 mg/m<sup>3</sup>) (Andrews et al., 1987). [Kl. score = 4]

Groups of four male rats were exposed by inhalation to 0, 200, 2000, or 10,000 ppm (0, 262, 2,621, or 13,104 mg/m<sup>3</sup>) methanol for 6 hours/day, 5 days/week for 1, 2, 4, or 6 weeks. Additional groups of animals were exposed for 6 weeks followed by a 6-week recovery period. Evaluation of a number of parameters including lung weights, surfactant levels, and enzyme activities did not reveal any adverse effects on the lung. No histopathological examinations were performed (White et al. 1983). [Kl. score = 2]

Male and female F344 rats were exposed by inhalation to 0, 10, 100, or 1,000 ppm methanol 19.5 hours/day, 7 days/week for 104 weeks. The average methanol doses were: 0, 3.7, 37, and 369 mg/kg-day in males; and 0, 5.9, 60, and 599 mg/kg-day for females. There were no treatment-related clinical signs and no effect on survival or food consumption. Lower body weights were seen in the 1,000 ppm females beginning around day 259, but after day 574, there was no difference from controls. Body weights in males were similar across all groups. There were no treatment-related effects on urinalysis, hematology, or clinical biochemistry. Nor was there any treatment-related effects on organ weights or gross lesions. Histopathologic examination showed no statistically significant differences between treated and control animals (NEDO, 1985a). [Kl. score = 2]

Male and female B6C3F1 mice were exposed by inhalation to 0, 10, 100, or 1,000 ppm methanol 19.5 hours/day, 7 days/week for 78 weeks. The average methanol doses were: 0, 9.8, 95, and 947 mg/kg-day in males; and 0, 8.1, 106, and 1,071 mg/kg-day for females. There were no treatment-related clinical signs and no effect on survival or body weight. Food consumption was decreased slightly between months 7 and 12 in the 1,000 ppm females. Urinalysis, hematology, and clinical biochemistry were similar across all groups. No differences were seen in organ weights, gross lesions, or histopathology between treated and control mice. (NEDO, 1985b). [Kl. score = 2]

### Dermal

No studies were identified.

## **G. Genotoxicity**

### In Vitro Studies

Methanol was not mutagenic to *Salmonella* strains TA97, TA98, TA100, TA1535, TA1537, and TA1538 in *in vitro* bacterial mutation assays with or without metabolic activation (De Flora et al., 1984a, b; Florin et al., 1980; Gocke et al., 1981). Equivocal results were obtained with *Salmonella* strain TA102 in the presence of metabolic activation (De Flora et al. 1984b). Methanol was not mutagenic in a DNA-repair test using various strains of *Escherichia coli* WP2 (De Flora et al. 1984a) and in a forward mutation assay using *Schizosaccharomyces pombe* (Abbondandolo et al. 1980).

Methanol did not induce micronuclei in Chinese hamster lung V79 cells *in vitro* (Lasne et al., 1984). Methanol was mutagenic in the mouse lymphoma assay in the presence of metabolic activation (McGregor et al., 1985), but it was not mutagenic in a Basc test or in a *Drosophila*, sex-linked, recessive lethal mutation assay (Gocke et al., 1981). Treatment of primary cultures of Syrian golden hamster embryo cells with methanol did not lead to cell transformation (Heidelberger et al., 1983).



### In Vivo Studies

Male C57BL/6J mice were exposed by inhalation 0, 800 or 4,000 ppm methanol, 6 hours/day for five days. There were no increased frequencies of micronuclei in blood cells; sister chromatid exchanges, chromosomal aberrations, or micronuclei in lung cells; or synaptosomal complex damage in spermatocytes (Campbell et al., 1991).

Normal or folate-deficient mice were given four daily intraperitoneal injections of up to 2,500 mg/kg of methanol. There was no increase in micronucleated erythrocytes in the treated mice compared to the controls (O'Loughlin et al., 1992).

Male and female NMRI mice were given a single intraperitoneal injection of 0, 1,920, 3,200, or 4,480 mg/kg methanol. There was no increase in micronuclei was observed in the bone marrow at any dose level (Gocke et al., 1981).

### **H. Carcinogenicity**

The carcinogenicity studies conducted on methanol were reviewed by Cruzan (2009) and by the USEPA (2013).

#### Oral

Male and female SD rats were given in their drinking water 0, 500, 5,000, or 20,000 ppm methanol for 104 weeks. This study was conducted by the Ramazzini Foundation, which uses a unique methodology and not the standardized international testing guidelines. There was excessive early mortality, and lung pathology (inflammation, dysplasia, or tumours) was present in 87 to 94% of those dying anytime during the study. An increase in lympho-immunoblastic lymphomas was reported (Soffritti et al., 2002; Cruzan, 2009; USEPA, 2013). [Kl. score = 3]

#### Inhalation

Male and female F344 rats were exposed by inhalation to 0, 10, 100, or 1,000 ppm methanol 19.5 hours/day, 7 days/week for 104 weeks. The average methanol doses were: 0, 3.7, 37, and 369 mg/kg-day in males; and 0, 5.9, 60, and 599 mg/kg-day for females. There was no increase in tumours in the methanol-exposed rats and mice (NEDO, 1985a). [Kl. score = 2]

Male and female B6C3F1 mice were exposed by inhalation to 0, 10, 100, or 1,000 ppm methanol 19.5 hours/day, 7 days/week for 78 weeks. The average methanol doses were: 0, 9.8, 95, and 947 mg/kg-day in males; and 0, 8.1, 106, and 1,071 mg/kg-day for females. There was no increase in tumours in the methanol-exposed mice (NEDO, 1985b). [Kl. score = 2]

### **I. Reproductive Toxicity**

The reproductive and developmental toxicity studies were reviewed by the NTP Centre for Evaluation of Risks to Human Reproduction (NTP-CERHR, 2003). Conflicting results have been obtained concerning the effect of methanol on testicular hormones in rats; nevertheless, methanol does not appear to a male reproductive toxicant. The primate data indicates that methanol is unlikely to be a reproductive hazard in females. Methanol causes developmental effects at very high exposure levels in both rats ( $\geq 10,000$  ppm) and mice ( $\geq 2000$  ppm); there is also some evidence that it is a developmental neurotoxicant in rodents, but not in primates.



NICNAS concluded in their human health Tier II assessment for methanol: “Based on the data available, [methanol] is not considered to have reproductive or developmental toxicity in humans.”

## **V. DERIVATION OF TOXICOLOGICAL REFERENCE AND DRINKING WATER GUIDANCE VALUES**

The toxicological reference values developed for methanol follow the methodology discussed in enHealth (2012). The approach used to develop drinking water guidance values is described in the Australian Drinking Water Guidelines (ADWG, 2011).

### **A. Non-Cancer**

#### Oral

A 90-day oral gavage rat study showed elevated serum enzymes and decreased brain weights in the 2,500 mg/kg-day dose group with a NOAEL of 500 mg/kg-day (USEPA, 1986). The NOAEL of 500 mg/kg-day will be used for determining the oral Reference dose (RfD) and the drinking water guidance value.

Oral Reference Dose (oral RfD)

$$\text{Oral RfD} = \text{NOAEL} / (\text{UF}_A \times \text{UF}_H \times \text{UF}_L \times \text{UF}_{\text{Sub}} \times \text{UF}_D)$$

Where:

$\text{UF}_A$  (interspecies variability) = 10

$\text{UF}_H$  (intraspecies variability) = 10

$\text{UF}_L$  (LOAEL to NOAEL) = 1

$\text{UF}_{\text{Sub}}$  (subchronic to chronic) = 10

$\text{UF}_D$  (database uncertainty) = 1

$$\text{Oral RfD} = 500 / (10 \times 10 \times 1 \times 10 \times 1) = 500 / 1000 = \underline{0.2 \text{ mg/kg-day}}$$

#### *Drinking water guidance value*

$$\text{Drinking water guidance value} = (\text{animal dose}) \times (\text{human weight}) \times (\text{proportion of intake from water}) / (\text{volume of water consumed}) \times (\text{safety factor})$$

Using the oral RfD: Drinking water guidance value = (oral RfD) x (human weight) x (proportion of water consumed) / (volume of water consumed)

where:

Human weight = 70 kg (ADWG, 2011)

Proportion of water consumed = 10% (ADWG, 2011)

Volume of water consumed = 2 L (ADWG, 2011)

$$\text{Drinking water guidance value} = (0.2 \times 70 \times 0.1) / 2 = \underline{1.8 \text{ mg/L}}$$

### **B. Cancer**

Methanol was not carcinogenic to rats or mice in chronic inhalation studies. Increased tumours from methanol in drinking water were reported by Soffritti et al. (2002); however, there are



methodological problems with this study and questions have been raised about the validity of the results. No cancer reference value was derived.

## VI. HUMAN HEALTH HAZARD ASSESSMENT OF PHYSICO-CHEMICAL PROPERTIES

Methanol is a highly flammable liquid.

It does not exhibit the following physico-chemical properties:

- Explosivity
- Oxidising potential.

## VII. ENVIRONMENTAL HAZARD ASSESSMENT

### A. Summary

Methanol exhibits a low toxicity concern for aquatic organisms, terrestrial invertebrates, and plants.

### B. Aquatic Toxicity

#### Acute Studies

Table 2 lists the results of acute aquatic toxicity studies conducted on methanol.

**Table 2: Acute Aquatic Toxicity Studies on Methanol**

Test Species	Endpoint	Results (mg/L)	Klimisch score	Reference
Bluegill	96-hr LC <sub>50</sub>	15,400	1	Poirer et al. 1986
<i>Salmo gairdneri</i>	96-hr LC <sub>50</sub>	20,100	1	Call et al., 1983
<i>Pimphales promelas</i>	96-hr LC <sub>50</sub>	28,100	1	Call et al., 1983
<i>Daphnia magna</i>	96-hr EC <sub>50</sub>	18,260	2	Dorn et al., 2012; ECHA
<i>Daphnia magna</i>	48-hr EC <sub>50</sub>	>10,000	2	Kuehn et al., 1989
<i>Selenastrum capricornutum</i>	96-hr EC <sub>50</sub>	~22,000	2	Cho et al., 2008; ECHA
<i>Chlorella pyrenoidosa</i>	10-14 d EC <sub>50</sub>	28,400	2	Stratton and Smith, 1988

#### Chronic Studies

No adequate chronic studies were identified.

### C. Terrestrial Toxicity

The terrestrial toxicity studies on methanol are listed below in Table 3.

**Table 3: Terrestrial Toxicity Studies on Methanol**

Test Species (Method)	Endpoint	Results (mg/kg soil dw)	Klimisch score	Reference
Earthworm <i>Eisenia fetida</i> (OECD 222)	35-d EC <sub>50</sub> 63-d EC <sub>50</sub>	17,199 26,646	2	ECHA
<i>Folsomia candida</i>	28-d EC <sub>25</sub>	2,842	1	ECHA



Test Species (Method)	Endpoint	Results (mg/kg soil dw)	Klimisch score	Reference
(OECD 232)	28-d NOEC* (reproduction)	1,000		
<i>Hordeum vulgare</i> (OECD 208)	14-d EC <sub>50</sub> 14-d NOEC* (seedling emergence)	15,492 12,000	1	ECHA
	14-d EC <sub>25</sub> 14-d NOEC* (shoot dry mass)	2,538 1,555		
	14-d EC <sub>25</sub> 14-d NOEC* (root dry mass)	2,823 2,592		
	14-d EC <sub>25</sub> 14-d NOEC* (shoot length)	4,885 2,592		
	14-d EC <sub>25</sub> 14-d NOEC* (root length)	5,752 4,320		

\* Since only EC<sub>25</sub> values were available from the test results, NOECs were derived graphically from the representing treatment means.

#### D. Calculation of PNEC

The PNEC calculations for methanol follow the methodology discussed in DEWHA (2009).

##### PNEC water

Experimental results are available for three trophic levels. Acute E(L)C<sub>50</sub> values are available for fish (15,400 mg/L), *Daphnia* (>10,000 mg/L), and algae (22,000 mg/L). There are no well-conducted long-term studies on methanol. Therefore, an assessment of 1,000 has been applied to the lowest reported effect concentration of 10,000 mg/L for *Daphnia*. The PNEC<sub>water</sub> is 10 mg/L.

##### PNEC sediment

There are no adequate toxicity studies on sediment-dwelling organisms. Therefore, the PNEC<sub>sed</sub> was calculated using the equilibrium partitioning method. The PNEC<sub>sed</sub> is 6.3 mg/kg wet weight.

The calculations are as follows:

$$\begin{aligned}
 \text{PNEC}_{\text{sed}} &= (K_{\text{sed-water}}/\text{BD}_{\text{sed}}) \times 1000 \times \text{PNEC}_{\text{water}} \\
 &= (0.81/1280) \times 1000 \times 10 \\
 &= 6.3
 \end{aligned}$$

Where:

K<sub>sed-water</sub> = suspended matter-water partition coefficient (m<sup>3</sup>/m<sup>3</sup>)

BD<sub>sed</sub> = bulk density of sediment (kg/m<sup>3</sup>) = 1,280 [default]



$$\begin{aligned}K_{\text{sed-water}} &= 0.8 + [0.2 \times K_{\text{p}_{\text{sed}}}/1000 \times \text{BD}_{\text{solid}}] \\&= 0.8 + [0.2 \times 0.02/1000 \times 2400] \\&= 0.81\end{aligned}$$

Where:

$K_{\text{p}}$  = solid-water partition coefficient (L/kg).

$\text{BD}_{\text{solid}}$  = bulk density of the solid phase ( $\text{kg}/\text{m}^3$ ) = 2,400 [default]

$$\begin{aligned}K_{\text{p}_{\text{sed}}} &= K_{\text{oc}} \times f_{\text{oc}} \\&= 0.61 \times 0.04 \\&= 0.02\end{aligned}$$

Where:

$K_{\text{oc}}$  = organic carbon normalized distribution coefficient (L/kg). The  $K_{\text{oc}}$  for methanol is 0.61.

$f_{\text{oc}}$  = fraction of organic carbon suspended sediment = 0.04 [default].

### PNEC soil

Experimental results from chronic studies are available for three trophic levels. The lowest NOEC is 1,000 mg/kg soil dry weight for the arthropod *Folsomia candida*. On the basis that the data consists of long-term results from three trophic levels, an assessment factor of 10 has been applied to the lowest reported long-term NOEC of 1,000 mg/kg soil dry weight. The  $\text{PNEC}_{\text{soil}}$  is 100 mg/kg soil dry weight.

## **VIII. PBT ASSESSMENT**

The methodology for the Persistent, Bioaccumulative and Toxic (PBT) substances assessment is based on the Australian and EU Reach Criteria methodology (DEWHA, 2009, ECHA, 2008).

Methanol is readily biodegradable and thus it does not meet the screening criteria for persistence.

Based on an experimental BCF of <10 in fish, methanol does not meet the criteria for bioaccumulation.

There are no adequate chronic toxicity studies on methanol. The acute  $\text{E(L)}\text{C}_{50}$  values of methanol in fish, invertebrates and algae is >1 mg/L; thus, it does not meet the screening criteria for toxicity.

The overall conclusion is that methanol is not a PBT substance.

## **IX. CLASSIFICATION AND LABELLING**

### **A. Classification**

Flammable Liquid Category 2

Acute Toxicity Category 3 [Oral]

Acute Toxicity Category 3 [dermal]

Acute Toxicity Category 3 [inhalation]

STOT SE Category 1 [optic nerve, central nervous system]

In the EU, there are concentration limits for the STOT SE classification of methanol. This may or may not apply to GHS classifications for Australian SDS.



Concentration range (%):

>10

STOT SE Category 1

>3 and <10

STOT SE Category 2

## **B. Labelling**

Danger

## **C. Pictograms**



The health hazard pictogram is omitted if the STOT SE classification for methanol does not apply. (i.e., concentration of methanol is below the concentration limits).

## **X. SAFETY AND HANDLING**

Methanol is used in the drilling mud product ALDACIDE® G ANTIMICROBIAL at a concentration of 0.1% to 1%. The safety and handling of methanol at this concentration in ALDACIDE® G ANTIMICROBIAL will be provided in the dossier on glutaraldehyde, the major constituent of ALDACIDE® G ANTIMICROBIAL.

### Occupational Exposure Standards

The workplace exposure standard for methanol in Australia is 200 ppm (262 mg/m<sup>3</sup> as an 8-hr TWA and 250 ppm (328 mg/m<sup>3</sup>) as a 15-min STEL. There is also a skin notation indicating that absorption through the skin may be a significant source of exposure.

## **A. Transport Information**

Methanol is used drilling mud product ALDACIDE® G ANTIMICROBIAL at a concentration of 0.1 to 1%. The transportation information for ALDACIDE® G ANTIMICROBIAL will be provided in the dossier on glutaraldehyde, the major constituent of ALDACIDE® G ANTIMICROBIAL.

## **XI. DISPOSAL**

Disposal should be in accordance with all local, state, and federal regulations.

## **XII. REGULATORY INFORMATION**

Australian AICS Inventory: Listed.

## **XIII. REFERENCES**

Abbondandolo, A. et al. (1980). Mutat. Res. 79: 141 – 150.



- ADWG (2011). National Water Quality Management Strategy. Australian Drinking Water Guidelines, Section 6, Australian Government, National Health and Medical Research Council, Natural Resource Management Ministerial Council.
- Andrews, L.S., Clary, J.J., Terrill, J.B., and Bolte, H.F. (1987). Subchronic inhalation toxicity of methanol. *J. Toxicol. Environ. Health* 20: 117-124.
- BASF AG (1975). Unpublished data, (XXIV 436), 03 July 1975; cited in OECD-SIDS SIAR on Methanol.
- BASF AG (1979). Unpublished data, (78/333), 11 April / 11 July 1979; cited in OECD-SIDS SIAR on Methanol.
- BASF AG (1980a). Unpublished report, (80/158), 07 Aug. 1980; cited in OECD-SIDS SIAR on Methanol.
- BASF AG (1980b). Unpublished report, (80/158), 20 Nov. 1980; cited in OECD-SIDS SIAR on Methanol.
- Batterman, S.A., and Franzblau, A. (1997). Time-resolved cutaneous absorption and permeation rates of methanol in human volunteers. *Int. Arch. Occup. Environ. Health* 70: 341-351.
- Call, D.J. et al. (1983). Toxicity and metabolism studies with EPA priority pollutants and related chemicals in freshwater organisms, EPA-600/3-83-095, PB83-263665.
- Campbell, J.A., Howard, D.R., Backer, L.C., Allen, J.W. (1991). Evidence that methanol does not induce chromosome damage in mice. *Mutat. Res.* 260 : 257-264.
- Cho, C.-W. et al. (2008). The ecotoxicity of ionic liquids and traditional organic solvents on microalga *Selenastrum capricornutum*. *Ecotoxicol. Environ. Saf.* 71: 166-171.
- Cruzan, G. (2009). Assessment of the cancer potential of methanol. *Crit. Rev. Toxicol.* 39: 347-363.
- Department of the Environment, Water, Heritage and the Arts [DEWHA] (2009). Environmental risk assessment guidance manual for industrial chemicals, Department of the Environment, Water, Heritage and the Arts, Commonwealth of Australia.
- Deichman, W.B., and Mergard, E.G. (1948). *J. Ind. Hyg. Toxicol.* 30: 373 – 378.
- Dorn, N. et al. (2012). Discrepancies in the acute versus chronic toxicity of compounds with a designated narcotic mechanism. *Chemosphere* 87: 742-749.
- Dutkiewicz, B., Korczałik, H., and Karwacki, W. (1980). *Int. Arch. Occup. Environ. Health* 47: 81-88.
- ECHA. ECHA REACH database: <http://echa.europa.eu/information-on-chemicals/registered-substances>
- enHealth Human Risk Assessment (HHRA). (2012). Environmental Health Risk Assessment, Guidelines for Assessing Human Health Risks from Environmental Hazards. Office of Health Protection of the Australian Government Department of Health.





- European Chemicals Agency (ECHA). (2008). Guidance on Information Requirements and Chemical Safety Assessment, Chapter R11: PBT Assessment, European Chemicals Agency, Helsinki, Finland.
- De Flora, S. et al. (1984a). *Mutat. Res.* 133 : 161 – 198.
- De Flora, S. et al. (1984b). *Mutat. Res.* 134 : 159 – 165.
- Florin, I. et al. (1980). *Toxicol.* 18 : 219 – 232.
- Freitag, D., Lay, P. and Korte, F. (1985). Environmental Hazard Profile of Organic Chemicals: An experimental method for the assessment of the behaviour of organic chemicals in the ecosphere by means of simple laboratory tests with <sup>14</sup>C labelled chemicals. *Chemosphere*, 14: 1589-1616.
- Gluth, G. et al. (1985). Accumulation of pollutants in fish. *Comp. Biochem. Physiol.*, 81C: 273 – 277.
- Gocke, E et al. (1981). Mutagenicity of cosmetic ingredients licensed by the European Community. *Mutat. Res.* 90: 91 – 109.
- Hansch, C. and Leo, A.J. (1985). *Medchem. Project Issue No.26*, Claremont CA, Pomona College.
- Heidelberger, C. et al. (1983). *Mutat. Res.* 114 : 283 – 385.
- IPCS (1997). Environmental Health Criteria on Methanol 196, WHO, Geneva.
- Kavet, R., and Nauss, K.M. (1990). The toxicity of inhaled methanol vapors. *CRC Crit. Rev. Toxicol.* 20: 21 – 50.
- Kimura, E.T., Ebert, D.M., and Dodge, P.W. (1971). *Toxicol. Appl. Pharmacol.* 19: 699 – 703.
- Klimisch, H.J., Andreae, M., and Tillmann, U. (1997). A systematic approach for evaluating the quality of experimental and toxicological and ecotoxicological data. *Regul. Toxicol. Pharmacol.* 25:1-5.
- Kuehn, R. et al. (1989). *Water Research*, 23: 495-499.
- Lasne, C. et al. (1984.) *Mutat. Res.* 130: 273 – 282.
- Liesivuori, J., and Savolainen, H. (1991). *Pharmacol. Toxicol.* 69: 157 – 163.
- Lokke, H. (1984). Leaching of ethylene glycol and ethanol in subsoils. *Water, Air, and Soil Pollution* 22: 373-387.
- McGregor, D.B et al. (1985). *Environ. Mutagen.* 7(Suppl. 3), A10.
- NEDO (1985a). 24-month inhalation carcinogenicity study on methanol in Fischer 344 rats (test no.: 5A-268), Report dated September 30, 1985, 10 volumes. Mitsubishi Kasei Institute for Toxicological and Environmental Sciences, Tokyo.



- NED (1985b). 18-month inhalation carcinogenicity study on methanol in B6C3F1 mice (test no.: 4A-223), Report dated March 30, 1985, 9 volumes. Mitsubishi Kasei Institute for Toxicological and Environmental Sciences, Tokyo.
- NICNAS. Human Health Tier II Assessment for Methanol; accessed 17 June 2017. Available at: [https://www.nicnas.gov.au/chemical-information/imap-assessments/imap-assessment-details?assessment\\_id=115#cas-A\\_67-56-1](https://www.nicnas.gov.au/chemical-information/imap-assessments/imap-assessment-details?assessment_id=115#cas-A_67-56-1)
- NTP-CERHR (2003). NTP-CERHR Monograph on the Potential Human Reproductive and Developmental Effects of Methanol, Center for the Evaluation of Risks to Human Reproduction, National Toxicology Program, U.S. Department of Health and Human Services, NIH Publication, No. 03-4478.
- OECD (2004a). IUCLID Data Set for Methanol (CAS No. 67-56-1). Available at: [http://webnet.oecd.org/Hpv/UI/SIDS\\_Details.aspx?id=39B5D34A-2F5D-4D53-B000-E497B3A3EE89](http://webnet.oecd.org/Hpv/UI/SIDS_Details.aspx?id=39B5D34A-2F5D-4D53-B000-E497B3A3EE89)
- OECD (2004b). Screening Information Dataset (SIDS) Initial Assessment Report for Methanol (CAS No. 67-56-1). Available at: [http://webnet.oecd.org/Hpv/UI/SIDS\\_Details.aspx?id=39B5D34A-2F5D-4D53-B000-E497B3A3EE89](http://webnet.oecd.org/Hpv/UI/SIDS_Details.aspx?id=39B5D34A-2F5D-4D53-B000-E497B3A3EE89)
- O'Loughlin, K. et al. (1992). Environ. Mutagen Soc. 47 (Abstr.).
- Poirer S.H., Knuth, L.M., Anderson-Buchou, C.D. et al. (1986). Comparative toxicity of methanol and N,N-dimethylformamide to freshwater fish. Bull. Environ. Contam. Toxicol., 37: 615-621.
- Price, K.S. et al. (1974). Brine shrimp bioassay and seawater BOD of petrochemicals. J. Water Pollution Control Fed. 46: 63-77.
- Rogers, J.M., Mole, M.L., Chernoff, N., Barbee, B.D., Turner, C.I., Logsdon, T.R., and Kavlock, R.J. (1993). The developmental toxicity of inhaled methanol in the CD-1 mouse, with quantitative dose-response modeling for estimation of benchmark doses. Teratol. 47: 175-188.
- Rowe, K., and McCollister, S.B. (1982). In: Patty's Industrial Hygiene and Toxicology, 3rd rev. ed. (G. D. Clayton and F. E. Clayton, eds.), pp. 4527-4708, Wiley, New York.
- Scheunert, I. et al. (1987). Biomineralization rates of <sup>14</sup>C-labelled organic chemicals in aerobic and anaerobic suspended soil. Chemosphere 16: 1031-1041.
- Schuelplein, R.J., and Blank, I.H. (1971). Physiol. Rev. 51: 702-747.
- Smyth, H.F., Seaton, J., and Fisher, L. (1941). J. Ind. Hyg. Toxicol. 23: 259 – 268.
- Soffritti, M., Belpoggi, F., Cevolani, D., Guarino, M., Padovani, M., and Maltoni, C. (2002). Results of long-term experimental studies on the carcinogenicity of methyl alcohol and ethyl alcohol in rats. In: M.A. Mehlman (Ed.), Carcinogenesis bioassays and protecting public health: commemorating the lifework of Cesare Maltoni and colleagues, pp. 46-69, Bologna, Italy: Ann. N.Y. Acad. Sci.



- Stratton, G.W., and Smith, T.M. (1988). Interaction of organic solvents with the green alga *Chlorella pyrenoidosa*, *Bull. Environ. Contam. Toxicol.*, 40: 736-742.
- Tephly, T.R. (1991). The toxicity of methanol. *Life Sci.* 48: 1031 – 1041.
- USEPA. (1986). Rat Oral Subchronic Study on Methanol, U.S. Environmental Protection Agency, Washington, DC. Cited in the U.S. Integrated Risk Information System (IRIS) database for methanol (<https://www.epa.gov/iris>).
- USEPA. (2013a). Toxicological Review of Methanol (Noncancer) (CAS No. 67-56-1) in Support of Summary Information on the Integrated Risk Information System (IRIS). EPA/635/R-11/00FA U.S. Environmental Protection Agency, Washington, DC. Available at: [https://cfpub.epa.gov/ncea/iris/iris\\_documents/documents/toxreviews/0305tr.pdf](https://cfpub.epa.gov/ncea/iris/iris_documents/documents/toxreviews/0305tr.pdf)
- USEPA. (2013b). Integrated Risk Information System (IRIS) Chemical Assessment Summary: Methanol (CASRN 67-56-1). Available at: [https://cfpub.epa.gov/ncea/iris/iris\\_documents/documents/subst/0305\\_summary.pdf](https://cfpub.epa.gov/ncea/iris/iris_documents/documents/subst/0305_summary.pdf)
- Wagner, R. (1976). *Vom Wasser* 47, 241-265.
- Welch, H., and Slocum, G.G. (1943). *J. Lab. Chem. Med.* 28: 1440.
- White, L.R., Marthinsen, A.B.L., Ricchard, R.J., Eik-Nes, K.B., and Nilsen, O.G. (1983). Biochemical and cytological studies of rat lung after inhalation of methanol vapor. *Toxicol. Lett.* 17: 1-5.



#### **XIV. ACRONYMS AND GLOSSARY**

°C	degrees Celsius
ADWG	Australian Drinking Water Guidelines
BMD	benchmark dose
CERHR	Centre for Evaluation of Risks to Human Reproduction
CNS	central nervous system
DEWHA	Department of the Environment, Water, Heritage and the Arts
ECHA	European Chemicals Agency
EU	European Union
FOB	functional observation battery
GHS	Globally Harmonised System of Classification and Labelling of Chemicals
HHRA	enHealth Human Risk Assessment
IRIS	Integrated Risk Information System
IUPAC	International Union of Pure and Applied Chemistry
kg/m <sup>3</sup>	kilograms per cubic metre
LOAEL	lowest observed adverse effect level
mg/cm <sup>2</sup> /hr	milligrams per square centimetre per hour
mg/kg	milligrams per kilogram
mg/L	milligrams per litre
mg/m <sup>3</sup>	milligrams per cubic metre
NICNAS	The National Industrial Chemicals Notification and Assessment Scheme
NOAEL	no observed adverse effect level
NOEC	no observed effective concentration
NPT	National Toxicology Program
OECD	Organisation for Economic Co-operation and Development
PBT	Persistent, Bioaccumulative and Toxic
ppm	parts per million
RfD	oral Reference dose
SIDS	Screening Information Data Set
SMILES	simplified molecular-input line-entry system
STOT SE	Specific Target Organ Toxicity - Single Exposure
THF	tetrahydrofolate
TLV	threshold limit value
USEPA	United States Environmental Protection Agency



## POLYETHYLENE GLYCOLS (PEG 200 TO PEG 600)

This dossier on the lower molecular weight polyethylene glycols (PEG 200 to PEG 600) does not represent an exhaustive or critical review of all available data. Rather, it presents the most critical studies pertinent to the risk assessment of polyethylene glycols in its use in drilling muds and hydraulic fracturing fluids, and water treatment systems. The information presented in this dossier was obtained primarily from the OECD-SIDS documents on the ethylene glycol category (OECD, 2004). Where possible, study quality was evaluated using the Klimisch scoring system (Klimisch et al., 1997).

### I. SUBSTANCE IDENTIFICATION

**Chemical Name (IUPAC):** Poly(oxyethylene) or Poly(ethylene oxide)

**CAS RN:** 25322-68-3

**Molecular formula:**  $C_{2n}H_{4n+2}O_{n+1}$

**Molecular weight:** PEG 200 (190 – 210); PEG 300 (285-315); PEG 400 (380-420)

**Synonyms:** Polyethylene glycol, poly(oxyethylene), poly(oxy-1,2-ethanediyl),  $\alpha$ -hydroxy- $\omega$ -hydroxy-ethane-1,2-diol

Polyethylene glycols (PEGs) are water-soluble linear polymers formed by the addition reaction of ethylene oxide to an ethylene glycol equivalent. The general formula for polyethylene glycol is:  $H-(OCH_2CH_2)_n-OH$  where “n” is the average number of repeating oxyethylene groups.

### II. PHYSICO-CHEMICAL PROPERTIES

**Table 1: Overview of the Physico-chemical Properties of the Low Molecular Weight PEGs<sup>1</sup>**

	PEG 200	PEG 300	PEG 400	PEG 600
Molecular weight range	190-210	285-315	380-420	570-630
Density (g/cm <sup>3</sup> )	@ 20°C	1.1249 @ 20°C	1.1255 @ 20°C	1.1258 @ 20°C
Melting Point	<65°C	-15 to -8°C	4 to 8°C	15-25°C
Solubility (20°C)	Complete	Complete	Complete	Complete
Viscosity (100°C)	4.3	5.8	7.3	10.8 cSt
Aver. # EO units	4.1	6.4	8.7	13.2
Flash Point (°C)	185/190	218/243	227/263	238/274
Physical Form	Liquid	Liquid	Liquid	Liquid

<sup>1</sup>Technical Data Sheets from The Dow Chemical Company (Dow 2011a,b,c,d).

All of the lower molecular weight PEGs are liquid at room temperature; PEGs with higher molecular weights exist as solids at room temperature.



### **III. ENVIRONMENTAL FATE PROPERTIES**

#### **A. Summary**

No data are available on the low molecular weight PEGs. Data on some of the major constituents indicate that the low molecular weight PEGs are inherently biodegradable, have a low potential for bioaccumulation, and have a high mobility in soil.

#### **B. Biodegradation**

No information was located on the low molecular weight PEGs.

Data are available on tetraEG and pentaEG, both being major constituents of PEG 200 (Bailey and Koleste, 1966; OECD, 2004). Both tetraEG and pentaEG are inherently biodegradable. For tetraEG, there was 22% degradation after 20 days in a BOD test and 40% degradation after 28 days in an OECD 301D test (Waggy et al., 1994). For pentaEG, there was 34% degradation after 20 days in a BOD test (OECD, 2004).

#### **C. Bioaccumulation**

The experimental value of the log  $K_{ow}$  for a low molecular weight PEG was determined to be -0.958 (ECHA). [Kl. score = 1]

Using KOWWIN in EPISUITE™, the estimated log  $K_{ow}$  values for tetraEG and pentaEG, the major constituents of PEG 200, are -2.0228 and -2.2972, respectively (EPA 2016). The estimated BCF for both tetraEG and pentaEG using BCFBAF is 3.162.

Thus, the lower molecular weight PEGs are not expected to bioaccumulate.

#### **D. Environmental Distribution**

##### Adsorption/desorption

No experimental data are available for the low molecular weight PEGs. Using KOCWIN in EPISUITE™, the estimated  $K_{oc}$  values from log  $K_{ow}$  for tetraEG and pentaEG, the major constituents of PEG, are 0.05 and 0.03 L/kg, respectively. The estimated  $K_{oc}$  value from the molecular connectivity index (MCI) for tetraEG and pentaEG, the major constituents of PEG, is 10 L/kg (EPA, 2016).

### **IV. HUMAN HEALTH HAZARD ASSESSMENT**

#### **A. Summary**

The low molecular weight PEGs are partially absorbed from the small intestine, can undergo metabolism in the body, and both PEG and its metabolites are excreted mainly in the urine. These polymeric compounds are non-toxic by the oral, dermal, and inhalation routes. PEGs are minimally irritating to the skin and eyes, and are not skin sensitizers. Repeated exposures to very high oral doses of PEG 400 produced slight kidney toxicity in rats. The overall evidence is that the low molecular weight PEG polymers are not genotoxic. No developmental toxicity was observed in the animal studies.



## **B. Toxicokinetics and Metabolism**

PEGs of low molecular weight are partially absorbed in the proximal small intestine following oral administration. About 50-65% of PEG 400 was shown to be absorbed in humans (Shaffer et al., 1950).

Metabolism of PEG to acidic metabolites may occur following absorption. PEG and its acidic metabolites appear to be excreted in the urine and bile, with the biliary route playing a major role for the higher molecular weight PEGs (Herold et al., 1982).

## **C. Acute Toxicity**

The oral LD<sub>50</sub> in rats was reported to range from 25,700 to 32,500 mg/kg (OECD, 2004) and 28,130 mg/kg (OECD, 2004).

The dermal LD<sub>50</sub> values in rabbits ranges from 14,000 to 20,000 mg/kg (OECD, 2004).

No deaths were reported in rats exposed to an aerosol of 2,516 mg/m<sup>3</sup> PEG 200 for 6 hours (OECD, 2004).

## **D. Irritation**

PEGs (molecular weights not specified) are not irritants (Cavender and Sowinski, 1994).

TetraEG was minimally irritating to human skin (OECD, 2004). PentaEG produced minor transient irritation to rabbit skin (OECD, 2004). Both tetraEG and pentaEG produced minimal transient irritation to the eyes of rabbits (OECD, 2004).

## **E. Sensitization**

PEGs (molecular weights not specified) are not skin sensitizers (Cavender and Sowinski, 1994).

TetraEG was not a skin sensitizer to guinea pigs or to humans (OECD, 2004).

## **F. Repeated Dose Toxicity**

### Oral

Male and female F344 rats were dosed by oral gavage with 0, 1,100, 2,800, or 5,600 mg/kg PEG 400 5 days/week for 13 weeks. An additional group of rats (0 and 5,600 mg/kg dose groups) were dosed for 13 weeks followed by a 6-week recovery period. There were no treatment-related deaths or changes in haematology and clinical chemistry parameters. There were loose feces in the mid- and high-dose animals; this was attributed to the bulk cathartic effects of PEG 400. Food consumption and body weights were slightly decreased in the mid- and high-dose animals; although this was attributed to the physical presence of PEG 400 in the gastrointestinal tract, a direct effect of PEG 400 could not be ruled out. Water consumption was increased in all treatment groups possibly due to an increase in serum osmolality due to the absorption of PEG 400. Urine N-acetyl-β-D-glucosaminidase (NAG) activity, osmolality, and specific gravity were increased in a dose-related manner in males of all dose groups. The magnitude of the changes in these parameters in the low-dose group was very slight (only the specific gravity was statistically significant). In females, urinary NAG activity was not significantly altered. Urinary osmolality and specific gravity tended to be increased in females in all dose groups, but only specific gravity of the high-dosed females was statistically significant. Urine pH



was decreased in all dosed males and in the mid- and high-dose females. The urinary concentrations of protein and bilirubin were all increased in males in all dose groups. Following the recovery period, there were no biologically significant changes in hematology, clinical chemistry, or urinalysis in either males or females. Small increases in relative kidney weights were seen in the treated animals and was attributed to the osmotic effect of PEG 400 and/or metabolites in the urine. There were no histopathologic effects noted in the kidneys or urinary bladder. The results suggest a slight, reversible kidney toxicity in the 2,800 mg/kg males and in the 5,600 mg/kg males and females, based on increased concentration of protein and bilirubin, urinary vascular cell findings, and NAG activity. The NOAEL for this study is 2,800 mg/kg-day (Hermansky et al., 1995; ECHA). [KI. score = 2]

Male and female rats were fed in their diet 0, 2, 4, 8, 16, or 24% PEG 400 (0, 1,000, 2,000, 4,000, 8,000, or 12,000 mg/kg-day) for 90 days. No effects were seen in the rats at doses up to 8% in the diet. At 16% in the diet, liver and kidney weights were increased compared to the controls, and a decrease in body weight gain was observed. The NOAEL for this study is 8% in the diet or 4,000 mg/kg-day (Smyth et al., 1995; ECHA) [KI. score = 4]

Male and female rats were fed in their diet 0, 1, 2, 4, or 8% PEG 400 (0, 500, 1,000, 2,000, or 4,000 mg/kg-day) for two years. The male rats in the 4% dose group grew slightly less than the control males. No other effects were reported. The NOAEL is 2% in the diet or 2,000 mg/kg-day (Smyth et al. 1995; ECHA) [KI. score = 4]

#### Inhalation

No studies were located on the lower molecular weight PEGs.

#### Dermal

No studies were located on the lower molecular weight PEGs.

### **G. Genotoxicity**

No studies on PEG 400 or PEG 600 were located.

PEG 200 (containing ~29% tetraEG) was tested *in vitro* for genotoxicity in a Chinese hamster epithelial liver cell chromosomal aberration assay. A dose-related increase in chromosomal aberrations was observed (Biondi et al., 2002; OECD, 2004). PEG 200 (26% tetraEG) was also tested in an *in vivo* rat bone marrow chromosomal aberration test. A significant marginal increase was observed in the male rats at the 12-hour harvest time point at doses of 2,500 and 5,000 mg/kg; the increase was dose-related indicating a clear positive response.

PEG 200 contains diethylene glycol (DEG), triethylene glycol (TEG), tetraEG and pentaEG; all have been tested for genotoxicity. PEG 200 also contains several glycols of higher molecular weights, which have not been assessed for mutagenicity.

Mutagenicity studies in bacteria and *in vitro* mutagenicity studies in mammalian cells have been conducted for DEG and TEG, and the results have been uniformly negative (OECD, 2004). The results of *in vitro* assays of EG and DEG for chromosomal aberrations (CHO chromosomal aberration and sister chromatid exchange assays) have also been uniformly negative (OECD, 2004). DEG and TEG have not been tested *in vivo* for genotoxicity.





TetraEG has been found to cause chromosome aberrations *in vitro* (OECD, 2004); however, three assays for chromosomal effects *in vivo* have been either negative or equivocal. These *in vivo* studies include a negative rat dominant lethal test; a negative rat bone marrow chromosome aberration test; and an equivocal mouse peripheral blood micronucleus assay (OECD, 2004). A more recent statistical reanalysis of the rat chromosome aberration study (White and Douglas, 2003; OECD, 2004) judged the overall result to be equivocal because of a marginal association and dose-related trends for either sex but at different harvest times, and a significant effect of treatment limited to the lowest doses in females at the 24 hour harvest and males at the 12 hour harvest. However, inspection of the overall data from this assay show these two values to be isolated to the lowest exposure animals and the dose effect trends to be inverse, i.e. decreasing with increasing doses without evidence of cytotoxicity from treatments. The reason for the equivocal designation for the tetraEG mouse micronucleus test was a weak statistically significant increase in micronuclei in males only at a single time point and without a dose-response.

PentaEG was not mutagenic in the Ames test or in mammalian cells *in vitro* in the CHO/HGPRT assay (OECD, 2004). A mouse bone marrow micronucleus test of crude pentaEG (70% pentaEG, 19% tetraEG) was assessed as negative by the original investigators but deemed to be equivocal after statistical reanalysis (White and Douglas, 2003; OECD, 2004) using non-parametric contingency table analyses and trend tests. However, inspection of the primary data reveals that this reanalysis was influenced by a single uncharacteristically low micronuclei control value in one sex (females) at a single time point, indicating that the test result is biologically negative.

#### **H. Carcinogenicity**

No studies were located.

#### **I. Reproductive Toxicity**

No studies have been conducted on PEGs.

Repeat dosing with tetraEG at doses up to 6,386 mg/kg-day for 14 days or 2,000 mg/kg-day for 4 weeks produced no notable changes in the histopathology of the testes and epididymides of rats (OECD, 2004).

#### **J. Developmental Toxicity**

No developmental effects were seen in rats dosed orally up to 10,000 mg/kg-day PEG 200 (OECD, 2004).

### **V. DERIVATION OF TOXICOLOGICAL REFERENCE AND DRINKING WATER GUIDANCE VALUES**

The toxicological reference values developed for the lower molecular PEGs follow the methodology discussed in enHealth (2012). The approach used to develop drinking water guidance values is described in the Australian Drinking Water Guidelines (ADWG, 2011).

#### **A. Non-Cancer**

##### Oral

No toxicity was seen in rats given 2,000 mg/kg-day PEG 400 in their feed for two years. The NOAEL of 2,000 mg/kg-day will be used for determining the oral reference dose (RfD) and the drinking water guidance value.



### Oral Reference Dose (oral RfD)

$$\text{Oral RfD} = \text{NOAEL} / (\text{UF}_A \times \text{UF}_H \times \text{UF}_L \times \text{UF}_{\text{Sub}} \times \text{UF}_D)$$

Where:

$\text{UF}_A$  (interspecies variability) = 10

$\text{UF}_H$  (intraspecies variability) = 10

$\text{UF}_L$  (LOAEL to NOAEL) = 1

$\text{UF}_{\text{Sub}}$  (subchronic to chronic) = 1

$\text{UF}_D$  (database uncertainty) = 1

$$\text{Oral RfD} = 2,000 / (10 \times 10 \times 1 \times 1 \times 1) = 2,000 / 100 = \underline{20 \text{ mg/kg-day}}$$

### Drinking water guidance value

Drinking water guidance value = (animal dose) x (human weight) x (proportion of intake from water) / (volume of water consumed) x (safety factor)

#### Using the oral RfD,

Drinking water guidance value = (oral RfD) x (human weight) x (proportion of water consumed) / (volume of water consumed)

Where:

Human weight = 70 kg (ADWG, 2011)

Proportion of water consumed = 10% (ADWG, 2011)

Volume of water consumed = 2L (ADWG, 2011)

$$\text{Drinking water guidance value} = (20 \times 70 \times 0.1) / 2 = \underline{70 \text{ mg/L}}$$

## **B. Cancer**

There are no carcinogenicity studies on the low molecular weight PEGs. Thus, a cancer reference value was not derived.

## **VI. HUMAN HEALTH HAZARD ASSESSMENT OF PHYSICO-CHEMICAL PROPERTIES**

The low molecular weight PEGs do not exhibit the following physico-chemical properties:

- Explosivity
- Flammability
- Oxidizing potential

## **VII. ENVIRONMENTAL HAZARD ASSESSMENT**

### **A. Summary**

The low molecular weight PEG polymers are not toxic to aquatic organisms.



## B. Aquatic Toxicity

### Acute Studies

Table 2 lists the results of acute aquatic toxicity studies conducted on the low molecular weight PEGs and their major constituents.

**Table 2: Acute Aquatic Toxicity Studies on the Low Molecular Weight PEGs and Their Major Constituents**

Test Substance (CAS No.)	Test Species	Endpoint	Results (mg/L)	Reference
PEG (molecular weight unknown)	<i>Poecilia reticulata</i>	96-hr LC <sub>50</sub>	>100	ECHA
TetraEG (112-60-7)	<i>Pimephales promelas</i>	96-hr LC <sub>50</sub>	>10,000	OECD, 2004; ECHA
PentaEG (4792-15-8)	<i>Pimephales promelas</i>	96-hr LC <sub>50</sub>	>50,000	OECD, 2004
TetraEG (112-60-7)	<i>Daphnia magna</i>	48-hr EC <sub>50</sub>	7,746	OECD, 2004; ECHA
PentaEG (4792-15-8)	<i>Daphnia magna</i>	48-hr EC <sub>50</sub>	>20,000	OECD, 2004
PentaEG (4792-15-8)	<i>Pseudokirchneriella subcapitata</i>	72-hr EC <sub>50</sub> NOEC	>100 100	OECD, 2004

### Chronic Studies

No chronic aquatic toxicity studies were located on the low molecular weight PEGs. Table 3 lists the results of chronic aquatic toxicity studies on triethylene glycol, a constituent of PEG 200.

**Table 3: Chronic Aquatic Toxicity Studies on Triethylene Glycol**

Test Substance (CAS No.)	Test Species	Endpoint	Results (mg/L)	Reference
TEG (112-60-7)	<i>Pimephales promelas</i>	7-d NOEC	15,380 (weight)	Pillard, 1995; ECHA
TEG (112-60-7)	<i>Daphnia magna</i>	7-d NOEC	8,590 (reproduction)	Pillard, 1995; ECHA

## C. Terrestrial Toxicity

No studies were located.

## D. Calculation of PNEC

The PNEC calculations for the low molecular weight PEGs follow the methodology discussed in DEWHA (2009).



### PNEC water

Experimental results are available for three trophic levels for the low molecular weight PEGs and their major constituents. Acute E(L)C<sub>50</sub> values are available for fish (>100 mg/L), *Daphnia* (7,746 mg/L), and algae (>100 mg/L). Chronic toxicity data are available on triethylene glycol (fish and invertebrates) and pentaEG (algae), with the lowest NOEC being 100 mg/L for algae. On the basis that the data consists of short-term results from three trophic levels and long-term results of three trophic levels, an assessment factor of 10 has been applied to chronic NOEC of 100 mg/L for algae. The PNEC<sub>water</sub> is 10 mg/L.

### PNEC sediment

There are no toxicity data for sediment-dwelling organisms. Therefore, the PNEC<sub>sed</sub> was calculated using the equilibrium partitioning method. The PNEC<sub>sed</sub> is 7.7 mg/kg sediment wet weight.

The calculations are as follows:

$$\begin{aligned} \text{PNEC}_{\text{sed}} &= (K_{\text{sed-water}}/\text{BD}_{\text{sed}}) \times 1000 \times \text{PNEC}_{\text{water}} \\ &= (0.99/1280) \times 1000 \times 10 \\ &= 7.7 \end{aligned}$$

Where:

$K_{\text{sed-water}}$  = suspended matter-water partition coefficient (m<sup>3</sup>/m<sup>3</sup>)

$\text{BD}_{\text{sed}}$  = bulk density of sediment (kg/m<sup>3</sup>) = 1,280 [default]

$$\begin{aligned} K_{\text{sed-water}} &= 0.8 + [0.2 \times K_{\text{p}_{\text{sed}}}/1000 \times \text{BD}_{\text{solid}}] \\ &= 0.8 + [0.2 \times 0.4/1000 \times 2400] \\ &= 0.99 \end{aligned}$$

Where:

$K_{\text{p}_{\text{sed}}}$  = solid-water partition coefficient (L/kg).

$\text{BD}_{\text{solid}}$  = bulk density of the solid phase (kg/m<sup>3</sup>) = 2,400 [default]

$$\begin{aligned} K_{\text{p}_{\text{sed}}} &= K_{\text{oc}} \times f_{\text{oc}} \\ &= 10 \times 0.04 \\ &= 0.4 \end{aligned}$$

Where:

$K_{\text{oc}}$  = organic carbon normalized distribution coefficient (L/kg). The  $K_{\text{oc}}$  for tetraEG and pentaEG, major constituents of PEG 200, is 10 L/kg.

$f_{\text{oc}}$  = fraction of organic carbon in sediment = 0.04 [default].

### PNEC soil

There are no toxicity data for terrestrial or soil organisms. Therefore, the PNEC<sub>soil</sub> was calculated using the equilibrium partitioning method. The PNEC<sub>soil</sub> is 1.3 mg/kg soil dry weight.

The calculations are as follows:



$$\begin{aligned} \text{PNEC}_{\text{soil}} &= (\text{Kp}_{\text{soil}}/\text{BD}_{\text{soil}}) \times 1000 \times \text{PNEC}_{\text{water}} \\ &= (0.2/1500) \times 1000 \times 10 \\ &= 1.3 \end{aligned}$$

Where:

$\text{Kp}_{\text{soil}}$  = soil-water partition coefficient ( $\text{m}^3/\text{m}^3$ )  
 $\text{BD}_{\text{soil}}$  = bulk density of soil ( $\text{kg}/\text{m}^3$ ) = 1,500 [default]

$$\begin{aligned} \text{Kp}_{\text{soil}} &= \text{K}_{\text{oc}} \times f_{\text{oc}} \\ &= 10 \times 0.02 \\ &= 0.2 \end{aligned}$$

Where:

$\text{K}_{\text{oc}}$  = organic carbon normalised distribution coefficient ( $\text{L}/\text{kg}$ ). The  $\text{K}_{\text{oc}}$  for tetraEG and pentaEG, major constituents of PEG, is 10  $\text{L}/\text{kg}$ .  
 $f_{\text{oc}}$  = fraction of organic carbon in soil = 0.02 [default].

## VIII. PBT ASSESSMENT

The methodology for the Persistent, Bioaccumulative and Toxic (PBT) substances assessment is based on the Australian and EU Reach Criteria methodology (DEWHA, 2009; ECHA, 2008).

No information is available on the low molecular weight PEGs; however, constituents tetraEG and pentaEG are inherently, but not readily, biodegradable. Thus, the low molecular weight PEGs are expected to meet the screening criteria for persistence.

No information is available on the low molecular weight PEGs; however, constituents tetraEG and pentaEG have  $\log K_{\text{ow}}$  values of -2.0 and -2.3, respectively. Thus, the low molecular weight PEGs are not expected to meet the screening criteria for bioaccumulation.

There are no chronic aquatic toxicity studies on the low molecular weight PEG; however, the NOECs from chronic aquatic toxicity studies conducted on constituents TEG and pentaEG are  $>0.1 \text{ mg}/\text{L}$ . Thus, the low molecular weight PEGs are not expected to meet the screening criteria for toxicity.

The overall conclusion is that the low molecular weight PEGs are not PBT substances.

## IX. CLASSIFICATION AND LABELING

### A. Classification

Not classified.

### B. Labelling

No signal word.

### C. Pictogram

None.



## **X. SAFETY AND HANDLING**

### **A. FIRST AID**

#### Eye Contact

In the case of contact, immediately flush eyes with plenty of water for at least 15 minutes. If symptoms persist, seek medical advice.

#### Skin Contact

Wash thoroughly with soap and water.

#### Inhalation

If inhaled, remove from area to fresh air.

#### Ingestion

Rinse mouth with water and then drink plenty of water. Do not induce vomiting. Never give anything by mouth to an unconscious person. Seek medical attention.

### **B. FIRE FIGHTING INFORMATION**

#### Extinguishing Media

Water spray or fog, carbon dioxide, dry powder.

#### Specific Exposure Hazards

Burning produces harmful and toxic fumes.

#### Special Protective Equipment for Firefighters

Wear a self-contained breathing apparatus.

### **C. ACCIDENTAL RELEASE MEASURES**

#### Personal Precautions

No special precautions are necessary. Ensure adequate ventilation.

#### Environmental Precautions

Do not discharge into drains, sewers, or waterways.

#### Steps to be Taken if Material is Released or Spilt

For large amounts: dike spillage and pump off the product. For residues: pick up with suitable absorbent material. Dispose of contaminated material as prescribed.



## **D. STORAGE AND HANDLING**

### General Handling

Handle in accordance with good industrial hygiene and safety practice.

### Other Handling Precautions

Protect against fire and explosion: prevent electrostatic charge; sources of ignition should be kept well clear, and fire extinguishers should be kept handy.

### Storage

Keep container tightly closed and dry. Protect against heat. Store below 25°C.

## **E. EXPOSURE CONTROLS / PERSONAL PROTECTION**

### Occupational Exposure Standards

Occupational exposure standards for the low molecular weight PEGs have not been established.

### Engineering Controls

Provide local exhaust ventilation to control vapours and mists.

### Personal Protection Equipment

*Respiratory Protection:* Respiratory protection in case of vapours/aerosol release. Wear a certified organic vapour/particulate respirator.

*Hand Protection:* Chemical resistant protective gloves.

*Skin Protection:* Body protection must be chosen depending on activity and possible exposure.

*Eye protection:* Safety glasses with side-shields.

*Other Precautions:* Wash hands, forearms, and face thoroughly after handling chemical products, before eating, smoking, and using the lavatory and at the end of the working period. Appropriate techniques should be used to remove potentially contaminated clothing. Wash contaminated clothing before reusing. Ensure that eyewash stations and safety showers are close to the workstation location.

## **F. TRANSPORT INFORMATION**

The low molecular weight PEGs are not considered hazardous for purposes of transportation by road or rail. An Australian Dangerous Goods Code is not required.

## **XI. DISPOSAL**

Disposal should be in accordance with all local, state, and federal regulations.



## **XII. REGULATORY INFORMATION**

Australian AICS Inventory: Listed.

## **XIII. REFERENCES**

ADWG (2011). National Water Quality Management Strategy. Australian Drinking Water Guidelines, Section 6, Australian Government, National Health and Medical Research Council, Natural Resource Management Ministerial Council.

Bailey, F.E., Jr., and Koleske, J.V. (1966). Chapter 23. Configuration and hydrodynamic properties of the polyoxyethylene chain in solution. In: Nonionic Surfactants. Edited by M.J. Schick, Marcel Dekker, Inc., New York; cited in OECD 2004.

Biondi, O., Motta, S., and Mosesso, P. (2002). Low molecular weight polyethylene glycol induced chromosome aberrations in Chinese hamster cells cultured *in vitro*. *Mutagenesis* 17: 261-264.

Cavender, F.L., and Sowinski, E.J. (1994). Glycols. In: Patty's Industrial Hygiene and Toxicology, Fourth Edition, Volume 2, Part F, Ed. By G.D. Clayton and F.E. Clayton, pp. 4645-4719, John Wiley & Sons, Inc.

Department of the Environment, Water, Heritage and the Arts [DEWHA] (2009). Environmental risk assessment guidance manual for industrial chemicals, Department of the Environment, Water, Heritage and the Arts, Commonwealth of Australia.

Dow (2011a). Technical Data Sheet: CARBOWAX™ Polyethylene Glycol (PEG) 200. The Dow Chemical Company. Available at:  
[http://msdssearch.dow.com/PublishedLiteratureDOWCOM/dh\\_0889/0901b80380889477.pdf?filepath=polyglycols/pdfs/noreg/118-01796.pdf&fromPage=GetDoc](http://msdssearch.dow.com/PublishedLiteratureDOWCOM/dh_0889/0901b80380889477.pdf?filepath=polyglycols/pdfs/noreg/118-01796.pdf&fromPage=GetDoc)

Dow (2011b). Technical Data Sheet: CARBOWAX™ Polyethylene Glycol (PEG) 300. The Dow Chemical Company. Available at:  
[http://msdssearch.dow.com/PublishedLiteratureDOWCOM/dh\\_0889/0901b80380889737.pdf?filepath=polyglycols/pdfs/noreg/118-01797.pdf&fromPage=GetDoc](http://msdssearch.dow.com/PublishedLiteratureDOWCOM/dh_0889/0901b80380889737.pdf?filepath=polyglycols/pdfs/noreg/118-01797.pdf&fromPage=GetDoc)

Dow (2011c). Technical Data Sheet: CARBOWAX™ Polyethylene Glycol (PEG) 400. The Dow Chemical Company. Available at:  
[http://msdssearch.dow.com/PublishedLiteratureDOWCOM/dh\\_0887/0901b80380887901.pdf?filepath=polyglycols/pdfs/noreg/118-01798.pdf&fromPage=GetDoc](http://msdssearch.dow.com/PublishedLiteratureDOWCOM/dh_0887/0901b80380887901.pdf?filepath=polyglycols/pdfs/noreg/118-01798.pdf&fromPage=GetDoc)

Dow (2011d). Technical Data Sheet: CARBOWAX™ Polyethylene Glycol (PEG) 600. The Dow Chemical Company. Available at:  
[http://msdssearch.dow.com/PublishedLiteratureDOWCOM/dh\\_0887/0901b80380887904.pdf?filepath=polyglycols/pdfs/noreg/118-01800.pdf&fromPage=GetDoc](http://msdssearch.dow.com/PublishedLiteratureDOWCOM/dh_0887/0901b80380887904.pdf?filepath=polyglycols/pdfs/noreg/118-01800.pdf&fromPage=GetDoc)

ECHA. ECHA REACH database: <http://echa.europa.eu/information-on-chemicals/registered-substances>





enHealth Human Risk Assessment [HHRA] (2012). Environmental Health Risk Assessment, Guidelines for Assessing Human Health Risks from Environmental Hazards. Office of Health Protection of the Australian Government Department of Health.

European Chemicals Agency [ECHA] (2008). Guidance on Information Requirements and Chemical Safety Assessment, Chapter R11: PBT Assessment, European Chemicals Agency, Helsinki, Finland.

Hermansky, S.J., Neptun, D.A., Loughran, K.A., and Leung, H.W. (1995). Effects of polyethylene glycol (PEG 400) following 13 weeks of gavage treatment in Fischer-344 rats. *Fd. Chem. Toxicol.* 33: 139-149

Klimisch, H.J., Andreae, M., and Tillmann, U. (1997). A systematic approach for evaluating the quality of experimental and toxicological and ecotoxicological data. *Regul. Toxicol. Pharmacol.* 25:1-5.

Pillard, D. (1995). Comparative toxicity of formulated glycol deicers and pure ethylene and propylene glycol to *Ceriodaphnia dubia* and *Pimephales promelas*. *Environ. Toxicol. Chem.* 14: 311-315.

Shaffer, C.B., Crichfield, F.H., and Nair, J.H. III (1950). The absorption and excretion of a liquid polyethylene glycol. *J. Amer. Pharmaceut. Assoc.* 39: 340-343.

Smyth, Jr., H.F., Carpenter, C.P., and Weil, C.S. (1955). The chronic oral toxicology of the polyethylene glycols. *J. Amer. Pharm. Assoc.* 44: 27-30.

OECD (2004). SIDS Initial Assessment Report on the Ethylene Glycol Category: Ethylene Glycol (CAS No. 107-21-1), Diethylene Glycol (CAS No. 111-46-6), Triethylene Glycol (CAS No. 112-27-6), Tetraethylene Glycol (CAS No. 112-60-7), Pentaethylene glycol (CAS No. 4792-15-8).

Herold, D.A., Rodeheaver, G.T., Bellamy, W.T., Fitton, L.A., Bruns, D.E., and Edlich, R.F. (1982). Toxicity of topical polyethylene glycol. *Toxicol. Appl. Pharmacol.* 65: 329-335.

U.S. Environmental Protection Agency [EPA] (2016). EPISuite™ v. 4.11, United States Environmental Protection Agency, Office of Pollution Prevention and Toxics and Syracuse Research Corporation. Available at: <https://www.epa.gov/tsca-screening-tools/epi-suite-estimation-program-interface>

#### **XIV. ACRONYMS AND GLOSSARY**

°C	degrees Celsius
ADWG	Australian Drinking Water Guidelines
API	American Petroleum Institute
DEWHA	Department of the Environment, Water, Heritage and the Arts
EC	effective concentration
ECHA	European Chemicals Agency
EU	European Union
GHS	Globally Harmonised System of Classification and Labelling of Chemicals



HHRA	enHealth Human Risk Assessment
HPV	High Production Volume
IUPAC	International Union of Pure and Applied Chemistry
KI	Klimisch scoring system
LOAEL	lowest observed adverse effect level
mg/kg	milligrams per kilogram
mg/L	milligrammes per litre
mg/m <sup>3</sup>	milligrammes per cubic metre
MW	molecular weight
NICNAS	The National Industrial Chemicals Notification and Assessment Scheme
NIOSH	National Institute for Occupational Safety and Health
NOAEC	No Observed Adverse Effect Concentration
NOAEL	no observed adverse effect level
NOEC	no observed effective concentration
OECD	Organisation for Economic Co-operation and Development
PBT	Persistent, Bioaccumulative and Toxic
PNEC	Predicted No Effect Concentration
ppm	parts per million
REACH	Registration, Evaluation, Authorisation and Restriction of Chemicals
RfD	Reference Dose
SDS	Material Safety Data Sheet
SMILES	simplified molecular-input line-entry system
TGD	Technical Guidance Document
USEPA	United States Environmental Protection Agency
UVCB Materials	Unknown or Variable Composition, Complex Reaction Products and Biological
WAFs	water accommodated fractions
WHO	World Health Organisation
µm	micrometre



## POLYPROPYLENE GLYCOL

This dossier on polypropylene glycol does not represent an exhaustive or critical review of all available data. Rather, it presents the most critical studies pertinent to the risk assessment of polypropylene glycol in its use in drilling muds and hydraulic fracturing fluids. The majority of information presented in this dossier was obtained from the ECHA database that provides information on chemicals that have been registered under the EU REACH (ECHA) and on a Cosmetics Ingredient Review (CIR) on polypropylene glycol (Andersen, 1994). Where possible, study quality was evaluated using the Klimisch scoring system (Klimisch *et al.*, 1997).

### I. SUBSTANCE IDENTIFICATION

**Chemical Name:** Propane-1,2-diol, propoxylated

**CAS RN:** 25322-69-4

**Molecular formula:**  $(C_3H_6O)_n \cdot H_2O$

**Molecular weight:** Variable

**Synonyms:** Propane-1,2-diol propoxylated; polyoxypropylene; oxirane, methyl-, homopolymer; propylene oxide homopolymer; propylene oxide, propylene glycol polymer; poly[oxy(methyl-1,2-ethanediyl)], alpha.-hydro.-omega.-hydroxy-; alpha-hydro-omega-hydroxypoly(oxy(methyl-1,2-ethanediyl)); alpha-hydro-omega-hydroxypoly(oxypropylene)

Polypropylene glycol is a polymer of propylene oxide, with a minimal of three propylene oxide units.

### II. PHYSICO-CHEMICAL PROPERTIES

**Table 1: Physico-chemical Properties of Selected Polypropylene Glycols**

Property	Value	Klimisch score	Reference
Physical state at 20°C and 101.3 kPa	Clear, colorless, viscous liquid	4	ECHA
Melting Point*	< -150°C	1	ECHA
Boiling Point*	287°C	1	ECHA
Density*	1.012 @ 20°C	1	ECHA
Vapour Pressure**	8.39 x 10 <sup>-4</sup> @ 20°C 1.35 x 10 <sup>-3</sup> @ 25°C	1	ECHA
Partition Coefficient (log K <sub>ow</sub> )***	<0.3 to 0.9 (measured)	1	ECHA
Water Solubility*	miscible	1	ECHA
Flash Point*	151°C	1	ECHA
Auto flammability*	305°C	1	ECHA
Viscosity**	78.34 mPa s @ 20°C 27.37 mPa s @ 20°C	1	ECHA
Henry's Law Constant	-	-	-

\*Polypropylene glycol (MW 260)

\*\*Polypropylene glycol (MW 250)



### **III. ENVIRONMENTAL FATE PROPERTIES**

#### **A. Summary**

Polypropylene glycols are readily biodegradable. They are not expected to bioaccumulate. Polypropylene glycols have low potential to adsorb to sediment and soil.

#### **B. Biodegradation**

In an OECD 301F test, polypropylene glycol (identified as Polyol PD 230, MW 260) was degraded 2.1% after 7 days; 60.6% after 14 days; and 86.6% after 28 days. It is considered readily biodegradable (ECHA). [Kl. score = 1]

#### **C. Environmental Distribution**

##### Adsorption/desorption

In an OECD TG 121 test, the  $K_{oc}$  of polypropylene glycol (identified as Polyol PD 230, MW 260) was determined to be <17.8. The test material showed weak surface-active properties; it is also a UVCB mixture of homologous components. So, the analytical method may have produced results that are confounded by these properties (ECHA). [Kl. score = 2]

#### **D. Bioaccumulation**

No experimental studies are available. Based on the log  $K_{ow}$  of <0.3 to 0.9, polypropylene glycols are not expected to be bioaccumulate.

### **IV. HUMAN HEALTH HAZARD ASSESSMENT**

#### **E. Summary**

The acute oral toxicity of polypropylene glycols varies from moderately to non-toxic, depending on the molecular (toxicity decreases with increasing molecular weight). These substances are non-toxic by the dermal route. Polypropylene glycols are not skin and eye irritants; nor are they skin sensitizers. Repeated dose toxicity studies showed minimal systemic toxicity in rats given oral doses or rabbits given dermal applications of polypropylene glycols. These substances are not genotoxic. In a screening study, no reproductive or developmental effects were seen in rats dosed orally with a substance that is structurally related to polypropylene glycols.

#### **F. Acute Toxicity**

Acute oral toxicity studies on polypropylene glycols of various molecular weights (300 to 3,900) have indicated LD<sub>50</sub> values in rats ranging from 500 to >40,000 mg/kg (Andersen, 1994).

In acute dermal toxicity studies, doses of PPG 1025 (20 mL/kg) and PPG 2025 (20 mL/kg) did not cause death to rabbits. Two of five rabbits dosed with 20 mL/kg PPG 425 and one of five dosed with 10 mL/kg PPG 425 died (Andersen, 1994).

No acute inhalation studies on polypropylene glycol were identified.



## **G. Irritation**

Skin irritation was not noted after PPG 425, PPG 1025, or PPG 2025 was applied once to the skin of rabbits or when applied a total of eight times to the same area within 4 hours (Andersen, 1994).

PPGs 425, 1025, and 2025 were classified as harmless agents in rabbits in another ocular irritation study; PPG 1200 induced slight, transient ocular irritation in an albino rabbit (Andersen, 1994).

## **H. Sensitisation**

Polypropylene glycol (MW 260) was considered a non-sensitiser in a mouse local lymph node assay (LLNA) (ECHA) [KI. score = 1]. Neither skin irritation nor sensitisation reactions were observed in 300 human subjects who received continuous and repeated dermal applications of undiluted PPG 2000 (Andersen, 1994).

## **I. Repeated Dose Toxicity**

### Oral

PPG 2000 was administered to rats over a period of 100 days. Concentrations of 0.1, 0.3, 1.0, and 3.0% were administered in oral doses of 50 to 1,500 mg/kg-day. There were no adverse effects noted at concentrations of 0.1 to 1.0%. Slight decreases in growth were observed after the administration of 3% PPG 2000. The NOAEL is 1% (500 mg/kg-day) in the diet (Andersen, 1994).

In a 90-day study, PPG 2000 was administered orally to rats in doses ranging from 275 to 501 mg/kg-day. There was no evidence of adverse histopathologic, hematologic, or clinical chemistry effects in any of the animals tested. Body weight effects (not specified) were noted at the highest dose tested. The NOAEL is ~500 mg/kg-day (Andersen, 1994).

PPG 750 was administered to rats over a period of 100 days. Concentrations of 0.1 and 1% were administered at doses of 50 and 500 mg/kg-day. PPG 750 (0.1%) did not induce any adverse effects. However, in the group dosed with 1% PPG 750, there was a slight increase in liver and kidney weights; there were no histological changes. Neither of the doses resulted in a central nervous system stimulatory effect. The NOAEL is 500 mg/kg-day (Andersen, 1994).

A rat 28-day oral gavage study was conducted on triethanolamine, propoxylated (CAS No. 37208-53-0), a structurally related substance to polypropylene glycol. Male and female Wistar rats were dosed with 0, 100, 300, or 1,000 mg/kg-day. There were no treatment-related deaths and no clinical signs of toxicity. Haematological and clinical chemistry parameters measured in the study were similar across all groups. There were no gross necropsy or histopathological changes that were considered to be treatment-related. The NOAEL for this study is 1,000 mg/kg-day (ECHA). [KI. score = 1]

### Inhalation

No studies are available.

### Dermal

PPG-2000, at doses of 1, 5, or 10 ml/kg, was applied to the skin of rabbits 24 hours/day, 5 days/week for three months. It was reported that there was a slight reduction in growth in the 5 and 10 ml/kg groups; no effects were seen at 1 mL/kg (Andersen, 1994).



## **J. Genotoxicity**

### In Vitro Studies

Polypropylene glycol (MW 260) was not mutagenic to *S. typhimurium* strains TA1535, TA1537, TA102, TA98, and TA100 in the absence or presence of metabolic activation (ECHA).

### In Vivo Studies

No studies are available.

## **K. Reproductive/Developmental Toxicity**

No studies are available on polypropylene glycol.

A reproductive and developmental screening toxicity study (OECD 421) was conducted on triethanolamine, propoxylated (CAS No. 37208-53-0), a structurally related substance to polypropylene glycol. Male and female Wistar rats were dosed by oral gavage with doses of 0, 100, 300, or 1,000 mg/kg-day. Transient salivation was noted in the high-dose parental animals. There were marginal body weight gains in females in all dose groups during the pre-mating period, and a slight body weight loss in the high-dose females during lactation. There were no reproductive or developmental effects that were considered treatment-related. The NOAEL for reproductive and developmental toxicity is 1,000 mg/kg-day (ECHA). [Kl. score = 1]

## **V. DERIVATION OF TOXICOLOGICAL REFERENCE AND DRINKING WATER GUIDANCE VALUES**

The toxicological reference values developed for polypropylene glycol follow the methodology discussed in enHealth (2012). The approach used to develop drinking water guidance values is described in the Australian Drinking Water Guidelines (ADWG, 2011).

### **A. Non-Cancer**

#### Oral

Several rat subchronic toxicity studies conducted on polypropylene glycol showed an NOAEL of 1% polypropylene glycol in diet (500 mg/kg-day). In one study, it was reported that there was a slight increase in liver and kidney weights, but no data was provided to determine if the change in organ weights were statistically significant. Nevertheless, these organ weight changes may not be considered adverse since there were no accompanying histopathologic changes. No adverse effects were seen in rats given oral doses of up to 1,000 mg/kg-day for four weeks of a substance that is structurally similar to polypropylene glycol.

The NOAEL of 500 mg/kg-day from the polypropylene glycol studies will be used for determining the oral Reference dose (RfD) and the drinking water guidance value.

#### *Oral Reference Dose (oral RfD)*

$$\text{Oral RfD} = \text{NOAEL} / (\text{UF}_A \times \text{UF}_H \times \text{UF}_L \times \text{UF}_{\text{Sub}} \times \text{UF}_D)$$



Where:

$UF_A$  (interspecies variability) = 10

$UF_H$  (intraspecies variability) = 10

$UF_L$  (LOAEL to NOAEL) = 1

$UF_{Sub}$  (subchronic to chronic) = 1

$UF_D$  (database uncertainty) = 1

Oral RfD =  $500 / (10 \times 10 \times 1 \times 10 \times 1) = 500 / 1,000 = \underline{0.5 \text{ mg/kg-day}}$

#### *Drinking water guidance value*

Drinking water guidance value = (animal dose) x (human weight) x (proportion of intake from water) / (volume of water consumed) x (safety factor)

Using the oral RfD,

Drinking water guidance value = (oral RfD) x (human weight) x (proportion of water consumed) / (volume of water consumed)

where:

Human weight = 70 kg (ADWG 2011)

Proportion of water consumed = 10% (ADWG 2011)

Volume of water consumed = 2L (ADWG 2011)

Drinking water guidance value =  $(0.5 \times 70 \times 0.1) / 2 = \underline{2 \text{ mg/L}}$

#### **B. Cancer**

No carcinogenicity studies are available on the propylene glycols. Thus, a cancer reference value was not derived.

### **VI. HUMAN HEALTH HAZARD ASSESSMENT OF PHYSICO-CHEMICAL PROPERTIES**

Polypropylene glycol does not exhibit the following physico-chemical properties:

- Explosivity
- Flammability
- Oxidising potential.

### **VII. ENVIRONMENTAL HAZARD ASSESSMENT**

#### **A. Summary**

Polypropylene glycol is low toxicity concern to aquatic organisms.

#### **B. Aquatic Toxicity**

Table 2 lists the results of acute aquatic toxicity studies on polypropylene glycol.

**Table 2: Acute Aquatic Toxicity Studies on Polypropylene Glycol**

Test Species	Endpoint	Results (mg/L)	Kl. score	Reference
<i>Danio rerio</i>	96-h LC <sub>50</sub>	>100	1	ECHA
<i>Daphnia magna</i>	48-h EC <sub>50</sub>	105.8	1	ECHA
<i>Desmodesmus subspicatus</i>	72-h EC <sub>50</sub>	>100	1	ECHA

### Chronic Studies

No studies on polypropylene glycol are available.

There is a chronic *Daphnia* reproduction study on D-glucitol, propoxylated (CAS No. 52625-13-5), with an MW of 600. The 21-day NOEC from this study is >10 mg/L (ECHA).

### **C. Terrestrial Toxicity**

No studies are available.

### **D. Calculation of PNEC**

The PNEC calculations for polypropylene glycol follow the methodology discussed in DEWHA (2009).

#### PNEC water

Experimental results are available for three trophic levels. Acute E(L)C<sub>50</sub> values are available for fish (>100 mg/L), *Daphnia* (105.8 mg/L), and algae (>100 mg/L). The only chronic toxicity study on polypropylene glycol is an algal study. However, a chronic *Daphnia* study has been conducted on D-glucitol, propoxylated (CAS No. 52625-13-5), a structurally similar substance to polypropylene, with a NOEC of >10 mg/L. On the basis of the short-term results from three trophic levels and long-term results from two trophic levels, an assessment factor of 50 has been applied to the lowest reported NOEC value of 10 mg/L for invertebrates. The PNEC<sub>water</sub> is 0.2 mg/L.

#### PNEC sediment

There are no toxicity data for sediment-dwelling organisms. Therefore, the PNEC<sub>sed</sub> was calculated using the equilibrium partitioning method. The PNEC<sub>sed</sub> is 0.18 mg/kg sediment wet weight.

The calculations are as follows:

$$\begin{aligned}
 \text{PNEC}_{\text{sed}} &= (K_{\text{sed-water}}/\text{BD}_{\text{sed}}) \times 1000 \times \text{PNEC}_{\text{water}} \\
 &= (1.14/1280) \times 1000 \times 0.2 \\
 &= 0.18
 \end{aligned}$$

Where:

$K_{\text{sex-water}}$  = suspended matter-water partition coefficient (m<sup>3</sup>/m<sup>3</sup>)

$\text{BD}_{\text{sed}}$  = bulk density of sediment (kg/m<sup>3</sup>) = 1,280 [default]

$$\begin{aligned}
 K_{\text{sed-water}} &= 0.8 + (0.2 \times K_{\text{p}_{\text{sed}}}/1000 \times \text{BD}_{\text{solid}}) \\
 &= 0.8 + (0.2 \times 0.71/1000 \times 2400) \\
 &= 1.14
 \end{aligned}$$





Where:

$K_{p_{sed}}$  = solid-water partition coefficient (L/kg).

$BD_{solid}$  = bulk density of the solid phase ( $kg/m^3$ ) = 2,400 [default]

$$\begin{aligned} K_{p_{sed}} &= K_{oc} \times f_{oc} \\ &= 17.8 \times 0.04 \\ &= 0.71 \end{aligned}$$

Where:

$K_{oc}$  = organic carbon normalised distribution coefficient (L/kg). The  $K_{oc}$  for polypropylene glycol is 17.8.

$f_{oc}$  = fraction of organic carbon in sediment = 0.04 [default].

#### PNEC soil

There are no toxicity data for terrestrial or soil organisms. Therefore, the  $PNEC_{soil}$  was calculated using the equilibrium partitioning method. The  $PNEC_{soil}$  is 0.05 mg/kg soil dry weight.

The calculations are as follows:

$$\begin{aligned} PNEC_{soil} &= (K_{p_{soil}}/BD_{soil}) \times 1000 \times PNEC_{water} \\ &= (0.36/1500) \times 1000 \times 0.2 \\ &= 0.05 \end{aligned}$$

Where:

$K_{p_{soil}}$  = soil-water partition coefficient ( $m^3/m^3$ )

$BD_{soil}$  = bulk density of soil ( $kg/m^3$ ) = 1,500 [default]

$$\begin{aligned} K_{p_{soil}} &= K_{oc} \times f_{oc} \\ &= 17.8 \times 0.02 \\ &= 0.36 \end{aligned}$$

Where:

$K_{oc}$  = organic carbon normalised distribution coefficient (L/kg). The  $K_{oc}$  for polypropylene glycol is 17.8.

$f_{oc}$  = fraction of organic carbon in soil = 0.02 [default].

### **VIII. PBT ASSESSMENT**

The methodology for the Persistent, Bioaccumulative and Toxic (PBT) substances assessment is based on the Australian and EU Reach Criteria methodology (DEWHA, 2009; ECHA, 2008).

Polypropylene glycol is readily biodegradable; thus it does not meet the screening criteria for persistence.

Based on the log  $K_{ow}$  of <0.3 to 0.9, polypropylene glycol does not meet the screening criteria for bioaccumulation.

There are no chronic toxicity studies on polypropylene glycol. The acute  $E(L)C_{50}$  values of polypropylene glycol is >1 mg/L in fish, invertebrates, and algae. Also, an NOEC from structurally



similar substance (D-glucitol, propoxylated) is >0.1 mg/L. Thus it does not meet the screening criteria for toxicity.

The overall conclusion is that polypropylene glycol is not a PBT substance.

## **IX. CLASSIFICATION AND LABELLING**

### **A. Classification**

Not classified.

### **B. Labelling**

No signal word.

### **C. Pictograms**

None.

## **X. SAFETY AND HANDLING**

### **A. First Aid**

#### Eye Contact

In case of contact, immediately flush eyes with plenty of water for at least 5 minutes. Remove contacts, if possible. If symptoms persist, seek medical attention.

#### Skin Contact

Wash thoroughly with soap and water.

#### Inhalation

If inhaled, remove from area to fresh air. Get medical attention if respiratory irritation develops or if breathing becomes difficult.

#### Ingestion

If swallowed, seek medical attention. Do not induce vomiting. Never give anything by mouth to an unconscious person.

### **B. Fire Fighting Information**

#### Extinguishing Media

Water fog, carbon dioxide, foam, dry chemical.

#### Specific Exposure Hazards

Burning produces harmful and toxic fumes. Combustion products may include: carbon monoxide, carbon dioxide.



### Special Protective Equipment for Firefighters

Wear a self-contained breathing apparatus and protective clothing.

## **C. Accidental Release Measures**

### Personal Precautions

Use appropriate protective equipment. Spilled material may cause a slipping hazard.

### Environmental Precautions

Prevent from entering sewers, waterways, or low areas.

### Steps to be Taken if Material is Released or Spilled

Isolate spill and stop leak where safe. Contain spill with sand or other inert materials. Scoop up and remove.

## **D. Storage and Handling**

### General Handling

Do not swallow. Wash thoroughly after handling.

### Storage

Keep container closed when not in use. Store in a dry place.

## **E. Exposure Controls / Personal Protection**

### Occupational Exposure Standards

Workplace Australia has not established an occupational exposure limit for propylene glycol.

### Engineering Controls

Use in a well-ventilated area. Local exhaust ventilation should be used in areas without good cross ventilation.

### Personal Protection Equipment

*Respiratory Protection:* Not normally needed. But if significant exposures are possible then the following respirator is recommended: organic vapour respirator with a dust/mist filter.

*Hand Protection:* Chemical protective gloves.

*Skin Protection:* Normal work coveralls.

*Eye protection:* Chemical goggles; also wear a face shield if splashing hazard exists.



*Other Precautions:* Handle in accordance with good industrial hygiene and safety practice. Eyewash fountains and safety showers must be easily accessible.

## **F. Transport Information**

Polypropylene glycol is not considered hazardous for purposes of transportation by road or rail. An Australian Dangerous Goods code is not required.

## **XI. DISPOSAL**

Disposal should be in accordance with all local, state, and federal regulations.

## **XII. REGULATORY INFORMATION**

Australian AICS Inventory: Listed.

## **XIII. REFERENCES**

ADWG. (2011). National Water Quality Management Strategy. Australian Drinking Water Guidelines, Section 6, Australian Government, National Health and Medical Research Council, Natural Resource Management Ministerial Council.

Andersen F.A. (1994) Final report on the safety assessment of propylene glycol and polypropylene glycols. *Int. J. Toxicol.* 13: 437- 491.

Department of the Environment, Water, Heritage and the Arts [DEWHA] (2009). Environmental risk assessment guidance manual for industrial chemicals, Department of the Environment, Water, Heritage and the Arts, Commonwealth of Australia.

ECHA. ECHA REACH database: <http://echa.europa.eu/information-on-chemicals/registered-substances>

enHealth Human Risk Assessment (HHRA). (2012). Environmental Health Risk Assessment, Guidelines for Assessing Human Health Risks from Environmental Hazards. Office of Health Protection of the Australian Government Department of Health.

European Chemicals Agency (ECHA). (2008). Guidance on Information Requirements and Chemical Safety Assessment, Chapter R11: PBT Assessment, European Chemicals Agency, Helsinki, Finland.

Klimisch, H.J., Andreae, M., and Tillmann, U. (1997). A systematic approach for evaluating the quality of experimental and toxicological and ecotoxicological data. *Regul. Toxicol, Pharmacol.* 25:1-5.

## **XIV. ACRONYMS AND GLOSSARY**

°C	degrees Celsius
ADWG	Australian Drinking Water Guidelines
CIR	Cosmetics Ingredient Review
DEWHA	Department of the Environment, Water, Heritage and the Arts



ECHA	European Chemicals Agency
EU	European Union
GHS	Globally Harmonised System of Classification and Labelling of Chemicals
HHRA	enHealth Human Risk Assessment
IUPAC	International Union of Pure and Applied Chemistry
LLNA	local lymph node assay
mg/kg	milligrams per kilogram
mg/L	milligrams per litre
NICNAS	The National Industrial Chemicals Notification and Assessment Scheme
OECD	Organisation for Economic Co-operation and Development
PBT	Persistent, Bioaccumulative and Toxic
RfD	oral Reference dose
SDS	Material Safety Data Sheet
SMILES	simplified molecular-input line-entry system
UVCB	unknown or variable composition, complex reaction product, or biological origin



## POTASSIUM CHLORIDE

This dossier on potassium chloride does not represent an exhaustive or critical review of all available data. Rather, it presents the most critical studies pertinent to the risk assessment of potassium chloride in its use in drilling muds and hydraulic fracturing fluids. The information presented in this dossier was obtained primarily from the OECD-SIDS documents on potassium chloride (OECD, 2001a, b) and the ECHA database that provides information on chemicals that have been registered under the EU REACH (ECHA). Where possible, study quality was evaluated using the Klimisch scoring system (Klimisch et al., 1997).

### I. SUBSTANCE IDENTIFICATION

**Chemical Name (IUPAC):** Potassium chloride

**CAS RN:** 7747-40-7

**Molecular formula:** KCl

**Molecular weight:** 74.55

**Synonyms:** Potassium chloride

**SMILES:** [Cl-] [K+]

### II. PHYSICO-CHEMICAL PROPERTIES

**Table 1: Overview of the Physico-chemical Properties of Potassium Chloride**

Property	Value	Klimisch score	Reference
Physical state at 20°C and 101.3 kPa	Solid; white crystals	2	ECHA
Melting Point	770°C	1	ECHA
Boiling Point	1,407°C	2	OECD, 2001a,b
Density	1.984 g/cm <sup>3</sup>	2	ECHA
Vapour Pressure	5.73 hPa @ 906°C	2	OECD, 2001a,b
Partition Coefficient (log Kow)	-	-	-
Water Solubility	255 g/L @ 25°C	2	Lide, 2009; ECHA

### III. ENVIRONMENTAL FATE PROPERTIES

Potassium chloride (KCl) dissociates completely in aqueous solutions to potassium (K<sup>+</sup>) and chloride (Cl<sup>-</sup>) ions. Potassium chloride and its dissociated ions are ubiquitous in the environment.

The transport and/or leaching of potassium (K<sup>+</sup>) and chloride (Cl<sup>-</sup>) ions is affected by clay minerals (type and content), pH, and organic matter. Potassium ions are less mobile and less prone to leaching than anions in soil, such as chloride and nitrate (NO<sub>3</sub><sup>-</sup>). Chloride binds only weakly to soil particles, and therefore follows water movement (OECD, 2001b).

Potassium (K<sup>+</sup>) and chloride (Cl<sup>-</sup>) ions are essential to all living organisms, and their intracellular and extracellular concentrations are actively regulated (OECD, 2001b; Ganong, 1995). Neither potassium chloride nor its dissociated ions are expected to bioaccumulate.



#### IV. HUMAN HEALTH HAZARD ASSESSMENT

##### A. Summary

Potassium chloride has low acute toxicity by the oral route. It is not a skin or eye irritant. Long-term studies in rats fed potassium chloride showed no systemic toxicity or carcinogenic effects. Potassium chloride has shown some genotoxic effects in *in vitro* assays; these occurred at high concentrations of potassium chloride and is thought to be due to a disruption of the osmotic balance of the cells. No *in vivo* genotoxicity studies have been conducted on potassium chloride. There were no developmental effects in pregnant female rats and mice given potassium chloride in their diet.

##### B. Toxicokinetics and Metabolism

Potassium chloride dissociates completely in aqueous solutions to potassium ( $K^+$ ) and chloride ( $Cl^-$ ) ions. Potassium is an essential nutrient: it has a number of critical roles, one of which is that it is the principal cation involved in maintaining the osmotic balance of bodily fluids (Ganong, 1995). Both potassium and chloride ions are involved in regulating the acid-base balance of the body (Ganong, 1995).

##### C. Acute Toxicity

The oral  $LD_{50}$  in rats was reported to be 3,020 mg/kg (Boyd and Shanas, 1961). [Kl. score = 2]

No acute toxicity studies by the dermal or inhalation route were identified.

##### D. Irritation

Potassium chloride did not produce an irritant response in an *in vitro* skin irritation (OECD TG 439) test (ECHA). [Kl. score = 1]

Potassium chloride did not produce an irritant response in an *in vitro* eye irritation test (ECHA). [Kl. score = 2]

##### E. Sensitisation

No studies were identified.

##### F. Repeated Dose Toxicity

###### Oral

Male F344/Slc rats were given 0, 0.25, 1, 5, or 5% potassium chloride in their feed for two years. The mean daily intake was calculated to be 0, 110, 450, or 1,820 mg/kg-day, respectively. At the end of the study, survival rates were 48%, 64%, 58%, and 84% in the respective dose groups. Nephritis was predominant in all groups, including the controls. The only treatment-related effect was gastritis (inflammation of the stomach lining). The incidence of gastritis and ulcers were 6%, 18%, 18%, and 30% in the 0, 110, 450, and 1,820 mg/kg-day groups, respectively. The gastritis was thought to be indicative of a localised effect due to the irritating nature of the test material. The NOAEL for systemic effects is 1,820 mg/kg-day, the highest dose tested. (Imai et al., 1968; OECD 2001a,b). [Kl. score = 2]



Male and female Wistar rats were fed diets containing 0 or 3% potassium chloride over a total period of 30 months. Due to the reduction of feed intake the mean test substance intake and mean body weight decreased in time. The mean daily intake of potassium chloride was not calculated. There was hypertrophy of the zona glomerulosa in the adrenals (24/50 treated rats versus 4/50 in controls); and cystitis in the urinary bladder (males: 3/59; females 3/50) and single epithelial hyperplasia of the bladder (males 3/50; females 2/50) (Lina and Kuijpers, 2004). [Kl. score = 2]

#### Inhalation

No studies were identified.

#### Dermal

No studies were identified.

### **G. Genotoxicity**

#### In Vitro Studies

Potassium chloride was not mutagenic to *Salmonella typhimurium* strains TA100, TA 1535, TA 1537 and TA 98 strains in an *in vitro* bacterial mutation assay in the absence or presence of metabolic activation (Mortelmans et al., 1986).

Potassium chloride was weakly mutagenic in two separate L5178Y mouse lymphoma assays (Myhr and Caspary, 1988; Mitchell et al., 1988). It was mutagenic at 4,000 and 5,000 µg/ml in the presence of metabolic activation in one study, and mutagenic at 7,000 µg/ml in the absence of metabolic activation. The authors stated that these responses are due to high salt concentrations which affect the ionic balance and osmotic pressure of the medium, inducing mutations in cells surviving the treatment.

Potassium chloride induced a significant increase in chromosomal aberrations in Chinese Hamster lung fibroblasts (V79) cells only at the highest test dose (12,000 µg/ml) in the absence of a metabolic activation system. Measurements of the osmotic pressure of the medium showed a two-fold increase at this test compound concentration when compared to the normal medium (530 mOsmol/kg versus 253 mOsmol/kg) (OECD, 2001b).

There are two other reports on the effect of potassium chloride on the formation of chromosome aberrations in Chinese hamster ovary cells (CHO). In these studies potassium chloride concentrations of 75 and 80 mM (approximately 5,500 and 6,000 µg/ml) resulted in 19% and 28% aberrant cells, respectively. An increased number of chromosome aberrations was observed with potassium chloride concentrations that reduced cell survival of 40% or more. The increases in mutagenicity and chromosome aberrations observed in these studies have been considered to be related to cytotoxicity resulting from the high potassium chloride concentrations used (Brusick, 1988).

The reported mutagenic effect of potassium chloride most probably results from a disruption of the osmotic balance of cells with a subsequent interference with chromosomal stability. This may result in the clastogenic effects (DNA breakage and chromosome structural instability) due to K<sup>+</sup> effects on sequestering of Mg<sup>++</sup> ions required for normal maintenance of chromatin integrity (OECD, 2001b).





### In Vivo Studies

No studies have been identified.

## **H. Carcinogenicity**

### Oral

F344/Slc male rats were given 0, 110, 450, or 1,820 mg/kg-day potassium chloride in feed for two years. At the end of the study, survival rates were 48%, 64%, 58%, and 84% in the 0, 110, 45, and 1,820 mg/kg/day groups. There was no increased incidence of tumours that were considered to be treatment-related (Imai et al., 1968). [KI. score = 2]

Male and female Wistar rats were fed diets containing 0 or 3% potassium chloride over a total period of 30 months. There were no treatment-related differences in tumour response among the groups (Lina and Kuijpers, 2004). [KI. score = 2]

### Inhalation

No studies were identified.

### Dermal

No studies were identified.

## **I. Reproductive Toxicity**

No studies were identified.

## **J. Developmental Toxicity**

Pregnant Wistar rats were given doses of 3.1 to 310 mg/kg potassium chloride by oral gavage during gestation days 5 through 15. There was no maternal or developmental toxicity. The NOAEL for maternal and developmental toxicity is 310 mg/kg-day, the highest dose tested (FDRL 1975). [KI. score = 2]

Pregnant CD-1 mice were given doses of 2.35 to 235 mg/kg potassium chloride by oral gavage during gestation days 5 through 15. There was no maternal or developmental toxicity. The NOAEL for maternal and developmental toxicity is 235 mg/kg-day, the highest dose tested (FDRL 1975). [KI. score = 2]

## **V. DERIVATION OF TOXICOLOGICAL REFERENCE AND DRINKING WATER GUIDANCE VALUES**

The toxicological reference values developed for potassium chloride follow the methodology discussed in enHealth (2012). The approach used to develop drinking water guidance values is described in the Australian Drinking Water Guidelines (ADWG 2011).



## A. Non-Cancer

### Oral

Two chronic rat feeding studies have been conducted on potassium chloride: only the study by Imai et al. (1968) was conducted with multiple doses and provided mean daily intake values. In this study, the only treatment-related effects were associated with chronic irritation in the gastrointestinal tract (gastritis and ulcers), a localised effect due to the irritating properties of the test material. No systemic toxicity was observed at any of the doses tested. The NOAEL for systemic toxicity in this study is 1,820 mg/kg-day, the highest dose tested. The NOAEL of 1,820 mg/kg-day will be used for determining the oral Reference Dose (RfD) and the drinking water guidance value.

#### *Oral Reference Dose (oral RfD)*

$$\text{Oral RfD} = \text{NOAEL} / (\text{UF}_A \times \text{UF}_H \times \text{UF}_L \times \text{UF}_{\text{Sub}} \times \text{UF}_D)$$

Where:

$\text{UF}_A$  (interspecies variability) = 10

$\text{UF}_H$  (intraspecies variability) = 10

$\text{UF}_L$  (LOAEL to NOAEL) = 1

$\text{UF}_{\text{Sub}}$  (subacute to chronic) = 1

$\text{UF}_D$  (database uncertainty) = 1

$$\text{Oral RfD} = 4(10 \times 10 \times 1 \times 1 \times 1) = 1,820/100 = \underline{18 \text{ mg/kg-day}}$$

#### *Drinking water guidance value*

Drinking water guidance value = (animal dose) x (human weight) x (proportion of intake from water) / (volume of water consumed) x (safety factor)

Using the oral RfD:

Drinking water guidance value = (oral RfD) x (human weight) x (proportion of water consumed) / (volume of water consumed)

where:

Human weight = 70 kg (ADWG 2011)

Proportion of water consumed = 10% (ADWG 2011)

Volume of water consumed = 2L (ADWG 2011)

Drinking water guidance value =  $(18 \times 70 \times 0.1)/2 = \underline{63 \text{ mg/L}}$

#### *Australian Drinking Water Guidelines*

**The Australian drinking water guideline value for chloride is 250 mg/L based on aesthetics (ADWG, 2011).**



## B. Cancer

Potassium chloride was not carcinogenic to rats in two chronic feeding studies. Therefore, no cancer reference value was derived.

## VI. HUMAN HEALTH HAZARD ASSESSMENT OF PHYSICO-CHEMICAL PROPERTIES

Potassium chloride does not exhibit the following physico-chemical properties:

- Flammability
- Explosivity
- Oxidising potential.

## VII. ENVIRONMENTAL HAZARD ASSESSMENT

### A. Summary

Potassium chloride is of low toxicity concern to aquatic organisms.

### B. Aquatic Toxicity

#### Acute Studies

The results of the acute toxicity studies conducted on potassium chloride are presented in Table 2.

**Table 2: Acute Aquatic Toxicity Studies on Potassium Chloride**

Test Species	Endpoint	Results (mg/L)	Klimisch score	Reference
<i>Pimephales promelas</i>	96-h LC <sub>50</sub>	880	2	Mount et al., 1997; ECHA
<i>Daphnia magna</i>	48-h EC <sub>50</sub>	660	2	Mount et al., 1997; ECHA
<i>Ceriodaphnia dubia</i>	48-h EC <sub>50</sub>	630	2	Mount et al., 1997; ECHA
<i>Scenedesmus subspicatus</i>	72-h EC <sub>50</sub>	>100* (growth rate)	1	ECHA

\*NOEC = >100 mg/L

#### Chronic Studies

In a fish early-life-stage test with the fathead minnow (*Pimephales promelas*), the 7-day NOEC was 500 mg/L (ECHA).

### C. Terrestrial Toxicity

No studies were identified.

### D. Calculation of PNEC

#### PNEC water

Experimental results are available for three trophic levels. Acute E(L)C<sub>50</sub> values are available for fish (720 mg/L), *Daphnia* (177 mg/L), and algae (>100 mg/L). Although a chronic study was conducted on fish that fulfils the requirements in the OECD TG 210, it is not considered adequate for deriving a



PNEC because of the short duration of the test. On the basis of the short-term results from three trophic levels, an assessment factor of 100 has been applied to the lowest reported effect concentration of 100 mg/L for algae. The PNEC<sub>water</sub> is 1.0 mg/L.

#### PNEC sediment

No reliable experimental toxicity data on sediment organisms are available. Potassium chloride dissociates completely in water with its environmental distribution is dominated by its high water solubility.  $K_{ow}$  and  $K_{oc}$  parameters do not readily apply to inorganics, such as potassium chloride. Therefore, the equilibrium partitioning method cannot be used to calculate the PNEC<sub>sed</sub>. Based on its properties, no adsorption of potassium chloride to sediment is to be expected, and the assessment of this compartment will be covered by the aquatic assessment.

#### PNEC soil

No reliable experimental toxicity data on terrestrial organisms are available. The environmental distribution of potassium chloride is dominated by its water solubility. Sorption of potassium chloride should probably be regarded as a reversible situation, *i.e.*, the substance is not tightly nor permanently bound.  $K_{ow}$  and  $K_{oc}$  parameters do not readily apply to inorganics, such as potassium chloride. Therefore, the equilibrium partitioning method cannot be used to calculate the PNEC<sub>soil</sub>. Based on its properties, potassium chloride is not expected to significantly adsorb to soil, and the assessment of this compartment will be covered by the aquatic assessment.

### **VIII. PBT ASSESSMENT**

The methodology for the Persistent, Bioaccumulative and Toxic (PBT) substances assessment is based on the Australian and EU Reach Criteria methodology (DEWHA, 2009; ECHA, 2008).

Potassium chloride is an inorganic salt that dissociates completely to potassium and chloride ions in aqueous solutions. Biodegradation is not applicable to these inorganic ions; both potassium and chloride ions are also ubiquitous and are present in most water, soil and sediment. For the purposes of this PBT assessment, the persistent criteria are not considered applicable to this inorganic salt.

Potassium and chloride ions are essential to all living organisms, and their intracellular, and extracellular concentrations are actively regulated. Therefore, potassium chloride is not expected to bioaccumulate.

There are no adequate chronic aquatic toxicity studies available on potassium chloride. The acute E(L)C<sub>50</sub> values for potassium chloride are >1 mg/L in fish, invertebrates and algae. Therefore, potassium chloride does not meet the screening criteria for toxicity.

The overall conclusion is that potassium chloride is not a PBT substance.

### **IX. CLASSIFICATION AND LABELLING**

#### **A. Classification**

Not classified.



## **B.      Labelling**

No signal word.

## **C.      Pictograms**

None.

## **X.      SAFETY AND HANDLING**

### **A.      First Aid**

#### Eye Contact

Immediately flush eyes with plenty of water for at least 15 minutes. Remove contacts, if present and easy to do. If symptoms persist, seek medical attention.

#### Skin Contact

Wash with soap and water.

#### Inhalation

If inhaled, remove from area to fresh air. Get medical attention if respiratory irritation develops or if breathing becomes difficult.

#### Ingestion

Do not induce vomiting. Rinse mouth with water and then drink a small amount of water. Get medical attention. Never give anything by mouth to an unconscious person.

### **B.      Firefighting Information**

#### Extinguishing Media

Water spray, carbon dioxide, foam, dry chemical.

#### Specific Exposure Hazards

May emit toxic fumes under fire conditions. Depending on conditions, decomposition products may include the following: potassium oxides, hydrogen chloride, chlorine gas.

#### Special Protective Equipment for Firefighters

Wear self-contained breathing apparatus and chemical-protective clothing.

### **C.      Accidental Release Measures**

#### Personal Precautions

Use appropriate protective equipment. Avoid creating and breathing dust.



### Environmental Precautions

Prevent from entering sewers, waterways, or low areas.

### Steps to be Taken if Material is Released or Spilt

Scoop up and remove.

## **D. Storage and Handling**

### General Handling

Avoid creating or inhaling dust.

### Storage

Keep container tightly closed and in a dry and well-ventilated place. Keep in a cool place.

## **E. Exposure Controls/Personal Protection**

### Occupational Exposure Standards

Workplace Australia has not established an occupational exposure standard for potassium chloride.

### Engineering Controls

Use in a well-ventilated area.

### Personal Protection Equipment

*Respiratory Protection:* Respiratory protection is not required.

*Hand Protection:* Chemical resistant protective gloves.

*Skin Protection:* Body protection must be chosen depending on activity and possible exposure.

*Eye Protection:* Safety glasses with side-shields.

*Other Precautions:* Handle in accordance with good industrial hygiene and safety practice. Eyewash fountains and safety showers must be easily accessible.

## **F. Transport Information**

Potassium chloride is not considered hazardous for purposes of transportation by road or rail. An Australian Dangerous Goods Code is not required.

## **XI. DISPOSAL**

Disposal should be in accordance with all local, state, and federal regulations.



## **XII. REGULATORY INFORMATION**

Australian AICS Inventory: Listed.

## **XIII. REFERENCES**

ADWG. (2011). National Water Quality Management Strategy. Australian Drinking Water Guidelines, Section 6, Australian Government, National Health and Medical Research Council, Natural Resource Management Ministerial Council.

Boyd, E.M., and Shanas, M.N. (1961). The acute oral toxicity of potassium chloride. Arch. Int. Pharmacodyn. Ther. 133: 275-283.

Brusick, D. (1988). Genotoxic effects in cultured mammalian cells produced by low pH treatment conditions and increased ion concentrations. Environ. Mutag. 8: 879-886.

Department of the Environment, Water, Heritage and the Arts (DEWHA). (2009). Environmental risk assessment guidance manual for industrial chemicals, Department of the Environment, Water, Heritage and the Arts, Commonwealth of Australia.

ECHA. ECHA REACH database: <http://echa.europa.eu/information-on-chemicals/registered-substances>

enHealth Human Risk Assessment (HHRA). (2012). Environmental Health Risk Assessment, Guidelines for Assessing Human Health Risks from Environmental Hazards. Office of Health Protection of the Australian Government Department of Health.

European Chemicals Agency (ECHA). (2008). Guidance on Information Requirements and Chemical Safety Assessment, Chapter R11: PBT Assessment, European Chemicals Agency, Helsinki, Finland.

Ganong, W.F. (1995). Review of Medical Physiology, 17<sup>th</sup> Edition, Appleton & Lange, Norwalk, Connecticut, USA.

Imai, S., Morimoto, J., Sekiya, N., Shima, M., Kiyozuka, Y., Nakamori, K., Tsubura, Y. (1986). Chronic toxicity test of KCl and NaCl in F344/Scl rats. J. Nara Med. Ass. 37:115-127 [in Japanese]; cited in OECD 2001a,b.

Klimisch, H.J., Andreae, M., and Tillmann, U. (1997). A systematic approach for evaluating the quality of experimental and toxicological and ecotoxicological data. Regul. Toxicol. Pharmacol. 25:1-5.

Lide, D.R. (2009). Physical Constants of Inorganic Compounds. CRC Handbook of Chemistry & Physics, 89<sup>th</sup> Edition, CRC Press.

Lina, B.A.R., and Kuijpers, M.H.M. (2004). Toxicity and carcinogenicity of acidogenic or alkalogenic diets in rats; effects of feeding NH<sub>4</sub>Cl, KHCO<sub>3</sub> or KCl. Food Chem. Toxicol. 42: 135-153.

Mitchell, A.D., Rudd, C.J., Caspary, W.J. (1988). Evaluation of the L5178Y mouse lymphoma cell mutagenesis assay: Intralaboratory results for sixty-three coded chemicals tested at SRI international. Env. Molecular Mutagenesis 12(13):37-101.



- Mortelmans, K., Haworth, S., Lawlor, T., Speck, W., Tainer, B., Zeiger, E. (1986). Salmonella mutagenicity tests: II. Results from the testing of 270 chemicals. *Env. Mutagenesis* 8(7):1-119.
- Mount, D.R., Gulley, D.D., Hockett, J.R., Garrison, T.D., and Evans, J.M. (1997). Statistical models to predict the toxicity of major ions to *Ceriodaphnia dubia*, *Daphnia magna* and *Pimephales promelas* (fathead minnows). *Environ. Toxicol. Chem.* 16: 2009-2019.
- Myhr, B.C., Caspary, W.J. (1988). Evaluation of the L5178Y mouse lymphoma cell mutagenesis assay: Intralaboratory results for sixty-three coded chemicals tested at Litton Bionetics, Inc. *Env. Molecular Mutagenesis*. 12(13):103-194.
- OECD. (2001a). IUCLID Data Set for Potassium chloride (CAS No. 7447-40-7), UNEP Publications. Available at: [http://webnet.oecd.org/Hpv/UI/SIDS\\_Details.aspx?id=68BF142A-D550-432C-8C48-13883944BA1D](http://webnet.oecd.org/Hpv/UI/SIDS_Details.aspx?id=68BF142A-D550-432C-8C48-13883944BA1D).
- OECD. (2001b). Screening Information Assessment Report (SIAR) for Potassium chloride (CAS No. 7447-40-7), UNEP Publications. Available at: [http://webnet.oecd.org/Hpv/UI/SIDS\\_Details.aspx?id=68BF142A-D550-432C-8C48-13883944BA1D](http://webnet.oecd.org/Hpv/UI/SIDS_Details.aspx?id=68BF142A-D550-432C-8C48-13883944BA1D).

#### **XIV. ACRONYMS AND GLOSSARY**

C	Centigrade
cm	centimetre
ECHA	European Chemicals Agency
EU	European Union
g	gram
GHS	Globally Harmonized System of Classification and Labelling of Chemicals
hPa	hectopascal
hr	hour
IUPAC	International Union of Pure and Applied Chemistry
kg	kilogram
kPa	kilopascal
L	litre
LOAEL	lowest observed adverse effect level
m	metre
mg/m <sup>3</sup>	milligrammes per cubic meter
mm	millimetre
µg	microgram
mg	milligram
mL	millilitre
mg/kg-day	milligrams per kilogram-day





SDS	Material Safety Data Sheet
NOAEL	no observed adverse effect level
NOEC	no observed effective concentration
OECD	Organisation for Economic Co-operation and Development
KI	Klimisch scoring system
Koc	Soil Organic Carbon-Water Partitioning Coefficient
Pow	octanol/water partition coefficient
PNEC	Predicted No Effect Concentration
REACH	Registration, Evaluation, Authorisation and Restriction of Chemicals
RfD	Reference Dose
SDS	safety data sheet
SIAR	Screening Information Assessment Report
SIDS	Screening Information Data Set
SMILES	simplified molecular-input line-entry system



## PROPYLENE GLYCOL *n*-PROPYL ETHER

This dossier on propylene glycol *n*-propyl ether does not represent an exhaustive or critical review of all available data. Rather, it presents the most critical studies pertinent to the risk assessment of propylene glycol *n*-propyl ether in its use in drilling muds and hydraulic fracturing fluids. The information presented in this dossier was obtained from the ECHA database that provides information on chemicals that have been registered under the EU REACH (ECHA). Where possible, study quality was evaluated using the Klimisch scoring system (Klimisch *et al.*, 1997).

### I. SUBSTANCE IDENTIFICATION

Chemical Name (IUPAC): 1-Propoxypropan-2-ol

CAS RN: 1569-01-3

Molecular formula: C<sub>6</sub>H<sub>14</sub>O<sub>2</sub>

Molecular weight: 118.18

Synonyms: Propylene glycol *n*-propyl ether; 1-propoxypropan-2-ol; 1-propoxy-2-propanol; 2-propanol, 1-propoxy; propylene glycol propyl ether; propylene glycol-*n*-monopropyl ether; 2-propanol, propoxy-

SMILES: CCCOCC(C)O

### II. PHYSICO-CHEMICAL PROPERTIES

**Table 1: Overview of the Physico-chemical Properties of Propylene Glycol *n*-Propyl Ether**

Property	Value	Klimisch score	Reference
Physical state at 20°C and 101.3 kPa	Colorless organic liquid with an ether-like odor.	2	ECHA
Melting point	ca. -70°C	2	ECHA
Boiling point	149.4°C	2	ECHA
Density	0.885 g/cm <sup>3</sup> @ 20°C	2	ECHA
Vapor pressure	2.85 mm Hg @ 25°C	2	ECHA
Partition coefficient (log K <sub>ow</sub> )	0.621 @ 20°C (calculated)	2	ECHA
Water solubility	Completely miscible @ 30°C	2	ECHA



Property	Value	Klimisch score	Reference
Flash point	46.4°C	2	ECHA
Auto flammability	252°C	2	ECHA
Viscosity	2.389 mPa s @ 25°C	2	ECHA

### III. ENVIRONMENTAL FATE PROPERTIES

#### A. Summary

#### B. Biodegradation

Propylene glycol *n*-propyl ether is readily biodegradable. In an OECD 301 A test, degradation was 91.5% after 28 days (ECHA) [Kl. score = 1].

#### C. Environmental Distribution

##### Adsorption/desorption

No experimental data are available for propylene glycol *n*-propyl ether. Using KOCWIN in EPISUITE™ (EPA, 2019), the estimated  $K_{oc}$  value from  $\log K_{ow}$  is 4.944 L/kg. The estimated  $K_{oc}$  value from the molecular connectivity index (MCI) is 2.375 L/kg.

#### D. Bioaccumulation

There are no bioaccumulation studies on propylene glycol *n*-propyl ether. Propylene glycol *n*-propyl ether is not expected to bioaccumulate based on a  $\log K_{ow}$  of 0.621 (ECHA).

### IV. HUMAN HEALTH HAZARD ASSESSMENT

#### A. Summary

#### B. Acute Toxicity

The oral  $LD_{50}$  of propylene glycol *n*-propyl ether in rats is >2,000 mg/kg (ECHA) [Kl. score = 2]. The inhalation 4-hour  $LC_{50}$  of propylene glycol *n*-propyl ether in rats is >1,725 ppm, the highest concentration attainable at room temperature (25°C) (ECHA) [Kl. score = 2].



The dermal LD<sub>50</sub> of propylene glycol *n*-propyl ether in rabbits is >2,000 mg/kg (ECHA) [Kl. score = 2].

### C. Irritation

Application of 0.5 mL propylene glycol *n*-propyl ether to the skin of rabbits for 4 hours under occlusive conditions was not considered irritating. The mean of the 24, 48, and 72 hour scores were: 0.9 for erythema and 0.4 for edema (ECHA) [Kl. score = 2].

Instillation of 0.1 mL into the eyes of rabbits was considered irritating. The mean of the 24, 48, and 72 hour scores were: 0.9 for corneal opacity; 0.7 for iridial lesions; 0.9 for conjunctival redness; and 0.8 for chemosis (ECHA) [Kl. score = 2].

### D. Sensitization

Propylene glycol *n*-propyl ether was not considered to be a skin sensitizer in a mouse local lymph node assay (ECHA) [Kl. score = 1].

### E. Repeated Dose Toxicity

#### Oral

No studies are available.

#### Inhalation

Male and female F344 rats (20/sex/dose) were exposed by inhalation to 0, 30, 100, or 300 ppm propylene glycol *n*-propyl ether 6 hours/day, 5 days/week for 14 weeks. At the end of the 14-week exposure period, 10 animals/sex/dose were sacrificed; the other 10 animals/sex/dose were given a 3-month recovery period. Clinical signs and the ophthalmic examination showed no treatment-related effects. The 300 ppm females had consistently lower body weight gain, except during the recovery period. Body weights, food and water consumption, and urinalysis were similar across groups. Total leucocyte count was decreased in the 30 and 300 ppm females and was associated with a decrease in lymphocytes in the 300 ppm females. There was no dose-response and the changes were not present following the 3-month recovery period. Organ weights, gross necropsy, and histopathology showed no treatment-related effects. The NOAEC for this study is 300 ppm (ECHA) [Kl. score 1].

Male and female SD rats (20/sex/dose) were exposed by inhalation to 0, 30, 100, or 300 ppm propylene glycol *n*-propyl ether 6 hours/day, 5 days/week for 14 weeks. At the end of the 14-week exposure period, 10 animals/sex/dose were sacrificed; the other 10 animals/sex/dose were given a 3-month recovery period. Clinical signs and the ophthalmic examination showed no treatment-related effects. The 100 ppm female rats had lower body weight gains for the first two weeks of the study. Body weights, food and water consumption, urinalysis, and hematology parameters were similar across groups. Organ weights, gross necropsy, and histopathology showed no treatment-related effects. The NOAEL for this study is 300 ppm (ECHA) [Kl. score 1].



## Dermal

No studies are available.

## **F. Genotoxicity**

### *In Vitro* Studies

The in vitro genotoxicity studies on propylene glycol *n*-propyl ether are presented in Table 2.

**Table 2: *In vitro* Genotoxicity Studies on Propylene Glycol *n*-Propyl Ether**

Test System	Results*		Klimisch Score	Reference
	-S9	+S9		
Bacterial reverse mutation ( <i>S. typhimurium</i> and <i>E. coli</i> strains)	-	-	1	ECHA
Mammalian cell gene mutation (Chinese Hamster Ovary cells)	-	-	1	ECHA
Chromosomal aberration (rat lymphocytes)	-	-	1	ECHA

\*+, positive; -, negative

### *In Vivo* Studies

No studies are available.

## **G. Carcinogenicity**

No studies are available.

## **H. Reproductive/Developmental Toxicity**

A reproductive and developmental toxicity screening (OECD 421) study was conducted on propylene glycol *n*-propyl ether. Male and female CrI:CD(SD) rats were dosed by oral gavage with 0, 100, 300, or 1,000 mg/kg propylene glycol *n*-propyl ether. Transient, excess salivation was noted in many of the 1,000 ppm animals immediately after dosing; this was considered a local response to the dosing material and not toxicologically significant. Absolute and relative liver weights were increased in the male and female rats, with corresponding hepatocellular hypertrophy. Absolute and relative kidney weights were increased in the 1,000 males and females. There were hyaline droplets in the proximal tubules in the 1,000 ppm males, but no



histopathologic changes seen in the 1,000 ppm females. At 1,000 mg/kg, there was a slight, treatment-related increase in post-implantation loss (11.26% vs 6.47% in controls), with a slight increase in gestation survival and a very slight decrease in litter size (14.0 vs 14.4 live pups/litter in control; not statistically significant but considered treatment-related). The mean litter size would have been lower (13.4%); one animal had a very large litter of 20 pups. One of the 1,000 mg/kg females had a difficult birth and retained placentae; this was considered an equivocal treatment-related effect. There was no indication of parental, reproductive, or developmental toxicity at the lower two dose levels. The NOAEL for parental, reproductive, and developmental toxicity is 300 mg/kg-day (ECHA) [KI. score = 1].

Pregnant female CD (SD) rats were dosed by exposed by inhalation to 0, 100, 750, or 1,500 ppm propylene glycol *n*-propyl ether 6 hours/day on GD 6-15. The 1,500 ppm females had eye irritation, significant reductions in body weight gain during GD 609, and reduced feed consumption during the exposure period. Corneal opacity was grossly observed in one 1,500 ppm dam; histologic examination showed corneal ulceration and associated keratitis, as well as corneal and scleral mineralization and scleral granulomas. The only developmental effect noted was poorly ossified hindlimb phalanges in the 1,500 ppm group. The NOAEL for maternal and developmental toxicity is 750 ppm (ECHA) [KI. score = 1].

## V. DERIVATION OF TOXICOLOGICAL REFERENCE AND DRINKING WATER GUIDANCE VALUES

The toxicological reference values developed for propylene glycol *n*-propyl ether follow the methodology discussed in enHealth (2012). The approach used to develop drinking water guidance values is described in the Australian Drinking Water Guidelines (ADWG, 2011).

### A. Non-Cancer

#### Oral

A reproductive and developmental screening (OECD) study on propylene glycol *n*-propyl ether has been conducted by the oral route (ECHA). The NOAEL for parental, reproductive, and developmental toxicity is 300 mg/kg-day. This study is inadequate for an oral reference dose.

Two 14-week rat (different strains) inhalation studies have been conducted on propylene glycol *n*-propyl ether. The NOAEC for both studies is 300 ppm, based on decreased body weight gain in the female rats. The NOAEC of 300 ppm (1,474 mg/m<sup>3</sup>) will be used for deriving an oral reference dose and drinking water guidance value for propylene glycol *n*-propyl ether.

It is assumed that absorption is 100% and the ventilation rate and body weight of a rat is 0.29 m<sup>3</sup>/day (0.0121 m<sup>3</sup>/hr) and 0.35 kg, respectively.

$$1,474 \text{ mg/m}^3 \times 0.0121 \text{ m}^3/\text{hr} \times 6 \text{ hr/day} \times 1/0.35 \text{ kg} \times 5 \text{ days/7 days} = \underline{218 \text{ mg/kg-day}}$$

#### *Oral Reference Dose (oral RfD)*

$$\text{Oral RfD} = \text{NOAEL} / (\text{UF}_A \times \text{UF}_H \times \text{UF}_L \times \text{UF}_{\text{Sub}} \times \text{UF}_D)$$



Where:

$UF_A$  (interspecies variability) = 10

$UF_H$  (intraspecies variability) = 10

$UF_L$  (LOAEL to NOAEL) = 1

$UF_{Sub}$  (subchronic to chronic) = 3

$UF_D$  (database uncertainty) = 1

$$\text{Oral RfD} = 218 / (10 \times 10 \times 1 \times 3 \times 1) = 218 / 300 = \underline{0.7 \text{ mg/kg-day}}$$

#### *Drinking water guidance value*

Drinking water guidance value = (animal dose) x (human weight) x (proportion of intake from water) / (volume of water consumed) x (safety factor)

Using the oral RfD,

Drinking water guidance value = (oral RfD) x (human weight) x (proportion of water consumed) / (volume of water consumed)

where:

Human weight = 70 kg (ADWG, 2011)

Proportion of water consumed = 10% (ADWG, 2011)

Volume of water consumed = 2L (ADWG, 2011)

$$\text{Drinking water guidance value} = (0.7 \times 70 \times 0.1) / 2 = \underline{2.5 \text{ mg/L}}$$

### **B. Cancer**

There are no carcinogenicity studies on propylene glycol *n*-propyl ether. Thus, a cancer reference value was not derived.

## **VI. HUMAN HEALTH HAZARD ASSESSMENT OF PHYSICO-CHEMICAL PROPERTIES**

Propylene glycol *n*-propyl ether does not exhibit the following physico-chemical properties:

- Explosivity
- Flammability
- Oxidizing potential



## VII. ENVIRONMENTAL HAZARD ASSESSMENT

### A. Summary

### B. Aquatic Toxicity

#### Acute Studies

Table X lists the results of acute aquatic toxicity studies conducted on propylene glycol *n*-propyl ether

**Table X: Acute Aquatic Toxicity Studies on Propylene Glycol *n*-Propyl Ether**

Test Species	Endpoint	Results (mg/L)	Klimisch score	Reference
<i>Oncorhynchus mykiss</i>	96-hr LC <sub>50</sub>	>100	2	ECHA
<i>Daphnia magna</i>	48-hr EC <sub>50</sub>	>100	2	ECHA
<i>Pseudokirchnerella subcapitata</i>	72-hr EC <sub>50</sub>	3,440	1	ECHA

#### Chronic Studies

No data are available.

### C. Terrestrial Toxicity

No data are available.

### D. Calculation of PNEC

The PNEC calculations for propylene glycol *n*-propyl ether follow the methodology discussed in DEWHA (2009).

#### PNEC water

Experimental results are available for three trophic levels. Acute E(L)C<sub>50</sub> values are available for fish (>100 mg/L), invertebrates (>100 mg/L), and algae (3,440 mg/L). On the basis that the data consists of short-term studies for three trophic levels, an assessment factor of 100 has been applied to the lowest reported E(L)C<sub>50</sub> value of 100 mg/L for fish and *Daphnia*. The PNEC<sub>water</sub> is 1.0 mg/L.





#### PNEC soil

There are no toxicity data for terrestrial or soil organisms. Therefore, the PNEC<sub>soil</sub> was calculated using the equilibrium partitioning method. The PNEC<sub>soil</sub> is 0.03 mg/kg soil dry weight.

The calculations are as follows:

$$\begin{aligned} \text{PNEC}_{\text{soil}} &= (\text{Kp}_{\text{soil}}/\text{BD}_{\text{soil}}) \times 1000 \times \text{PNEC}_{\text{water}} \\ &= (0.05/1500) \times 1000 \times 1.0 \\ &= 0.03 \end{aligned}$$

Where:

Kp<sub>soil</sub> = soil-water partition coefficient (m<sup>3</sup>/m<sup>3</sup>)

BD<sub>soil</sub> = bulk density of soil (kg/m<sup>3</sup>) = 1,500 [default]

$$\begin{aligned} \text{Kp}_{\text{soil}} &= \text{K}_{\text{oc}} \times \text{f}_{\text{oc}} \\ &= 2.38 \times 0.02 \\ &= 0.05 \end{aligned}$$

Where:

K<sub>oc</sub> = organic carbon normalised distribution coefficient (L/kg). The K<sub>oc</sub> for propylene glycol *n*-propyl ether based on the molecular connectivity index (MCI) is 2.38 L/kg (EPA, 2018).

f<sub>oc</sub> = fraction of organic carbon in soil = 0.02 [default].

### **VIII. PBT Assessment**

The methodology for the Persistent, Bioaccumulative and Toxic (PBT) substances assessment is based on the Australian and EU Reach Criteria methodology (DEWHA, 2009; ECHA, 2008).

Propylene glycol *n*-propyl ether is readily biodegradable; thus, it does not meet the screening criteria for persistence.

Based on a calculated log K<sub>ow</sub> of 0.621, propylene glycol *n*-propyl ether does not meet the screening criteria for bioaccumulation.

There are no chronic aquatic toxicity studies on propylene glycol *n*-propyl ether. The acute E(L)C<sub>50</sub> values for fish, invertebrates, and algae are >1 mg/L. Thus, propylene glycol *n*-propyl ether does not meet the screening criteria for toxicity.

The overall conclusion is that propylene glycol *n*-propyl ether is not a PBT substance.

### **IX. CLASSIFICATION AND LABELING**

#### **A. Classification**

Flammable Liquid Category 3

Eye irritant Category 2



## **B. Labelling**

Warning

## **C. Pictogram**



## **X. SAFETY AND HANDLING**

### **A. FIRST AID**

Eye Contact

Skin Contact

Inhalation

Ingestion

Notes to Physician

Medical Conditions Aggravated by Exposure

Emergency Personnel Protection

.

### **B. FIRE FIGHTING INFORMATION**

Extinguishing Media

Specific Exposure Hazards

Special Protective Equipment for Firefighters



## **C. ACCIDENTAL RELEASE MEASURES**

### Personal Precautions

### Environmental Precautions

### Steps to be Taken if Material is Released or Spilled

## **D. STORAGE AND HANDLING**

### General Handling

### Other Handling Precautions

### Storage

## **E. EXPOSURE CONTROLS / PERSONAL PROTECTION**

### Occupational Exposure Standards

Workplace Australia has not established an occupational exposure standard for propylene glycol *n*-propyl ether.

### Engineering Controls

### Personal Protection Equipment

*Respiratory Protection:*

*Hand Protection:*

*Skin Protection:*

Eye protection:

*Other Precautions:*

## **F. TRANSPORT INFORMATION**

### Australian Dangerous Goods



UN1993 (FLAMMABLE LIQUID, N.O.S.)

Class: 3

Packing Group: III

## **XI. DISPOSAL**

Disposal should be in accordance with all local, state, and federal regulations.

## **XII. REGULATORY INFORMATION**

Australian AICS Inventory: Listed.

## **XIII. REFERENCES**

ADWG (2011). National Water Quality Management Strategy. Australian Drinking Water Guidelines, Section 6, Australian Government, National Health and Medical Research Council, Natural Resource Management Ministerial Council.

Department of the Environment, Water, Heritage and the Arts [DEWHA] (2009). Environmental risk assessment guidance manual for industrial chemicals, Department of the Environment, Water, Heritage and the Arts, Commonwealth of Australia.

ECHA. ECHA REACH database: <http://echa.europa.eu/information-on-chemicals/registered-substances>

enHealth Human Risk Assessment [HHRA] (2012). Environmental Health Risk Assessment, Guidelines for Assessing Human Health Risks from Environmental Hazards. Office of Health Protection of the Australian Government Department of Health.

European Chemicals Agency [ECHA] (2008). Guidance on Information Requirements and Chemical Safety Assessment, Chapter R11: PBT Assessment, European Chemicals Agency, Helsinki, Finland.

Klimisch, H.J., Andreae, M., and Tillmann, U. (1997). A systematic approach for evaluating the quality of experimental and toxicological and ecotoxicological data. Regul. Toxicol. Pharmacol. 25:1-5.

U.S. Environmental Protection Agency [EPA] (2019). EPIsuite™ v. 4.11, United States Environmental Protection Agency, Office of Pollution Prevention and Toxics and Syracuse Research Corporation. Available at: <https://www.epa.gov/tsca-screening-tools/epi-suite-estimation-program-interface>.



## SILICON DIOXIDE

This dossier on silicon dioxide does not represent an exhaustive or critical review of all available data. Rather, it presents the most critical studies pertinent to the risk assessment of silicon dioxide in its use in drilling muds and hydraulic fracturing fluids. The majority of information presented in this dossier was obtained from the OECD-SIDS documents on synthetic amorphous silica and silicates (OECD 2004a,b), and the ECHA database that provides information on chemicals that have been registered under the EU REACH (ECHA). Where possible, study quality was evaluated using the Klimisch scoring system (Klimisch *et al.*, 1997).

### I. SUBSTANCE IDENTIFICATION

Chemical Name (IUPAC): Silicon dioxide

CAS RN: 112926-00-8

Molecular formula:  $n\text{SiO}_2$

Molecular weight: 60.08

Synonyms: Silicon dioxide; synthetic amorphous silica; silica gel; precipitated silica, crystalline-free

SMILES: O=[Si]=O

Silicon dioxide is the IUPAC name for synthetic amorphous silica (SAS) [CAS No. 7631-86-9]; it can be produced by a “wet process” or by a “thermal or fumed process.” Silica gel and precipitated silica, crystalline-free (CAS No. 112926-00-8) is a SAS prepared by the “wet process.” Silica, amorphous, fumed, crystalline-free (CAS No. 112945-52-5) is a SAS prepared by flame hydrolysis.



## II. PHYSICO-CHEMICAL PROPERTIES

**Table 1: Overview of the Physico-chemical Properties of Silicon Dioxide**

Property	Value	Klimisch score	Reference
Physical state at 20°C and 101.3 kPa	Powder, granules, pellets	2	ECHA
Melting Point	1,713°C	2	ECHA
Boiling Point	2.2 g/cm <sup>3</sup>	2	ECHA
Water Solubility	76 – 128 mg/L* (slightly soluble)	1	ECHA

\*Based on dissolved SiO<sub>2</sub>.

## III. ENVIRONMENTAL FATE PROPERTIES

### A. Summary

Silicon oxides are the most abundant compounds in the earth's crust mass. Silicon dioxide (CAS No. 112926-00-8) released into the environment is expected to combine indistinguishably with the soil layer or sediment due to their chemical similarity with inorganic soil matter (OECD, 2004a).

Biodegradation is not applicable to silicon dioxide (CAS No. 112926-00-8). The bioavailable form of silicon dioxide (CAS No. 112926-00-8) is the dissolved form which exists exclusively monosilicic [Si(OH)<sub>4</sub>] acid under environmental pH (OECD, 2004a). Although the water-soluble fraction of silicon dioxide (CAS No. 112926-00-8) acts as weak acid, pH changes are not likely to occur in the environment due to low aquatic releases and sufficient natural buffer capacities (OECD, 2004a).

Bioaccumulation of silicon dioxide (CAS No. 112926-00-8) is generally unlikely to occur. However, dissolved silica can be actively assimilated by some marine and terrestrial organisms as normal natural processes mainly related to structural function.



## **IV. HUMAN HEALTH HAZARD ASSESSMENT**

### **A. Summary**

The oral bioavailability of silicon dioxide in animals and humans is low. Absorbed silicon dioxide is rapidly eliminated and there is no accumulation in the body. The bioavailability of silicon dioxide by the inhalation route is low. While there is deposition in the lungs following inhalation exposure to silicon dioxide, it is rapidly eliminated. The acute toxicity of silicon dioxide is low by the oral, inhalation, and dermal routes. Silicon dioxide is not irritating to the skin and eyes. Repeated oral exposures to rodents showed no adverse effects. Repeated inhalation exposure to high respirable levels of silicon dioxide resulted in an inflammatory response in the respiratory tract and lungs, which was reversible following cessation of exposure. Silicon dioxide is not genotoxic. Although the study was of poor quality, there was no evidence of adverse effects on reproduction in rats given silicon dioxide in the diet. Animal studies showed no adverse effects on fetal development from oral exposure to silicon dioxide.

### **B. Toxicokinetics/Metabolism**

The oral bioavailability of silicon dioxide in animals and humans is low. Absorbed silicon dioxide is rapidly eliminated and there is no accumulation in the body. The bioavailability of silicon dioxide by the inhalation route is low. While there is deposition in the lungs following inhalation exposure to silicon dioxide, it is rapidly eliminated (OECD, 2004a,b).

### **C. Acute Toxicity**

The oral LD<sub>50</sub> of silicon dioxide (CAS No. 112926-00-8) in rats from two different studies is >5,000 mg/kg (ECHA) [Kl. scores = 1].

The 4-hour inhalation LC<sub>50</sub> in rats for an aerosol of silicon dioxide (CAS No. 112926-00-8) is >0.69 mg/L, which was the maximum technically attainable concentration. The mass median aerodynamic diameter (MMAD) was approximately 0.6 µm, and approximately 65% of the mass was <6 µm (ECHA) [Kl. score = 2].

The 4-hour inhalation LC<sub>50</sub> in rats for an aerosol of silicon dioxide (CAS No. 112945-52-5) is >2.08 mg/L. The mass median aerodynamic diameter (MMAD) was approximately 0.76 µm, and approximately 98-99.4% of the mass was <10 µm (ECHA) [Kl. score = 2].

The 4-hour inhalation LC<sub>50</sub> in rats for an aerosol of silicon dioxide (CAS No. 112945-52-5) from a nose-only exposure is >0.14 mg/L, which was the maximum technically



attainable concentration. The mass median aerodynamic diameter (MMAD) was 3.2  $\mu\text{m}$ , and 47-50% of the mass was  $<6 \mu\text{m}$  (ECHA) [Kl. score = 2].

The dermal  $\text{LD}_{50}$  in rabbits is  $>5,000 \text{ mg/kg}$  (no deaths) (ECHA) [Kl. score = 2].

#### **D. Irritation**

Application of 0.5 g silicon dioxide (CAS No. 112926-00-8) to the skin of rabbits for 4 hours under occlusive conditions was not irritating. (ECHA) [Kl. score = 1].

Instillation of 0.1 g silicon dioxide (CAS No. 112926-00-8) to the eyes of rabbits was minimally irritating (ECHA) [Kl. score = 1].

#### **E. Sensitization**

No studies are available.

#### **F. Repeated Dose Toxicity**

##### Oral

Male and female Wistar rats were given diets containing silicon dioxide (CAS No. 112926-00-8) for 90 days. The dietary concentrations as silica concentrations were 0, 0.4-0.7, 1.7-1.9, or 6.5-7.0% silica; this equates to 0, 300-330, 1,200-1,400, or 4,000-4,500 mg/kg CAS No. 112926-00-8. There were no treatment-related effects. The NOAEL is 4,000 to 4,500 mg/kg-day (ECHA). [Kl. score = 1]

Male and female CD rats were given diets containing silicon dioxide (CAS No. 112926-00-8) for 6 months. The estimated daily intakes were 0, 2,170, and 7,950 mg/kg-day for males, and 0, 2,420, and 8,980 mg/kg-day for females. There were no treatment-related effects. The NOAEL is 7,950 and 8,980 mg/kg-day for males and females, respectively (ECHA). [Kl. score = 1]

Male and female Fischer 344 rats were fed a diet containing a synthetic amorphous silica (CAS No. not stated) for 102 weeks. The dose levels were 0, 12,500, 25,000, and 50,000 ppm. There were no treatment-related effects on body weight gain, feed consumption, survival, or hematology parameters. Liver weights were lower (up to 15%) in the  $\geq 25,000$  ppm females from 12 to 24 months; a dose-related trend was not apparent. The NOAEL is 50,000 ppm. Using 0.05 as the fraction of body weight that rats consume per day as food (U.S. EPA), the NOAEL corresponds to 2,500 mg/kg-day (Takizawa *et al.*, 1988) [Kl. score = 2].





Male and female B6C3F<sub>1</sub> mice were fed a diet containing a synthetic amorphous silica (CAS No. not stated) for 93 weeks. The dose levels were 0, 12,500, 25,000, and 50,000 ppm. There were no treatment-related effects on survival or clinical signs. Body weight gain was lower in the 5% group from week 15 to week 50 for the males and from 30 to 50 for the females. Mean body weights for 5% group animals for the remainder of the study were similar to controls. The NOAEL is 50,000 ppm in the diet. Using 0.13 as the fraction of body weight that mice consume per day as food (U.S. EPA), the NOAELs corresponds to 6,500 mg/kg-day (Takizawa et al., 1988). [Kl. score = 2]

### Inhalation

Male and female Wistar rats were exposed by inhalation to 0, 1, 6, or 30 mg/m<sup>3</sup> silicon dioxide (CAS No. 112945-52-5) 6 hours/day, 5 days/week for 13 weeks. There were no deaths during the study. Respiration rates were increased in a concentration-dependent manner. Body weight and body weight gain were unaffected in females, but were lower in the males with the 30 mg/m<sup>3</sup> groups significantly affected throughout the study. At  $\geq 6$  mg/m<sup>3</sup>, there were hematological changes, increased lung weights, and histopathologic changes in the lungs (including collagen increase and sporadic focal fibrosis). At 1 mg/m<sup>3</sup>, there was a slight, but fully reversible, pulmonary response indicative of an inflammatory reaction. The NOAEC for this study is 1.3 mg/m<sup>3</sup> (ECHA) [Kl. score = 1].

### Dermal

No adequate studies are available.

## **G. Genotoxicity**

### *In Vitro* Studies

The results of *in vitro* genotoxicity studies on silicon dioxide are presented below in Table 2.

**Table 2: *In vitro* Genotoxicity Studies on Silicon Dioxide**

Test System	Test substance	Results*		Klimisch Score	Reference
		-S9	+S9		
Bacterial reverse mutation ( <i>S. typhimurium</i> strains)	CAS No. 112926-00-8	-	-	2	Prival <i>et al.</i> (1991)
Bacterial reverse mutation ( <i>E. coli</i> strains)	CAS No. 112926-00-8	-	-	2	Prival <i>et al.</i> (1991)
Bacterial reverse mutation ( <i>S. typhimurium</i> strains)	CAS No. 112945-52-5	-	-	1	ECHA
Mammalian cell gene mutation (CHO cells)	CAS No. 112945-52-5	-	-	1	ECHA
Chromosomal aberration (Human embryonic lung cells, WI-38)	CAS No. 112926-00-8	NA	-	2	ECHA
Chromosomal aberration (CHO cells)	CAS No. 112945-52-5	-	-	1	ECHA
Unscheduled DNA synthesis (primary rat hepatocytes)	CAS No. 112945-52-5	NA	-	1	ECHA

\*+, positive; -, negative; NA, not applicable.

### *In Vivo* Studies

Male F344 rats were exposed by inhalation to 0 or 50 mg/m<sup>3</sup> silicon dioxide (CAS No. 112945-52-5) 6 hours/day, 5 days/week for 13 weeks. When tested in a HPRT assay, there was no increase in mutation frequency in the alveolar Type II cells from exposed rats compared to controls (ECHA) [Kl. score = 2].

Male SD rats were given by oral gavage either a single dose of 0, 1, 4, 14, or 140 mg/kg silicon dioxide (CAS No. 112926-00-8), or five consecutive daily doses of 0, 500, or 5,000 mg/kg silicon dioxide (CAS No. 112926-00-8). Chromosomal aberrations were not significantly increased in the treated animals compared to controls (ECHA) [Kl. score = 2].



In a dominant lethal mutation assay, male SD rats were given by oral gavage either a single dose of 0, 1, 4, 14, or 140 mg/kg silicon dioxide (CAS No. 112926-00-8), or five consecutive daily doses of 0, 500, or 5,000 mg/kg silicon dioxide (CAS No. 112926-00-8). There was no indication of a mutagenic effect by silicon dioxide (CAS No. 112926-00-8) (ECHA) [Kl. score = 2].

## **H. Carcinogenicity**

### Oral

Male and female Fischer 344 rats were fed a diet containing a synthetic amorphous silica (CAS No. not stated) for 102 weeks. The dose levels were 0, 12,500, 25,000, and 50,000 ppm. The incidence of tumors was similar between treated and control animals. The number of animals used in this study was small (Takizawa *et al.*, 1988). [Kl. score = 2]

Male and female B6C3F<sub>1</sub> mice were fed a diet containing a synthetic amorphous silica (CAS No. not stated) for 93 weeks. The incidence of tumors was similar between treated and control animals (Takizawa *et al.*, 1988). [Kl. score = 2].

## **I. Reproductive Toxicity**

A one-generation reproductive toxicity study has been conducted on silicon dioxide (CAS No. 112945-52-5). Male and female Wistar rats were given diets containing 0 or 497 mg/kg-day (males) or 509 mg/kg-day (females). In the parental animals, there were no treatment-related effects on mortality, clinical symptoms, feed consumption, body weight gain, and measured hematology parameters. There was no reproductive or developmental toxicity (ECHA) [Kl. score = 3].

## **J. Developmental Toxicity**

Pregnant female rats were given by oral gavage doses up to 1,350 mg/kg silicon dioxide (CAS No. 112926-00-8) on GD 6-15. There was no maternal or developmental toxicity. The NOAEL for maternal and developmental toxicity is 1,350 mg/kg-day, the highest dose tested (ECHA) [Kl. score = 2].

Pregnant female mice were given by oral gavage doses up to 1,340 mg/kg silicon dioxide (CAS No. 112926-00-8) on GD 6-15. There was no maternal or developmental toxicity. The NOAEL for maternal and developmental toxicity is 1,340 mg/kg-day, the highest dose tested (ECHA) [Kl. score = 2].



Pregnant female rabbits were given by oral gavage doses up to 1,600 mg/kg silicon dioxide (CAS No. 112926-00-8) on GD 6-18. There was no maternal or developmental toxicity. The NOAEL for maternal and developmental toxicity is 1,600 mg/kg-day, the highest dose tested (ECHA) [KI. score = 2].

Pregnant female Syrian hamsters were given by oral gavage up to 1,600 mg/kg silicon dioxide (CAS No. 112926-00-8) on GD 6-10. There was no maternal or developmental toxicity. The NOAEL for maternal and developmental toxicity is 1,600 mg/kg-day, the highest dose tested (ECHA) [KI. score = 2].

## **V. DERIVATION OF TOXICOLOGICAL REFERENCE AND DRINKING WATER GUIDANCE VALUES**

The toxicological reference values developed for silicon dioxide (CAS No. 112945-00-8) follow the methodology discussed in enHealth (2012). The approach used to develop drinking water guidance values is described in the Australian Drinking Water Guidelines (ADWG, 2011).

### **A. Non-Cancer**

#### Oral

There were no adverse effects seen in rats or mice fed a diet containing up to 50,000 ppm silicon dioxide (CAS No. not stated) for 102 and 93 weeks, respectively (Takizawa *et al.*, 1988). The NOAELs for rats and mice were 2,500 and 6,500 mg/kg-day, respectively. The lowest NOAEL of 2,500 mg/kg-day will be used for determining the oral Reference dose (RfD) and the drinking water guidance value.

#### *Oral Reference Dose (oral RfD)*

$$\text{Oral RfD} = \text{NOAEL} / (\text{UF}_A \times \text{UF}_H \times \text{UF}_L \times \text{UF}_{\text{Sub}} \times \text{UF}_D)$$

Where:

$\text{UF}_A$  (interspecies variability) = 10

$\text{UF}_H$  (intraspecies variability) = 10

$\text{UF}_L$  (LOAEL to NOAEL) = 1

$\text{UF}_{\text{Sub}}$  (subchronic to chronic) = 1

$\text{UF}_D$  (database uncertainty) = 1

$$\text{Oral RfD} = 2,500 / (10 \times 10 \times 1 \times 1 \times 1) = 2,500 / 100 = \underline{25 \text{ mg/kg-day}}$$



### *Drinking water guidance value*

Drinking water guidance value = (animal dose) x (human weight) x (proportion of intake from water) / (volume of water consumed) x (safety factor)

Using the oral RfD,

Drinking water guidance value = (oral RfD) x (human weight) x (proportion of water consumed) / (volume of water consumed)

where:

Human weight = 70 kg (ADWG, 2011)

Proportion of water consumed = 10% (ADWG, 2011)

Volume of water consumed = 2L (ADWG, 2011)

Drinking water guidance value =  $(25 \times 70 \times 0.1)/2 = \underline{88 \text{ mg/L}}$

## **B. Cancer**

Silicon dioxide was not carcinogenic to rats or mice in chronic dietary studies. Hence, a cancer reference value was not derived.

## **VI. HUMAN HEALTH HAZARD ASSESSMENT OF PHYSICO-CHEMICAL PROPERTIES**

Silicon dioxide does not exhibit the following physico-chemical properties:

- Explosivity
- Flammability
- Oxidizing potential

## **VII. ENVIRONMENTAL HAZARD ASSESSMENT**

### **A. Summary**

Silicon dioxide has a low acute toxicity concern to aquatic organisms.

### **B. Aquatic Toxicity**

#### Acute Studies

Table 3 lists the results of acute aquatic toxicity studies conducted on silicon dioxide.



**Table 3: Acute Aquatic Toxicity Studies on Silicon Dioxide**

Test Species	Endpoint	Results (mg/L)	Klimisch score	Reference
<i>Danio rerio</i>	96-h LL <sub>0</sub>	10,000*	1	ECHA
<i>Danio rerio</i>	96-h LL <sub>0</sub>	10,000	1	ECHA
<i>Daphnia magna</i>	48-h EL <sub>50</sub>	>1,000**	2	ECHA
<i>Daphnia magna</i>	24-h EL <sub>50</sub>	>10,000	2	ECHA

\*Silica, amorphous, fumed, crystalline-free (CAS No. 112945-52-5)

\*\*Mortality may have occurred may have occurred from physical effects of unfiltered medium.

#### Chronic Studies

No studies are available.

#### **C. Terrestrial Toxicity**

No studies are available.

#### **D. Calculation of PNEC**

The PNEC calculations for silicon dioxide follow the methodology discussed in DEWHA (2009).

#### PNEC water

Silicon dioxide is a solid in powder form, which is slightly soluble in water. Acute aquatic toxicity studies on fish and *Daphnia* using excess loadings of silicon dioxide showed no acute toxicity (Table 3). Physical effects of silicon dioxide on *Daphnia* were seen in tests using unfiltered test medium (OECD, 2004a,b; ECHA). Because of the physico-chemical properties of silicon dioxide, the PNEC<sub>water</sub> was not determined.



#### PNEC sediment

There are no toxicity data for sediment-dwelling organisms. The  $PNEC_{sed}$  cannot be derived using the equilibrium partitioning method.

#### PNEC soil

There are no toxicity data for terrestrial or soil organisms. The  $PNEC_{soil}$  cannot be derived using the equilibrium partitioning method.

### **VIII. PBT Assessment**

The methodology for the Persistent, Bioaccumulative and Toxic (PBT) substances assessment is based on the Australian and EU Reach Criteria methodology (DEWHA, 2009; ECHA, 2008).

Silicon dioxide (CAS No. 111945-00-8) released into the environment is expected to combine indistinguishably with the soil layer or sediment due to their chemical similarity with inorganic soil matter. Biodegradation is not applicable to silicon dioxide (CAS No. 112926-00-8). For the purposes of this PBT assessment, the persistent criteria is not considered applicable to silicon dioxide (CAS No. 112926-00-8).

Silicon dioxide (CAS No. 112926-00-8) is an inorganic substance that is a slightly soluble powder. Bioaccumulation of silicon dioxide (CAS No. 112926-00-8) is generally unlikely to occur, given its low bioavailability. However, dissolved silica can be actively assimilated by some marine and terrestrial organisms as normal natural processes mainly related to structural function. For the purposes of this PBT assessment, silicon dioxide (CAS No. 112926-00-8) does not meet the criteria for bioaccumulation.

The acute toxicity of the water-soluble fraction of silicon dioxide (CAS No. 112926-00-8) is  $>1$  mg/L. Thus, it does not meet the criteria for toxicity.

The overall conclusion is that silicon dioxide (CAS No. 112926-00-8) is not a PBT substance.

### **IX. CLASSIFICATION AND LABELING**

#### **A. Classification**

No classified.



## **B. Labelling**

No signal word.

## **C. Pictogram**

None.

## **X. SAFETY AND HANDLING**

### **A. FIRST AID**

#### Eye Contact

In case of contact, immediately flush eyes with plenty of water for at least 15 minutes. If symptoms persist, seek medical advice.

#### Skin Contact

Wash thoroughly with soap and water.

#### Inhalation

If inhaled, remove from area to fresh air. Get medical attention if respiratory irritation develops or if breathing becomes difficult.

#### Ingestion

Rinse mouth with water and then drink plenty of water. Never give anything by mouth to an unconscious person. If symptoms develop, seek medical advice.

### **B. FIRE FIGHTING INFORMATION**

#### Extinguishing Media

Water spray, carbon dioxide, foam, dry chemical.

#### Specific Exposure Hazards

No data are available.

#### Special Protective Equipment for Firefighters

Wear self-contained breathing apparatus.

### **C. ACCIDENTAL RELEASE MEASURES**

#### Personal Precautions

Use appropriate protective equipment.





#### Environmental Precautions

Prevent from entering sewers, waterways, or low areas.

#### Steps to be Taken if Material is Released or Spilled

Scoop up and remove.

### **D. STORAGE AND HANDLING**

#### General Handling

No special measures necessary provided product is used correctly.

#### Other Handling Precautions

Avoid eye and skin contact. Avoid creating or inhaling dust.

#### Storage

Keep container tightly closed and in a dry and well-ventilated place. Keep in a cool place.

### **E. EXPOSURE CONTROLS / PERSONAL PROTECTION**

#### Occupational Exposure Standards

The workplace exposure standard for silica gel (silicon dioxide, CAS No. 112926-00-8) in Australia is 10 mg/m<sup>3</sup> as an 8-hour TWA.

#### Engineering Controls

Good general ventilation should be used.

#### Personal Protection Equipment

##### *Respiratory Protection:*

Use respiratory protection if airborne dust levels are expected to exceed the occupational exposure guidance value.

##### *Hand Protection:*

Use gloves.

##### *Skin Protection:*

Body protection must be chosen depending on activity and possible exposure.

##### *Eye protection:*

Safety glasses with side-shields.



*Other Precautions:*

Handle in accordance with good industrial hygiene and safety practice. Eyewash fountains and safety showers must be easily accessible.

## **F. TRANSPORT INFORMATION**

Silicon dioxide is not considered hazardous for purposes of transportation by road or rail. An Australian Dangerous Goods code is not required.

## **XI. DISPOSAL**

Disposal should be in accordance with all local, state, and federal regulations.

## **XII. REGULATORY INFORMATION**

Australian AICS Inventory: Listed.

## **XIII. REFERENCES**

ADWG (2011). National Water Quality Management Strategy. Australian Drinking Water Guidelines, Section 6, Australian Government, National Health and Medical Research Council, Natural Resource Management Ministerial Council.

Department of the Environment, Water, Heritage and the Arts [DEWHA] (2009). Environmental risk assessment guidance manual for industrial chemicals, Department of the Environment, Water, Heritage and the Arts, Commonwealth of Australia.

ECHA. ECHA REACH database: <http://echa.europa.eu/information-on-chemicals/registered-substances>

enHealth Human Risk Assessment [HHRA] (2012). Environmental Health Risk Assessment, Guidelines for Assessing Human Health Risks from Environmental Hazards. Office of Health Protection of the Australian Government Department of Health.

European Chemicals Agency [ECHA] (2008). Guidance on Information Requirements and Chemical Safety Assessment, Chapter R11: PBT Assessment, European Chemicals Agency, Helsinki, Finland.



- Klimisch, H.J., Andreae, M., and Tillmann, U. (1997). A systematic approach for evaluating the quality of experimental and toxicological and ecotoxicological data. *Regul. Toxicol. Pharmacol.* 25:1-5.
- OECD (2004a). Screening Information Dataset (SIDS) Initial Assessment Report for Synthetic Amorphous Silica and Silicates: Silicon Dioxide (CAS No. 7631-86-9, 112945-52-5, 112926-00-8; Silicic Acid, Aluminum Sodium Salt (CAS No. 1344-00-9); Silicic Acid, Calcium Salt (CAS No. 1344-95-2), UNEP Publications.
- OECD (2004b). IUCLID Data Set for Synthetic Amorphous Silica and Silicates: Silicon Dioxide (CAS No. 7631-86-9, 112945-52-5, 112926-00-8; Silicic Acid, Aluminum Sodium Salt (CAS No. 1344-00-9); Silicic Acid, Calcium Salt (CAS No. 1344-95-2), UNEP Publications.
- Prival, M.J., Simmon, V.F., and Mortelmans, K.E. (1991). Bacterial mutagenicity testing of 49 food ingredients gives very few positive results. *Mutat. Res.* 260: 321-329.
- Takizawa, Y., Hirasawa, F., Noritomi, E., Aida, M., Tsunoda, H., and Uesugi, S. (1988). Oral ingestion of syloid to mice and rats and its chronic toxicity and carcinogenicity. *Acta Medica et Biologica* 36: 27-56.



## SODIUM BICARBONATE

This dossier on sodium bicarbonate does not represent an exhaustive or critical review of all available data. Rather, it presents the most critical studies pertinent to the risk assessment of sodium bicarbonate in its use in drilling muds and hydraulic fracturing fluids. The majority of information presented in this dossier was obtained from the ECHA database that provides information on chemicals that have been registered under the EU REACH (ECHA). Where possible, study quality was evaluated using the Klimisch scoring system (Klimisch *et al.*, 1997).

### I. SUBSTANCE IDENTIFICATION

Chemical Name (IUPAC): Sodium hydrogen carbonate

CAS RN: 144-55-8

Molecular formula:  $\text{CH}_2\text{O}_3\cdot\text{Na}$

Molecular weight: 84.01

Synonyms: Sodium bicarbonate; sodium hydrogen carbonate; baking soda; carbonic acid monosodium salt

SMILES: C(=O)(O)[O-].[Na+]

### II. PHYSICO-CHEMICAL PROPERTIES

**Table 1: Overview of the Physico-chemical Properties of Sodium Bicarbonate**

Property	Value	Klimisch score	Reference
Physical state at 20°C and 101.3 kPa	White, crystalline solid	1	ECHA
Melting Point	Decomposition @ 165°C	1	ECHA
Boiling Point	-	-	-
Density	>2.21 and ≤2.23 @ 20°C	1	ECHA
Vapor Pressure	66.9 Pa @ 20°C	2	ECHA
Partition Coefficient (log $K_{ow}$ )	Not applicable	-	-
Water Solubility	93.4 g/L @ 20°C (pH 8.4)	1	ECHA



### III. ENVIRONMENTAL FATE PROPERTIES

Due to its high water solubility and low vapor pressure, sodium bicarbonate will be found predominantly in the aquatic environment where it dissociates completely to sodium ( $\text{Na}^+$ ) and bicarbonate ( $\text{HCO}_3^-$ ) ions. Both ions are ubiquitous in the environment (UNEP, 1995).

When bicarbonate is dissolved in water, a re-equilibration takes place according to the following equations:



Only a small fraction of the dissolved  $\text{CO}_2$  is present as  $\text{H}_2\text{CO}_3$  (carbonic acid), the major part is present as  $\text{CO}_2$ . The amount of  $\text{CO}_2$  in water is in equilibrium with the partial pressure of  $\text{CO}_2$  in the atmosphere. The  $\text{CO}_2/\text{HCO}_3^-/\text{CO}_3^{2-}$  equilibria are the major buffer of the pH of freshwater.

Based on the above equations,  $\text{CO}_2$  is the predominant species at a pH smaller than 6.35, while  $\text{HCO}_3^-$  is the predominant species at a pH in the range of 6.35-10.33 and  $\text{CO}_3^{2-}$  is the predominant species at a pH higher than 10.33.

Geochemical and biological processes dictate the natural concentration of  $\text{CO}_2/\text{HCO}_3^-/\text{CO}_3^{2-}$  in freshwater. For instance, a continuous source of carbonate in freshwater is from the deposition of carbonate ions from the dissolution of minerals. Carbon dioxide comes from the decay of organic matter in aquatic ecosystems. On the other hand, carbon dioxide dissolved in freshwater is utilized by plants in photosynthesis.

The addition of sodium bicarbonate to the aquatic environment could potentially increase the sodium and bicarbonate concentration. However, unlike sodium carbonate, sodium bicarbonate does not increase the pH of the water to high and/or lethal levels. Addition of bicarbonate to water will move the pH towards 8.34 (the mean of the two pKa values from the two above equations) (OECD, 2002).

$\text{Na}^+$  and  $\text{HCO}_3^-$  ions will not adsorb on particulate matter or surfaces and will not accumulate in living tissues.

### IV. HUMAN HEALTH HAZARD ASSESSMENT

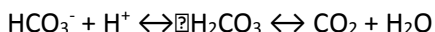
#### A. Summary

Sodium bicarbonate is not acutely toxic by the oral and inhalation routes. It is not irritating to the skin and eyes. No repeated dose toxicity studies have been conducted on sodium bicarbonate. However, it is not expected to be systemically available in the body from oral exposure due to its dissociation in bodily fluids and the neutralization of the bicarbonate ion in the stomach to  $\text{CO}_2$ . Sodium bicarbonate is not mutagenic or genotoxic. No developmental toxicity was seen in animal studies when given high dietary doses of sodium bicarbonate.



## B. Toxicokinetics/Metabolism

Sodium bicarbonate will dissociate in bodily fluids to sodium ( $\text{Na}^+$ ) and bicarbonate ( $\text{CO}_3^-$ ) ions. The oral uptake of sodium bicarbonate would lead to neutralization of bicarbonate in the stomach by the gastric acids, resulting in carbon dioxide ( $\text{CO}_2$ ) formation (see equation below). It is unlikely that an oral uptake of sodium bicarbonate would disrupt the acid-base balance of the body because  $\text{CO}_2$  formation in the stomach would alleviate the high amounts of bicarbonate that would be present in the stomach from an acute exposure. The equation that describes this reaction is:



The bicarbonate is the principal extracellular buffer in the blood and interstitial fluids (Ganong, 1995).

## B. Acute Toxicity

The oral  $\text{LD}_{50}$  values of sodium bicarbonate in rats from two different studies are  $>4,000$  and  $7,334 \text{ mg/kg}$  (ECHA) [Kl. scores = 1]. Other studies have also reported similar oral  $\text{LD}_{50}$  values in rats (ECHA).

The inhalation 4.5-hour  $\text{LC}_{50}$  in rats is  $>4.74 \text{ mg/L}$ . There was no mortality, and the mass median aerodynamic diameter (MMAD) was  $2.8 \mu\text{m}$  (ECHA). [Kl. score = 1]

In humans, acute oral ingestion of sodium bicarbonate may result in a ruptured stomach due to excessive gas development. Acute or chronic excessive oral ingestion may cause metabolic alkalosis, cyanosis, and hypernatremia. These conditions are reversible and will not cause adverse effects (OECD, 2002).

## C. Irritation

Application of  $0.5 \text{ g}$  sodium bicarbonate to the skin of rabbits for 4 hours under semioclusive conditions was slightly irritating. The Primary Dermal Irritation Index was 0.3. The mean of the 24, 48, and 72 hour scores for erythema and edema were 0.06 and 0.00, respectively (ECHA) [Kl. score = 1]

Instillation of  $0.05 - 0.07 \text{ ml}$  of sodium bicarbonate to the eyes of rabbits was slightly irritating. The mean of the 24, 48, and 72 hour scores were: 0 for corneal opacity; 0 for iridial lesions; 0.33 for conjunctival redness; and 0 for chemosis (ECHA). [Kl. score = 1]

## D. Sensitization

No studies are available.



## E. Repeated Dose Toxicity

No studies are available.

## F. Genotoxicity

### *In Vitro* Studies

The results of the *in vitro* genotoxicity studies on sodium bicarbonate are presented below in Table 2.

**Table 2: *In Vitro* Genotoxicity Studies on Sodium Bicarbonate**

Test System	Results*		Klimisch Score	Reference
	-S9	+S9		
Bacterial reverse mutation ( <i>S. typhimurium</i> strains)	-	-	2	Ishidate <i>et al.</i> , 1984; OECD, 2002
Bacterial reverse mutation ( <i>S. typhimurium</i> and <i>E. coli</i> strains)	-	-	2	De Flora <i>et al.</i> , 1984; OECD, 2002
Chromosomal aberration (Chinese hamster fibroblasts)	-	-	2	Ishidate <i>et al.</i> , 1984; OECD, 2002

\*+, positive; -, negative

### *InVvivo* Studies

No studies are available.

## G. Carcinogenicity

Male F344 rats were given in their feed 0 or 0.64% sodium bicarbonate for 104 weeks. The survival rate was 84% and 73% for the treated and control animals, respectively. There was no significant difference in the incidence of bladder tumors between the treated and control groups (OECD, 2002). [Kl. score = 2]

## H. Reproductive Toxicity

No studies are available.



## **I. Developmental Toxicity**

Pregnant female Wistar rats were given by oral gavage 0, 3.4, 15.8, 73.3, or 340 mg/kg sodium bicarbonate on gestational days 6 to 15. There was no maternal or developmental toxicity, with the NOAELS being 340 mg/kg-day, the highest doses tested (ECHA). [Kl. score = 2]

Pregnant female CD-1 mice were given by oral gavage 0, 5.8, 27, 125, or 580 mg/kg sodium bicarbonate on gestational days 6 to 15. There was no maternal or developmental toxicity, with the NOAELS being 580 mg/kg-day, the highest doses tested (ECHA). [Kl. score = 2]

Pregnant female Dutch rabbits were given by oral gavage 0, 3.3, 15.3, 71.2, or 330 mg/kg sodium bicarbonate on gestational days 6 to 18. There was no maternal or developmental toxicity, with the NOAELS being 330 mg/kg-day, the highest doses tested (ECHA). [Kl. score = 2]

## **V. DERIVATION OF TOXICOLOGICAL REFERENCE AND DRINKING WATER GUIDANCE VALUES**

There are no adequate repeated dose toxicity studies conducted on sodium bicarbonate by any route of exposure. A limited carcinogenicity study showed no increase in bladder tumors in rats given sodium bicarbonate in their diet. Developmental toxicity studies conducted by the oral route in three animal species showed no developmental effects at the highest doses tested. Sodium bicarbonate dissociates to sodium and bicarbonate ions in bodily fluids, and significant amount of these ions are already ingested in foods. Furthermore, both ions are present in the body and are highly regulated by homeostatic mechanisms.

Sodium bicarbonate is used in many countries (*e.g.*, U.S. and EU) as a food additive. It is regarded as a 'Generally Recognized as Safe' (GRAS) substance in food with no limitation other than current good manufacturing practice (OECD, 2002).

Thus, a toxicological reference value was not derived for sodium bicarbonate.

**The Australian drinking water guideline values for sodium (180 mg/L, aesthetic) and pH of 6.5 to 8.5 may be applicable (ADWG, 2011).**

## **VI. HUMAN HEALTH HAZARD ASSESSMENT OF PHYSICO-CHEMICAL PROPERTIES**

Sodium bicarbonate does not exhibit the following physico-chemical properties:

- Explosivity
- Flammability
- Oxidizing potential





## VII. ENVIRONMENTAL HAZARD ASSESSMENT

### A. Summary

Sodium bicarbonate is of low toxicity concern to aquatic organisms.

### B. Aquatic Toxicity

#### Acute Studies

Table 3 lists the results of acute aquatic toxicity studies on sodium bicarbonate.

**Table 3: Acute Aquatic Toxicity Studies on Sodium Bicarbonate**

Test Species	Endpoint	Results (g/L)	Klimisch score	Reference
<i>Oncorhynchus mykiss</i>	96-h LC <sub>50</sub>	7,700	1	ECHA
<i>Lepomis macrochirus</i>	96-h LC <sub>50</sub>	7,100	1	ECHA
<i>Daphnia magna</i>	48-h EC <sub>50</sub>	4,100	1	ECHA
<i>Daphnia magna</i>	48-h EC <sub>50</sub>	1,640	1	ECHA
<i>Ceriodaphnia dubia</i>	48-h EC <sub>50</sub>	1,020	2	ECHA

#### Chronic Studies

The NOEC from a 21-day *Daphnia* reproduction study is >576 mg/L (ECHA) [Kl. score = 2].

### C. Terrestrial Toxicity

The 48-h LC<sub>50</sub> and NOEC from an acute honeybee test on sodium bicarbonate was >24 and 24 µg/bee, respectively (ECHA).

### D. Calculation of PNEC

The acute E(L)C<sub>50</sub> values to fish and invertebrates are >1,000 mg/L, and the NOEC from a chronic *Daphnia* study is >576 mg/L. Both sodium and bicarbonate ions are ubiquitous in the environment. UNEP (1995) reported that the 10<sup>th</sup> and 90<sup>th</sup> percentiles of bicarbonate ion present in 77 rivers were 20 and 195 mg/L, respectively; for sodium, the 10<sup>th</sup> and 90<sup>th</sup>



percentiles in 75 rivers were 1.5 and 68 mg/L, respectively. OECD (2002) concluded: “Because the natural pH, bicarbonate and also the sodium concentration (and their fluctuations in time) varies significantly between aquatic ecosystems, it is not considered useful to derive a generic PNEC or PNEC<sub>added</sub>. To assess the potential environmental effect of a sodium bicarbonate discharge, the increase in sodium, bicarbonate and pH should be compared with the natural values and their fluctuations and based on this comparison it should be assessed if the anthropogenic addition is acceptable.”

Based on the information above, PNEC values for freshwater, sediment, and soil were not derived for sodium bicarbonate.

## **VIII. PBT Assessment**

The methodology for the Persistent, Bioaccumulative and Toxic (PBT) substances assessment is based on the Australian and EU Reach Criteria methodology (DEWHA, 2009; ECHA, 2008).

Sodium bicarbonate is an organic salt that dissociates completely to sodium and bicarbonate ions in aqueous solutions. Biodegradation is not applicable to these inorganic ions; both sodium and bicarbonate ions are also ubiquitous and are present in most water, soil and sediment. For the purposes of this PBT assessment, the persistent criteria is not considered applicable to this inorganic salt.

Sodium and bicarbonate ions are essential to all living organisms and their intracellular and extracellular concentrations are actively regulated. Therefore, sodium bicarbonate is not expected to bioaccumulate.

The NOEC for sodium bicarbonate from a chronic *Daphnia* study is >0.1 mg/L. The acute E(L)C<sub>50</sub> values for sodium bicarbonate are >1 mg/L in fish and invertebrates. Thus, sodium bicarbonate does not meet the screening criteria for toxicity.

The overall conclusion is that sodium bicarbonate is not a PBT substance.

## **IX. CLASSIFICATION AND LABELING**

### **A. Classification**

Not classified.

### **B. Labelling**

No signal word.



### **C. Pictogram**

None.

## **X. SAFETY AND HANDLING**

### **A. FIRST AID**

#### Eye Contact

In case of contact, immediately flush eyes with plenty of water for at least 15 minutes and get medical attention if irritation persists.

#### Skin Contact

Wash with soap and water. Get medical attention if irritation persists.

#### Inhalation

If inhaled, remove from area to fresh air. Get medical attention if respiratory irritation develops or if breathing becomes difficult.

#### Ingestion

Do not induce vomiting. Slowly dilute with 1-2 glasses of water or milk and seek medical attention. Never give anything by mouth to an unconscious person.

### **B. FIRE FIGHTING INFORMATION**

#### Extinguishing Media

Water fog, carbon dioxide, foam, dry chemical.

#### Specific Exposure Hazards

Decomposition in fire may produce toxic gases. Combustion products include: carbon dioxide, carbon monoxide,

#### Special Protective Equipment for Firefighters

Full protective clothing and approved self-contained breathing apparatus required for fire fighting personnel.

### **C. ACCIDENTAL RELEASE MEASURES**

#### Personal Precautions

Use appropriate protective equipment. Avoid creating and breathing dust.

#### Environmental Precautions

Prevent from entering sewers, waterways, or low areas.



#### Steps to be Taken if Material is Released or Spilled

Scoop up and remove.

### **D. STORAGE AND HANDLING**

#### General Handling

Avoid contact with eyes, skin, or clothing. Avoid creating or inhaling dust.

#### Storage

Store away from acids. Store in a cool, dry location. Product has a shelf life of 36 months.

### **E. EXPOSURE CONTROLS / PERSONAL PROTECTION**

#### Occupational Exposure Standards

Workplace Australia does not have an occupational exposure standard for sodium bicarbonate.

#### Engineering Controls

Use in a well ventilated area. Localized ventilation should be used to control dust levels.

#### Personal Protection Equipment

If engineering controls and work practices cannot prevent excessive exposures, the selection and proper use of personal protective equipment should be determined by an industrial hygienist or other qualified professional based on the specific application of this product.

*Respiratory Protection:* Dust/mist respirator. (N95, P2/P3)

*Hand Protection:* Normal work gloves.

*Skin Protection:* Normal work coveralls.

*Eye protection:* Dust proof coveralls.

*Other Precautions:* Eyewash fountains and safety showers must be easily accessible.

### **F. TRANSPORT INFORMATION**

Sodium bicarbonate is not considered hazardous for purposes of transportation by road or rail. An Australian Dangerous Goods code is not required.

### **XI. DISPOSAL**

Disposal should be in accordance with all local, state, and federal regulations.



## **XII. REGULATORY INFORMATION**

Australian AICS Inventory: Listed.

## **XIII. REFERENCES**

- ADWG (2011). National Water Quality Management Strategy. Australian Drinking Water Guidelines, Section 6, Australian Government, National Health and Medical Research Council, Natural Resource Management Ministerial Council.
- De Flora, S., Zancacchi, P., Camoirano, A., Bennicelli, C., and Badolati, G.S. (1984). Genotoxicity activity and potency of 135 compounds in the Ames reversion test in a bacterial DNA-repair test. *Mutat. Res.* 133: 161-198.
- Department of the Environment, Water, Heritage and the Arts [DEWHA] (2009). Environmental risk assessment guidance manual for industrial chemicals, Department of the Environment, Water, Heritage and the Arts, Commonwealth of Australia.
- ECHA. ECHA REACH database: <http://echa.europa.eu/information-on-chemicals/registered-substances>
- European Chemicals Agency [ECHA] (2008). Guidance on Information Requirements and Chemical Safety Assessment, Chapter R11: PBT Assessment, European Chemicals Agency, Helsinki, Finland.
- Ganong, W.F. (1995). Review of Medical Physiology, 17th Edition, Appleton & Lange, Norwalk, Connecticut, USA.
- Ishidate, M., Sofuni, T., Yoshikawa, K., Hayashi, M., Nohmi, T., Sawada, M., and Matsuoka, A. (1984). Primary mutagenicity screening of food additives currently used in Japan. *Fd. Cosmet. Toxicol.* 22: 623-636.
- Klimisch, H.J., Andreae, M., and Tillmann, U. (1997). A systematic approach for evaluating the quality of experimental and toxicological and ecotoxicological data. *Regul. Toxicol. Pharmacol.* 25:1-5.
- OECD (2002). SIDS Initial Assessment Report (SIAR) and IUCLID Data Set on Sodium bicarbonate (CAS No. 144-55-8), UNEP Publications. Available at: <http://www.inchem.org/documents/sids/sids/sodbicarb.pdf>.
- UNEP (1995). Water quality of world river basins. UNEP Environment Library No. 14, Nairobi, Kenya; cited in OECD, 2002.



## SODIUM BISULFITE

This dossier on sodium bisulfite does not represent an exhaustive or critical review of all available data. Rather, it presents the most critical studies pertinent to the risk assessment of sodium bisulfite in water treatment systems. The information presented in this dossier was obtained mainly from the ECHA database that provides information on chemicals that have been registered under the EU REACH (ECHA). Where possible, study quality was evaluated using the Klimisch scoring system (Klimisch *et al.*, 1997).

### I. SUBSTANCE IDENTIFICATION

Chemical Name (IUPAC): Sodium hydrogen sulfite

CAS RN: 7631-90-5

Molecular formula: NaHSO<sub>3</sub>

Molecular weight: 104.1

Synonyms: Sodium bisulfite; sodium hydrogen sulfite; sodium hydrogensulfite; monosodium sulfite; sodium sulfhydrate; hydrogen sodium sulfite; sulfurous acid, monosodium salt

SMILES: OS(=O)[O].[Na]

### II. PHYSICO-CHEMICAL PROPERTIES

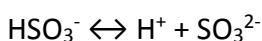
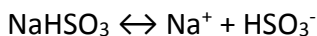
**Table 1: Physico-chemical Properties of Sodium Bisulfite**

Property	Value	Klimisch score	Reference
Physical state at 20°C and 101.3 kPa	White, crystalline, solid	-	HSDB
Melting Point	Decomposes	-	HSDB
Density	1.348 g/cm <sup>3</sup>	1	ECHA
Vapor Pressure	Not applicable	-	-
Partition Coefficient (log K <sub>ow</sub> )	Not applicable	-	-



Property	Value	Klimisch score	Reference
Water Solubility	Very soluble	2	ECHA

Sodium bisulfite is a weak acid with a  $pK_a$  of 6.97. Its conjugate base is the sulfite ion ( $SO_3^{2-}$ ).



At neutral pH, a mixture of 50% sulfite ( $SO_3^{2-}$ ) and 50% bisulfite ( $HSO_3^{2-}$ ) is present.

In surface waters, sulfite is oxidized to sulfate either catalytically by air oxygen or by microbial action (OECD, 2008). The presence of cations like iron, copper or manganese in the environment accelerates the oxidation rate significantly.

Dissociation of sodium bisulfite in aqueous solutions can also liberate sulfur dioxide ( $SO_2$ ), which is a gas.

### III. ENVIRONMENTAL FATE PROPERTIES

At environmental pHs, sodium bisulfite dissociates in water to form sodium ( $Na^+$ ) ions, bisulfite ions ( $HSO_3^-$ ), sulfite ( $SO_3^{2-}$ ) ions, and sulfur dioxide ( $SO_2$ ) which is a gas.

Sodium bisulfite is not expected to bioaccumulate in the environment because of its dissociation to ionic species and a gas. Furthermore, sulfite will oxidize to sulfate, which is ubiquitous in the environment.

Sodium bisulfite and its dissociated species are expected to have a low potential to adsorb to soil and sediment.

### IV. HUMAN HEALTH HAZARD ASSESSMENT

#### A. Summary

Limited toxicity data are available on sodium bisulfite; therefore, structural analogues have been used to read-across to sodium bisulfite. Sodium sulfite has low acute toxicity by the oral, inhalation, and dermal routes. Sodium sulfite is minimally irritating to the skin and slightly irritating to the eyes. Sodium sulfite is not a skin sensitizer. No



systemic toxicity was seen in rats when given sodium metabisulfite in their diet over a lifetime. There were, however, indications of stomach lesions as a result of localized irritation from the ingestion of sodium metabisulfite. Sodium bisulfite is not expected to be genotoxic. No reproductive or developmental toxicity was observed in any of the animal studies on sodium bisulfite or its structural analogues.

## **B. Acute Toxicity**

No acute toxicity studies are available for sodium bisulfite.

The oral LD<sub>50</sub> value in rats for sodium sulfite is 2,610 mg/kg (ECHA) [Kl. score = 2]. The oral LD<sub>50</sub> values in rats for sodium metabisulfite are 1,420 mg/kg (males), 1,630 mg/kg (females), and 1,540 mg/kg (combined sexes) (ECHA) [Kl. score = 2].

The 4-hour inhalation LC<sub>50</sub> in rats for sodium sulfite is >5.5 mg/L (ECHA). [Kl. score = 2]

The dermal LD<sub>50</sub> in rats for sodium sulfite is >2,000 mg/kg (ECHA). [Kl. score = 2]

## **C. Irritation**

No studies are available on sodium bisulfite.

Application of 0.5 mL of sodium sulfite to the skin of rabbits for 4 hours under occlusive conditions was minimally irritating. The mean of the 24, 48, and 72 scores were: 0.5 for erythema and 0.0 for edema (ECHA). [Kl. score = 2]

Instillation of 0.1 mL of sodium sulfite (with 0.5% cobalt sulfate) into the eyes of rabbits produced slight irritation. The mean of the 24, 48, and 72 hour scores are as follows: 0.5 for conjunctival redness; 0.5 for conjunctival chemosis; 0.0 for corneal lesions; and 0.0 for iridial lesions (ECHA). [Kl. score = 2]

## **D. Sensitization**

No studies are available on sodium bisulfite.

Sodium bisulfite was not considered a skin sensitizer in a mouse local lymph node assay (ECHA). [K. score = 1]





## E. Repeated Dose Toxicity

### Oral

No studies are available on sodium bisulfite.

A study is available on sodium metabisulfite. Sodium metabisulfite dissociates in water to form sodium ( $\text{Na}^+$ ) ions, disulfite ( $\text{S}_2\text{O}_5^{2-}$ ) ions, and sulfur dioxide ( $\text{SO}_2$ ). The disulfite ions can form bisulfite ( $\text{HSO}_3^-$ ) and sulfite ions ( $\text{SO}_3^{2-}$ ); at neutral pH, a mixture of 50% sulfite ( $\text{SO}_3^{2-}$ ) and 50% bisulfite ( $\text{HSO}_3^-$ ) is present.

Male and female Wistar rats were fed in their diet 0, 0.125, 0.25, 0.5, 1.0, or 2.0% sodium metabisulfite for up to two years and over three generations. The diet was enriched with thiamine to prevent thiamine deficiency as a result of sulfite-induced destruction of this vitamin. During storage up to the time of consumption, the losses of sulfite from the feed containing sodium metabisulfite at levels of 0.125, 0.25, 0.5, 1.0, and 2.0% averaged 22, 14, 12, 8, and 4.5%, respectively, while the decrease in thiamine was 2.7, 1.7, 8.3, 14.5, and 15.4%, respectively. Addition of thiamine to the diet prevented thiamine deficiency in rats at all dose levels based on measurements of thiamine levels in the urine and liver. The general condition of the rats was good during the first 72 weeks in the  $F_0$  generation, as well as the other two generations. After 72 weeks, there was a rapid increase in mortality in all groups. Survival in the treated groups were generally higher than the controls, except for the 2%  $F_1$  males; no deaths occurred in the 2%  $F_2$  females. A marginal reduction in body weight gain was observed in the 2% dose group (both sexes) in the  $F_1$  and  $F_2$  generations. Feed consumption was similar between treated and control groups. There were no changes in hematology and clinical chemistry parameters and urinalysis that were considered toxicologically significant. The  $\geq 1\%$  dietary groups had occult blood in their feces. Relative kidney weights were increased in the 2%  $F_2$  females, but there were no pathological changes noted in the kidneys from this group. Hyperplastic changes in the fore- and glandular stomachs were noted in the  $\geq 1\%$  groups in all three generations. Some slight alterations were also noted in stomachs of the 0.5%  $F_2$  rats. The NOAEL for systemic toxicity is 1.91% in the diet. This was estimated to be 955 mg/kg-day based on a rat body weight of 400 g and a daily feed intake of 20 g. The histopathologic effects on the stomach and the occult blood in feces are considered to be the result of localized irritation (a site-of-contact effect) from the ingestion of sodium metabisulfite (Til et al., 1972; ECHA). [KI. score = 2]

### Inhalation

No studies on sodium bisulfite were located.



## Dermal

No studies on sodium bisulfite were located.

## **G. Genotoxicity**

### *In Vitro* Studies

No *in vitro* genotoxicity studies were located for sodium bisulfite. Table 2 presents the findings from *in vitro* genotoxicity studies conducted on structural analogues of sodium bisulfite.

**Table 2: *In Vitro* Genotoxicity Studies on Structural Analogues to Sodium Bisulfite**

Test System	Test Substance	Results*		Klimisch Score	Reference
		-S9	+S9		
Bacterial reverse mutation ( <i>S. typhimurium</i> strains)	Sodium metabisulfite	-	-	2	ECHA
Bacterial reverse mutation ( <i>S. typhimurium</i> strains)	Potassium metabisulfite	-	-	2	ECHA
Bacterial reverse mutation ( <i>S. typhimurium</i> strains)	Potassium metabisulfite	-	-	2	ECHA
Bacterial reverse mutation ( <i>S. typhimurium</i> and <i>E. coli</i> strains)	Sodium metabisulfite	-	-	2	ECHA
Mammalian cell gene mutation (mouse lymphoma L5178Y cells)	Sodium metabisulfite	-	-	2	ECHA
Chromosomal aberration (human lymphocytes)	Sodium metabisulfite	-	-	1	ECHA

\*+, positive; -, negative



## *In Vivo* Studies

Sodium bisulfite did not show a mutagenic response in a rat dominant lethal assay when given in feed at doses of 0, 4.5, 15, or 45 mg/kg-day (ECHA). [Kl. score = 2]

Sodium sulfite was not genotoxic in a bone marrow micronucleus test in rats. Male NMRI rats were given a single subcutaneous injection of 0, 250, 500, or 1,000 mg/kg sodium sulfite (ECHA). [Kl. score = 1]

### **H. Carcinogenicity**

No studies are available on sodium bisulfite.

Male and female Wistar rats were fed in their diet 0, 0.125, 0.25, 0.5, 1.0, or 2.0% sodium metabisulfite for up to two years and over three generations. There was no increased incidence of tumors in the treated groups compared to the controls (Til et al., 1972). [Kl. score = 2]

Male and female ICR/JCL mice were given in their drinking water 0, 1, or 2% potassium metabisulfite for two years. There was no increased incidence of tumors in the treated groups compared to the controls (Tanaka et al., 1979). [Kl. score = 2]

No inhalation or dermal carcinogenicity studies were located.

### **I. Reproductive Toxicity**

No studies are available on sodium bisulfite.

Male and female Wistar rats were fed in their diet 0, 0.125, 0.25, 0.5, 1.0, or 2.0% sodium metabisulfite for up to two years and over three generations. The diet was enriched with thiamine to prevent thiamine deficiency as a result of sulfite-induced destruction of this vitamin. During storage up to the time of consumption, the losses of sulfite from the feed containing sodium metabisulfite at levels of 0.125, 0.25, 0.5, 1.0, and 2.0% averaged 22, 14, 12, 8, and 4.5%, respectively, while the decrease in thiamine was 2.7, 1.7, 8.3, 14.5, and 15.4%, respectively. Addition of thiamine to the diet prevented thiamine deficiency in rats at all dose levels based on measurements of thiamine levels in the urine and liver. The effects other than reproductive and developmental toxicity are discussed above in the Repeated Dose Toxicity section. There were no treatment-related effects on female fertility, the number of young per litter, or birth weight or mortality of the offspring. The number of F<sub>2a</sub> pups was significantly reduced in the  $\geq 0.5\%$  groups during the first breeding cycle, but there was no dose-response and the reduction did not occur during the second breeding cycle.



Slight growth retardation was observed in the F<sub>1</sub> and F<sub>2</sub> generation rats both before and after weaning. The NOAEL for reproductive toxicity is 1.91% in the diet. This was estimated to be 955 mg/kg-day based on a rat body weight of 400 g and a daily feed intake of 20 g (Til et al., 1972; ECHA). [Kl. score = 2]

Male and female rats were given sodium metabisulfite in their drinking water for up to 2.5 years and in three successive generations. The doses were 375 and 750 ppm as sulfur dioxide (SO<sub>2</sub>). There was no evidence of systemic toxicity in either dose group. The number of offspring of either the F<sub>1</sub> and F<sub>2</sub> generation and the proportion surviving to the end of lactation were similar between treated and control groups. The NOAEL for reproductive toxicity is 750 ppm (as SO<sub>2</sub>) in drinking water. Assuming an average rat body weight of 400 g and a daily water intake of 28 mL, 750 ppm (as SO<sub>2</sub>) corresponds to 53 mg/kg-day sodium metabisulfite (Lockett and Natoff, 1960; ECHA). [Kl. score = 2]

## **J. Developmental Toxicity**

Pregnant female Wistar rats were dosed by oral gavage with up to 110 mg/kg-day sodium bisulfite during GD 6-15. There was no maternal or developmental toxicity. The NOAEL for maternal and developmental toxicity for this study is 110 mg/kg-day (ECHA). [Kl. score = 2]

Pregnant female CD-1 mice were dosed by oral gavage with up to 150 mg/kg-day sodium bisulfite during GD 6-15. There was no maternal or developmental toxicity. The NOAEL for maternal and developmental toxicity for this study is 150 mg/kg-day (ECHA). [Kl. score = 2]

Pregnant female Dutch-belted were dosed by oral gavage with up to 100 mg/kg-day sodium bisulfite during GD 6-18. There was no maternal or developmental toxicity. The NOAEL for maternal and developmental toxicity for this study is 100 mg/kg-day (ECHA). [Kl. score = 2]

## **V. DERIVATION OF TOXICOLOGICAL REFERENCE AND DRINKING WATER GUIDANCE VALUES**

The toxicological reference values developed for sodium metabisulfite follow the methodology discussed in enHealth (2012). The approach used to develop drinking water guidance values is described in the Australian Drinking Water Guidelines (ADWG, 2011).



## A. Non-Cancer

### Oral

No repeated dose toxicity studies have been conducted on sodium bisulfite. In a study conducted on sodium metabisulfite, there was no evidence of systemic toxicity in rats fed up to 2% for two years (Til et al., 1972). The NOAEL for this study is 2% or 955 mg/kg-day.

Using the molecular weights of sodium metabisulfite (190.1 g/mol) and sodium bisulfite (104.1 g/mol), the NOAEL of 955 mg/kg-day for sodium metabisulfite is converted to 523 mg/kg-day for sodium bisulfite. The NOAEL of 523 mg/kg-day will be used for determining the oral reference dose (RfD) and the drinking water guidance value for sodium bisulfite.

#### *Oral Reference Dose (oral RfD)*

$$\text{Oral RfD} = \text{NOAEL} / (\text{UF}_A \times \text{UF}_H \times \text{UF}_L \times \text{UF}_{\text{Sub}} \times \text{UF}_D)$$

Where:

$\text{UF}_A$  (interspecies variability) = 10

$\text{UF}_H$  (intraspecies variability) = 10

$\text{UF}_L$  (LOAEL to NOAEL) = 1

$\text{UF}_{\text{Sub}}$  (subchronic to chronic) = 1

$\text{UF}_D$  (database uncertainty) = 1

$$\text{Oral RfD} = 523 / (10 \times 10 \times 1 \times 1 \times 1) = 523 / 100 = \underline{5 \text{ mg/kg-day}}$$

#### *Drinking water guidance value*

Drinking water guidance value = (animal dose) x (human weight) x (proportion of intake from water) / (volume of water consumed) x (safety factor)

Using the oral RfD,

Drinking water guidance value = (oral RfD) x (human weight) x (proportion of water consumed) / (volume of water consumed)

where:

Human weight = 70 kg (ADWG, 2011)

Proportion of water consumed = 10% (ADWG, 2011)

Volume of water consumed = 2L (ADWG, 2011)



Drinking water guidance value =  $(5 \times 70 \times 0.1)/2 = \underline{18 \text{ mg/L}}$

The Australian drinking water guidance value for sodium is 180 mg/L based on aesthetics (ADWG, 2011).

## **B. Cancer**

There are no carcinogenicity studies on sodium bisulfite. No carcinogenic effects were reported for sodium metabisulfite in rat and mouse chronic studies. Thus, a cancer reference value was not derived.

## **VI. HUMAN HEALTH HAZARD ASSESSMENT OF PHYSICO-CHEMICAL PROPERTIES**

Sodium bisulfite does not exhibit the following physico-chemical properties:

- Explosivity
- Flammability
- Oxidizing potential

## **VII. ENVIRONMENTAL HAZARD ASSESSMENT**

### **A. Summary**

No aquatic toxicity studies have been conducted on sodium bisulfite. Other inorganic sulfite compounds show low to moderate toxicity concern to aquatic organisms.

### **B. Aquatic Toxicity**

#### Acute Studies

No acute aquatic studies are available on sodium bisulfite; however, studies are available on other inorganic sulfite compounds. The studies on these inorganic sulfite compounds can be used to read-across to sodium bisulfite since sulfite ions are formed in water upon dissociation of sodium bisulfite. Table 3 lists the results of acute aquatic toxicity studies on the structural analogues of sodium bisulfite.



**Table 3: Acute Aquatic Toxicity Studies on the Structural Analogues of Sodium Bisulfite**

Test Species	Test Substance	Endpoint	Results (mg/L)	Klimisch score	Reference
<i>Leuciscus idus</i>	Potassium sulfite	96-hr LC <sub>50</sub>	316	2	ECHA
<i>Salmo gairdneri</i>	Sodium pyrosulfite	96-hr LC <sub>50</sub>	147-215 (177.8*)	2	ECHA
<i>Brachydanio rerio</i>	Potassium metabisulfite	96-hr LC <sub>50</sub>	464-1,000 (681.2*)	1	ECHA
<i>Daphnia magna</i>	Sodium disulfite	48-hr EC <sub>50</sub>	88.8	2	ECHA
<i>S. subspicatus</i>	Sodium disulfite	96-hr EC <sub>50</sub> 72-hr EC <sub>10</sub>	43.9 33.3	2	ECHA

\*Geometric mean.

#### Chronic Studies

No chronic studies are available on sodium bisulfite; however, studies are available on sodium sulfite. Table 4 lists the results of chronic aquatic toxicity studies conducted on sodium sulfite.

**Table 4: Chronic Aquatic Toxicity Studies on Sodium Sulfite (CAS No. 7757-83-7)**

Test Species	Endpoint	Results (mg/L)	Klimisch score	Reference
<i>Danio rerio</i>	34-d NOEC	>316	1	ECHA
<i>Daphnia magna</i>	21-d NOEC	>10	2	ECHA

#### **B. Terrestrial Toxicity**

No studies were located.



### C. Calculation of PNEC

The PNEC calculations for sodium bisulfite follow the methodology discussed in DEWHA (2009).

#### PNEC water

No studies have been conducted on sodium bisulfite; however, the results from studies conducted on other inorganic sulphite compounds can be used to read-across to sodium bisulfite. Hence, experimental results are available for three trophic levels. Acute E(L)C<sub>50</sub> values are available for fish (177.8 mg/L for sodium pyrosulfite), invertebrates (88.8 mg/L for sodium sulfite), and algae (43.9 mg/L for sodium disulfite).

Results from chronic studies on sodium sulfite are also available for all three trophic levels, with the lowest NOEC being 10 mg/L for invertebrates. Using the molecular weights of sodium sulfite (126 g/mol) and sodium bisulfite (104.1 g/mol), the NOEC of 10 mg/L for sodium sulfite is converted to 8.3 mg/L. On the basis that the data consist of short-term and long-term results from three trophic levels, an assessment factor of 10 has been applied to the lowest reported NOEC of 8.3 mg/L for invertebrates. The PNEC<sub>water</sub> is 0.8 mg/L.

#### PNEC sediment

No experimental toxicity data on sediment organisms are available. Sodium bisulfite dissociates completely in water with its environmental distribution is dominated by its high water solubility. K<sub>ow</sub> and K<sub>oc</sub> parameters do not readily apply to inorganics, such as sodium bisulfite. Thus, the equilibrium partitioning method cannot be used to calculate the PNEC<sub>sed</sub>. Based on its properties, no adsorption of sodium bisulfite to sediment is to be expected, and the assessment of this compartment will be covered by the aquatic assessment.

#### PNEC soil

No experimental toxicity data on soil organisms are available. Sodium bisulfite dissociates completely in water with its environmental distribution is dominated by its high water solubility. K<sub>ow</sub> and K<sub>oc</sub> parameters do not readily apply to inorganics, such as sodium bisulfite. Thus, the equilibrium partitioning method cannot be used to calculate the PNEC<sub>soil</sub>. Based on its properties, no adsorption of sodium bisulfite to soil is to be expected, and the assessment of this compartment will be covered by the aquatic assessment.





## **VIII. PBT Assessment**

The methodology for the Persistent, Bioaccumulative and Toxic (PBT) substances assessment is based on the Australian and EU Reach Criteria methodology (DEWHA, 2009; ECHA, 2008).

Sodium bisulfite is an inorganic compound that dissociates completely to ionic species and sulfur dioxide gas. Biodegradation is not applicable to these compounds. For the purposes of this PBT assessment, the persistent criterion is not considered applicable to sodium bisulfite or its dissociated compounds.

Sodium bisulfite is not expected to bioaccumulate because its dissociated species are inorganic ions and a gas.

There are no aquatic toxicity data on sodium bisulfite. The lowest NOEC from chronic aquatic toxicity studies on sodium sulfite, a structural analogue of sodium bisulfite, is >0.1 mg/L. Thus, sodium bisulfite is not expected to meet the criteria for toxicity.

The overall conclusion is that sodium bisulfite is not a PBT substance.

## **IX. CLASSIFICATION AND LABELING**

### **A. Classification**

Aquatic Acute Category 3

### **B. Labelling**

No signal word.

### **C. Pictogram**

None

## **X. SAFETY AND HANDLING [for a solution of sodium bisulfite]**



## **A. FIRST AID**

### Eye Contact

In case of contact, immediately flush eyes with plenty of water for at least 15 minutes. If symptoms persist, seek medical advice.

### Skin Contact

Wash thoroughly with soap and water.

### Inhalation

If inhaled, remove from area to fresh air. Get medical attention if respiratory irritation develops or if breathing becomes difficult.

### Ingestion

Rinse mouth with water and then drink plenty of water. Never give anything by mouth to an unconscious person. If symptoms develop, seek medical advice.

## **B. FIRE FIGHTING INFORMATION**

### Extinguishing Media

Water spray, carbon dioxide, foam, dry chemical.

### Specific Exposure Hazards

When contacted by water, sodium bisulfite releases sulfur dioxide (SO<sub>2</sub>), a poisonous gas. In the case of fire, the following may be liberated: Sulfur oxides and sulfur dioxide.

### Special Protective Equipment for Firefighters

Wear self-contained breathing apparatus.

## **C. ACCIDENTAL RELEASE MEASURES**

### Personal Precautions

Use appropriate protective equipment.

### Environmental Precautions

Prevent from entering sewers, waterways, or low areas.

### Steps to be Taken if Material is Released or Spilled

Pick up with absorbent material. Dispose of contaminated material as prescribed.



## **D. STORAGE AND HANDLING**

### General Handling

No special measures necessary provided product is used correctly.

### Other Handling Precautions

Avoid eye and skin contact.

### Storage

Keep container tightly closed and in a dry and well-ventilated place. Keep in a cool place.

## **E. EXPOSURE CONTROLS / PERSONAL PROTECTION**

### Occupational Exposure Standards

The workplace exposure standard for sodium bisulfite in Australia is 5 mg/m<sup>3</sup> as an 8-hr TWA.

### Engineering Controls

None

### Personal Protection Equipment

#### *Respiratory Protection:*

Respiratory protection is not required.

#### *Hand Protection:*

Chemical resistant protective gloves.

#### *Skin Protection:*

Body protection must be chosen depending on activity and possible exposure.

#### *Eye protection:*

Safety glasses with side-shields.

#### *Other Precautions:*

Handle in accordance with good industrial hygiene and safety practice. Eyewash fountains and safety showers must be easily accessible.



## **F. TRANSPORT INFORMATION**

Sodium bisulfite is not considered hazardous for purposes of transportation by road or rail. An Australian Dangerous Goods code is not required.

## **XI. DISPOSAL**

Disposal should be in accordance with all local, state, and federal regulations.

## **XII. REGULATORY INFORMATION**

Australian AICS Inventory: Listed.

## **XIII. REFERENCES**

ADWG (2011). National Water Quality Management Strategy. Australian Drinking Water Guidelines, Section 6, Australian Government, National Health and Medical Research Council, Natural Resource Management Ministerial Council.

Department of the Environment, Water, Heritage and the Arts [DEWHA] (2009). Environmental risk assessment guidance manual for industrial chemicals, Department of the Environment, Water, Heritage and the Arts, Commonwealth of Australia.

ECHA. ECHA REACH database: <http://echa.europa.eu/information-on-chemicals/registered-substances>

de Giovanni-Donnelly, R. (1985). The mutagenicity of sodium bisulfite on based-substitution strains of *S. typhimurium*. Teratogen. Carcinogen. Mutagen. 5: 195-203.

enHealth Human Risk Assessment [HHRA] (2012). Environmental Health Risk Assessment, Guidelines for Assessing Human Health Risks from Environmental Hazards. Office of Health Protection of the Australian Government Department of Health.

European Chemicals Agency [ECHA] (2008). Guidance on Information Requirements and Chemical Safety Assessment, Chapter R11: PBT Assessment, European Chemicals Agency, Helsinki, Finland.



HSDB. Hazardous Substance Database:

<https://toxnet.nlm.nih.gov/newtoxnet/hsdb.htm>.

Ishidate, M., Sofumi, T., Yoshikawa, K., Hayashi, M., Nohmi, T., Sawada, M., and Mastuoka, A. (1984). Primary mutagenicity screening of food additives currently used in Japan. *Fd. Chem. Toxicol.* 22: 623-636.

Klimisch, H.J., Andreae, M., and Tillmann, U. (1997). A systematic approach for evaluating the quality of experimental and toxicological and ecotoxicological data. *Regul. Toxicol. Pharmacol.* 25:1-5.

OECD (2001). OECD-SIDS: Disodium disulphite (CAS No. 7657-4). UNEP Publications. Available at: <http://www.inchem.org/documents/sids/sids/DISODIUM.pdf>.

OECD (2008). Screening Information Dataset (SIDS) Initial Assessment Report for Sodium Sulfite (CAS No. 7757-83-7). Available at: [https://hpvchemicals.oecd.org/UI/SIDS\\_Details.aspx?id=AF456240-42B5-4118-8E97-4FE480D85FB9](https://hpvchemicals.oecd.org/UI/SIDS_Details.aspx?id=AF456240-42B5-4118-8E97-4FE480D85FB9).

Lockett, M.F., and Natoff, I.L. (1960). A study of the toxicity of sulfite. 1. *J. Pharm. Pharmacol.* 12: 488-496.

Pagano, D.A., and Zeiger, E. (1987). Condition affecting the mutagenicity of sodium bisulfite in *S. typhimurium*. *Mutat. Res.* 179: 159-166.

Pagano, D.A., Zeiger, E., and Stack, A. (1990). Autooxidation and mutagenicity of sodium bisulfite. *Mutat. Res.* 228: 89-96.

Renner, H.W., and Wever, J. (1983). Attempts to induce cytogenetic effects with sulphite in sulphite oxidase-deficient Chinese hamsters and mice. *Fd. Chem. Toxicol.* 21: 123-127.

Tanaka, T., Fujii, M., Mori, H., and Hirono, I. (1979) Carcinogenicity test of potassium metabisulfite in mice. *Ecotoxicol. Environ. Safety* 3: 451-453.

Til, H.P., Feron, V.P., de Groot, A.P. (1972). The toxicity of sulphite. I. Long-term feeding and multigeneration studies in rats. *Fd. Cosmet. Toxicol.* 10: 291-310.



## SODIUM CARBONATE

This dossier on sodium carbonate does not represent an exhaustive or critical review of all available data. Rather, it presents the most critical studies pertinent to the risk assessment of sodium carbonate in its use in drilling muds and hydraulic fracturing fluids. The information presented in this dossier was obtained primarily from the OECD-SIDS documents on sodium carbonate (OECD, 2002a, b) and the ECHA database that provides information on chemicals that have been registered under the EU REACH (ECHA). Where possible, study quality was evaluated using the Klimisch scoring system (Klimisch et al., 1997).

### I. SUBSTANCE IDENTIFICATION

**Chemical Name (IUPAC):** disodium carbonate

**CAS RN:** 497-19-8

**Molecular formula:**  $\text{CH}_2\text{O}_3 \cdot 2\text{Na}$

**Molecular weight:** 106

**Synonyms:** sodium carbonate; disodium carbonate; carbonic acid, disodium salt; bisodium carbonate; soda ash, calcined soda

**SMILES:**  $\text{C}(=\text{O})([\text{O}-])[\text{O}-].[Na+].[Na+]$

### II. PHYSICO-CHEMICAL PROPERTIES

**Table 1: Overview of the Physico-Chemical Properties of Sodium Carbonate**

Property	Value	Klimisch score	Reference
Physical state at 20°C and 101.3 kPa	Solid; white powder	1	ECHA
Melting Point	851°C	2	ECHA
Boiling Point	No data	-	-
Density	>2.52 and <2.53 (20°C)	1	ECHA
Vapour Pressure	No data	-	-
Partition Coefficient (log $K_{ow}$ )	Not applicable	-	-
Water Solubility	404 g/L* [soluble]	2	ECHA
pH	ca 11.5**	2	ECHA
Flammability	No	1	ECHA

\*GLP-compliant study. The water solubility was overestimated, possibly due to the high temperature (during dissolution) or due to gel formation.

\*\*pH value from water solubility test.

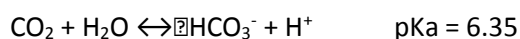

Aqueous solutions are strongly alkaline. At 25°C, the pH of 1, 5 and 10 wt% sodium carbonate solutions are 11.37, 11.58, and 11.70, respectively (Eggeman, 2001).



### III. ENVIRONMENTAL FATE PROPERTIES

Due to its high water solubility and low vapour pressure, sodium carbonate will be found predominantly in the aquatic environment where it dissociates completely to sodium ( $\text{Na}^+$ ) and carbonate ( $\text{CO}_3^{2-}$ ) ions. Both ions are ubiquitous in the environment (UNEP, 1995).

Addition of sodium carbonate to an aquatic ecosystem will result in an increase in alkalinity and a tendency to increase the pH. The carbonate ions will react with water, forming bicarbonate ( $\text{HCO}_3^-$ ) and hydroxide ( $\text{OH}^-$ ) ions until an equilibrium is reached. A re-equilibration takes place when carbonate ( $\text{CO}_3^{2-}$ ) is dissolved in water according to the following equations:



Only a small fraction of the dissolved  $\text{CO}_2$  is present as  $\text{H}_2\text{CO}_3$  (carbonic acid), the major part is present as  $\text{CO}_2$ . The amount of  $\text{CO}_2$  in water is in equilibrium with the partial pressure of  $\text{CO}_2$  in the atmosphere. The  $\text{CO}_2/\text{HCO}_3^-/\text{CO}_3^{2-}$  equilibria are the major buffer of the pH of freshwater.

Based on the above equations,  $\text{CO}_2$  is the predominant species at a pH smaller than 6.35, while  $\text{HCO}_3^-$  is the predominant species at a pH in the range of 6.35-10.33 and  $\text{CO}_3^{2-}$  is the predominant species at a pH higher than 10.33.

A release of sodium carbonate into the aquatic environment from the use of sodium carbonate could potentially increase the sodium concentration and the pH in the aquatic environment. Table 2 shows the concentration of sodium carbonate needed to increase the pH to values of 9.0, 10.0, and 11.0.

**Table 2: Sodium Carbonate Concentration (mg/L) Needed to Increase pH (DeGroot et al., 2002; taken from OECD, 2002b).**

Buffer capacity*	Final pH**		
	9.0	10.0	11.0
0 mg/L $\text{HCO}_3^-$ (distilled water)	11.1 (0.6)	16 (6.1)	603 (61)
20 mg/L $\text{HCO}_3^-$ (10 <sup>th</sup> percentile of 77 rivers)	2.7 (21)	32 (26)	766 (81)
106 mg/L $\text{HCO}_3^-$ (mean value of 77 rivers)	9.7 (107)	102 (112)	1467 (167)
195 mg/L $\text{HCO}_3^-$ (90 <sup>th</sup> percentile of 77 rivers)	17 (196)	175 (201)	2192 (256)

\*The initial pH of a bicarbonate solution with a concentration of 20-195 mg/L is 8.3 (calculated).

\*\*The final concentration of bicarbonate is given in parentheses.

$\text{Na}^+$  and  $\text{CO}_3^{2-}$  ions will not adsorb on particulate matter or surfaces and will not accumulate in living tissues (OECD 2002b).



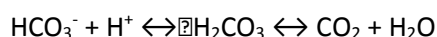
#### **IV. HUMAN HEALTH HAZARD ASSESSMENT**

##### **A. Summary**

There are limited toxicity data on sodium carbonate. It has a low order of acute toxicity by the oral, dermal, and inhalation routes. It is not a skin irritant, but it is an eye irritant. Sodium carbonate is not expected to be systemically available in the body from oral exposure due to its dissociation in bodily fluids and the neutralisation of the carbonate ion in the stomach. No developmental toxicity was seen in studies with rats, mice, or rabbits.

##### **B. Toxicokinetics and Metabolism**

Sodium carbonate will dissociate in bodily fluids into sodium ( $\text{Na}^+$ ) and carbonate ( $\text{CO}_3^{2-}$ ) ions. The oral uptake of sodium carbonate would lead to neutralisation of carbonate in the stomach by the gastric acids which would lead to bicarbonate and/or carbon dioxide ( $\text{CO}_2$ ) formation. It is unlikely that an oral uptake of sodium carbonate would disrupt the acid-base balance of the body because  $\text{CO}_2$  formation in the stomach would alleviate the high amounts of carbonate that would be present in the stomach from an acute exposure. The equation that describes this reaction is:



##### **C. Acute Toxicity**

An acute oral  $\text{LD}_{50}$  of sodium carbonate monohydrate in rats is 2,800 mg/kg, and the acute dermal  $\text{LD}_{50}$  in rabbits is >2,000 mg/kg (OECD, 2002a,b; ECHA). [KI. scores = 1]

An acute inhalation toxicity study was conducted on an aerosol of sodium combustion products, which contain predominantly sodium carbonate. The 2-hour inhalation  $\text{LC}_{50}$  values for this aerosol to guinea pigs, mice and rats were 800, 1,200 and 2,300 mg/m<sup>3</sup>, respectively. The median aerodynamic diameter of the aerosol was  $0.77 \pm 2.1 \mu\text{m}$  (OECD, 2002a, b; ECHA). [KI. score = 1]

##### **D. Irritation**

As reviewed in the OECD-SIDS documents (OECD, 2002a,b), skin irritation studies in laboratory animals and human volunteers with sodium carbonate either as a 50% solution or as a solid showed slight to no skin irritation.

Sodium carbonate is an eye irritant (OECD, 2002a,b; ECHA). A dose of 0.1 ml sodium carbonate monohydrate was irritating to the eyes of rabbits and, in another study, 0.1 ml of sodium carbonate (anhydrous) was highly irritating to rabbit eyes. However, 0.1 g sodium carbonate (anhydrous) was found not to be an eye irritant. [KI scores of 1, 2, 1, respectively]

##### **E. Sensitisation**

No studies were identified.

##### **F. Repeated Dose Toxicity**

No studies were identified by the oral, inhalation or dermal routes.





## **G. Genotoxicity**

### In Vitro Studies

Sodium carbonate did not induce primary DNA damage in an *E. coli* chromotest (Olivier and Marzin, 1987; OECD, 2002a, b). [Kl. score = 3]

### In Vivo Studies

No studies were identified.

## **H. Carcinogenicity**

No studies were identified.

## **I. Reproductive Toxicity**

No studies were identified.

## **J. Developmental Toxicity**

Pregnant rats were dosed by oral gavage with 0, 2.45, 11.4, 52.9 or 245 mg/kg sodium carbonate on gestational days 6 to 15. No maternal or developmental toxicity was observed. The NOAEL for maternal and developmental toxicity is 245 mg/kg-day, the highest dose tested (OECD, 2002a, b). [Kl. score = 2]

Pregnant mice were given doses of sodium carbonate (3.4 to 340 mg/kg) by oral gavage on gestational days 6 to 15. No maternal or developmental toxicity was observed. The NOAEL for maternal and developmental toxicity is 340 mg/kg-day, the highest dose tested (OECD, 2002a, b). [Kl. score = 2]

Pregnant rabbits were dosed by oral gavage with 0, 1.79, 8.31, or 179 mg/kg sodium carbonate on gestational days 6 to 15. No maternal or developmental toxicity was observed. The NOAEL for maternal and developmental toxicity is 179 mg/kg-day, the highest dose tested (OECD, 2002a, b). [Kl. score = 2]

## **V. DERIVATION OF TOXICOLOGICAL REFERENCE AND DRINKING WATER GUIDANCE VALUES**

There are no repeated dose toxicity studies conducted on sodium carbonate by any route of exposure. Developmental toxicity studies conducted by the oral route in three animal species showed no developmental effects at the highest doses tested. Sodium carbonate dissociates to sodium and carbonate ions in bodily fluids, and significant amount of these ions are already ingested in foods. Furthermore, both ions are present in the body and are highly regulated by homeostatic mechanisms.

Sodium carbonate is used in many countries (e.g., U.S. and EU) as a food additive. It is regarded as a Generally Recognized as Safe (GRAS) substance in food with no limitation other than current good manufacturing practice (OECD, 2002a, b).

Therefore, a toxicological reference value was not derived for sodium carbonate.



The Australian drinking water guideline values for sodium (180 ppm, aesthetic) and pH may be applicable (ADWG, 2011).

## VI. HUMAN HEALTH HAZARD ASSESSMENT OF PHYSICO-CHEMICAL PROPERTIES

Sodium carbonate does not exhibit the following physico-chemical properties:

- Flammability
- Explosivity
- Oxidising potential.

## VII. ENVIRONMENTAL HAZARD ASSESSMENT

### A. Summary

Sodium carbonate is of low toxicity concern to aquatic and terrestrial organisms.

### B. Aquatic Toxicity

#### Acute Studies

The results of the aquatic toxicity studies conducted on sodium carbonate are presented in Table 3.

**Table 3: Aquatic Toxicity Studies on Sodium Carbonate (OECD, 2002a,b)**

Test Species	Endpoint	Results (mg/L)	Klimisch score	Reference
Bluegill sunfish	96-h LC <sub>50</sub>	300	2	OECD, 2002a, b
Mosquitofish	96-h LC <sub>50</sub>	740	2	OECD, 2002a, b
Bluefill sunfish	24-h LC <sub>50</sub>	385	4	OECD, 2002a, b
Molly	50-h LC <sub>50</sub>	297	4	OECD, 2002a, b
<i>Ceriodaphnia dubia</i>	48-h EC <sub>50</sub>	200 - 227	2	OECD, 2002a, b

There are other studies conducted on invertebrates, but the results of these studies were not included in Table 3 because of the low reliability of the data (OECD, 2002a, b). No studies on algae were identified (OECD, 2002a, b).

### C. Terrestrial Toxicity

No studies were identified.

### D. Calculation of PNEC

The OECD-SIDS SIAR on sodium carbonate states the following regarding the aquatic toxicity studies on sodium carbonate (OECD, 2002b):

“In general, the available toxicity studies with sodium carbonate were not conducted according to current standard guidelines. In many cases pH, buffer capacity and/or medium composition were not discussed in the publications, although this is essential information for toxicity tests with sodium carbonate. In general, mortality of the test organisms was found at concentrations higher than 100 mg/l but for *Amphipoda*, salmon and trout lethal effects were already observed at 67-80 mg/l although these studies had a low reliability. The main



factor explaining the acute aquatic toxicity of sodium carbonate is most likely the increase of the pH.”

“Because the natural pH, bicarbonate and also the sodium concentration (and their fluctuations in time) varies significantly between aquatic ecosystems, it is not considered useful to derive a generic PNEC or PNEC<sub>added</sub>.”

Based on the information above, PNEC values for freshwater, sediment, and soil were not derived for sodium carbonate.

## **VIII. PBT ASSESSMENT**

The methodology for the Persistent, Bioaccumulative and Toxic (PBT) substances assessment is based on the Australian and EU Reach Criteria methodology (DEWHA, 2009; ECHA, 2008).

Sodium carbonate is an organic salt that dissociates completely to sodium and carbonate ions in aqueous solutions. Biodegradation is not applicable to these inorganic ions; both sodium and carbonate ions are also ubiquitous and are present in most water, soil and sediment. For the purposes of this PBT assessment, the persistent criteria are not considered applicable to this inorganic salt.

Sodium and carbonate ions are essential to all living organisms and their intracellular and extracellular concentrations are actively regulated. Thus, sodium carbonate is not expected to bioaccumulate.

No chronic aquatic toxicity data exist on sodium carbonate; however, the acute EC(L)<sub>50</sub>s are >1 mg/L in fish, invertebrates and algae. Therefore, sodium carbonate does not meet the screening criteria for toxicity.

The overall conclusion is that sodium carbonate is not a PBT substance.

## **IX. CLASSIFICATION AND LABELLING**

### **A. Classification**

Eye Irritant Category 2

### **B. Labelling**

Warning

### **C. Pictograms**





## **X. SAFETY AND HANDLING**

### **A. First Aid**

#### Eye Contact

Immediately flush eyes with plenty of water for at least 15 minutes. Remove contacts, if present and easy to do. If symptoms persist, seek medical attention.

#### Skin Contact

Wash with soap and water.

#### Inhalation

If inhaled, remove from area to fresh air. Get medical attention if respiratory irritation develops or if breathing becomes difficult.

#### Ingestion

Do not induce vomiting. Rinse mouth with water. Never give anything by mouth to an unconscious person. If symptoms persist, get medical attention.

### **B. Firefighting Information**

#### Extinguishing Media

Water fog, carbon dioxide, foam, dry chemical.

#### Specific Exposure Hazards

Decomposition in fire may produce toxic gases.

#### Special Protective Equipment for Fire fighters

Full protective clothing and approved self-contained breathing apparatus.

### **C. Accidental Release Measures**

#### Personal Precautions

Use appropriate protective equipment. Avoid creating and breathing dust.

#### Environmental Precautions

Prevent from entering sewers, waterways, or low areas.

#### Steps to be Taken if Material is Released or Spilled

Scoop up and remove.



## **D. Storage and Handling**

### General Handling

Avoid contact with eyes and skin. Avoid creating or inhaling dust.

### Storage

Store away from acids. Store in a cool, dry location.

## **E. Exposure Controls/Personal Protection**

### Occupational Exposure Standards

Workplace Australia has not established an occupational exposure limit for sodium carbonate.

### Engineering Controls

Use in a well ventilated area. Localised ventilation should be used to control dust levels.

### Personal Protection Equipment

*Respiratory Protection:* In case of insufficient ventilation, wear suitable respiratory equipment. Dust/mist respirator.

*Hand Protection:* Chemical resistant protective gloves.

*Skin Protection:* Body protection must be chosen depending on activity and possible exposure

*Eye protection:* Safety glasses with side-shields.

*Other Precautions:* Handle in accordance with good industrial hygiene and safety practice. Eyewash fountains and safety showers must be easily accessible.

## **F. Transport Information**

Sodium Carbonate is not considered hazardous for purposes of transportation by road or rail. An Australian Dangerous Goods code is not required.

## **XI. DISPOSAL**

Disposal should be in accordance with all local, state, and federal regulations.

## **XII. REGULATORY INFORMATION**

Australian AICS Inventory: Listed.



### XIII. REFERENCES

- ADWG (2011). National Water Quality Management Strategy. Australian Drinking Water Guidelines, Section 6, Australian Government, National Health and Medical Research Council, Natural Resource Management Ministerial Council.
- De Groot *et al.* (2002). Addition of sodium carbonate to a solution with sodium bicarbonate to a fixed pH. Solvay Pharmaceuticals Int. Doc. No. 8320/48/01; cited in OECD, 2002a,b.
- Department of the Environment, Water, Heritage and the Arts (DEWHA). (2009). Environmental risk assessment guidance manual for industrial chemicals, Department of the Environment, Water, Heritage and the Arts, Commonwealth of Australia.
- ECHA. ECHA REACH database: <http://echa.europa.eu/information-on-chemicals/registered-substances>
- European Chemicals Agency (ECHA). (2008). Guidance on Information Requirements and Chemical Safety Assessment, Chapter R11: PBT Assessment, European Chemicals Agency, Helsinki, Finland.
- Eggeman T. (2001). Sodium Carbonate. In: Kirk-Othmer Encyclopedia of Chemical Technology, John Wiley & Sons, New York, NY.
- Klimisch, H. J., Andreae, M., and Tillmann, U. (1997). A systematic approach for evaluating the quality of experimental and toxicological and ecotoxicological data. Regul. Toxicol. Pharmacol. 25:1-5.
- OECD (2002a). IUCLID Data Set for Sodium carbonate (CAS No. 497-19-8), UNEP Publications. Available at: [http://webnet.oecd.org/Hpv/UI/SIDS\\_Details.aspx?id=7BCD380E-ADA2-4BAF-B2F7-DED360D32D7D](http://webnet.oecd.org/Hpv/UI/SIDS_Details.aspx?id=7BCD380E-ADA2-4BAF-B2F7-DED360D32D7D).
- OECD (2002b). Screening Information Dataset (SIDS) Initial Assessment Report for Sodium carbonate (CAS No. 497-19-8), UNEP Publications. [http://webnet.oecd.org/Hpv/UI/SIDS\\_Details.aspx?id=7BCD380E-ADA2-4BAF-B2F7-DED360D32D7D](http://webnet.oecd.org/Hpv/UI/SIDS_Details.aspx?id=7BCD380E-ADA2-4BAF-B2F7-DED360D32D7D).
- Olivier, P.H., and Marzin, D. (1987). Study of the genotoxic potential of 48 inorganic derivatives with the SOS chromotest. Mutat. Res. 189: 263-269.
- UNEP. (1995). Water quality of world river basins. UNEP Environment Library No. 14, Nairobi, Kenya; cited in OECD, 2002a, b.

### XIV. ACRONYMS AND GLOSSARY

C	Centigrade
ECHA	European Chemicals Agency
EU	European Union
GD	gestational day
GHS	Globally Harmonised System of Classification and Labelling of Chemicals



GRAS	Generally Recognized as Safe
IUPAC	International Union of Pure and Applied Chemistry
kg	kilogram
kPa	kilopascal
L	litre
LOAEL	lowest observed adverse effect level
m	metre
mg/m <sup>3</sup>	milligrams per cubic meter
mm	millimetre
µg	microgram
mg	milligram
mL	millilitre
NOAEL	no observed adverse effect level
OECD	Organisation for Economic Co-operation and Development
KI	Klimisch scoring system
Pow	octanol/water partition coefficient
PNEC	Predicted No Effect Concentration
ppm	parts per million
REACH	Registration, Evaluation, Authorisation and Restriction of Chemicals
RfD	Reference Dose
SDS	Safety Data Sheet
SIDS	Screening Information Data Set
SMILES	simplified molecular-input line-entry system



## SODIUM DIACETATE

This dossier on sodium diacetate does not represent an exhaustive or critical review of all available data. Rather, it presents the most critical studies pertinent to the risk assessment of sodium diacetate in its use in drilling muds and hydraulic fracturing fluids. The information presented in this dossier was obtained from the ECHA database that provides information on chemicals that have been registered under the EU REACH (ECHA). Where possible, study quality was evaluated using the Klimisch scoring system (Klimisch *et al.*, 1997).

### I. SUBSTANCE IDENTIFICATION

Chemical Name (IUPAC): Sodium hydrogen di(acetate)

CAS RN: 126-96-5

Molecular formula:  $C_4H_7NaO_4$

Molecular weight: 142.09

Synonyms: Sodium diacetate; sodium hydrogen di(acetate); sodium hydrogen diacetate; acetic acid, sodium salt (2:1); sodium acid acetate; sodium acetate, acid; sodium hydrogen acetate; sodium acetate (1:2); acetic acid, dimer, sodium salt

SMILES: CC(=O)O.CC(=O)[O-].[Na+]

### II. PHYSICO-CHEMICAL PROPERTIES

**Table 1: Overview of the Physico-chemical Properties of Sodium Diacetate**

Property	Value	Klimisch score	Reference
Physical state at 20°C and 101.3 kPa	White powder	2	ECHA
Melting point	>150°C (decomposes)	2	ECHA
Density	1.405 g/cm <sup>3</sup> @ 20°C	1	ECHA
Vapor pressure	0 Pa @ 25°C (calculated)	2	ECHA
Partition coefficient (log K <sub>ow</sub> )	-3.72	2	EPA, 2019
Water solubility	1,000 g/L (very soluble)	2	ECHA





### III. ENVIRONMENTAL FATE PROPERTIES

#### A. Summary

#### B. Biodegradation

No studies are available on sodium diacetate.

Sodium acetate is readily biodegradable. In a Dissolved Organic Carbon (DOC) Die-Away test, degradation for sodium acetate was 86% after 7 days and 99% after 28 days (ECHA) [KI score = 1].

#### C. Environmental Distribution

##### Adsorption/desorption

No experimental data are available for sodium diacetate. Using KOCWIN in EPISUITE™ (EPA, 2019), the estimated  $K_{oc}$  values from  $\log K_{ow}$  is 0.0125 L/kg (acetic acid). The estimated  $K_{oc}$  value from the molecular connectivity index (MCI) is 1.0 L/kg (acetic acid).

#### D. Bioaccumulation

There are no bioaccumulation studies on sodium diacetate. Sodium diacetate is not expected to bioaccumulate based on a  $\log K_{ow}$  of -3.72 (ECHA).

### IV. HUMAN HEALTH HAZARD ASSESSMENT

#### A. Summary

#### B. Acute Toxicity

The oral  $LD_{50}$  in rats is 5,600 mg/kg (ECHA) [KI. score = 2].

No acute inhalation studies are available on sodium diacetate.

The dermal  $LD_{50}$  in rats is >2,000 mg/kg (ECHA) [KI. score = 2].

#### C. Irritation

Application of 0.5 g sodium diacetate to the skin of rabbits for 4 hours under unspecified conditions was non-irritating (ECHA) [KI. score = 2].



Instillation of 0.1 g sodium diacetate into the eyes of rabbits was severely irritating. Conjunctival redness was not fully reversible after 21 days (ECHA) [Kl. score = 1].

#### D. Sensitization

No studies are available.

#### E. Repeated Dose Toxicity

Oral

Inhalation

Dermal

#### F. Genotoxicity

*In Vitro* Studies

No studies are available on sodium diacetate. Table 2 lists the in vitro genotoxicity studies on sodium acetate.

**Table 2: *In vitro* Genotoxicity Studies on Sodium Acetate**

Test System	Results*		Klimisch Score	Reference
	-S9	+S9		
Bacterial reverse mutation ( <i>S. typhimurium</i> strains)	NC	-	2	ECHA
Chromosomal aberration (Chinese hamster fibroblast CHL cells)	-	NC	2	ECHA

\*+, positive; -, negative; NC, not conducted.

*In Vivo* Studies

No studies are available on sodium diacetate or sodium acetate.

A bone marrow micronucleus study has been conducted on acetic anhydride (which hydrolyses to acetic acid). Male and female SD rats were exposed by inhalation to 0, 1, 5, or 20 ppm acetic anhydride, 6 hours/day, 5 days/week for 13 weeks. The incidence of micronucleated immature erythrocytes was not increased at any exposure concentration (ECHA) [Kl. score = 1].



## **G. Carcinogenicity**

No studies are available.

## **H. Reproductive Toxicity**

No studies are available.

## **I. Developmental Toxicity**

Pregnant female Wistar rats were dosed by oral gavage with 0 or various concentrations up to 1,600 mg/kg apple cider vinegar (5% acetic acid) on gestational days 6 to 15. There were no maternal or developmental toxicity at any dose level. The NOAEL for maternal and developmental toxicity is 1,600 mg/kg-day (ECHA) [KI. score = 2].

Pregnant female CD-1 mice were dosed by oral gavage with 0, 16, 74.3, 345, or 1,600 mg/kg apple cider vinegar (5% acetic acid) on gestational days 6 to 15. There were no treatment-related effects on maternal or fetal survival, or on soft or skeletal tissues. There was no effect on the fetal development in the presence of slight maternal toxicity (reduced body weight gain) at 345 mg/kg. At 1,600 mg/kg, there was an increase in the number of litters containing a dead fetus and some reductions in ossification. The NOAELs for maternal and developmental toxicity are 74.3 and 345 mg/kg-day, respectively (ECHA) [KI. score = 2].

Pregnant female Dutch-belted rabbits were dosed by oral gavage with 0, 16, 74.3, 345, or 1,600 mg/kg apple cider vinegar (5% acetic acid) on gestational days 6 to 18. There were no treatment-related effects on maternal or fetal survival, or on soft or skeletal tissues. There was a reduction in the pregnancy rate in the high-dose group; and a dose-dependent decrease in maternal body weights at  $\geq 74.3$  mg/kg. Some deaths or abortions occurred in all treated groups and some litter losses were reported at  $\geq 345$  mg/kg. Maternal effects were much more noticeable than the effects on fetal development. These findings have been considered a consequence of the bactericidal properties of orally administered acetic acid within the gastrointestinal tract of female rabbits, and not a direct effect on embryonic implantation and development of acetic acid (EU, 2008). It is likely that this accounts for the apparent increased sensitivity of this species to oral administration of acetic acid. The NOAEL for developmental toxicity is 1,600 mg/kg-day; a NOAEL for maternal toxicity was not identified (ECHA) [KI. score = 2].

## **V. DERIVATION OF TOXICOLOGICAL REFERENCE AND DRINKING WATER GUIDANCE VALUES**

### **A. Non-Cancer**

#### Oral

There are no repeated dose toxicity studies that were considered adequate for human health risk assessment.

The Joint FAO/WHO Expert Committee on Food Additives (JECFA) has maintained a group ADI of



“not limited” for acetic acid and its potassium and sodium salts (JECFA).

**The Australian drinking water guidance value for sodium (180 mg/L (aesthetics) and pH (6.5 to 8.5) may apply to sodium diacetate.**

## B. Cancer

No carcinogenicity studies are available. Thus, a cancer reference value was not derived.

## VI. HUMAN HEALTH HAZARD ASSESSMENT OF PHYSICO-CHEMICAL PROPERTIES

Sodium diacetate does not exhibit the following physico-chemical properties:

- Explosivity
- Flammability
- Oxidizing potential

## VII. ENVIRONMENTAL HAZARD ASSESSMENT

### A. Summary

### B. Aquatic Toxicity

#### Acute Studies

There are no studies on sodium diacetate. Table 3 lists the results of acute aquatic toxicity studies read-across from sodium acetate and potassium acetate. Read-across is justified since all three substances dissociate to the acetate anion and their respective cations ( $\text{Na}^+$  or  $\text{K}^+$ ). The toxicity of these substances is expected to be driven by the acetate ion, with the cations having a minor role.

**Table 3: Acute Aquatic Toxicity Studies on Sodium Acetate and Potassium Acetate**

Test Species	Test Substance	Endpoint	Results (mg/L)	Klimisch score	Reference
<i>Brachydanio rerio</i>	Sodium acetate	96-hr $\text{LC}_{50}$	>100 173*	1	ECHA
<i>Daphnia magna</i>	Sodium acetate	48-hr $\text{EC}_{50}$	>1,000 1,730*	2	ECHA
<i>Daphnia magna</i>	Potassium acetate	48-hr $\text{EC}_{50}$	>459.5 665*	2	ECHA



Test Species	Test Substance	Endpoint	Results (mg/L)	Klimisch score	Reference
<i>Skeletonema costatum</i>	Potassium acetate	72-hr EC <sub>50</sub>	>500 724*	2	ECHA

\*Values converted to sodium diacetate using the molecular weights of sodium acetate (82.03 g/mol), potassium acetate (98.15 g/mol), and sodium diacetate (142.09 g/mol).

#### Chronic Studies

No studies are available.

#### **C. Terrestrial Toxicity**

No studies are available.

#### **D. Calculation of PNEC**

The PNEC calculations for sodium diacetate follow the methodology discussed in DEWHA (2009).

##### PNEC water

Experimental results are available for three trophic levels. Acute E(L)C<sub>50</sub> values are available for fish (173 mg/L), invertebrates (665 mg/L), and algae (724 mg/L). On the basis that the data consists of short-term studies for three trophic levels, an assessment factor of 100 has been applied to the lowest reported E(L)C<sub>50</sub> value of 173 mg/L for fish. The PNEC<sub>water</sub> is 1.7 mg/L.

##### PNEC soil

There are no toxicity data for terrestrial or soil organisms. The PNEC<sub>soil</sub> value was calculated using the equilibrium partition method. The PNEC<sub>soil</sub> is 0.02 mg/kg soil dry weight.

The calculations are as follows:

$$\begin{aligned}
 \text{PNEC}_{\text{soil}} &= (\text{Kp}_{\text{soil}}/\text{BD}_{\text{soil}}) \times 1000 \times \text{PNEC}_{\text{water}} \\
 &= (0.02/1500) \times 1000 \times 1.7 \\
 &= 0.02
 \end{aligned}$$

Where:

Kp<sub>soil</sub> = soil-water partition coefficient (m<sup>3</sup>/m<sup>3</sup>)

BD<sub>soil</sub> = bulk density of soil (kg/m<sup>3</sup>) = 1,500 [default]

$$\begin{aligned}
 \text{Kp}_{\text{soil}} &= \text{K}_{\text{oc}} \times f_{\text{oc}} \\
 &= 1.0 \times 0.02 \\
 &= 0.02
 \end{aligned}$$



Where:

$K_{oc}$  = organic carbon normalised distribution coefficient (L/kg). The  $K_{oc}$  for sodium diacetate calculated from EPISUITE™ using the molecular connectivity index (MCI) is 1.0 L/kg.

$F_{oc}$  = fraction of organic carbon in soil = 0.02 [default].

## VIII. PBT Assessment

The methodology for the Persistent, Bioaccumulative and Toxic (PBT) substances assessment is based on the Australian and EU Reach Criteria methodology (DEWHA, 2009; ECHA, 2008).

Sodium diacetate is readily biodegradable; thus, it does not meet the screening criteria for persistence.

Based on a measured  $\log K_{ow}$  of -3.72, sodium diacetate does not meet the screening criteria for bioaccumulation.

There are no aquatic chronic toxicity data for sodium diacetate (or its surrogates). The acute  $E(L)C_{50}$  values for sodium acetate and potassium acetate (read-across to sodium diacetate) are >1 mg/L. Thus, sodium diacetate does not meet the screening criteria for toxicity.

The overall conclusion is that sodium diacetate is not a PBT substance.

## IX. CLASSIFICATION AND LABELING

### A. Classification

Eye damage Category 1

### B. Labelling

Danger

### C. Pictogram





## **X. SAFETY AND HANDLING**

### **A. FIRST AID**

Eye Contact

Skin Contact

Inhalation

Ingestion

Notes to Physician

Medical Conditions Aggravated by Exposure

Emergency Personnel Protection

.

### **B. FIRE FIGHTING INFORMATION**

Extinguishing Media

Specific Exposure Hazards

Special Protective Equipment for Firefighters

### **C. ACCIDENTAL RELEASE MEASURES**

Personal Precautions

Environmental Precautions

Steps to be Taken if Material is Released or Spilled

### **D. STORAGE AND HANDLING**

General Handling

Other Handling Precautions

Storage



## **E. EXPOSURE CONTROLS / PERSONAL PROTECTION**

### Occupational Exposure Standards

Workplace Australia has not established an occupational exposure standard for sodium diacetate.

### Engineering Controls

### Personal Protection Equipment

*Respiratory Protection:*

*Hand Protection:*

*Skin Protection:*

Eye protection:

*Other Precautions:*

## **F. TRANSPORT INFORMATION**

Sodium diace is not considered hazardous for purposes of transportation by road or rail. An Australian Dangerous Goods code is not required.

## **XI. DISPOSAL**

Disposal should be in accordance with all local, state, and federal regulations.

## **XII. REGULATORY INFORMATION**

Australian AICS Inventory: Listed.

## **XIII. REFERENCES**

ADWG (2011). National Water Quality Management Strategy. Australian Drinking Water Guidelines, Section 6, Australian Government, National Health and Medical Research Council, Natural Resource Management Ministerial Council.





Department of the Environment, Water, Heritage and the Arts [DEWHA] (2009). Environmental risk assessment guidance manual for industrial chemicals, Department of the Environment, Water, Heritage and the Arts, Commonwealth of Australia.

ECHA. ECHA REACH database: <http://echa.europa.eu/information-on-chemicals/registered-substances>

enHealth Human Risk Assessment [HHRA] (2012). Environmental Health Risk Assessment, Guidelines for Assessing Human Health Risks from Environmental Hazards. Office of Health Protection of the Australian Government Department of Health.

European Chemicals Agency [ECHA] (2008). Guidance on Information Requirements and Chemical Safety Assessment, Chapter R11: PBT Assessment, European Chemicals Agency, Helsinki, Finland.

JECFA: <http://apps.who.int/ipsc/database/evaluations/chemical.aspx?chemID=4785>.

Klimisch, H.J., Andreae, M., and Tillmann, U. (1997). A systematic approach for evaluating the quality of experimental and toxicological and ecotoxicological data. Regul. Toxicol. Pharmacol. 25:1-5.

U.S. Environmental Protection Agency [EPA] (2019). EPISuite™ v. 4.11, United States Environmental Protection Agency, Office of Pollution Prevention and Toxics and Syracuse Research Corporation. Available at: <https://www.epa.gov/tsca-screening-tools/epi-suite-estimation-program-interface>.



## SODIUM HYDROXIDE

This dossier on sodium hydroxide does not represent an exhaustive or critical review of all available data. Rather, it presents the most critical studies pertinent to the risk assessment of sodium hydroxide in its use in drilling muds and hydraulic fracturing fluids. The information presented in this dossier was obtained from the OECD-SIDS documents on sodium hydroxide (OECD, 2002a, b) and the ECHA database that provides information on chemicals that have been registered under the EU REACH (ECHA). Where possible, study quality was evaluated using the Klimisch scoring system (Klimisch et al., 1997).

### I. SUBSTANCE IDENTIFICATION

**Chemical Name (IUPAC):** Sodium hydroxide

**CAS RN:** 1310-73-2

**Molecular formula:** HNaO

**Molecular weight:** 40 g/mol

**Synonyms:** Caustic soda, soda lye, NaOH

**SMILES:** O[Na]

### II. PHYSICO-CHEMICAL PROPERTIES

**Table 1: Physico-Chemical Properties of Sodium Hydroxide**

Property	Value	Klimisch score	Reference
Physical state at 20°C and 101.3 kPa	Solid	2	Lide, 2009; ECHA
Melting Point	318°C (solid, 100%); 52°C (60% solution)	2	ECHA
Boiling Point	1,388°C @ 101.325 kPa	2	Lide, 2009; ECHA
Density	2.13 g/cm <sup>3</sup> , 20°C (100%) 1.43 g/cm <sup>3</sup> , 20°C (40%)	2	Lide, 2009; ECHA
Vapour Pressure	1 Pa @ 513°C	2	Lide, 2009; ECHA
Partition Coefficient (log Kow)	Not applicable	-	-
Water Solubility	Very soluble	2	Lide, 2009; ECHA
Dissociation Constant (pKa)	14.8 @ 25°C	2	Lide, 2009; ECHA
pH of 5% NaOH solution	14	2	O'Neil, 2006

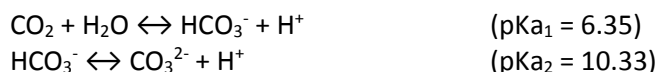
Sodium hydroxide (NaOH) is a strong alkaline substance that dissociates completely in water to sodium (Na<sup>+</sup>) and hydroxyl (OH<sup>-</sup>) ions.

### III. ENVIRONMENTAL FATE PROPERTIES

Due to its high water solubility and low vapour pressure, sodium hydroxide will be found predominantly in the aquatic environment where it dissociates completely to sodium (Na<sup>+</sup>) and hydroxyl (OH<sup>-</sup>) ions. Both ions are ubiquitous in the environment (UNEP, 1995).



The addition of sodium hydroxide to an aquatic ecosystem may increase the pH depending on the buffer capacity of the receiving water. In general, the buffer capacity is regulated by the equilibria between  $\text{CO}_2$ ,  $\text{HCO}_3^-$  and  $\text{CO}_3^{2-}$ :



A release of sodium hydroxide into the aquatic environment from the use of NaOH could potentially increase the sodium concentration and the pH in the aquatic environment. Table 2 shows the concentration of sodium hydroxide needed to increase the pH to values of 9.0, 10.0, 11.0, and 12.0.

**Table 2: Sodium Hydroxide Concentration (mg/L) Needed to Increase pH (DeGroot et al., 2002; taken from OECD, 2002b).**

Buffer capacity*	Final pH			
	9.0	10.0	11.0	12.0
0 mg/L $\text{HCO}_3^-$ (distilled water)	0.4	4.0	40	400
20 mg/L $\text{HCO}_3^-$ (10 <sup>th</sup> percentile of 77 rivers)	1.0	8.2	51	413
106 mg/L $\text{HCO}_3^-$ (mean value of 77 rivers)	3.5	26	97	468
195 mg/L $\text{HCO}_3^-$ (90 <sup>th</sup> percentile of 77 rivers)	6.1	45	145	525

\*The initial pH of a bicarbonate solution with a concentration of 20-195 mg/L was 8.25 to 8.35.

$\text{Na}^+$  and  $\text{OH}^-$  ions will not adsorb on the particulate matter or surfaces and will not accumulate in living tissues (OECD, 2002b).

#### IV. HUMAN HEALTH HAZARD ASSESSMENT

##### A. Summary

Limited toxicity data exist for sodium hydroxide (NaOH). Depending on the concentration, solutions of NaOH are corrosive, irritating, or non-irritating. These solutions cause direct effects to the skin, eyes, respiratory tract, and gastrointestinal tract. Vapors from aqueous solutions of KOH can cause respiratory irritation. NaOH is not a skin sensitizer. There are no repeated dose, reproductive, and developmental toxicity studies on potassium hydroxide.

##### B. Toxicokinetics/Metabolism

Sodium hydroxide dissociates completely in aqueous solutions to sodium ( $\text{Na}^+$ ) and hydroxyl ( $\text{OH}^-$ ) ions. Sodium is an essential nutrient involved in fluid and electrolyte balance and is required for normal cellular function (Ganong, 1995). Sodium is the major extracellular cation in the body; the total body content is tightly regulated (Ganong, 1995).

##### C. Acute Toxicity

There are no oral toxicity guideline studies on sodium hydroxide. An oral  $\text{LD}_{50}$  of a 1 to 10% solution of NaOH in rabbits was reported to be 325 mg/kg (expressed as 100% NaOH) (OECD, 2002a,b). Mortality was also observed when a 1% NaOH solution was dosed, but in this case, the applied volume was relatively high (24 mL per kg body weight) (OECD, 2002a,b).

Acute toxicity studies were not identified for the inhalation and dermal route.



#### **D. Irritation**

Animal studies have shown that an 8% NaOH solution is corrosive to the skin. In humans, 0.5 to 4% NaOH concentrations produced skin irritation; and, based on the results of two different human patch tests, a NaOH solution that is slightly less than 0.5% would be non-irritating to human skin (OECD, 2002a,b).

Results from animal eye irritation studies indicate that a 0.2-1.0% NaOH solution would be non-irritating, while 1.2 or >2% NaOH solutions would be corrosive (OECD, 2002a,b).

#### **E. Sensitisation**

Male volunteers were exposed on the skin of their back to solutions of 0.063 to 1.0% NaOH in the induction phase of a human patch test. After 7 days the volunteers were challenged to a concentration of 0.125% NaOH. The irritant response correlated well with the concentration of NaOH, but an increased response was not observed when the previously patch tested sites were re-challenged. Based on this study, sodium hydroxide is not a skin sensitizer (OECD, 2002a, b; ECHA). [KI. score = 2]

#### **F. Repeated Dose Toxicity**

No studies were identified for the oral and dermal route. An inhalation study was conducted in rats exposed to aerosols of solutions of NaOH ranging from 5% to 40%. Exposures were twice weekly (hours/day and total exposure days unspecified). All animals in the 40% solution group died within a month mostly from bronchopneumonia. At the lower concentrations, respiratory tract lesions were observed; an NOAEL was not identified (NIOSH, 1975).

#### **G. Genotoxicity**

##### *In Vitro Studies*

Several *in vitro* studies have been conducted on NaOH (OECD, 2002a, b; ECHA). Although these studies reported negative results, they are considered unreliable (KI. score = 3) due to methodological or reporting deficiencies.

##### *In Vivo Studies*

Several *in vivo* studies have been conducted on NaOH (OECD, 2002a,b; ECHA). Although these studies reported negative results, they are considered unreliable (KI. score = 3) due to methodological or reporting deficiencies.

#### **H. Carcinogenicity**

No studies were identified.

#### **I. Reproductive Toxicity**

No valid studies were identified regarding toxicity to reproduction in animals after oral, dermal or inhalation exposure to NaOH.



## **J. Developmental Toxicity**

No valid studies were identified regarding developmental toxicity in animals after oral, dermal or inhalation exposure to NaOH (OECD, 2002a, b; ECHA).

## **V. DERIVATION OF TOXICOLOGICAL REFERENCE AND DRINKING WATER GUIDANCE VALUES**

Oral and dermal repeated dose, reproductive, and developmental toxicity studies have not been conducted on NaOH. A repeated dose toxicity study was conducted by the inhalation route, but the methodology and documentation preclude its use for deriving a toxicological reference value. These toxicity studies would have questionable usefulness because of the corrosive/irritating nature of NaOH, which would limit the amount absorbed. NaOH dissociates to sodium and hydroxyl ions in bodily fluids, and a significant amount of these ions are already ingested in foods. Furthermore, both ions are present in the body and are highly regulated by homeostatic mechanisms. Thus, a toxicological reference value was not derived for NaOH.

The Australian drinking water guideline values for sodium (180 ppm, aesthetic) and pH may be applicable (ADWG, 2011).

## **VI. HUMAN HEALTH HAZARD ASSESSMENT OF PHYSICO-CHEMICAL PROPERTIES**

Sodium hydroxide does not exhibit the following physico-chemical properties:

- Explosivity
- Flammability
- Oxidising potential.

## **VII. ENVIRONMENTAL HAZARD ASSESSMENT**

### **A. Aquatic Toxicity**

The OECD-SIDS SIAR on NaOH states the following regarding the aquatic toxicity studies on NaOH (OECD, 2002b):

“At concentrations reported in publications and study reports, the toxicity has been assumed to be due to hydroxide only, because at these effect concentrations the concentration of sodium is too low to explain the effects. However, it should be realised that the results of toxicity tests with NaOH depend on the buffer capacity of the test medium. In a highly buffered test medium, the hydroxyl ion will be neutralised, and the observed toxicity will be low, while in a poorly buffered test medium the pH will increase rapidly and therefore the observed toxicity will be relatively high. Besides the direct effects (pH change) NaOH could also have indirect effects. The pH change could influence the speciation of other chemicals and therefore increase and/or decrease the toxicity, e.g.;  $\text{NH}_3$  is more toxic than  $\text{NH}_4^+$ .”

There are no guideline studies on NaOH; the studies summarised below have Klimisch scores of 3 or 4.

#### Acute Fish

The 24-hour  $\text{LC}_{50}$  to *Carassius auratus* (goldfish) is 160 mg/L. At 100 mg/L, which was equivalent to a pH of 9.8, no mortality was observed. The 48-hour  $\text{LC}_{50}$  to *Leuciscus idus melanotus*, is 189 mg/L. The



96-hour LC<sub>50</sub> of *Gambusia affinis* (mosquitofish) is 125 mg/L. At 84 mg/L, no effects on the fish were observed. The pH was 9 at 100 mg/L.

#### Acute Invertebrate

The 48-hour LC<sub>50</sub> is 40 mg/L for *Ceriodaphnia cf. dubia*. The toxicity threshold concentration of NaOH for *Daphnia magna* was reported to range from 40 to 240 mg/L.

#### Acute Algae

No studies were identified.

### **B. Terrestrial Toxicity**

No studies were identified.

### **C. Calculation of PNEC**

The OECD-SIDS SIAR on NaOH states the following regarding the aquatic toxicity studies on NaOH (OECD, 2002b):

“In many cases pH, buffer capacity and/or medium composition were not discussed in the publications, although this is essential information for toxicity tests with NaOH. This is the most important reason why most of the studies, mentioned above were considered invalid. Although valid acute ecotoxicity tests and chronic ecotoxicity tests with NaOH are not available, there is no need for additional testing with NaOH. A significant number of acute toxicity tests are available, and the results of the tests are more or less consistent. Altogether they give a sufficient indication of acute toxicity levels of sodium hydroxide.”

“Furthermore, acute toxicity data cannot be used to derive a PNEC or a PNEC added for sodium hydroxide. Aquatic ecosystems are characterised by an alkalinity/pH, and the organisms of the ecosystem are adapted to these specific natural conditions. Based on the natural alkalinity of waters, organisms will have different optimum pH conditions, ranging from poorly buffered waters with a pH of 6 or less to very hard waters with pH values up to 9. A lot of information is available about the relationship between pH and ecosystem structure and also natural variations in pH of aquatic ecosystems have been quantified and reported extensively in ecological publications and handbooks.”

“Normally a PNEC or a PNEC added has to be derived from the available ecotoxicity data. A PNEC added is a PNEC which is based on added concentrations of a chemical (added risk approach). Based on the available data it is not considered useful to derive a PNEC or a PNEC added for NaOH because:

- The natural pH of aquatic ecosystems can vary significantly between aquatic ecosystems,
- Also, the sensitivity of the aquatic ecosystems to a change of the pH can vary significantly between aquatic ecosystems and
- The change in pH due to an anthropogenic NaOH addition is influenced significantly by the buffer capacity of the receiving water.”

“Although a PNEC or a PNEC added was not calculated for NaOH, there is a need to assess the environmental effect of a NaOH (alkaline) discharge. Based on the pH and buffer



capacity of effluent and receiving water and the dilution factor of the effluent, the pH of the receiving water after the discharge can be calculated. Of course, the pH change can also be measured very easily via a laboratory experiment or by conducting field measurements. The change in pH should be compared with the natural variation in pH of the receiving water and based on this comparison it should be assessed if the pH change is acceptable.”

Based on the information above, PNEC values for freshwater, sediment, and soil were not derived for sodium hydroxide.

## **VIII. PBT ASSESSMENT**

The methodology for the Persistent, Bioaccumulative and Toxic (PBT) substances assessment is based on the Australian and EU Reach Criteria methodology (DEWHA, 2009; ECHA, 2008).

Sodium hydroxide is an inorganic salt that dissociates completely to sodium and hydroxide ions in aqueous solutions. Biodegradation is not applicable to these inorganic ions; both sodium and hydroxide ions are also ubiquitous and are present in most water, soil and sediment. For the purposes of this PBT assessment, the persistent criteria are not considered applicable to this inorganic salt.

Sodium and hydroxide ions are essential to all living organisms, and their intracellular, and extracellular concentrations are actively regulated. Thus, sodium hydroxide is not expected to bioaccumulate.

No chronic toxicity data exist on sodium hydroxide; however, the acute E(L)C<sub>50</sub> values are >1 mg/L in fish, invertebrates and algae. Thus, sodium hydroxide does not meet the screening criteria for toxicity.

The overall conclusion is that sodium hydroxide is not a PBT substance.

## **IX. CLASSIFICATION AND LABELLING**

### **A. Classification**

Metal Corrosive Category 1  
Skin Corrosive, Category 1A  
Eye Damage, Category 1

EU Concentration Limits:

≥5%: Skin Corrosive 1A

≥2 to <5%: Skin Corrosive 1B

≥0.5% to <2%: Skin Irritant Category 2

≥0.5% to <2%: Eye Irritant Category 2

In addition to the hazard statements corresponding the GHS classification for corrosive, the following non-GHS hazard statement is to be added to the SDS: AUH071: Corrosive to the Respiratory Tract.



## **B. Labelling**

Danger

## **C. Pictograms**



## **X. SAFETY AND HANDLING**

### **A. First Aid**

#### Eye Contact

Flush with plenty of fresh water for 15 minutes holding eyelids open, lifting eyelids occasionally to ensure complete removal of the product. Remove contacts, if present and easy to do. DO NOT allow rubbing of eyes or keeping eyes closed. Seek medical attention.

#### Skin Contact

Rinse with soap and plenty of water for several minutes. Remove contaminated clothing. Seek medical attention immediately.

#### Inhalation

Remove person to fresh air. Apply artificial respiration if not breathing. Seek medical attention.

#### Ingestion

Rinse mouth with water (only if the person is conscious), but do not administer fluids. Do NOT induce vomiting. Seek medical attention immediately.

### **B. Fire Fighting Information**

#### Extinguishing Media

Carbon dioxide, water spray, foam, dry chemical.

#### Specific Exposure Hazards

Containers may explode when heated. May form explosive mixtures with strong acids. Hazardous combustion products may include the following materials: halogenated compounds, metal oxides/oxides, sodium monoxide.





### Special Protective Equipment for Firefighters

Full protective clothing and approved self-contained breathing apparatus required for firefighting personnel.

## **C. Accidental Release Measures**

### Personal Precautions

Use appropriate protective equipment and avoid direct contact. Do not touch damaged containers or spilt material unless wearing appropriate protective clothing. Ventilate the area before entry.

### Environmental Precautions

Prevent spills from entering storm drains or sewers and contact with soil.

### Steps to be Taken if Material is Released or Spilt

Use an absorbent material to recover as much product as possible, then, rinse the affected area with water to dilute the residue. Disposal of leftover product and used containers should be carried out in accordance with all local, state and federal regulations.

## **D. Storage and Handling**

### General Handling

Wear appropriate personal protective equipment. Avoid contact with eyes, skin or clothing. Avoid breathing mist, vapours or spray. Use only with adequate ventilation. Wash hands after use. Launder contaminated clothing.

### Storage

Store away from acids. Keep container closed when not in use. Store in a cool well-ventilated area.

## **E. Exposure Controls / Personal Protection**

### Occupational Exposure Standards

The workplace exposure standard for sodium hydroxide in Australia is 2 mg/m<sup>3</sup> as a peak limitation, with a sensitisation notation. A peak limitation is defined by Safe Work Australia as a maximum or peak airborne concentration of a substance determined over the shortest analytically practicable period of time which does not exceed 15 minutes.

### Engineering Controls

Good general ventilation should be used. If applicable, use process enclosures, local exhaust ventilation, or other engineering controls to maintain airborne levels below recommended exposure limits.



## Personal Protection Equipment

*Respiratory Protection:* Use a mask or approved air-purifying respirator with appropriate cartridge or canister in spray applications or in confined spaces.

*Hand Protection:* Wear impervious gloves to prevent skin contact and absorption of this material. Rubber or Neoprene gloves may afford adequate skin protection.

*Skin Protection:* Wear appropriate clothes (i.e., coveralls). Use non-slip footwear.

*Eye protection:* Wear eye protection in situations where splash or thick mists are possible.

*Other Precautions:* Avoid contact with skin, eyes and clothing. When using, do not eat or drink. Wash hands thoroughly with soap and water before eating or drinking. Remove contaminated clothing and laundry before reuse.

## **F. Transport Information**

For sodium hydroxide solutions of >5%:  
Australian Dangerous Goods  
UN1824, Corrosive liquid, (Sodium hydroxide solution)  
Class 8  
Packing Group: II

Lower concentrations of sodium hydroxide may require a different packing group or may not require any hazard code if the concentration of NaOH is low enough not to be considered a corrosive material.

## **XI. DISPOSAL**

Disposal should be in accordance with all local, state, and federal regulations.

## **XII. REGULATORY INFORMATION**

Australian AICS Inventory: Listed.

## **XIII. REFERENCES**

ADWG (2011). National Water Quality Management Strategy. Australian Drinking Water Guidelines, Section 6, Australian Government, National Health and Medical Research Council, Natural Resource Management Ministerial Council.

De Groot et al. (2002). The addition of sodium hydroxide to a solution with sodium bicarbonate to a fixed pH. Solvay Pharmaceuticals Int. Doc. No. 8320/47/01; cited in OECD, 2002a,b.

Department of the Environment, Water, Heritage and the Arts (DEWHA). (2009). Environmental risk assessment guidance manual for industrial chemicals, Department of the Environment, Water, Heritage and the Arts, Commonwealth of Australia.

ECHA. ECHA REACH database: <http://echa.europa.eu/information-on-chemicals/registered-substances>



- Ganong, W.F. (1995). Review of Medical Physiology, 17th Edition, Appleton & Lange, Norwalk, Connecticut, USA.
- Klimisch, H.J., Andreae, M., and Tillmann, U. (1997). A systematic approach for evaluating the quality of experimental and toxicological and ecotoxicological data. *Regulatory Toxicology and Pharmacology* 25:1-5.
- Lide, D.R. (2009). Physical Constants of Inorganic Compounds. CRC Handbook of Chemistry & Physics, 89th Edition, CRC Press.
- NIOSH (1975). National Institute of Occupational Safety and Health: Criteria Document: Sodium Hydroxide p.46 (1975) DHEW Pub. NIOSH 76-105; cited in NICNAS IMAP assessment report for sodium hydroxide, [https://www.nicnas.gov.au/chemical-information/imap-assessments/imap-assessment-details?assessment\\_id=1406#cas-A\\_1310-73-2](https://www.nicnas.gov.au/chemical-information/imap-assessments/imap-assessment-details?assessment_id=1406#cas-A_1310-73-2).
- O'Neil, M.J. [Ed.] (2006). The Merck Index - An Encyclopedia of Chemicals, Drugs, and Biologicals. P. 1485, Whitehouse Station, NJ: Merck and Co., Inc.
- OECD (2002a). IUCLID Data Set for Sodium hydroxide (CAS No. 1310-73-2), UNEP Publications. Available at: [http://webnet.oecd.org/Hpv/UI/SIDS\\_Details.aspx?id=DC48343F-5AEA-4850-9A17-0A89331E4320](http://webnet.oecd.org/Hpv/UI/SIDS_Details.aspx?id=DC48343F-5AEA-4850-9A17-0A89331E4320).
- OECD (2002b). Screening Information Dataset (SIDS) Initial Assessment Report for Sodium hydroxide (CAS No. 1310-73-2), UNEP Publications. Available at: [http://webnet.oecd.org/Hpv/UI/SIDS\\_Details.aspx?id=DC48343F-5AEA-4850-9A17-0A89331E4320](http://webnet.oecd.org/Hpv/UI/SIDS_Details.aspx?id=DC48343F-5AEA-4850-9A17-0A89331E4320).
- UNEP. (1995). Water quality of world river basins. UNEP Environment Library No. 14, Nairobi, Kenya; cited in OECD, 2002a,b.

#### **XIV. ACRONYMS AND GLOSSARY**

°C	degrees Celsius
ADWG	Australian Drinking Water Guidelines
DEWHA	Department of the Environment, Water, Heritage and the Arts
ECHA	European Chemicals Agency
EU	European Union
GHS	Globally Harmonised System of Classification and Labelling of Chemicals
HHRA	enHealth Human Risk Assessment
IUPAC	International Union of Pure and Applied Chemistry
LOAEL	lowest observed adverse effect level
mg/kg	milligrams per kilogram
mg/L	milligrammes per litre
mg/m <sup>3</sup>	milligrammes per cubic metre



NOAEL	no observed adverse effect level
NOEC	no observed effective concentration
OECD	Organisation for Economic Co-operation and Development
PBT	Persistent, Bioaccumulative and Toxic
ppm	parts per million
RfD	oral Reference Dose
SDS	Safety Data Sheet
SIDS	Screening Information Data Set
SMILES	simplified molecular-input line-entry system



## SODIUM IODIDE

This dossier on sodium iodide does not represent an exhaustive or critical review of all available data. Rather, it presents the most critical studies pertinent to the risk assessment of sodium iodide in its use in drilling muds and hydraulic fracturing fluids. The information presented in this dossier was obtained from the ECHA database that provides information on chemicals that have been registered under the EU REACH (ECHA). Where possible, study quality was evaluated using the Klimisch scoring system (Klimisch *et al.*, 1997).

### I. SUBSTANCE IDENTIFICATION

Chemical Name (IUPAC): Sodium iodide

CAS RN: 7681-82-5

Molecular formula: NaI

Molecular weight: 149.89 g/mol

Synonyms: Ioduril, Sodium iodide (NaI), sodiumiodide, Sodium monoiodide, Soiodin, Iodure de sodium, Natriumjodid, Natriumiodid

SMILES: [Na+].[I-]

### II. PHYSICO-CHEMICAL PROPERTIES

**Table 1: Overview of the Physico-chemical Properties of Sodium Iodide**

Property	Value	Klimisch score	Reference
Physical state at 20°C and 101.3 kPa	White odorless crystalline solid	1	ECHA
Melting point	659°C	1	ECHA
Boiling point	1,304°C	1	ECHA
Density	3.5 g/cm <sup>3</sup> @ 25°C	1	ECHA
Vapor pressure	133.32 Pa @ 767°C	1	ECHA
Partition coefficient (log K <sub>ow</sub> )	No applicable (inorganic salt)	-	-



Property	Value	Klimisch score	Reference
Water solubility	165 g/L @ 25°C	1	ECHA

### III. ENVIRONMENTAL FATE PROPERTIES

Sodium iodide dissociates in water to ( $\text{Na}^+$ ) and ( $\text{I}^-$ ) ions. Biodegradation is not applicable to inorganic salts. As inorganic ions,  $\text{Na}^+$  and  $\text{I}^-$  are unlikely to adsorb on the particulate matter.

Neither the  $\text{Na}^+$  nor  $\text{I}^-$  ions are bioaccumulative. Sodium ( $\text{Na}^+$ ) ions are essential to all living organisms, and its intracellular and extracellular concentrations are actively regulated (Ganong, 1995). Iodine is essential for thyroid hormone synthesis in vertebrate species. Ingested iodine is converted to iodide ( $\text{I}^-$ ) and absorbed. The minimum daily iodine intake that will maintain normal thyroid function is 150  $\mu\text{g}$  in adult humans (Ganong, 1995).

### IV. HUMAN HEALTH HAZARD ASSESSMENT

#### A. Summary

Sodium iodide is not considered acutely toxic by any route of exposure, but any potential toxicity would be limited to the oral route as the size of iodide crystals precludes inhalation or dermal exposure. Likewise, it is not considered irritating to skin or eyes and has a history of therapeutic use that has not found evidence of sensitivity except in certain hypersensitive individuals. Iodide is not a sensitizing agent. Although evidence exists for toxicity via repeated doses that can disrupt thyroid hormones, iodine is an essential nutrient and lack of intake is associated with sub-clinical hypothyroidism. Iodide is not genotoxic, mutagenic or carcinogenic. Iodide is not toxic to reproductive endpoints or embryonically toxic, but developmental toxicity was showed under concentration of 0.1% in diet. However, this value is much higher than the temporary most tolerated dose of 1.0 mg iodine/day, set by the FAO/WHO Joint Expert Meeting on Food Additives.

The following sections detail the available and relevant literature on the toxicity of iodide. The information described below was obtained from NICNAS IMAP if available and the ECHA database. Please refer to those information sources for the studies referenced therein.



## **B. Acute Toxicity**

Sodium iodide is not considered acutely toxic by any route of exposure. The potential acute toxicity of sodium iodide is limited to the ingestion pathway as the crystal size precludes both dermal and inhalation exposure. The most relevant study on vertebrates by oral route is a company study (A. Hausner, G. Weise, and A. Hofmann, 1980) (KI = 2). In the test the effects of iodide were studied in male and female Wistar rats. 10 male and 10 female in each dose and control groups were administered with potassium iodide for 14 days at dose of 0 (control), 2000, 2500, 2800 3200, 3600, and 4000 mg/kg body weight mg/kg bw respectively. This study calculated a 24 hour and 7-14 days of LD50 to rats (male/female) of 3118 and 2779 mg/kg bw, respectively under test conditions.

## **C. Irritation**

Based on existing information, iodide does not meet the skin or eyes irritation/corrosion criteria under the Regulation (EC) No. 1272/2008 nor Directive 67/548/EEC. Iodide has no effect to the human skin. Iodine has been used for dermal application in human as disinfectant (as Iodine and Povidine Iodine) for long time. The mechanism of disinfecting is oxidizing bactericide by iodine; meanwhile the iodine is reduced to iodide. It can be assumed that following application of iodine on skin, there is iodide exposure to the epidermis. Further, in a human assay, potassium iodide in concentrations ranging from 5% to 20% in petrolatum was applied to skin with negative reactions.

There are no recent acceptable studies evaluating iodide effects on eye irritation, but iodide has been evaluated and the results are negative for irritation. Although there is some exceptional case showing the iodide can have different degrees of impact on eyes, most reports gave negative results. Testing of potassium iodide on rabbit eyes by injection of 3% solution into the cornea has caused only slight reaction. In a report of large-scale intravenous injections given to patients with eye diseases, some individuals hypersensitive to iodide displayed watery rhinitis, lacrimation, edema of the eyelids, and conjunctival hyperemia. Rarely, superimposed infection may cause more serious disturbances, and in one instance hypopyon was observed in the anterior chambers. Serious involvement of the eyes in iodism is uncommon, but in two patients severe keratoconjunctivitis was reported and in one of these there were hemorrhagic iritis and vitreous opacities. The eyes recovered when iodides were discontinued. The ordinary signs and symptoms of iodism clear up promptly when iodides are stopped.

## **D. Sensitization**

Based on the properties of sodium iodide, it does not meet classification criteria of skin and respiration sensitisation under Regulation (EC) No. 1272/2008 or Directive 67/548/EEC. The lack of sensitization to sodium iodide is thought to be driven by the large crystal size preventing inhalation and epidermal penetration.



## E. Repeated Dose Toxicity

The most likely route for human exposure is via digestion, so the dermal and inhalation route are irrelevant in the repeated toxicity assessment.

Boyages et al. (1989) compared thyroid status in groups of children 7–15 years of age who resided in two areas of China where drinking-water iodide concentrations were either 462.5 µg/l (n = 120) or 54 µg/l (n = 51). Urinary iodine concentrations were 1236 µg/g creatinine in the high-iodine group and 428 µg/g creatinine in the low-iodine group. Although the subjects were all euthyroid, with normal values for serum thyroid hormones and TSH concentrations, TSH concentrations were significantly higher ( $P < 0.05$ ) in the high-iodine group. The high-iodine group had a 65% prevalence of goiter and a 15% prevalence of Grade 2 goiter compared with 15% for goiter and 0% for Grade 2 goiter in the low-iodine group. To transform the measured urinary iodine levels into estimates of iodine intakes, steady state baseline dietary intakes of iodide were assumed to be equivalent to the reported 24-h urinary iodine excretion rates. Assuming a body weight of 40 kg and lean body mass of 85% of body weight, the urinary iodine/creatinine ratios reported by Boyages et al. (1989) can be converted to approximate equivalent intake rates of 1150 µg/day (0.029 mg/kg body weight per day) and 400 µg/day (0.01 mg/kg body weight per day) for the high- and low-iodine groups, respectively. Thus, the NOAEL for this study is considered to be 0.01 mg/kg body weight per day.

Supporting studies indicate that the NOAEL from the Boyages et al. (1989) study would be applicable for both acute and chronic-duration exposure of elderly adults, who may represent another sensitive subpopulation (Chow et al., 1991; Szabolcs et al., 1997). In the Chow et al. (1991) study, 30 healthy 60 to 75-year-old females received daily doses of 500 µg iodine per day for 14 or 28 days. Serum concentrations of free T4 were significantly decreased, and serum TSH concentrations were significantly elevated. On average, the magnitude of the changes did not produce clinically significant depression in thyroid hormone levels; however, five subjects had serum TSH concentrations that exceeded 5 mU/l. The pre-existing dietary iodine intake was approximately 72-100 µg/day, based on urinary iodide measurements. Therefore, the total iodide intake was approximately 600 µg/day (0.0087 mg/kg body weight per day, based on a mean weight of 69 kg for women 19–64 years of age in the British National Diet and Nutrition Survey; British Nutrition Foundation, 2004). Szabolcs et al. (1997) studied elderly nursing home residents who had received long-term exposure to iodine in one of three regions where the intakes were estimated to be approximately 117, 163, or 834 µg/day (0.0017, 0.0023, or 0.012 mg/kg body weight per day for low, moderate, or high intake, respectively). The prevalence of clinical hypothyroidism was 0.8%, 1.5%, and 7.6% in the low-, moderate-, and high-iodine groups, respectively. Serum TSH concentrations were elevated as free T4 levels were reduced ( $P = 0.006$ ).





In a study by Paul et al. (1988), healthy euthyroid adults (nine males, nine females) who had no history of thyroid disease or detectable antithyroid antibodies received daily oral doses of 250, 500, or 1500 µg iodine (as sodium iodide) per day for 14 days. Based on 24-h urinary excretion of iodide prior to the iodide supplement, the background iodine intake was estimated to be approximately 200 µg/day; thus, the total iodide intake was approximately 450, 700, or 1700 µg/day (approximately 0.0064, 0.01, or 0.024 mg/kg body weight per day, assuming a 70-kg body weight). Subjects who received 1700 µg/day (0.024 mg/kg body weight per day) had significantly depressed (5–10%) serum concentrations of total T4, free T4, and total T3 compared with pretreatment levels, and serum TSH concentrations were significantly elevated (47%) compared with pretreatment values. Hormone levels were within the normal range during treatment. In this same study, nine females received daily doses of 250 or 500 µg iodine per day for 14 days (total intake was approximately 450 or 700 µg/day; 0.0064 or 0.010 mg/kg body weight per day), and there were no significant changes in serum hormone concentrations.

In a comparable quality study by Gardner et al. (1988), 10 healthy adult euthyroid males received daily oral doses of 500, 1500, or 4500 µg iodine (as sodium iodide) per day for 14 days. Based on 24-h urinary excretion of iodide of 256–319 µg/day prior to the iodide supplement, the total estimated intakes were 800, 1800, or 4800 µg/day, or approximately 0.011, 0.026, or 0.069 mg/kg body weight per day. In this study, there were no effects on serum thyroid hormone or thyroid stimulating hormone (TSH) concentrations at the 800 µg/day intake (0.011 mg/kg body weight per day); however, intakes of 1800 or 4800 µg iodine per day (0.026 or 0.069 mg/kg body weight per day) produced small (10%), but significant, transient decreases in serum thyroid hormone concentrations and an increase (48%) in serum TSH concentration, relative to the pretreatment values.

From the Boyages et al. (1989) study, supported by the studies of Gardner et al. (1988), Paul et al. (1988), and others, a TDI of 0.01 mg/kg body weight, based upon reversible subclinical hypothyroidism, can be established by dividing the NOAEL of 0.01 mg/kg body weight per day by an uncertainty factor of 1.

However, iodine is also an essential trace element for synthesis of thyroid hormones. In healthy adults, sub-clinical hypothyroidism is associated with intakes of 1.7 to 1.8 mg/day, and for children with intakes of 1.15 mg/day (EFSA 2006, FSANZ 2008). Chronic iodine intakes of approximately 1 mg/day, however, appear to be well tolerated by healthy adults. This is consistent with the provisional maximum tolerated daily intake of 1 mg/day established by the Joint FAO/WHO Expert Committee on Food Additives (JECFA 1989), and the nutrient reference value and tolerable upper intake level of 1.1 mg/day respectively recommended by the NHMRC (2006) and Food Standards Australia New Zealand (FSANZ 2008) for iodine intake by adults in Australia and New Zealand. This value has been used as the basis for calculating the drinking water guideline described in Section V.



## **F. Genotoxicity**

The mutagenic potential for iodide (in potassium iodide) was studied using the L5178Y mouse (TK+/-) lymphoma assay (Kessler et al., 1980). The established mutagens ethylmethanesulphonate (EMS) and dimethylnitrosamine (DMN) were highly active in this assay, whereas iodide was inactive. Using the BALB/c 3T3 transformation assay well assessed the transformational capacities of these same agents and the positive mutagen N-ethyl-N-nitro-N-nitrosoguanidine. All concentrations of the iodide tested were inactive in this assay.

Another study (J.M. Poul,, and P. Sanders, 2004) on genotoxic effects of potassium iodide was conducted in vitro using the alkaline comet assay at concentration of 0.625, 1.25, 2.5, 5 and 10 mM. Additionally, in the test cell viability was also measured using the Trypan blue exclusion method and expressed as proportion of total cells. The test results showed that potassium iodide did not induced DNA damage or cytotoxicity in the alkaline comet assay for doses up to 10 mM.

In the same study, the chromosome damage effects of potassium iodide were evaluated in vitro using cytokinesis-block micronucleus test at concentration of 0.625, 1.25, 2.5, 5 and 10 mM. Additionally, in the test cytotoxicity was also measured by the binucleated (BN) cell ratio between treated and control slides. The test results showed that potassium iodide did not induce chromosome damage or cytotoxicity in the alkaline comet assay for doses up to 10 mM.

In an in vivo chromosome aberration test on embryonic hepatocytes, Stable iodine of 10 mg/kg is administered to the rats 7 days after fertilization. Then the embryonic liver was homogenized and the cells in metaphase were stained and checked under metaphase. The chromosome aberration cells were counted respectively for the concentration group and control group. The chromosome aberration rate in the concentration group was compared with that in the control group. The result showed there was no significant difference between iodide dosed group with the control group.

Based on the available studies summarized above, iodide has neither genetic toxicity nor cytotoxicity to mammalian cells.

## **H. Reproductive and Developmental Toxicity**

Iodide is not considered to meet the reproductive/developmental criteria under the Regulation (EC) No. 1272/2008 nor Directive 67/548/EEC. Several studies have evaluated reproductive and developmental effects.

A study (KI = 2) was conducted with rats to determine the effects of intake of the test chemical. Females were bred to normal males, wherein the test chemical was added to the diet during the latter portion of gestation and the females were permitted to litter normally. The effect of the treatment on gestation period, lactation and survival of the



young was observed. Gestation time for rats was not affected but prolonged parturition was observed. In fetal parameters, average mortality was slightly greater for young fed with the test chemical while the weaning weight was significantly less than that of controls. Female rats re-bred after removal of dietary intake of the test chemical gave birth and nursed litters normally. The study resulted in a LOAEL of 150 mg/kg bw.

The effect of the test chemical on the reproductive performance of female minks was investigated (KI = 2). Female mink were administered with 0, 10, 100, or 1000 ppm of the test chemical, in diet for 18 days, from breeding through lactation. Gestation periods of the test chemical-treated mink were shorter than the controls. Kit birth weights were not significantly different from the controls. The average number of kits whelped per female mated in the control group was 5.0. Only 2.1 kits per female mated were whelped by the mink fed 100 ppm supplemental test chemical and none of the females that received the 1000 ppm supplemental test chemical diet whelped. Body weights of kits whelped and nursed by the females that received the 100 ppm supplemental test chemical diet were significantly lighter at 4 weeks of age. No detrimental effects were observed on litter size or kit survival in the group fed 10 ppm supplemental test chemical, and hence the NOAEL for reproductive toxicity in female minks is determined to be 10 ppm of the test chemical in the diet.

Iodide was administered in diet to male and female Sprague-Dawley rats before and during breeding, to females only during gestation and lactation, at levels of 0, about 23, 45 and 90 mg/kg bw [0, 0.025, 0.05 or 0.1% (w/w)]. Dams in a positive control group were given 4 mg/kg i.p. of the anti-mitotic/cytotoxic drug 5-azacytidine on day 17 of gestation. The LOAEL value for the test chemical in rats is found to be about 90 mg/kg/day (0.1%). At this dose level, the test chemical did not produce any significant reduction in parental body weight or food consumption, though it significantly reduced litter size and increased offspring mortality. The LOAEL value for the test chemical is found to be about 45 mg/kg/day (0.05%) for the F1 generation based on the effect of decreased pre-weaning body weights in the offspring, delay in auditory startle and delayed olfactory orientation from the home-cage scent. Overall, the data in this experiment (KI =2) support the view that the test chemical at doses of up to 0.1% in the diet of growing rats produces evidence of developmental toxicity.

In a one-generation (experiment I) and fertility (experiment II) reproductive study (KI =2), pregnant female Wistar rats were given fluid orally on a regular basis at dose levels of 0.1% (w/v) or 1% (w/v) of the test chemical. Treatment with 1% (w/v) solution led to reduced body weight and fluid intake, enlarged adrenal glands and the level of implantation was reduced. No change in food or fluid intake was seen for rats treated with 0.1% (w/v) solution. In addition, the 0.1% (w/v) of the test chemical solution-treated rats showed a high rate of implantation. Since 0.1% (w/v) of the test chemical is regarded as a high value intake and it is concluded that the test chemical has no effect on reproductive toxicity when orally administered. Neither has it provided any further



information about the possible functional significance of the test chemical endometrial concentration in female rats during early pregnancy.

In conclusion, iodide is not toxic to reproductive endpoints or embryonically toxic, but developmental toxicity was showed under concentration of 0.1% in diet. However, this value is much higher than the temporary most tolerated dose of 1.0 mg iodine/day, set by the FAO/WHO Joint Expert Meeting on Food Additives.

## V. DERIVATION OF TOXICOLOGICAL REFERENCE AND DRINKING WATER GUIDANCE VALUES

An oral RfD for sodium iodide was not derived because there is an existing Australian drinking water guidance value of 0.5 mg/L for iodide (health) and 180 mg/L for sodium (aesthetics). The substance is not carcinogenic, so a cancer reference value was not developed.

## VI. HUMAN HEALTH HAZARD ASSESSMENT OF PHYSICO-CHEMICAL PROPERTIES

Sodium iodide does not exhibit the following physico-chemical properties:

- Explosivity
- Flammability
- Oxidizing potential

## VII. ENVIRONMENTAL HAZARD ASSESSMENT

### A. Summary

### B. Aquatic Toxicity

#### Acute Studies

Table 2 lists the results of acute aquatic toxicity studies conducted on sodium iodide.

**Table 2: Acute Aquatic Toxicity Studies on Sodium Iodide**

Test Species	Endpoint	Results (mg/L)	Klimisch score	Reference
<i>Danio rerio</i>	96-hr LC <sub>50</sub>	>100	2	ECHA
<i>Daphnia magna</i>	48-hr EC <sub>50</sub>	0.17	2	ECHA



### Chronic Studies

The 21-day NOEC in a *Daphnia* reproduction test is 91 mg/L (ECHA) [KI. score = 2]. In another *Daphnia* reproduction test, the 21-day NOEC was 14 mg/L (ECHA) [KI. score = 2].

The 8-day LOEC to green algae *Scenedesmus quadricauda* was 2,370 mg/L (ECHA) [KI. score = 2].

### **C. Terrestrial Toxicity**

No studies are available.

### **D. Calculation of PNEC**

The PNEC calculations for sodium iodide follow the methodology discussed in DEWHA (2009).

#### PNEC water

Experimental results are available for two trophic levels. Acute E(L)C<sub>50</sub> values are available for fish (>100 mg/L) and invertebrates (0.17 mg/L). Results from chronic studies are available for invertebrates (14 mg/L) and algae (2,370 mg/L). On the basis that the data consists of short-term studies for two trophic levels and long-term results studies for two trophic levels, an assessment factor of 50 has been applied to the lowest reported NOEC or E(L)C<sub>50</sub> value of 0.17 mg/L for *Daphnia*. The PNEC<sub>water</sub> is 0.0034 mg/L.

#### PNEC soil

No reliable experimental toxicity data on terrestrial organisms are available. The environmental distribution of sodium iodide is dominated by its water solubility. Sorption of sodium iodide should probably be regarded as a reversible situation, *i.e.*, the substance is not tightly nor permanently bound. K<sub>ow</sub> and K<sub>oc</sub> parameters do not readily apply to inorganics, such as sodium iodide. Thus, the equilibrium partitioning method cannot be used to calculate the PNEC<sub>soil</sub>. Based on its properties, sodium iodide is not expected to significantly adsorb to soil, and the assessment of this compartment will be covered by the aquatic assessment.



## VIII. PBT Assessment

The methodology for the Persistent, Bioaccumulative and Toxic (PBT) substances assessment is based on the Australian and EU Reach Criteria methodology (DEWHA, 2009; ECHA, 2008).

Sodium iodide is an organic salt that dissociates completely to sodium and iodide ions in aqueous solutions. Biodegradation is not applicable to these inorganic ions. For the purposes of this PBT assessment, the persistent criteria is not considered applicable to sodium iodide or its dissociated ions.

Sodium ions are essential all living organisms and its intracellular and extracellular concentrations are actively regulated. The iodide ion is essential for thyroid function which is found in all vertebrates. Thus, sodium iodide is not expected to bioaccumulate.

The lowest NOEC value on sodium iodide is >0.1 mg/L for invertebrates and algae. However, the lowest acute E(L)C<sub>50</sub> value is <1 mg/L for invertebrates. Thus, sodium iodide meets the criteria for toxicity.

The overall conclusion is that sodium iodide is not a PBT substance.

## IX. CLASSIFICATION AND LABELING

### A. Classification

Acute toxicity, Oral (Category 5)

Skin irritation (Category 2)

Eye irritation (Category 2A)

Acute aquatic toxicity (Category 1)

### B. Labelling

Warning

### C. Pictogram





## **X. SAFETY AND HANDLING**

### **A. FIRST AID**

#### Eye Contact

Immediately flush eyes with plenty of water for at least 15 minutes, lifting lower and upper eyelids occasionally. Remove contact lenses, if present and easy to do. Continue rinsing. Get medical attention immediately.

#### Skin Contact

Wipe off excess material from skin then immediately flush skin with plenty of water for at least 15 minutes while removing contaminated clothing and shoes. Get medical attention. Wash clothing before reuse. Thoroughly clean shoes before reuse.

#### Inhalation

Remove to fresh air. If not breathing, give artificial respiration. If breathing is difficult, give Oxygen. Get medical attention.

#### Ingestion

Induce vomiting immediately as directed by medical personnel. Never give anything by mouth to an unconscious person. Get medical attention.

#### Notes to Physician

No data available.

#### Medical Conditions Aggravated by Exposure

No data available.

#### Emergency Personnel Protection

No data available.

### **B. FIRE FIGHTING INFORMATION**

#### Extinguishing Media

Sodium iodide is not considered a fire hazard. Use any means suitable for extinguishing surrounding fire.

#### Specific Exposure Hazards

Non-combustible, substance itself does not burn but may decompose upon heating to produce corrosive and/or toxic fumes.



#### Special Protective Equipment for Firefighters

As in any fire, wear self-contained breathing apparatus and full protective gear.

### **C. ACCIDENTAL RELEASE MEASURES**

#### Personal Precautions

Use personal protective equipment. Ensure adequate ventilation. Avoid dust formation. Avoid contact with skin, eyes and clothing. Isolate hazard area. Keep unnecessary and unprotected personnel from entering.

#### Environmental Precautions

Do not flush into surface water or sanitary sewer system. Do not allow material to contaminate ground water system. Prevent product from entering drains. Local authorities should be advised if significant spillages cannot be contained.

Substance may decompose upon heating to produce corrosive and/or toxic fumes. Do not allow run-off from fire-fighting to enter drains or water courses.

#### Steps to be Taken if Material is Released or Spilled

Pick up and place in a suitable container for reclamation or disposal, using a method that does not generate dust.

### **D. STORAGE AND HANDLING**

#### General Handling

Wear personal protective equipment. Ensure adequate ventilation. Avoid dust formation. Avoid contact with skin, eyes and clothing. Do not breathe dust. Do not ingest. Containers of this material may be hazardous when empty since they retain product residues (dust, solids.) Observe all warnings and precautions listed for the product.

#### Other Handling Precautions

Protect from light.

#### Storage

Keep in a tightly closed container, stored in a cool, dry, ventilated area. Protect against physical damage. Isolate from incompatible substances.

### **E. EXPOSURE CONTROLS / PERSONAL PROTECTION**

#### Occupational Exposure Standards

None established.





### Engineering Controls

Ensure adequate ventilation, especially in confined areas. Ensure that eyewash stations and safety showers are close to the workstation location.

### Personal Protection Equipment

#### *Respiratory Protection:*

When workers are facing exposure to dust or mist, they must use appropriate certified respirators. To protect the wearer, respiratory protective equipment must be the correct fit and be used and maintained properly.

#### *Hand Protection:*

Wear protective gloves; inspect gloves before use.

#### *Skin Protection:*

Wear clean body-covering clothing.

#### *Eye protection:*

*Use chemical safety goggles. Maintain eye wash fountain and quick-drench facilities in work area.*

#### *Other Precautions:*

None noted.

## **F. TRANSPORT INFORMATION**

UN Number UN3077

Hazard class 9

## **XI. DISPOSAL**

Disposal should be in accordance with all local, state, and federal regulations.

## **XII. REGULATORY INFORMATION**

AICS: Listed

## **XIII. REFERENCES**

ADWG (2011). National Water Quality Management Strategy. Australian Drinking Water Guidelines, Section 6, Australian Government, National Health and Medical Research Council, Natural Resource Management Ministerial Council.



- Department of the Environment, Water, Heritage and the Arts [DEWHA] (2009). Environmental risk assessment guidance manual for industrial chemicals, Department of the Environment, Water, Heritage and the Arts, Commonwealth of Australia.
- ECHA. ECHA REACH database: <http://echa.europa.eu/information-on-chemicals/registered-substances>
- enHealth Human Risk Assessment [HHRA] (2012). Environmental Health Risk Assessment, Guidelines for Assessing Human Health Risks from Environmental Hazards. Office of Health Protection of the Australian Government Department of Health.
- European Chemicals Agency [ECHA] (2008). Guidance on Information Requirements and Chemical Safety Assessment, Chapter R11: PBT Assessment, European Chemicals Agency, Helsinki, Finland.
- Ganong, W.F. (1995). Review of Medical Physiology, 17<sup>th</sup> Edition, Appleton & Lange, Norwalk, Connecticut, USA.
- Klimisch, H.J., Andreae, M., and Tillmann, U. (1997). A systematic approach for evaluating the quality of experimental and toxicological and ecotoxicological data. Regul. Toxicol. Pharmacol. 25:1-5.
- U.S. Environmental Protection Agency [EPA] (2019). EPISuite™ v. 4.11, United States Environmental Protection Agency, Office of Pollution Prevention and Toxics and Syracuse Research Corporation. Available at: <https://www.epa.gov/tsca-screening-tools/epi-suite-estimation-program-interface>.



## SODIUM PERBORATE TETRAHYDRATE

This dossier on sodium perborate tetrahydrate does not represent an exhaustive or critical review of all available data. Rather, it presents the most critical studies pertinent to the risk assessment of sodium perborate tetrahydrate in its use in drilling muds and hydraulic fracturing fluids. Where possible, study quality was evaluated using the Klimisch scoring system (Klimisch *et al.*, 1997).

### I. SUBSTANCE IDENTIFICATION

Chemical Name (IUPAC): sodium perborate tetrahydrate

CAS RN: 10486-00-7

Molecular formula:  $\text{NaBO}_3 \bullet 4\text{H}_2\text{O}$

$[\text{NaBO}_2(\text{OH})_2 \bullet 3\text{H}_2\text{O}]_2$  (presented as the dimer)

Molecular weight: 153.9

Synonyms: Sodium perborate tetrahydrate; sodium peroxoborate tetrahydrate; perboric acid, sodium salt, tetrahydrate

### II. PHYSICO-CHEMICAL PROPERTIES

**Table 1: Overview of the Physico-chemical Properties of Sodium Perborate Tetrahydrate**

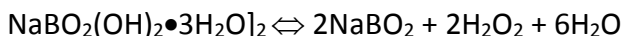
Property	Value	Klimisch score	Reference
Physical state at 20°C and 101.3 kPa	White, odorless, crystalline powder	4	EC (2007)
Melting Point	65°C	2	ECHA
Density	1.73 g/cm <sup>3</sup> @ 20°C	1	ECHA
Water Solubility	23.4 g/L @ 20°C (pH: ca. 10.1-10.4)	2	ECHA

The molecular crystalline structure of sodium perborate tetrahydrate consists of dimeric  $[(\text{HO})_2(\text{BOO})]^-$  units which forms symmetric cyclic hexagonal anions with two peroxo



bridges each. In its crystalline form the substances are stable under dry conditions (EC, 2007).

In aqueous solutions at room temperature, an equilibrium occurs between sodium perborate and hydrogen peroxide (H<sub>2</sub>O<sub>2</sub>)/sodium metaborate (NaBO<sub>2</sub>):



At low concentrations (about  $\leq 2$  g/L), the equilibrium is largely on the side of the hydrolysis products; at high concentrations (about  $\geq 12$  g/L), the un-dissociated molecule is present in aqueous solutions. The hydrogen peroxide can be removed from the equilibrium by degradation to active oxygen, leading to an irreversible shift of the equilibrium to the degradation products sodium metaborate and water. This reaction is the basis of the bleaching effect of sodium perborate in the washing process (EC, 2007).

Sodium metaborate is the salt of a strong base (sodium hydroxide) and a weak acid (boric acid). So, sodium metaborate is expected to be present in aqueous solutions at environmental temperature and pH mainly as the weakly dissociated boric acid.



Exposure to borates are often expressed in terms of boron (B) equivalents based on the fraction of boron in the source substance on a molecular weight basis. The B equivalents used are a generic designation rather than a designation of the element boron. The factor for converting sodium perborate tetrahydrate to B-equivalents is 0.07.

### III. ENVIRONMENTAL FATE PROPERTIES

Many minerals contain boron, which is present as the sodium or calcium borate salt. Thus, boron is ubiquitous and widely distributed in the environment. It is present in rocks, soil and water and is released into the environment primarily from the weathering of rock and soil, volatilization of sea water, and anthropogenic activity.

The relative proportion of boric acid and borate ions is controlled by pH:  $\text{B}(\text{OH})_3 + 2\text{H}_2\text{O} \rightleftharpoons [\text{B}(\text{OH})_4]^- + \text{H}_3\text{O}^+$ . In dilute aqueous solutions, boric acid does not dissociate at pH < 7; at pH values between 7 and 11, both boric acid and borate ions are present. In dilute aqueous solutions and physiological conditions, the predominant species present is un-dissociated boric acid. So, the consideration of boric acid addresses the relevant environmental stability properties for borates.



In natural waters, boron forms stable species and exists primarily as un-dissociated boric acid  $[B(OH)_3]$  and complex polyanions (*e.g.*,  $[B(OH)_4]^-$ ). These forms of boron are highly soluble and not easily removed from solution by natural mechanisms. Borate and boric acid are in equilibrium depending on the pH of the water. At an acidic pH, boron exists in solution mainly as un-dissociated boric acid, whereas at alkaline pH it is present as borate ions.

Degradation is not applicable to inorganic borates, such as sodium perborate tetrahydrate. It is not subject to hydrolysis, photodegradation, or biodegradation (ECHA). Inorganic borates are subject to chemical transformation processes (adsorption, complexation, precipitation, fixation) once released into the environment (ECHA).

The WHO review of boron (WHO, 1998) noted that “highly water soluble materials are unlikely to bioaccumulate to any significant degree and that borate species are all present essentially as un-dissociated and highly soluble boric acid at neutral pH”. A BCF of  $<0.1$  was reported in Chinook salmon fed boron-supplemented diets for 60 to 90 days (Hamilton and Wiedmeyer, 1990). The hydrogen peroxide generated from the dissociation of sodium perborate tetrahydrate will be rapidly degraded by abiotic and biotic processes (EC, 2007).

#### **IV. HUMAN HEALTH HAZARD ASSESSMENT**

##### **A. Summary**

Sodium perborate tetrahydrate exhibits low acute toxicity by the oral and dermal routes; and slight-to-moderate acute toxicity by the inhalation route. It is not a skin irritant or sensitizer, but it is severely irritating to the eye. Toxicity studies on boric acid, borax (disodium tetraborate decahydrate), and boron oxide have been used to read-across to sodium perborate tetrahydrate. This is justified because, in aqueous media at physiological pH, all of these inorganic borate compounds will predominantly exist as un-dissociated boric acid. The developing fetus and the testes are the two most sensitive targets of boron toxicity in multiple species. The testicular effects include reduced organ weight and organ to body weight ratio, atrophy, degeneration of the spermatogenic epithelium, impaired spermatogenesis, reduced fertility, and sterility. The developmental effects from boron exposure include high prenatal mortality; reduced fetal body weight; and malformations and variations. Repeated inhalation exposure to boron oxide resulted in slight irritation to the respiratory tract, but no systemic toxicity. Boric acid was not genotoxic; and boric acid and borax was not carcinogenic to rodents.



## **B. Acute Toxicity**

The oral LD<sub>50</sub> values of sodium perborate tetrahydrate in rats are 2,567 and 2,800 mg/kg (ECHA) [Kl. score = 1 and 2, respectively].

The 4-hour inhalation LC<sub>50</sub> of sodium perborate tetrahydrate (as a dust) in rats is 1.17 mg/L. The MMAD ranged from 3.3 to 4.2 µm (ECHA) [Kl. score = 2].

There are no acute dermal toxicity studies on sodium perborate tetrahydrate. The dermal LD<sub>50</sub> of sodium perborate monohydrate in rabbits is >2,000 mg/kg (ECHA) [Kl. score = 1].

## **C. Irritation**

Application of 0.5 g. sodium perborate tetrahydrate to the skin of rabbits for 4 hours under occlusive conditions was not irritating (ECHA) [Kl. score = 2].

Instillation of 0.1 mL sodium perborate tetrahydrate to the eyes of rabbits was considered corrosive (ECHA) [Kl. score = 2]. Another study showed that sodium perborate tetrahydrate was severely irritating to the eyes of rabbits (ECHA) [Kl. score = 2].

## **D. Sensitization**

No studies are available on sodium perborate tetrahydrate. In the mouse local lymph node assay (LLNA), sodium perborate monohydrate was not considered a skin sensitizer (ECHA) [Kl. score = 1].

## **E. Repeated Dose Toxicity**

### Oral

Male and female Bor:WISW (SPFCpb) rats were dosed by oral gavage with 0 or 1,000 mg/kg sodium perborate tetrahydrate for 28 days. Clinical signs in the treated rats mainly consisted of salivation. There was no mortality. The treated males showed a 15% reduction in body weight gain and up to 15% reduction in feed consumption. There was possible treatment-related reduction in total cholinesterase and protein (both sexes) and albumin (males). Relative liver weights were slightly increased in the females. Histopathologic changes were reduction of parenchyma in the spleen (males); slight acathosis and hyperkeratosis in the forestomach (both sexes); and hyperplasia of the fundic mucosa (both sexes). There were no testicular effects in the treated males.



The LOAEL for this study is 1,000 mg/kg-day; a NOAEL was not established (ECHA) [Kl. score = 2].

Male and female SD rats were given in their diet boric acid at doses of 0, 52.5, 175, 525, 1,750 or 5,250 ppm B equivalent for 90 days. The average intake has been estimated to be approximately 0, 2.6, 8.8, 26, 87.5 or 262.5 mg B/kg-day, respectively (EPA, 2004). By week 6, all of the animals in the highest dose died. Clinical signs in the top two dose levels were rapid respiration, inflamed eyes, swollen paws, and desquamated skin on the paws and tails. There was also reduced food consumption and body weight gain. The 1,750 ppm females showed reduced liver, spleen ovary, and adrenal weights; the 1,750 ppm males showed reduced liver, spleen, kidney, testes, and adrenal weights. The adrenals of 4 of the 1,750 ppm males showed minor increases in lipid content and size of the cells in the zona reticularis. Atrophied testis (complete atrophy of the spermatogenic epithelium and decreased in the size of the seminiferous tubules) was seen in all of the 1,750 ppm males. One 525 ppm male had partial testicular atrophy. The NOAEL for this study is 175 ppm boron or 8.8 mg B/kg-day (Weir and Fisher, 1972). [Kl. score = 2]

Male and female SD rats were given in their diet borax at doses of 0, 52.5, 175, 525, 1,750 or 5,250 ppm B equivalent for 90 days. The average intake has been estimated to be approximately 0, 2.6, 8.8, 26, 87.5 or 262.5 mg B/kg-day, respectively (EPA, 2004). By week 6, all of the animals in the highest dose died. Clinical signs in the top two dose levels were rapid respiration, inflamed eyes, swollen paws, and desquamated skin on the paws and tails. There was also reduced food consumption and body weight gain. The 1,750 ppm females showed reduced liver, spleen and ovary weights; the 1,750 ppm males showed reduced liver, spleen, kidney, testes, and brain weights. The adrenals of the majority of the 1,750 ppm males and females showed slight to moderate increases in lipid content and size of the cells in the zona reticularis. Atrophied testis (complete atrophy of the spermatogenic epithelium and decreased in the size of the seminiferous tubules) was seen in all of the 1,750 ppm males. Four 525 ppm males had partial testicular atrophy. Spermatogenic arrest was found in one 525 ppm male. NOAEL for this study is 175 ppm boron or 8.8 mg B/kg-day (Weir and Fisher, 1972). [Kl. score = 2]

Male and female B6CF<sub>1</sub> mice were given in the diet 0, 1,200, 2,500, 5,000, 10,000 or 20,000 ppm boric acid for 13 weeks (control and highest dose group) or 16 weeks (remaining dose groups). These dietary levels correspond to approximately 0, 34, 70, 141, 281 and 563 mg B/kg-day for males, respectively; and 0, 47, 97, 194, 388 and 776 mg B/kg-day for females, respectively (EPA, 2004). There was mortality (8/10 males; 6/10, females) in the 20,000 ppm, as well as hyperkeratosis and acanthosis. One male also died in 10,000 ppm group. Degeneration or atrophy of the seminiferous tubules occurred in the  $\geq$ 5,000 ppm males. Minimal to mild extramedullary hematopoiesis of the spleen was observed in all dose groups. The LOAEL for this study is 1,200 ppm, corresponding to 34 and 47 mg B/kg-day for males and females, respectively (NTP 1987). [Kl. score = 2]



Male and female SD rats were given in their diet boric acid at doses of 0, 117, 350 or 1,170 ppm boric acid for two years. The average intake has been estimated to be approximately 0, 5.9, 17.5 or 58.5 mg B/kg-day, respectively (EPA, 2004). The 1,170 ppm rats had decreased food consumption during the first 13 weeks of the study and suppressed growth throughout the study. Signs of toxicity in the 1,170 ppm animals included swelling and desquamation of the paws, scaly tails, inflammation of the eyelids, and bloody discharge from the eyes. All of the 1,170 ppm males had testicular atrophy at the 6, 12 and 24 month time points. The seminiferous epithelium was atrophied, and the tubular size in the testes was decreased. There were significant decreases in the absolute and relative testes weights. Brain and relative thyroid weights were increased. The NOAEL for this study is 350 ppm B equivalents or 17.5 mg B/kg-day (Weir and Fisher, 1972). [Kl. score = 2]

Male and female B6C3F<sub>1</sub> mice were given in their diet 0, 2,500 or 5,000 ppm boric acid in their feed for 103 weeks (NTP, 1987). These dose levels were equivalent to 0, 275 or 550 mg/kg-day boric acid or 0, 48 or 96 mg B/kg-day (EPA, 2004). There was reduced survival in the male mice, which was significantly different from the controls in the 2,500 ppm mice after week 63 and in the 5,000 ppm mice after week 84. The survival rates by the end of the study were 82, 60 and 44% in the 0, 2,500, and 5,000 ppm males, respectively; and 66, 66 and 74% in the 0, 2,500, and 5,000 ppm females, respectively. Mean body weights were 10-17% lower in the 5,000 ppm animals after 32 (males) or 52 (females) weeks compared to the controls. There was testicular atrophy and interstitial cell hyperplasia in the testes of the 5,000 ppm males. A dose-related increase in the incidences of splenic lymphoid depletion in male mice was also observed. NTP considered this lesion to be associated with stress and debilitation, and it is reflected in the increased mortality in these groups of male mice. The NOAEL for this study is (NTP, 1987). [Kl. score = 2]

### Inhalation

Male and female rats were exposed by inhalation to 0, 77, 175, or 470 mg/m<sup>3</sup> boron oxide. The exposures were 6 hours/day, 5 days/week for 24, 12, and 10 weeks for the 77, 175, and 470 mg/m<sup>3</sup> concentrations groups, respectively. The MMAD were 2.5, 1.9, and 2.4 µm for the 77, 175, and 479 mg/m<sup>3</sup> concentrations groups, respectively. There was no evidence of systemic toxicity. Some of the 470 mg/m<sup>3</sup> had reddish exudate from the nose. As these animals were covered with dust, this effect may have been local irritation of the nose and from the animals scratching the nose. The NOAEL for systemic toxicity is 470 mg/m<sup>3</sup>, the highest exposure concentration tested. The NOAEL for localized effects (irritation) is 175 mg/m<sup>3</sup> (ECHA). [Kl. score = 2]

### Dermal

No studies are available.





## F. Genotoxicity

### *In Vitro* Studies

The *in vitro* genotoxicity studies on sodium borate tetrahydrate (or sodium perborate) are shown in Table 2. The *in vitro* genotoxicity studies on boric acid are shown in Table 3.

**Table 2: *In vitro* Genotoxicity Studies on Sodium Perborate Tetrahydrate (or Sodium Perborate)**

Test System	Results*		Klimisch Score	Reference
	-S9	+S9		
Bacterial reverse mutation ( <i>S. typhimurium</i> TA102 and TA2638; and <i>E. coli</i> WP2/pKM101 and WP2 <i>uvrA</i> /pKM101)	+**	NT	2	Watanabe et al. (1998)
Bacterial reverse mutation ( <i>S. typhimurium</i> strains)	(-)TA98 (+) TA100, TA102	(-) TA98 (-) TA100, TA102	2	Seiler (1989)
Chromosomal aberrations (Chinese Hamster Ovary cells)	+	-	2	Seiler (1989)

\*+, positive; -, negative; NA, not applicable; NS, not specified; NT, not tested.

\*\*Two independent laboratories.

**Table 2: *In vitro* Genotoxicity Studies on Boric Acid**

Test System	Results*		Klimisch Score	Reference
	-S9	+S9		
Bacterial reverse mutation ( <i>S. typhimurium</i> strains)	-	-	1	ECHA
Bacterial reverse mutation ( <i>S. typhimurium</i> strains)	-	-	2	ECHA



Test System	Results*		Klimisch Score	Reference
	-S9	+S9		
Mammalian cell gene mutation (mouse lymphoma L5178Y cells)	-	-	1	ECHA
Chromosomal aberrations (Chinese Hamster Ovary cells)	-	-	1	ECHA
Chromosomal aberrations (Chinese Hamster Ovary cells)	-	-	1	ECHA
Chromosomal aberrations (Human peripheral lymphocytes)	NS	+	2	ECHA
Unscheduled DNA synthesis (rat liver cells)	NA	-	1	ECHA

\*+, positive; -, negative; NA, not applicable; NS, not specified.

The genotoxic potential of sodium perborate in the absence of metabolic activation may be due to the generation of hydrogen peroxide. If so, then the results from the *in vitro* tests may not be relevant *in vivo* because hydrogen peroxide is readily reduced by catalase. Boric acid, the other dissociated product from sodium perborate tetrahydrate (or sodium perborate) did not show any genotoxic potential in any of the *in vitro* tests.

#### *In Vivo* Studies

No studies are available on sodium perborate tetrahydrate.

Male and female Swiss Webster mice were given two daily doses of 0, 225, 450, 900, 1,800, or 3,500 mg/kg boric acid. The frequency of micronucleated polychromatic erythrocytes were not increased at any dose level (ECHA) [Kl. score = 1].

### **G. Carcinogenicity**

#### Oral

No studies have been conducted on sodium perborate tetrahydrate.



Male and female SD rats were given in their diet disodium tetraborate decahydrate (borax) or boric acid at doses of 0, 117, 350, or 1,170 ppm as Boron equivalents (approximately 0, 5.9, 17.5, or 58.5 mg B/kg-day) for two years. There was no mention of tumors in the report. Nevertheless, NTP (1987) concluded that this study provided adequate data on the lack of carcinogenic effects of boric acid in rats (Weir and Fisher, 1972; EPA, 2004).

Male and female B6C3F<sub>1</sub> mice were given in their diet 0, 2,500, or 5,000 ppm boric acid for 103 weeks. The dietary levels are equivalent to 0, 446, or 1,150 mg/kg-day boric acid or 0, 78.1, or 201.3 mg B/kg-day. There was no evidence of carcinogenicity (NTP, 1987). [Kl. score = 2]

## **H. Reproductive Toxicity**

A three-generation reproductive toxicity study was conducted in albino rats (strain not specified) with boric acid. Male and female rats were fed a diet containing 0, 117, 350 or 1,170 ppm boron (approximately 0, 5.9, 17.5 or 58.5 mg B/kg-day, respectively). In the lower two dose groups, there were no treatment-related effects on reproduction. Litter size, progeny weights, fertility, live birth indices, lactation, appearance were similar to the controls. No gross abnormalities were noted in these two dose groups. The 1,170 ppm dose group were found to be sterile, and there were no litters from mating the treated females with control males. Lack of viable sperm was found in the atrophied testes of all 1,170 ppm males. Decreased ovulation was also seen in the majority of the ovaries of the 1,170 ppm females. The NOAEL for this study is 350 ppm boron or approximately 17.5 mg B/kg-day (Weir and Fisher, 1972). [Kl. score = 2]

A three-generation reproductive toxicity study was conducted in albino rats (strain not specified) with disodium tetraborate decahydrate. Male and female rats were fed a diet containing 0, 117, 350 or 1,170 ppm boron (approximately 0, 5.9, 17.5 or 58.5 mg B/kg-day, respectively). In the lower two dose groups, there were no treatment-related effects on reproduction. Litter size, progeny weights, fertility, live birth indices, lactation, appearance were similar to the controls. No gross abnormalities were noted in these two dose groups. The 1,170 ppm dose group were found to be sterile, and there were no litters from mating the treated females with control males. Lack of viable sperm was found in the atrophied testes of all 1,170 ppm males. Decreased ovulation was also seen in the majority of the ovaries of the 1,170 ppm females. The NOAEL for this study is 350 ppm boron or approximately 17.5 mg B/kg-day (Weir and Fisher, 1972). [Kl. score = 2]

In a continuous breeding protocol, male and female CD-1 mice were given in their diet 0, 1,000, 4,500 or 9,000 ppm boric acid in their feed. The authors estimated that the average daily intakes were: 0, 26.6, 111, and 220 mg B/kg-day to males; and 0, 31.8, 152, 257 mg B/kg-day to females. Boric acid consumption did not differ among the



groups. There were no litters in the 9,000 ppm breeding pairs. At 4,500 ppm, there was a successful first litter, after which there was a progressive decrease in fertility; only one pair produced a fourth and fifth litter. All fertility indices were affected in the 4,500 ppm group. A complete crossover mating trial was conducted using control mice and the 4,500 ppm mice. The results showed that the probable cause of the reduced fertility was a decrement in male fertility. A dose-related decrease in body, testicular and epididymal weights was observed in the 4,500 and 9,000 ppm F<sub>0</sub> males. Sperm count was significantly decreased in these two dose groups, and percent motile sperm was decreased in all dose groups. Testicular histopathology showed seminiferous tubular atrophy in the 9,000 ppm males and partial atrophy of the seminiferous tubules in the 4,500 ppm males. There were no histopathologic changes in the 4,500 ppm females. No statistically significant decreases in mating index, fertility index, or live pups/litter in the 4,500 ppm females, but the number of days to litter in this dose group was increased. Estrous cyclicity was unaffected. Reproductive organ weights were unaffected, but relative maternal liver and kidney/adrenal weights were reduced. An F<sub>1</sub> fertility trial was performed using offspring from the 1,000 ppm groups. There was no decreases in mating, fertility or reproductive performance. The F<sub>2</sub> adjusted live pup weight was slightly, but significantly, reduced from controls. A clear NOAEL for reproductive toxicity in males was not seen in this study. The 1,000 ppm males had decreased sperm motility in the F<sub>0</sub> generation and decreased sperm concentration in the F<sub>1</sub> generation. Decreased F<sub>2</sub> pup relative body weight was statistically significant from controls. The NOAEL in this study for females is 1,000 ppm boric acid or 32 mg B/kg-day). The LOAEL in this study for males is 1,000 ppm or 27 mg B/kg-day; a NOAEL was not established (Fail *et al.* 1991). [Kl. score = 2]

## I. Developmental Toxicity

Pregnant female Crl:CD(SD)BR rats were dosed by oral gavage with 0, 100, 300, or 1,000 mg/kg sodium perborate tetrahydrate during gestational days 6 to 15. Maternal body weight gain and feed consumption were significantly reduced in the  $\geq 300$  mg/kg dose groups. A dose-related increase was seen in resorptions, placental weights, and fetal body weights in the 300 and 1,000 mg/kg dose groups. Malformations (mainly related to the skeletal and to the cardiovascular system) were increased in the 1,000 mg/kg dose group. The NOAEL for maternal and developmental toxicity is 100 mg/kg-day (ECHA). [Kl. score = 1]

Pregnant female SD rats were given 0, 0.1, 0.2 or 0.4% boric acid in their feed on gestational days (GD) 0 to 20 or 0.8% boric acid on GD 6 to 15. The average amounts of boric acid ingested were estimated to be 0, 78, 163, 330 or 539 mg/kg-day (0, 13.6, 28.5 or 57.7 mg B/kg-day), respectively. Effects on the dams were altered food and/or water intake at  $\geq 0.2\%$  boric acid, increased liver and kidney weights relative to body weights at  $\geq 0.2\%$ , reduced weight gain at  $\geq 0.4\%$ , and increased corrected weight gain at 0.4% boric acid. There was a reduction in fetal body weights in all treated groups (94, 87, 63, and



47% of control weight, respectively). Increased malformations occurred at  $\geq 0.2\%$  and prenatal mortality was increased at 0.8%. There was a dose-response for altered skeletal morphology in rats ( $\geq 0.1\%$ ), and specific findings were significantly elevated above controls at  $\geq 0.2\%$ . Specifically, there was an increased incidence of short rib XIII (a malformation) and a decreased incidence of rudimentary or full rib(s) at lumbar I (an anatomical variation) (Heindel *et al.* 1992). [Kl. score = 2]

Pregnant female SD rats were given in their feed 0, 0.025, 0.005, 0.075, 0.1 or 0.2% boric acid on GD 0 to 20. Approximately half of the dams were terminated on GD 20, and the remaining dams delivered their litters. Pup growth and viability were monitored until postnatal day (PND) 21. The average amounts of boron ingested on GD 20 were: 0, 3.3, 6.3, 9.6, 13.3, and 25 mg B/kg-day, respectively. The average amounts of boron ingested on PND 21 were: 0, 3.2, 6.5, 9.7, 12.9, and 25.3 mg B/kg-day, respectively. There were no maternal deaths and no treatment-related clinical signs. Maternal body weights were similar across all groups during gestation. However, decreased maternal body weights (GD 19 and 20 at sacrifice) and decreased maternal body weight gain (GD 15-18 and GD 0-20) were statistically significant in trend tests. There was a 10% reduction in gravid uterine weight (statistically significant) in the 0.2% group. Corrected maternal weight (maternal gestational weight minus reduced gravid uterine weight) was unaffected by treatment. Feed intake in the 1,000 ppm dams was minimally affected and only during the first three days of dosing. Water consumption was higher in the treated groups after GD 15. The number of corpora lutea and uterine implantation sites, and the percentage of preimplantation loss were similar across all groups. Increased relative kidney weights were increased in the 0.2% group. There were no differences in the viability of the offspring between treated and controls. On GD 20, fetal body weight was 94% and 88% of controls in the 0.1% and 0.2% groups, respectively; recovery was complete at birth ( $\sim$ GD 22). The incidence of short rib XIII was increased on GD 20 in the  $\geq 0.1\%$  groups, but only in the 0.2% group at PND 21. The incidence of wavy rib was increased on GD 20 in the  $\geq 0.1\%$  group; the reversibility of this effect was confirmed on PND 21. There was a slight decrease in extra lumbar ribs in the 0.2% group on GD 20, and extra lumbar ribs were seen in the 0.2% group on PND 21. The developmental NOAEL was considered to be 0.075% boric acid or 9.6 mg B/kg-day on GD 20; and 0.1% boric acid or 12.9 mg B/kg-day on PND 21 (Price *et al.* 1996a). [Kl. score = 1]

Pregnant Swiss mice were given in their diet 0, 0.1, 0.2 or 0.4% boric acid on gestational days (GD) 0 to 17. The average amounts of boric acid ingested were estimated to be 248, 452 or 1,003 mg/kg-day (0, 43.4, 79.0 or 175.3 mg/B/kg-day), respectively. Maternal toxicity consisted of mild kidney lesions ( $\geq 0.1\%$ ), increased water intake and relative kidney weights (0.4%), and decreased water intake during treatment. Fetal body weights were reduced in the  $\geq 0.2\%$  groups, and there were increased incidences of resorptions and malformed fetuses per litter in the 0.4% group. The LOAEL for maternal toxicity is 248 mg/kg-day boric acid or 43.4 mg B/kg-day; a NOAEL was not established.



The NOAEL for developmental toxicity is 248 mg/kg-day boric acid or 43.4 mg B/kg-day (Heindel *et al.* 1992). [Kl. score = 2]

Pregnant female New Zealand rabbits were dosed by oral gavage with 0, 62.5, 125 or 250 mg/kg boric acid (0, 10.9, 21.9 or 43.7 mg B/kg) during GD 6-19. Feed intake was in the 250 mg/kg maternal animals during the exposure period, but it was increased in the  $\geq 125$  mg/kg dose groups. In the 250 mg/kg group, maternal body weights during GD 9-30, weight gain during GD 6-19, gravid uterine weight, and number of corpora lutea per dam were significantly reduced.

In the  $\geq 125$  mg/kg groups, maternal corrected gestational weight gain was increased compared to controls. Maternal liver weights were unaffected by treatment. In the 250 mg/kg group, relative, but not absolute, kidney weights were increased, although no effects in the kidney were noted in the histopathological examination. Prenatal mortality was increased in the 250 mg/kg group (90% resorptions/litter versus 6% for controls); the proportion of pregnant females with no live fetuses was increased (73% versus 0%), and live litter size was reduced (2.3 fetuses versus 8.8). Thus, there were only 14 live fetuses (6 live litters) available for evaluation in the 250 mg/kg group. The percentage malformed fetuses/litter was increased in the 250 mg/kg group, primarily due to cardiovascular defects (72% versus 3% of controls). There was no definitive maternal or developmental toxicity in the 62.5 or 125 mg/kg dose groups. The NOAEL for maternal and developmental toxicity is 125 mg/kg-day boric acid or 21.9 mg B/kg-day (Price *et al.* 1996b). [Kl. score = 1]

## **V. DERIVATION OF TOXICOLOGICAL REFERENCE AND DRINKING WATER GUIDANCE VALUES**

The toxicological reference values developed for disodium octaborate tetrahydrate follow the methodology discussed in enHealth (2012). The approach used to develop drinking water guidance values is described in the Australian Drinking Water Guidelines (ADWG, 2011).

### **A. Non-Cancer**

#### Oral

The developing fetus and the testes are the two most sensitive targets of boron toxicity in multiple species (EPA, 2004; ECHA, 2010). The testicular effects include reduced organ weight and organ to body weight ratio, atrophy, degeneration of the spermatogenic epithelium, impaired spermatogenesis, reduced fertility, and sterility (EPA, 2004). The developmental effects from boron exposure include high prenatal mortality; reduced fetal body weight; and malformations and variations (EPA, 2004).



The U.S. Environmental Protection Agency (U.S. EPA) derived an Oral Reference Dose (RfD) for boron of 0.2 mg B/kg-day (U.S. EPA 2004) based on developmental effects in rats from two studies (Price *et al.* 1996a; Heindel *et al.* 1992).

The RfD was derived using the benchmark dose (BMD) method (BMDL<sub>05</sub> from Allen *et al.* 1996) using a data derived uncertainty factor of 66. Decreased fetal body weight (BMDL<sub>50</sub> = 59 mg boric acid/kg-day or 10.3 mg B/kg-day) was considered by Allen *et al.* (1996) as the most suitable endpoint for developing a point of departure, because the benchmark doses calculated for the other endpoints (incidence of total malformations, enlarged lateral ventricles in the brain, shortening of rib XIII, and variations of the first lumbar rib) were higher.

#### *Derivation of an Oral Reference Dose*

$$\text{Oral RfD} = \text{BMDL}_{05} / (\text{UF}_A \times \text{UF}_H \times \text{UF}_L \times \text{UF}_{\text{Sub}} \times \text{UF}_D)$$

Where:

UF<sub>A</sub> (interspecies variability) = 7.9 [3.16, toxicodynamics; 3.3, toxicokinetics]

UF<sub>H</sub> (intraspecies variability) = 6.2 [3.16, toxicodynamics; 2.0, toxicokinetics]

UF<sub>L</sub> (LOAEL to NOAEL) = 1

UF<sub>Sub</sub> (subchronic to chronic) = 1

UF<sub>D</sub> (database uncertainty) = 1

$$\text{Oral RfD} = 10.3 / (7.9 \times 6.3 \times 1 \times 1 \times 1) = 10.3 / 66 = \underline{0.2 \text{ mg B/kg-day}}$$

#### *Derivation of a drinking water guidance value*

Drinking water guidance value = (animal dose) x (human weight) x (proportion of intake from water) / (volume of water consumed) x (safety factor)

Using the oral RfD,

Drinking water guidance value = (oral RfD) x (human weight) x (proportion of water consumed) / (volume of water consumed)

where:

Human weight = 70 kg (ADWG, 2011)

Proportion of water consumed = 10% (ADWG, 2011)

Volume of water consumed = 2L (ADWG, 2011)

$$\text{Drinking water guidance value} = (0.2 \times 70 \times 0.1) / 2 = \underline{0.7 \text{ mg/L}}$$



## *Australian drinking water guideline*

**The Australian drinking water guideline for boron is 4 mg/L (ADWG, 2011).**

### **B. Cancer**

There was no evidence of carcinogenicity in rat and mouse chronic studies conducted on disodium tetraborate decahydrate and/or boric acid. Thus, a cancer reference value was not derived.

## **VI. HUMAN HEALTH HAZARD ASSESSMENT OF PHYSICO-CHEMICAL PROPERTIES**

Sodium perborate tetrahydrate does not exhibit the following physico-chemical properties (ECHA):

- Explosivity
- Flammability
- Oxidizing potential

## **VII. ENVIRONMENTAL HAZARD ASSESSMENT**

### **A. Aquatic Toxicity**

The summary of the data used by ANZECC to develop a water quality guideline for boron is as follows:

#### Freshwater Fish

The chronic values for four species ranged from 40 µg/L (32-day LOEC in *O. mykiss*) to 27,600 µg/L (32-day LOEC in *O. mykiss*). Other *O. mykiss* data were order of magnitude higher than 40 µg/L, including those from the same paper, including those from the same paper (2,100 µg/L for a 87-day NOEC and 27,600 µg/L for a 32-day LC<sub>50</sub>). All other geometric means were >4,000 µg/L.

#### Freshwater Crustaceans

The chronic data ranged from a 21-day MATC value of 4,665 µg/L for *Daphnia magna* based on growth to an LC<sub>50</sub> value of 54,200 µg/L from a 21-day *Daphnia* study. A measured NOEC of 6,000 µg/L based on reproduction was also reported.

#### Freshwater Algae

The data ranged from a 14-day NOEC of 400 µg/L for *Chlorella pyrenoidosa* to a NOEC of 5,200 µg/L for *Chlorella vulgaris*. Both values are based on population growth.





### C. Terrestrial Toxicity

There are considerable number of terrestrial toxicity studies on borates. See disodium tetraborate, anhydrous in the ECHA REACH database (ECHA) for the summaries of the relevant studies on borates.

### D. Calculation of PNEC

#### PNEC water

The ANZECC water quality guideline (2000) used a “freshwater high reliability trigger value for boron of 370 µg/L was calculated using the statistical distribution method at 95% protection.”

“Although the 95% protection level is higher than the 32-day LOEC of 100 µg/L for *O. mykiss*, this figure appeared anomalous and other data on this species showed much less toxicity. The low figure may need to be checked. The 95% figure is considered sufficiently protective for slightly-moderate disturbed ecosystems” (ANZECC, 2000).

#### PNEC sediment

No experimental toxicity data on sediment organisms are available. Sodium perborate tetrahydrate dissociates completely in water and its environmental distribution is dominated by its high water solubility.  $K_{ow}$  and  $K_{oc}$  parameters do not readily apply to inorganics, such as sodium perborate tetrahydrate. Thus, the equilibrium partitioning method cannot be used to calculate the  $PNEC_{sed}$ . Based on the its properties, no adsorption of sodium perborate tetrahydrate to sediment is to be expected, and the assessment of this compartment will be covered by the aquatic assessment.

#### PNEC Soil

In the ECHA REACH database (ECHA), a  $PNEC_{soil}$  was derived for boron using the species sensitivity distribution method and an assessment factor of 2. The  $PNEC_{soil}$  was determined to be 5.7 mg/kg soil dry weight.



## **VIII. PBT Assessment**

The methodology for the Persistent, Bioaccumulative and Toxic (PBT) substances assessment is based on the Australian and EU Reach Criteria methodology (DEWHA, 2009; ECHA, 2008).

Sodium perborate tetrahydrate is an inorganic compound that dissociates completely to boric acid and the borate anion in aqueous media. Biodegradation is not applicable to these inorganic compounds; both boric acid and borate are also ubiquitous and are present in most water, soil and sediment. For the purposes of this PBT assessment, the persistent criteria are not considered applicable to sodium perborate tetrahydrate.

Sodium perborate tetrahydrate is a water-soluble substance that is not expected to bioaccumulate. Limited data indicate that bioaccumulation (BCF values are low) is not significant in aquatic and terrestrial food chains. Thus, it does not meet the criteria for bioaccumulation.

Boric acid and inorganic borates are reproductive toxicants and have been classified under GHS as known or presumed human reproductive toxicants (Category 1B). Thus, sodium perborate tetrahydrate meets the PBT criteria of toxicity.

The overall conclusion is that sodium perborate tetrahydrate is not a PBT substance.

## **IX. CLASSIFICATION AND LABELING**

### **A. Classification**

Acute Toxicity Category 4 [Inhalation]  
Eye Damage Category 1  
Reproductive Toxicant Category 1B  
STOT SE Category 3 [Respiratory irritation]

In addition to the hazard statements corresponding the GHS classifications, the following non-GHS hazard statement is to be added to the SDS: AUH071: Corrosive to the Respiratory Tract.

### **B. Labelling**

Danger



### C. Pictogram



## X. SAFETY AND HANDLING

### A. First Aid

#### Eye Contact

Immediately flush open eyes with plenty of water for at least 15 minutes. Remove contacts, if present and easy to do. Get medical attention.

#### Skin Contact

Wash thoroughly with soap and water.

#### Inhalation

If inhaled, remove from area to fresh air. Get medical attention if respiratory irritation develops or if breathing becomes difficult.

#### Ingestion

Rinse mouth with water. Do not induce vomiting. Get medical attention. Never give anything by mouth to an unconscious person.

### B. FIRE FIGHTING INFORMATION

#### Extinguishing Media

Water spray, carbon dioxide, foam, dry chemical.

#### Specific Exposure Hazards

None identified.

#### Special Protective Equipment for Firefighters

Wear self-contained breathing apparatus and chemical-protective clothing.



## **C. ACCIDENTAL RELEASE MEASURES**

### Personal Precautions

Use personal protective clothing. Avoid dust formation. Ensure adequate ventilation. Do not breathe dust. Wear respiratory protection if ventilation is inadequate. Avoid contact with skin, eye, and clothing.

### Environmental Precautions

Prevent from entering sewers, waterways, or low areas.

### Steps to be Taken if Material is Released or Spilled

Scoop up and remove.

## **D. STORAGE AND HANDLING**

### General Handling

No special measures necessary provided product is used correctly.

### Other Handling Precautions

Avoid eye and skin contact. Avoid creating or inhaling dust.

### Storage

Keep container tightly closed and in a dry and well-ventilated place. Keep in a cool place. Do not store with alkalis, acids, or reducing agents.

## **E. EXPOSURE CONTROLS / PERSONAL PROTECTION**

### Occupational Exposure Standards

Workplace Australia has not established an occupational exposure standard for sodium perborate tetrahydrate.

### Engineering Controls

Ensure adequate ventilation. Localized ventilation should be used to control dust levels below permissible exposure limits.

### Personal Protection Equipment

#### *Respiratory Protection:*

Use respiratory protection when airborne concentrations are expected to be high.



*Hand Protection:*

Chemical resistant protective gloves.

*Skin Protection:*

Body protection must be chosen depending on activity and possible exposure.

*Eye protection:*

Safety glasses with side-shields.

*Other Precautions:*

Handle in accordance with good industrial hygiene and safety practice. Eyewash fountains and safety showers must be easily accessible.

## **F. TRANSPORT INFORMATION**

Sodium perborate tetrahydrate is not considered hazardous for purposes of transportation by road or rail. An Australian Dangerous Goods code is not required.

## **XI. DISPOSAL**

Disposal should be in accordance with all local, state, and federal regulations.

## **XII. REGULATORY INFORMATION**

Australian AICS Inventory: Listed.

## **XIII. REFERENCES**

ADWG (2011). National Water Quality Management Strategy. Australian Drinking Water Guidelines, Section 6, Australian Government, National Health and Medical Research Council, Natural Resource Management Ministerial Council.

Allen, B.C., Strong, P.L., Price, C.J., Hubbard, S.A., and Daston, G.P. (1996). Benchmark dose analysis of developmental toxicity in rats exposed to boric acid. *Fundam. Appl. Toxicol.* 32: 194-204.



- ANZECC (2000). Australian and New Zealand Guidelines for Fresh and Marine Water Quality. Volume 2, Aquatic Ecosystems – Rationale and Background Information, Australian and New Zealand Environment and Conservation Council (ANZECC) and Agriculture and Resource Management Council of Australia and New Zealand.
- Department of the Environment, Water, Heritage and the Arts [DEWHA] (2009). Environmental risk assessment guidance manual for industrial chemicals, Department of the Environment, Water, Heritage and the Arts, Commonwealth of Australia.
- ECHA. ECHA REACH database: <http://echa.europa.eu/information-on-chemicals/registered-substances>
- ECHA (2010). Member state committee draft support document for identification of boric acid as a substance of very high concern because of its CMR properties. Available at: <https://echa.europa.eu/documents/10162/d51fd473-40ec-4831-bc2d-6f53bdf9cbbe>.
- enHealth Human Risk Assessment [HHRA] (2012). Environmental Health Risk Assessment, Guidelines for Assessing Human Health Risks from Environmental Hazards. Office of Health Protection of the Australian Government Department of Health.
- European Chemicals Agency [ECHA] (2008). Guidance on Information Requirements and Chemical Safety Assessment, Chapter R11: PBT Assessment, European Chemicals Agency, Helsinki, Finland.
- Fail, P.A., George, J.D., Seely, J.C., Grizzle, T.B., and Heindel, J.J. (1991). Reproductive toxicity of boric acid in Swiss (CD-1) mice: assessment using the continuous breeding protocol. *Fundam. Appl. Toxicol.* 17: 225-239.
- Hamilton, S.J., and Wiedmeyer, R.H. (1990). Concentrations of boron, molybdenum and selenium in chinook salmon. *Trans. Amer. Fisheries Soc.* 119: 500-510.
- Heindel, J.J., Price, C.J., Field, E.A., Marr, M.C., Myers, C.B., Morrissey, R.E., and Schwetz, B.A. (1992). Developmental toxicity of boric acid in mice and rats. *Fundam. Appl. Toxicol.* 18: 266-272.
- Klimisch, H.J., Andreae, M., and Tillmann, U. (1997). A systematic approach for evaluating the quality of experimental and toxicological and ecotoxicological data. *Regul. Toxicol. Pharmacol.* 25:1-5.



- National Toxicology Program [NTP] (1987). Toxicology and Carcinogenesis Studies of Boric Acid (CAS No. 10043-35-3) in B6C3F<sub>1</sub> Mice. NTP TR 324, NIH Publication No. 88-2580. National Toxicology Program, U.S. Department of Health and Human Services, National Institute of Health.
- Price, C.J., Strong, P.L., Marr, M.C., Myers, C.B., and Murray, F.J. (1996a). Developmental toxicity NOAEL and postnatal recovery in rats fed boric acid during gestation. *Fundam. Appl. Toxicol.* 32: 179-193.
- Price, C.J., Marr, M.C., Myers, C.B., Seely, J.C., Heindel, J.J., and Schwetz, B.A. (1996b). The developmental toxicity of boric acid in rabbits. *Fundam. Appl. Toxicol.* 34: 176-187.
- Seiler, J.P. (1989). The mutagenic activity of sodium perborate. *Mutat. Res.* 224: 219-227.
- U.S. EPA (2004). U.S. EPA (United States Environmental Protection Agency). Integrated Risk Information System (IRIS) – Boron and Compounds; CASRN 7440-42-8. Available at: <http://www.epa.gov/iris>.
- Watanabe, K., Sakamoto, K., and Sasaki, T. (1998). Comparison on chemically-induced mutation among four bacterial strains, *Salmonella typhimurium* TA102 and TA2638, and *Escherichia coli* Wp2/pKM101 and WP2 *uvrA*/pKM101: collaborative study II. *Mutat. Res.* 412: 17-31.
- Weir, R.J., Jr., and Fisher, R.S. (1972). Toxicologic studies on borax and boric acid. *Toxicol. Appl. Pharmacol.* 23: 351-364.
- WHO (1998). Environmental Health Criteria 204, Boron, International Programme on Chemical Safety, World Health Organization, Geneva, Switzerland.



## SODIUM PERSULFATE

This dossier on sodium persulfate does not represent an exhaustive or critical review of all available data. Rather, it presents the most critical studies pertinent to the risk assessment of sodium persulfate in its use in drilling muds and hydraulic fracturing fluids. Where possible, study quality was evaluated using the Klimisch scoring system (Klimisch *et al.*, 1997).

### I. SUBSTANCE IDENTIFICATION

Chemical Name (IUPAC): Disodium [(sulfonatoperoxy)sulfonyl]oxidanide

CAS RN: 7775-27-1

Molecular formula:  $O_8S_2.2Na$

Molecular weight: 238.1

Synonyms: Sodium persulfate; disodium persulfate; sodium peroxodisulfate; disodium [(sulfonatoperoxy)sulfonyl]oxidanide

SMILES: [O-]S(=O)(=O)OOS(=O)(=O)[O-].[Na+].[Na+]

### II. PHYSICO-CHEMICAL PROPERTIES

**Table 1: Overview of the Physico-chemical Properties of Sodium Persulfate**

Property	Value	Klimisch score	Reference
Physical state at 20°C and 101.3 kPa	White, crystalline, odorless solid	1	ECHA
Melting point	Decomposes at 180°C before melting point is reached.	1	ECHA
Density	1.68 g/cm <sup>3</sup>	1	ECHA
Vapor pressure	Negligible	2	ECHA
Partition coefficient (log K <sub>ow</sub> )	Not applicable	-	-
Water solubility	Very soluble	2	ECHA
Oxidizing properties	Strong oxidizer	4	ECHA





### III. ENVIRONMENTAL FATE PROPERTIES

Sodium persulfate dissociates in aqueous media to the sodium cation ( $\text{Na}^+$ ) and persulfate anion ( $\text{S}_2\text{O}_8^{2-}$ ) (OECD 2005a; ECHA). The persulfate anion will readily hydrolyze (decompose) into sulfate ions.

The rates of hydrolysis are expected to be similar for sodium persulfate, potassium persulfate, and ammonium persulfate. The rates of decomposition (hydrolysis) was measured at 50°C at various pHs. The half-lives increased from 20 hours at pH 1 to 210 hours at pH 10 (Koltoff and Miller, 1951).

Biodegradation is not applicable to inorganic compounds. Sodium persulfate is not expected to bioaccumulate; it will dissociate (and decompose) to ions that are ubiquitous in the environment. Sodium persulfate is not expected to absorb to soil or sediment because of its dissociation properties, instability (hydrolysis), and high water solubility.

### IV. HUMAN HEALTH HAZARD ASSESSMENT

#### A. Summary

Sodium persulfate exhibits moderate acute toxicity by the oral route, and low acute toxicity by the inhalation and dermal routes. In humans, sodium persulfate has the potential for skin irritation; it is also a skin sensitizer to guinea pigs and humans. Human exposure to persulfates (including sodium persulfate) have been linked to a variety of skin and respiratory complaints indicative of sensitization. The complaints consist of immediate and delayed contact hypersensitivity, contact urticarial, rhinitis, bronchitis, and asthma. Repeated oral exposure to sodium persulfate resulted in irritation to the gastrointestinal tract; and respiratory irritation was seen in rats repeatedly exposed by inhalation to ammonium persulfate. Sodium persulfate is not genotoxic. A dermal carcinogenicity study showed no carcinogenic effects in mice. In a screening study, there was no reproductive or developmental toxicity in rats given oral gavage doses of ammonium persulfate.

#### B. Acute Toxicity

The oral  $\text{LD}_{50}$  in male rats is 895 mg/kg (ECHA) [Kl. score = 2].

The 4-hour inhalation  $\text{LC}_{50}$  of sodium persulfate dust is  $>5.1$  mg/L. The mass median aerodynamic diameter (MMAD) ranged from 4.28 to 5.35  $\mu\text{m}$ . The fraction of particles  $\leq 1$   $\mu\text{m}$  in MMAD ranged from 0 to 5.6%. The fraction of particles  $\leq 10$   $\mu\text{m}$  in MMAD ranged from 76.5 to 81.2% (ECHA) [Kl. score = 1].



The dermal LD<sub>50</sub> in rabbits is >2,000 mg/kg (ECHA) [Kl. score = 1].

### **C. Irritation**

Application of 0.5 mL of sodium persulfate (aqueous solution) to the skin of rabbits for 4 hours under occlusive conditions was not irritating (ECHA) [Kl. score = 1]. In another study, application of sodium persulfate to the skin of rabbits was not irritating (ECHA) [Kl. score = 2].

Instillation of sodium persulfate into the eyes of rabbits was slightly irritating. Slight conjunctival effects were noted in five of six animals; all observed effects were completely reversible within 24 hours (ECHA) [Kl. score = 2].

Studies in humans indicate that persulfates have the potential for skin irritation (NICNAS, 2001). Calnan and Schuster (1963) reported skin irritation in a human patch test with 5% ammonium persulfate. Jordan (1998) reported that a mixture with 17.5% persulfates (ammonium, potassium, and sodium) induced skin irritation in human subjects from patches applied under occlusive conditions.

### **D. Sensitization**

Sodium persulfate was a skin sensitizer when tested in a guinea pig maximization test. The concentration of sodium persulfate used in the induction and challenge phases was 0.1% in physiological saline (ECHA) [Kl. score = 1]. Sodium persulfate was not a skin sensitizer to guinea pigs in a Buehler test (dermal application only). The concentration of sodium persulfate used for the induction and challenge phase was 0.3 g (ECHA) [Kl. score = 1].

Sodium persulfate was considered a strong skin sensitizer in a mouse local lymph node assay (ECHA) [Kl. score = 1].

Human exposure to persulfates has been linked to a variety of skin and respiratory complaints indicative of sensitization. The complaints consist of immediate and delayed contact hypersensitivity, contact urticarial, rhinitis, bronchitis, and asthma (NICNAS, 2001).



## **E. Repeated Dose Toxicity**

### Oral

Male and female CR strain rats were fed in their diet 0, 300, 1,000 or 3,000 ppm sodium persulfate for 90-days. On day 48 of the study, the dietary concentration of the group receiving 1,000 ppm was increased to 5,000 ppm for the remainder of the study. Body weights were decreased in the two highest dose groups during the last six weeks of treatment. There were no treatment-related effects on urinalysis, clinical chemistry or hematology parameters. Histopathological findings were limited to the 3,000 ppm group only and consisted of necrosis and atrophy of the gastrointestinal tract epithelial lining. The absence of the gastrointestinal lesions in the group receiving 1,000 ppm for 8 weeks, followed by 5000 ppm for 5 weeks, indicates that the lesions are related both to concentration in diet (dose) and length of exposure. A clear NOAEL for this study is 300 ppm, which is estimated to be 22 mg/kg-day. Another NOAEL may be the 1,000 ppm dietary group for an 8-week exposure period. (ECHA; OECD, 2005a,b). [Kl. score = 2]

### Inhalation

No studies are available on sodium persulfate.

Male and female SD rats were exposed (whole-body) by inhalation to 0, 5, 10.3, or 25 mg/m<sup>3</sup> ammonium persulfate dust, 6 hours/day, 5 days/week for 13 weeks. Additional groups of animals were exposed for 13 weeks, followed by either a 4- or 13-week recovery period. The MMAD was 2.5, 2.7, and 2.5 µm for the 5, 10, and 25 mg/m<sup>3</sup> groups, respectively. No deaths occurred during the study that were considered to be exposure-related. The 25 mg/m<sup>3</sup> animals showed increased respiration rates, as well as a few of the 25 mg/m<sup>3</sup> animals. This clinical sign disappeared during the first few weeks of the recovery period. Body weights of the 25 mg/m<sup>3</sup> animals were significantly lower during most of the exposure period; by the end of the recovery period the body weights were comparable to the controls. Lung weights were increased in the 25 mg/m<sup>3</sup> animals at the end of the 13-week exposure period but were similar to controls after 6 weeks in the recovery period. Histopathologic changes indicative of irritation were seen in the trachea and bronchi/bronchioles in the 25 mg/m<sup>3</sup> animals; these lesions were not seen after 6 weeks in the recovery period. The NOAEL for this study is 10.3 mg/m<sup>3</sup> (ECHA). [Kl. score = 1]

### Dermal

No studies are available.



## F. Genotoxicity

### *In Vitro* Studies

The *in vitro* genotoxicity studies on sodium persulfate are presented below in Table 2.

**Table 2: *In vitro* Genotoxicity Studies on Sodium Persulfate**

Test System	Results*		Klimisch Score	Reference
	-S9	+S9		
Bacterial reverse mutation ( <i>S. typhimurium</i> strains)	-	-	1	ECHA
Unscheduled DNA synthesis (rat hepatocytes)	NA	-	1	ECHA

\*+, positive; -, negative; NA, not applicable

### *In vivo* Studies

Sodium persulfate did not induce micronuclei in the bone marrow cells of male and female mice given a single intraperitoneal injection of 0, 85, 169, or 338 mg/kg sodium persulfate (ECHA) [Kl. score = 2].

## G. Carcinogenicity

No studies are available on sodium persulfate.

A 51-week dermal study in female SENCAR mice exposed to 0.2 ml of a 200 mg/mL solution of ammonium persulfate showed that ammonium persulfate is neither a tumor promoter nor a complete carcinogen when applied to the skin (OECD, 2005a,b; ECHA). [Kl. score = 2]

## H. Reproductive and Developmental Toxicity

No studies are available on sodium persulfate.

A reproductive and developmental toxicity screening study (OECD 421) has been conducted on ammonium persulfate. Male and female Crl:CD (SD)GS BR rats were fed in their diet 0, 40, 100, or 250 mg/kg ammonium persulfate. In the parental animals, there was no treatment-related mortality, clinical signs, body or organ weight changes,



or effects seen in gross necropsy. There were no effects on reproductive performance, fertility, fetal anomalies, fetal viability, spermatogenesis, spermatogenic cycle. The NOAEL for reproductive and developmental toxicity and parental toxicity is 250 mg/kg-day, the highest dose tested (ECHA). [KI. score = 1]

## **V. DERIVATION OF TOXICOLOGICAL REFERENCE AND DRINKING WATER GUIDANCE VALUES**

Toxicological reference values were not derived. Sodium persulfate dissociates in water to sodium and persulfate ions. The persulfate ions will further hydrolyze to sulfate ions.

**The Australian drinking water guideline value for sodium is 180 mg/L based on aesthetics (ADWG, 2011).**

**The Australian drinking water guideline value for sulfate is 500 mg/L based on health. Concentrations of >500 mg/L can have purgative effects. There is also an Australian drinking water guideline value for sulfate of 250 mg/L based on aesthetics; it is the taste threshold (ADWG, 2011).**

## **VI. HUMAN HEALTH HAZARD ASSESSMENT OF PHYSICO-CHEMICAL PROPERTIES**

Sodium persulfate is an oxidizing solid.

Sodium persulfate does not exhibit the following physico-chemical properties:

- Explosivity
- Flammability

## **VII. ENVIRONMENTAL HAZARD ASSESSMENT**

### **A. Summary**

Sodium persulfate has a low toxicity concern to aquatic organisms.

### **B. Aquatic Toxicity**

#### Acute Studies

Table 3 lists the results of acute aquatic toxicity studies on sodium persulfate.



**Table 3: Acute Aquatic Toxicity Studies on Sodium Persulfate**

Test Species	Endpoint	Results (mg/L)	Klimisch score	Reference
<i>Oncorhynchus mykiss</i>	96-h LC <sub>50</sub>	163	1	ECHA
<i>Daphnia magna</i>	48-h EC <sub>50</sub>	133	1	ECHA
<i>Selenastrum capricornutum</i>	72-h EC <sub>50</sub>	116	1	ECHA

#### Chronic Studies

No data are available.

#### **C. Terrestrial Toxicity**

No data are available.

#### **D. Calculation of PNEC**

The PNEC calculations for sodium persulfate follow the methodology discussed in DEWHA (2009).

##### PNEC water

Experimental results are available for three trophic levels. Acute E(L)C<sub>50</sub> values are available for fish (163 mg/L), *Daphnia* (133 mg/L), and algae (116 mg/L). On the basis that the data consists of short-term results from three trophic levels, an assessment factor of 100 has been applied to the lowest reported effect concentration of 116 mg/L for algae. The PNEC<sub>water</sub> is 1.2 mg/L.

##### PNEC sediment

No experimental toxicity data on sediment organisms are available. Sodium persulfate dissociates completely in water with its environmental distribution is dominated by its high water solubility. K<sub>ow</sub> and K<sub>oc</sub> parameters do not readily apply to inorganics, such as sodium persulfate. Thus, the equilibrium partitioning method cannot be used to calculate the PNEC<sub>sediment</sub>. Based on its properties, no adsorption of sodium persulfate to sediment is to be expected, and the assessment of this compartment will be covered by the aquatic assessment.



#### PNEC soil

No experimental toxicity data on terrestrial organisms are available. The environmental distribution of sodium persulfate is dominated by its water solubility. Sorption of sodium persulfate should probably be regarded as a reversible situation, *i.e.*, the substance is not tightly nor permanently bound.  $K_{oc}$  and  $K_{ow}$  parameters do not readily apply to inorganics, such as sodium persulfate. Thus, the equilibrium partitioning method cannot be used to calculate the  $PNEC_{soil}$ . Based on its properties, sodium persulfate is not expected to significantly adsorb to soil, and the assessment of this compartment will be covered by the aquatic assessment.

### **VIII. PBT Assessment**

The methodology for the Persistent, Bioaccumulative and Toxic (PBT) substances assessment is based on the Australian and EU Reach Criteria methodology (DEWHA, 2009; ECHA, 2008).

Sodium persulfate is an inorganic compound that dissociates completely to sodium and persulfate ions in aqueous solutions. Persulfate ions are further hydrolysed to sulphate ions. Biodegradation is not applicable to these compounds. For the purposes of this PBT assessment, the persistent criteria are not considered applicable to sodium persulfate or its dissociated compounds.

Sodium persulfate is an inorganic compound that dissociates completely in water to ionic compounds that are ubiquitous in the environment. Thus, sodium persulfate is not expected to bioaccumulate.

There are no chronic aquatic toxicity data on sodium persulfate. The acute  $E(L)C_{50}$  values for fish, invertebrates, and algae are  $>1$  mg/L. Thus, sodium persulfate does not meet the screening criteria for toxicity.

The overall conclusion is that sodium persulfate is not a PBT substance.

### **IX. CLASSIFICATION AND LABELING**

#### **A. Classification**

Oxidizing Solid Category 3

Acute Toxicity Category 4 [Oral]

Skin Irritant Category 2

Eye Irritant Category 2



Skin Sensitizer Category 1  
Respiratory Sensitization Category 1  
STOT SE Category 3 [Respiratory Irritation]

## B. Labelling

Danger

## C. Pictogram



## X. SAFETY AND HANDLING

### A. First Aid

#### Eye Contact

Immediately flush open eyes with plenty of water for at least 15 minutes. Remove contacts, if present and easy to do. Get medical attention.

#### Skin Contact

Wash thoroughly with soap and water.

#### Inhalation

If inhaled, remove from area to fresh air. Get medical attention if respiratory irritation develops or if breathing becomes difficult.

#### Ingestion

Rinse mouth with water and then drink plenty of water. Get medical attention. Never give anything by mouth to an unconscious person.

## B. FIRE FIGHTING INFORMATION

#### Extinguishing Media

Water spray, carbon dioxide, foam, dry chemical.





#### Specific Exposure Hazards

May emit toxic fumes under fire conditions. Depending on conditions, decomposition products may include the following: sulfur oxides.

#### Special Protective Equipment for Firefighters

Wear self-contained breathing apparatus and chemical-protective clothing.

### **C. ACCIDENTAL RELEASE MEASURES**

#### Personal Precautions

Use personal protective clothing. Avoid dust formation. Ensure adequate ventilation. Do not breathe dust. Wear respiratory protection if ventilation is inadequate. Avoid contact with skin, eye, and clothing.

#### Environmental Precautions

Prevent from entering sewers, waterways, or low areas.

#### Steps to be Taken if Material is Released or Spilled

Scoop up and remove.

### **D. STORAGE AND HANDLING**

#### General Handling

Good general ventilation should be used. Ventilation rates should be matched to conditions. If applicable, use process enclosures, local exhaust ventilation, or other engineering controls to maintain airborne levels below recommended exposure limits.

#### Other Handling Precautions

Avoid eye and skin contact. Avoid creating or inhaling dust.

#### Storage

Keep container tightly closed and in a dry and well-ventilated place. Keep in a cool place. Do not store with alkalis, acids, or reducing agents.

### **E. EXPOSURE CONTROLS / PERSONAL PROTECTION**

#### Occupational Exposure Standards

The workplace exposure standard for sodium persulfate in Australia is 0.01 mg/m<sup>3</sup> as a peak exposure. A peak limitation is defined by Safe Work Australia as a maximum or



peak airborne concentration of a substance determined over the shortest analytically practicable period of time which does not exceed 15 minutes.

#### Engineering Controls

Ensure adequate ventilation. Localized ventilation should be used to control dust levels below permissible exposure limits.

#### Personal Protection Equipment

##### *Respiratory Protection:*

Use respiratory protection when airborne concentrations are expected to be high.

##### *Hand Protection:*

Chemical resistant protective gloves.

##### *Skin Protection:*

Body protection must be chosen depending on activity and possible exposure.

##### *Eye protection:*

Safety glasses with side-shields.

##### *Other Precautions:*

Handle in accordance with good industrial hygiene and safety practice. Eyewash fountains and safety showers must be easily accessible. Remove and wash contaminated clothing before re-use. Contaminated work clothing should not be allowed out of the workplace.

## **F. TRANSPORT INFORMATION**

UN1505 SODIUM PERSULPHATE

Class: 5.1

Packing Group: III

## **XI. DISPOSAL**

Disposal should be in accordance with all local, state, and federal regulations.



## XII. REGULATORY INFORMATION

Australian AICS Inventory: Listed.

## XIII. REFERENCES

- ADWG (2011). National Water Quality Management Strategy. Australian Drinking Water Guidelines, Section 6, Australian Government, National Health and Medical Research Council, Natural Resource Management Ministerial Council.
- Calnan, C.D., and Shuster, S. (1963). Reactions to ammonium persulfate. Arch. Dermatol. 46: 812-815.
- Department of the Environment, Water, Heritage and the Arts [DEWHA] (2009). Environmental risk assessment guidance manual for industrial chemicals, Department of the Environment, Water, Heritage and the Arts, Commonwealth of Australia.
- ECHA. ECHA REACH database: <http://echa.europa.eu/information-on-chemicals/registered-substances>
- enHealth Human Risk Assessment [HHRA] (2012). Environmental Health Risk Assessment, Guidelines for Assessing Human Health Risks from Environmental Hazards. Office of Health Protection of the Australian Government Department of Health.
- European Chemicals Agency [ECHA] (2008). Guidance on Information Requirements and Chemical Safety Assessment, Chapter R11: PBT Assessment, European Chemicals Agency, Helsinki, Finland.
- Jordan, W.P. (1998). Human sensitization study of three persulfates in a representative vehicle used for bleaching hair. Unpublished data submitted to CFFA; cited in Pang and Fiume (2001).
- Klimisch, H.J., Andreae, M., and Tillmann, U. (1997). A systematic approach for evaluating the quality of experimental and toxicological and ecotoxicological data. Regul. Toxicol. Pharmacol. 25:1-5.
- Koltoff, I., and Miller, I.K. (1951). The chemistry of persulfate. I. The kinetics and mechanism of the decomposition of the persulfate ion in aqueous medium. J. Am. Chem. Soc. 73: 3055-3059.



- National Industrial Chemicals Notification and Assessment Scheme [NICNAS] (2001). Ammonium, Potassium and Sodium Persulfate. Priority Existing Chemical Assessment Report No. 18. Available at: <https://www.nicnas.gov.au/chemical-information/pec-assessments>.
- OECD (2005a). IUCLID Data Set for Ammonium persulfate (CAS No. 7727-54-0); Potassium persulfate (CAS No. 7727-27-1); Sodium persulfate (CAS No. 7775-27-1), UNEP Publications. Available at: [http://webnet.oecd.org/Hpv/UI/SIDS\\_Details.aspx?id=5D4B16BE-8BA8-4BE4-8787-469DE31A76E9](http://webnet.oecd.org/Hpv/UI/SIDS_Details.aspx?id=5D4B16BE-8BA8-4BE4-8787-469DE31A76E9).
- OECD (2005b). Screening Information Dataset (SIDS) Initial Assessment Report for Ammonium persulfate (CAS No. 7727-54-0); Potassium persulfate (CAS No. 7727-27-1); Sodium persulfate (CAS No. 7775-27-1), UNEP Publications. Available at: [http://webnet.oecd.org/Hpv/UI/SIDS\\_Details.aspx?id=5D4B16BE-8BA8-4BE4-8787-469DE31A76E9](http://webnet.oecd.org/Hpv/UI/SIDS_Details.aspx?id=5D4B16BE-8BA8-4BE4-8787-469DE31A76E9).
- Pang, S., and Fiume, M.Z. (2001). Cosmetics Ingredient Review: Final Report on the Safety Assessment of Ammonium, Potassium, and Sodium Persulfate. Intl. J. Toxicol. 20(Suppl 3): 7-21.



## SODIUM POLYACRYLATE

This dossier on sodium polyacrylate do not represent an exhaustive or critical review of all available data. Rather, it presents the most critical studies pertinent to the risk assessment of sodium polyacrylate in its use in drilling muds and hydraulic fracturing fluids. The majority of information presented in this dossier was obtained from the HERA document on polyacrylic acid homopolymers and their sodium salts (CAS 9003-04-7) (HERA, 2014). Where possible, study quality was evaluated using the Klimisch scoring system (Klimisch et al., 1997).

### I. SUBSTANCE IDENTIFICATION

**Chemical Name (IUPAC):** 1-Propenoic acid, homopolymer, sodium salt

**CAS RN:** 9003-04-7

**Molecular formula:**  $(C_3H_4O_2)_x \cdot x \cdot Na$

**Molecular weight:** Variable

**Synonyms:** 2-Propenoic acid, homopolymer, sodium salt; polyacrylic acid, sodium salt, sodium polyacrylate; acrylic acid, polymers, sodium salt; poly(acrylic acid), sodium salt; polyacrylate sodium salt

### II. PHYSICO-CHEMICAL PROPERTIES

Sodium polyacrylates are polymers that range in molecular weight (MW) from 1,000 to 78,000 (HERA, 2014). The sodium polyacrylates mostly used in detergents have a typical molecular weight of approximately 4,500 (HERA, 2014). For sodium polyacrylate (MW 4,500), the melting point is  $>150^\circ\text{C}$ , where it decomposes; and the water solubility is  $>400\text{ g/L}$  (HERA, 2014).

### III. ENVIRONMENTAL FATE PROPERTIES

#### A. Summary

Sodium polyacrylates are not readily biodegradable. Due to their high molecular weights, sodium polyacrylates are not expected to bioaccumulate. In addition, these water-soluble polymers can form insoluble calcium salts in natural waters, suggesting that bioaccumulation is unlikely.

#### B. Abiotic Degradation

Abiotic degradation mechanisms, such as photolytic and hydrolytic processes, do not significantly influence the environmental fate of sodium polyacrylates (HERA, 2014).

#### C. Biodegradation

Sodium polyacrylates are not readily biodegradable, but are partly accessible to ultimate biodegradation particularly under long incubation conditions. Sodium polyacrylates with MW of  $<2,000$  are partly biodegradable under the conditions of soil and sediment inoculation. Test results with activated sludge inoculum indicate different elimination degrees, apparently due to adsorption and precipitation processes. The removal degrees of different sodium polyacrylates show no clear relationship between elimination extent and molecular weight (HERA, 2014).



#### **D. Bioaccumulation**

No experimental studies are available on sodium polyacrylates. Estimated bioconcentration factors based on octanol-water coefficients are not appropriate since the molecular weights of these polymers are higher than the molecular weight range for the QSAR models. Due to their high molecular weights, sodium polyacrylates are not expected to bioaccumulate. In addition, these water-soluble polymers can form insoluble calcium salts in natural waters, suggesting that bioaccumulation is unlikely.

### **IV. HUMAN HEALTH HAZARD ASSESSMENT**

#### **A. Summary**

The acute toxicity of sodium polyacrylates are very low by the oral and dermal routes. These polymers are not irritating to the skin and eyes; nor are they skin sensitizers. No systemic toxicity was observed in rats given high oral doses of a sodium polyacrylate for four weeks; pulmonary irritation was seen in rats that inhaled an aerosol or dust of a sodium polyacrylate for 13 weeks, but there was no systemic toxicity. No developmental toxicity was seen in rats when given high oral doses of sodium polyacrylates. Sodium polyacrylates are not genotoxic.

#### **B. Acute Toxicity**

Acute oral toxicity studies have been conducted in rats on sodium polyacrylates with molecular weights (MW) of 1,000 to 78,000. The oral LD<sub>50</sub> values are >5,000 or >10,000 mg/kg (the highest doses tested), with the exception of one study on a 3,500 MW sodium polyacrylate, which was reported to be >1,000 mg/kg (the attainable limit dose of a 10% aqueous solution) (HERA, 2014). [Kl. scores = 2]

The dermal LD<sub>50</sub> values in rabbits for sodium polyacrylates with MW of 1,000 or 4,500 are >5,000 mg/kg (HERA, 2014). [Kl. scores = 2]

No acute inhalation studies are available.

#### **C. Irritation**

The sodium polyacrylates with MW of 1,000 to 78,000 are not irritating to the skin or eyes (HERA, 2014). [Kl. scores = 2]

#### **D. Sensitisation**

Sodium polyacrylates with MW of 4,500 or 78,000 were not dermal sensitizers in the guinea pig maximization test (HERA, 2014). [Kl. scores = 2 and 4, respectively]

#### **E. Repeated Dose Toxicity**

##### Oral

Male rats were fed diets containing 0 or 2.5% sodium polyacrylate (MW 2,500) for four weeks. Body weight, body weight gain, and appearance of the animals were similar between treated and control animals. In the fourth week of the study, a small, but significant, decrease in total weight of bone minerals was detected and confirmed by radiographic and histological examination. There was a significant reduction in the concentration of magnesium in the bones and plasma of the treated



animals. Calcium loss was slight and not statistically significant. Urinary excretion of sodium and phosphorus was markedly increased; calcium only slightly increased. The authors of the study interpreted the finding as a metabolic imbalance rather than systemic toxicity. Sodium excretion could have been increased by the high intake of the sodium-neutralized test substance. The NOAEL for the study was considered to be 2.5% sodium polyacrylate in the diet, which was estimated to be 1,136 mg/kg-day (HERA, 2014). [Kl. score = 2]

#### Inhalation

Male and female rats were exposed by inhalation to 0, 0.2, 1.0, or 5.0 mg/m<sup>3</sup> sodium polyacrylate (MW 4,500) as an aerosol for 6 hours/day, 5 days/week for 13 weeks. Additional groups of animals were exposed for 13 weeks followed by a 91-day recovery period. There were no treatment-related effects on body weights, organ weights, feed and water consumption, clinical observations, and blood chemistry. In the histopathologic examination, the lungs of the mid- and high-dose animals showed signs of mild pulmonary irritation: increases in polymorphonuclear granulocytes or alveolar macrophages, pneumocyte hyperplasia, alveolar wall thickening and focal alveolitis. The lung effects were reversible and were not seen in the recovery group animals. The NOEC for systemic effects in this study was considered to be 5 mg/m<sup>3</sup>, and the NOEC for localized irritation is 0.2 mg/m<sup>3</sup> (HERA, 2014). [Kl. score = 2]

#### Dermal

No studies are available.

### **F. Genotoxicity**

#### In Vitro Studies

The results of the *in vitro* studies on sodium polyacrylates are presented below in Table 1. All of the studies show that sodium polyacrylates are not mutagenic or genotoxic.

**Table 1: In Vitro Genotoxicity Studies on Sodium Polyacrylates (HERA, 2014)**

Mean MW	Test System	Results*	Klimisch Score	Reference
2,000	Bacterial reverse mutation	-	2	HERA (2014)
2,000	Mouse lymphoma	-	2	HERA (2014)
2,000	Unscheduled DNA synthesis	-	2	HERA (2014)
4,500	Bacterial reverse mutation	-	2	HERA (2014)
4,500	Mouse lymphoma	-	2	HERA (2014)
4,500	Unscheduled DNA synthesis	-	2	HERA (2014)
4,500	Cytogenetic (CHO cells)	-	2	HERA (2014)
4,500	Bacterial reverse mutation	-	2	HERA (2014)
4,500	Mammalian cell gene mutation	-	2	HERA (2014)
4,500	Unscheduled DNA synthesis	-	2	HERA (2014)

\*+, positive; -, negative



## In Vivo Studies

There was no increase in micronuclei in polychromatic erythrocytes from the bone marrow of mice given a single oral gavage dose of 13,850 mg/kg sodium polyacrylate with a MW of 2,000 (HERA, 2014).

### **G. Carcinogenicity**

No studies are available.

### **H. Reproductive Toxicity**

No studies are available

### **I. Developmental Toxicity**

Pregnant female rats were dosed by oral gavage with 0, 500, 1,000, or 3,000 mg/kg sodium polyacrylate (MW 4,500) on GD 6 to 15. At 3,000 mg/kg, the dams had soft or liquid stools during the treatment period. There was no maternal or developmental toxicity observed in this study. The NOAEL for maternal and developmental toxicity is 3,000 mg/kg-day (HERA, 2014). [Kl. score = 2]

Pregnant female rats were dosed by oral gavage with 0, 125, 375, or 1,125 mg/kg sodium polyacrylate (MW 90,000 as a 77.5% aq. solution) during GD 6 to 13. Some of the dams were sacrificed on GD 13 and the remaining on GD 19. One mid-dose dam and 6 high-dose dams died during the study; of these, three of the high-dose deaths were treatment-related and the remaining were considered the result of gavage errors. There was a transient decrease in feed consumption in the high-dose dams during GD 7-9, but not other indications of maternal toxicity. There was no developmental toxicity. The NOAELs for maternal and developmental toxicity are 375 and 1,125 mg/kg-day (HERA, 2014). [Kl. score = 2]

## **V. DERIVATION OF TOXICOLOGICAL REFERENCE AND DRINKING WATER GUIDANCE VALUES**

NICNAS has assessed sodium polyacrylates in an IMAP Tier 1 assessment and considers it “a chemical identified as low concern to human health by application of expert validated rules”.<sup>1</sup>

The toxicological reference values developed for sodium polyacrylates follow the methodology discussed in enHealth (2012). The approach used to develop drinking water guidance values is described in the Australian Drinking Water Guidelines (ADWG, 2011).

### **A. Non-Cancer**

#### Oral

A 4-week dietary study showed no systemic toxicity in rats given 2.5% sodium polyacrylate (MW 2,500) in their feed. The estimated dose is 1,136 mg/kg-day. Two pre-natal developmental toxicity studies showed no effects at the highest dose tested: 3,000 and 1,125 mg/kg-day for sodium polyacrylates with MW of 4,500 and 90,000, respectively. The NOAEL of 1,136 mg/kg-day from the 4-week dietary study will be used for determining the oral Reference dose (RfD) and the drinking water guidance value.

---

<sup>1</sup>[https://www.nicnas.gov.au/chemical-information/imap-assessments/imap-assessments/tier-i-human-health-assessments#cas-A\\_9003-04-7](https://www.nicnas.gov.au/chemical-information/imap-assessments/imap-assessments/tier-i-human-health-assessments#cas-A_9003-04-7)





### *Oral Reference Dose (oral RfD)*

$$\text{Oral RfD} = \text{NOAEL} / (\text{UF}_A \times \text{UF}_H \times \text{UF}_L \times \text{UF}_{\text{Sub}} \times \text{UF}_D)$$

Where:

$\text{UF}_A$  (interspecies variability) = 10

$\text{UF}_H$  (intraspecies variability) = 10

$\text{UF}_L$  (LOAEL to NOAEL) = 1

$\text{UF}_{\text{Sub}}$  (subacute to chronic) = 10

$\text{UF}_D$  (database uncertainty) = 1

$$\text{Oral RfD} = 1,136 (10 \times 10 \times 1 \times 10 \times 1) = 1,136/1,000 = \underline{1.0 \text{ mg/kg-day}}$$

### *Drinking water guidance value*

$$\text{Drinking water guidance value} = (\text{animal dose}) \times (\text{human weight}) \times (\text{proportion of intake from water}) / (\text{volume of water consumed}) \times (\text{safety factor})$$

Using the oral RfD:

$$\text{Drinking water guidance value} = (\text{oral RfD}) \times (\text{human weight}) \times (\text{proportion of water consumed}) / (\text{volume of water consumed})$$

where:

Human weight = 70 kg (ADWG, 2011)

Proportion of water consumed = 10% (ADWG, 2011)

Volume of water consumed = 2L (ADWG, 2011)

$$\text{Drinking water guidance value} = (1 \times 70 \times 0.1)/2 = \underline{3.5 \text{ mg/L}}$$

## **B. Cancer**

No carcinogenicity studies have been conducted on sodium polyacrylates. Therefore, a cancer reference value was not derived.

## **VI. Human Health Hazard Assessment of Physico-Chemical Properties**

Sodium polyacrylates do not exhibit the following physico-chemical properties:

- Flammability
- Explosivity
- Oxidising potential.

## **VII. ENVIRONMENTAL HAZARD ASSESSMENT**

### **A. Summary**

Sodium polyacrylates are a low toxicity concern for aquatic organisms, terrestrial invertebrates, and plants.



## B. Aquatic Toxicity

### Acute Studies

Table 2 lists the results of acute aquatic toxicity studies on sodium polyacrylates.

**Table 2: Acute Aquatic Toxicity Studies on Sodium Polyacrylates**

Mean MW	Test Species	Endpoint	Results (mg/L)	Klimisch score	Reference
1,000	<i>Brachydanio rerio</i>	96-hr LC <sub>50</sub>	>200	1	HERA, 2014
1,000	<i>Salmo gairdneri</i>	96-hr LC <sub>50</sub>	>1,000	1	HERA, 2014
1,200	<i>Leuciscus idus</i>	96-hr LC <sub>50</sub>	>500	1	HERA, 2014
2,000	<i>Brachydanio rerio</i>	96-hr LC <sub>50</sub>	>200	1	HERA, 2014
2,500	<i>Leuciscus idus</i>	96-hr LC <sub>50</sub>	>500	1	HERA, 2014
4,500	<i>Lepomis macrochirus</i>	96-hr LC <sub>50</sub>	>1,000	1	HERA, 2014
4,500	<i>Lepomis macrochirus</i>	96-hr LC <sub>50</sub>	>1,000	1	HERA, 2014
8,000	<i>Leuciscus idus</i>	96-hr LC <sub>50</sub>	>500	1	HERA, 2014
10,000	<i>Lepomis macrochirus</i>	96-hr LC <sub>50</sub>	>1,000	1	HERA, 2014
15,000	<i>Leuciscus idus</i>	96-hr LC <sub>50</sub>	>10,000	1	HERA, 2014
78,000	<i>Brachydanio rerio</i>	96-hr LC <sub>50</sub>	>400	2	HERA, 2014
1,000	<i>Daphnia magna</i>	48-hr EC <sub>50</sub>	>200	1	HERA, 2014
1,000	<i>Daphnia magna</i>	48-hr EC <sub>50</sub>	>1,000	1	HERA, 2014
2,000	<i>Daphnia magna</i>	48-hr EC <sub>50</sub>	>200	1	HERA, 2014
4,500	<i>Daphnia magna</i>	48-hr EC <sub>50</sub>	>200	1	HERA, 2014
4,500	<i>Daphnia magna</i>	48-hr EC <sub>50</sub>	>1,000	1	HERA, 2014
78,000	<i>Daphnia magna</i>	24-hr EC <sub>50</sub>	276	2	HERA, 2014
8,000	<i>Selenastrum capricornutum</i>	72-hr EC <sub>50</sub>	40	1	HERA, 2014
78,000	<i>Scenedesmus subspicatus</i>	96-hr EC <sub>50</sub>	44	2	HERA, 2014

### Chronic Studies

Table 3 lists the results of chronic aquatic toxicity studies on sodium polyacrylates.

**Table 3: Chronic Aquatic Toxicity Studies on Sodium Polyacrylates (HERA, 2014)**

Mean MW	Test Species	Endpoint	Results (mg/L)	Klimisch score	Reference
4,500	<i>Pimephales promelas</i>	32-d NOEC	56	2	HERA, 2014
4,500	<i>Brachydanio rerio</i>	28-d NOEC	>450	1	HERA, 2014
78,000	<i>Brachydanio rerio</i>	14-d NOEC	>400	2	HERA, 2014
4,500	<i>Daphnia magna</i>	21-d NOEC	450	1	HERA, 2014



Mean MW	Test Species	Endpoint	Results (mg/L)	Klimisch score	Reference
4,500	<i>Daphnia magna</i>	21-d NOEC	58	1	HERA, 2014
4,500	<i>Daphnia magna</i>	21-d NOEC	12	2	HERA, 2014
78,000	<i>Daphnia magna</i>	21-d NOEC	100	2	HERA, 2014
4,500	<i>Scenedesmus subspicatus</i>	96-hr NOEC	180	2	HERA, 2014
78,000	<i>Scenedesmus subspicatus</i>	96-hr NOEC	32.8	2	HERA, 2014

There is considerable variability in the chronic aquatic toxicity results for *Daphnia magna* for sodium polyacrylates with the same molecular weight of 4,500. This was discussed in HERA (2014) and was explained by the solubility of sodium polyacrylates in water. In distilled water, the solubility of sodium polyacrylates with the molecular weight of 4,500 is >400 mg/L; however, under test conditions water solubility will decrease due to the presence of Ca<sup>++</sup> and Mg<sup>++</sup> (as measured by water hardness). In a study by BASF (reviewed in HERA, 2014), the water solubility of sodium polyacrylate (MW 4,500) was determined with radiolabelled compounds in a test system with a calcium concentration of 70 mg/L, which corresponds to the mean water hardness to the media used in an OECD TG 202 test. Under these conditions, the water solubility of sodium polyacrylate was 1.3 mg/L after 24 hours. So, one explanation for the variability of the chronic *Daphnia* studies may be due to differences in water hardness.

### C. Toxicity to Sediment Organisms

The 96-hr EC<sub>0</sub> to *Chironomus riparius* (larvae) is >4,500 mg/kg sediment dry weight (HERA, 2014).

### D. Terrestrial Toxicity

The results of terrestrial toxicity studies on sodium polyacrylate polymers are listed below.

**Table 4: Terrestrial Toxicity Studies on Sodium Polyacrylates (HERA, 2014)**

Mean MW	Test Species	Endpoint	Results (mg/L)	Klimisch score	Reference
4,500	<i>Eisenia foetida foetida</i>	14-d EC <sub>0</sub>	1,000	1	HERA, 2014
78,000	<i>Eisenia foetida andrei</i>	14-d EC <sub>0</sub>	1,000	2	HERA, 2014
78,000	<i>Brassica rapa</i>	21-d NOEC	1,000	2	HERA, 2014
4,500	Nitrogen transformation*	28-d EC <sub>10</sub>	>2,500	1	HERA, 2014
4,500	Carbon transformation*	28-d EC <sub>10</sub>	>2,500	1	HERA, 2014

\*Soil organisms

### E. Calculation of PNEC

The PNEC calculations for sodium polyacrylates follow the methodology discussed in DEWHA (2009).



### PNEC water

Experimental results are available for three trophic levels. Acute E(L)C<sub>50</sub> values are available for fish (>200 mg/L), invertebrates (>200 mg/L), and plants (40 mg/L). Results from chronic studies are also available for all three trophic levels, with the lowest NOEC being 12 mg/L for invertebrates. On the basis that the data consists of short-term and long-term results from three trophic levels, an assessment factor of 10 has been applied to the lowest reported NOEC of 12 mg/L for invertebrates. The PNEC<sub>water</sub> is 1.2 mg/L.

### PNEC sediment

Experimental results are available for one trophic level. There were no visual signs of toxicity to *Chironomus riparius* (larvae) at the highest concentration tested (>4,500 mg/kg sediment dry weight) (HERA 2014). The EC<sub>0</sub> is considered to be above 4,500 mg/kg and an assessment factor cannot apply. Thus, the equilibrium partitioning method will be used to determine the PNEC<sub>sed</sub>. The HERA (2014) risk assessment calculated a PNEC<sub>sed</sub> of 130 mg/kg sediment wet weight using the default of 0.05 as the weight fraction of organic carbon in sediment according to the EU Technical Guidance Document (TGD) (EU 2003).

### PNEC soil

Experimental results are available for three trophic levels. An acute LC<sub>50</sub> value is available for earthworms (1,000 mg/kg soil dry weight). A 21-day NOEC for *Brassica rapa* was reported to be 1,000 mg/kg soil dry weight. Results from two long-term studies are available for soil microorganisms, with the NOECs for nitrogen and carbon transformation being >2,500 mg/kg soil dry weight. On the basis that the data consists of short-term tests, as well as one long-term test from one trophic level, an assessment factor of 100 has been applied to the lowest reported long-term NOEC of >2,500 mg/kg soil dry weight. The PNEC<sub>soil</sub> is 25 mg/kg soil dry weight.

## **VIII. PBT ASSESSMENT**

The methodology for the Persistent, Bioaccumulative and Toxic (PBT) substances assessment is based on the Australian and EU Reach Criteria methodology (DEWHA, 2009, ECHA, 2008).

The sodium polyacrylates are not readily biodegradable; thus they meet the screening criteria for persistence.

The sodium polyacrylates are expected to have high molecular weights and are not expected to be bioavailable. Thus these polymers do not meet the criteria for bioaccumulation.

Chronic NOECs for fish, daphnia and algae are available for sodium polyacrylates, and the NOEC values are >0.1 mg/L. Thus sodium polyacrylates do not meet the screening criteria for toxicity.

The overall conclusion is that sodium polyacrylates are not PBT substances.

## **IX. CLASSIFICATION AND LABELLING**

### **A. Classification**

Aquatic Acute Toxicity Category 3



## **B. Labelling**

No signal word.

## **C. Pictograms**

None.

## **X. SAFETY AND HANDLING**

### **A. First Aid**

#### Eye Contact

In case of contact, immediately flush eyes with plenty of water for at least 5 minutes. If symptoms persist, seek medical advice.

#### Skin Contact

Wash thoroughly with soap and water..

#### Inhalation

If inhaled, remove from area to fresh air. Get medical attention if respiratory irritation develops or if breathing becomes difficult.

#### Ingestion

Rinse mouth with water and then drink plenty of water. Never give anything by mouth to an unconscious person. If symptoms develop, seek medical advice.

## **B. Firefighting Information**

#### Extinguishing Media

Water fog, carbon dioxide, foam, dry chemical.

#### Specific Exposure Hazards

Burning produces harmful and toxic fumes. Heat from fire may melt, decompose polymer, and generate flammable vapors. Combustion products may include: Carbon monoxide, carbon dioxide, and unburned hydrocarbons (smoke). Dust can accumulate static charges which can cause an incendiary electrical discharge. Fine dust dispersed in air in sufficient concentrations, and in the presence of an ignition source, is a potential dust explosion hazard.

#### Special Protective Equipment for Firefighters

Wear a self-contained breathing apparatus.



## **C. Accidental Release Measures**

### Personal Precautions

Use appropriate protective equipment. Potential combustible dust hazard. Avoid generating dust. Creates dangerous slipping hazard on any hard smooth surface.

### Environmental Precautions

Prevent from entering sewers, waterways, or low areas.

### Steps to be Taken if Material is Released or Spilt

Scoop up and remove.

## **D. Storage and Handling**

### General Handling

Avoid dust accumulation in enclosed space. Avoid generating dust; fine dust dispersed in air in sufficient concentrations, and in the presence of an ignition source is a potential dust explosion hazard. Electrostatic charge may build up during handling. Equipment, container and metal containers should be grounded and bonded.

### Storage

Keep container tightly closed and in a dry and well-ventilated place. Keep in a cool place. Use adequate ventilation to avoid excessive dust accumulation. Store away from excessive heat and away from strong oxidizing agents. Take measures to prevent the build up of electrostatic charge.

## **E. Exposure Controls/Personal Protection**


### Occupational Exposure Standards

Workplace Australia has not established an occupational exposure limit for sodium polyacrylates.

### Engineering Controls

Use in a well ventilated area. Avoid creating dust. Take precautionary measures against static charge.

### Personal Protection Equipment

*Respiratory Protection:* Not normally needed. But if significant exposures are possible then the following respirator is recommended:  Dust/mist respirator.

*Hand Protection:* Normal work gloves.

*Skin Protection:* Normal work coveralls.

*Eye protection:* Wear safety glasses or goggles to protect against exposure.



*Other Precautions:* Handle in accordance with good industrial hygiene and safety practice. Eyewash fountains and safety showers must be easily accessible.

## **F. Transport Information**

Sodium polyacrylates are not considered hazardous for purposes of transportation by road or rail. An Australian Dangerous Goods code is not required.

## **XI. DISPOSAL**

Disposal should be in accordance with all local, state, and federal regulations.

## **XII. REGULATORY INFORMATION**

Australian AICS Inventory: Listed.

## **XIII. REFERENCES**

ADWG (2011). National Water Quality Management Strategy. Australian Drinking Water Guidelines, Section 6, Australian Government, National Health and Medical Research Council, Natural Resource Management Ministerial Council.

Department of the Environment, Water, Heritage and the Arts (DEWHA). (2009). Environmental risk assessment guidance manual for industrial chemicals, Department of the Environment, Water, Heritage and the Arts, Commonwealth of Australia.

enHealth Human Risk Assessment (HHRA). (2012). Environmental Health Risk Assessment, Guidelines for Assessing Human Health Risks from Environmental Hazards. Office of Health Protection of the Australian Government Department of Health.

European Chemicals Agency (ECHA). (2008). Guidance on Information Requirements and Chemical Safety Assessment, Chapter R11: PBT Assessment, European Chemicals Agency, Helsinki, Finland.

HERA (2014). Human & Environmental Risk Assessment (HERA) on ingredients of European household cleaning products. Polycarboxylates used in detergents (Part I): Polyacrylic acid homopolymers and their sodium salts (CAS 9003-04-7). ([http://www.heraproject.com/files/HERA\\_P-AA\\_final\\_v3\\_23012014.pdf](http://www.heraproject.com/files/HERA_P-AA_final_v3_23012014.pdf))

Klimisch, H.J., Andreae, M., and Tillmann, U. (1997). A systematic approach for evaluating the quality of experimental and toxicological and ecotoxicological data. Regul. Toxicol, Pharmacol. 25:1-5.

## **XIV. ACRONYMS AND GLOSSARY**

°C	degrees Celsius
ADWG	Australian Drinking Water Guidelines
DEWHA	Department of the Environment, Water, Heritage and the Arts
ECHA	European Chemicals Agency
EU	European Union



GHS	Globally Harmonised System of Classification and Labelling of Chemicals
HHRA	enHealth Human Risk Assessment
IUPAC	International Union of Pure and Applied Chemistry
LOAEL	lowest observed adverse effect level
mg/kg	milligrams per kilogram
mg/L	milligrams per litre
mg/m <sup>3</sup>	milligrams per cubic metre
MW	molecular weight
NICNAS	The National Industrial Chemicals Notification and Assessment Scheme
NIOSH	National Institute for Occupational Safety and Health
NOAEL	no observed adverse effect level
NOEC	no observed effective concentration
OECD	Organisation for Economic Co-operation and Development
PBT	Persistent, Bioaccumulative and Toxic
ppm	parts per million
QSAR	quantitative structure–activity relationship
RfD	oral Reference dose
SDS	Safety Data Sheet
SMILES	simplified molecular-input line-entry system
TGD	Technical Guidance Document





## SODIUM SULFATE

This dossier on sodium sulfate does not represent an exhaustive or critical review of all available data. Rather, it presents the most critical studies pertinent to the risk assessment of sulfate in its use in drilling muds and hydraulic fracturing fluids. The majority of information presented in this dossier was obtained from the OECD-SIDS documents on sodium sulfate (OECD, 2005a,b), and from the ECHA database that provides information on chemicals that have been registered under the EU REACH (ECHA). Where possible, study quality was evaluated using the Klimisch scoring system (Klimisch *et al.*, 1997).

### I. SUBSTANCE IDENTIFICATION

Chemical Name (IUPAC): Disodium sulfate

CAS RN: 7757-82-6

Molecular formula: Na<sub>2</sub>SO<sub>4</sub>

Molecular weight: 142.04

Synonyms: Sodium sulfate; disodium sulfate; sodium bisulfate; sulfuric acid, disodium salt

SMILES: [O-]S(=O)(=O)[O-].[Na+].[Na+]

### II. PHYSICO-CHEMICAL PROPERTIES

**Table 1: Overview of the Physico-chemical Properties of Sodium Sulfate**

Property	Value	Klimisch score	Reference
Physical state at 20°C and 101.3 kPa	White crystalline solid,	2	ECHA
Melting Point	ca. 884°C	2	ECHA
Density	2.7 g/cm <sup>3</sup> @ 20°C	2	ECHA
Water Solubility	445.5 g/L @ 20°C	1	ECHA
Auto flammability	Not auto-flammable	1	ECHA



### **III. ENVIRONMENTAL FATE PROPERTIES**

Sodium sulfate dissociates in aqueous media to sodium ( $\text{Na}^+$ ) and sulfate ( $\text{SO}_4^{2-}$ ) ions.

Biodegradation is not applicable to inorganic compounds. Sodium sulfate is not expected to bioaccumulate; it will dissociate to ions that are ubiquitous in the environment. Sodium sulfate is not expected to absorb to soil or sediment because of its dissociation properties and high water solubility.

### **IV. HUMAN HEALTH HAZARD ASSESSMENT**

#### **A. Summary**

Sodium sulfate exhibits low acute toxicity by the oral and inhalation routes. It is not irritating to the skin and eyes; and it is not a skin sensitizer. In a reproductive and developmental toxicity screening study, there was no indication of any toxicity in rats given oral doses as high as 1,000 mg/kg-day. Sodium sulfate is not genotoxic.

#### **B. Acute Toxicity**

The oral  $\text{LD}_{50}$  in rats is  $>2,000$  mg/kg (ECHA) [Kl. score = 1].

The 4-hour inhalation  $\text{LC}_{50}$  for an aerosol of sodium sulfate is  $>2.4$  mg/L, which was the highest technically feasible aerosol concentration. The mass median aerodynamic diameters (MMAD) were 2.65 to 2.71  $\mu\text{m}$  (ECHA) [Kl. score = 1].

There are no data on acute dermal toxicity.

Human data indicate a very low acute toxicity of sodium sulfate. High oral doses of sodium sulfate, from 300 mg/kg up to 20 grams for an adult, are well tolerated, except from (intentionally) causing severe diarrhea (OECD, 2005a,b).

#### **C. Irritation**

Application of 0.5 g sodium sulfate (in PEG 400) to the skin of rabbits for 4 hours was not irritating (ECHA) [Kl. score = 1].

Instillation of 90 mg sodium sulfate to the eyes of rabbits was not irritating (ECHA) [Kl. score = 1].



## D. Sensitization

Sodium sulfate was not considered a skin sensitizer in a mouse local lymph node assay (ECHA). [Kl. score = 1]

## E. Repeated Dose Toxicity

### Oral

In a reproductive and developmental toxicity screening (OECD 421) study, male and female Wistar rats were dosed by oral gavage with 0, 100, 300, or 1,000 mg/kg sodium sulfate for a total of 4 weeks for males and 7 weeks for females. There was no evidence of toxicity at any dose level. The NOAEL for systemic toxicity is 1,000 mg/kg-day, the highest dose tested.

### Inhalation

No studies are available.

### Dermal

No studies are available.

## F. Genotoxicity

### *In Vitro* Studies

The *in vitro* genotoxicity studies on sodium sulfate are presented in Table 2.

**Table 2: *In vitro* Genotoxicity Studies on Sodium Sulfate**

Test System	Results*		Klimisch Score	Reference
	-S9	+S9		
Bacterial reverse mutation ( <i>S. typhimurium</i> and <i>E. coli</i> strains)	-	-	1	ECHA
Mammalian cell gene mutation (mouse lymphoma L5178Y cells)	-	-	1	ECHA
Chromosomal aberration (Chinese hamster lung fibroblasts)	-	-	1	ECHA

\*+, positive; -, negative



#### *In Vivo* Studies

No studies are available.

#### **G. Carcinogenicity**

No valid studies are available.

#### **H. Reproductive/Developmental Toxicity**

A reproductive and developmental toxicity screening (OECD 421) study has been conducted on sodium sulfate. Male and female Wistar rats were dosed by oral gavage with 0, 100, 300, or 1,000 mg/kg sodium sulfate. There were no deaths during the study and no clinical signs. Body weights, body weight gain, and feed consumption were similar across all groups. There was no reproductive or developmental toxicity at any dose level. The NOAEL for systemic, reproductive, and developmental toxicity is 1,000 mg/kg-day, the highest dose tested (ECHA) [Kl. score = 1].

### **V. DERIVATION OF TOXICOLOGICAL REFERENCE AND DRINKING WATER GUIDANCE VALUES**

Toxicological reference values were not derived. Sodium sulfate dissociates in water to sodium and sulfate ions.

The Australian drinking water guideline value for sodium is 180 mg/L based on aesthetics (ADWG, 2011).

The Australian drinking water guideline value for sulfate is 500 mg/L based on health. Concentrations of >500 mg/L can have purgative effects. There is also an Australian drinking water guideline value for sulfate of 250 mg/L based on aesthetics; it is the taste threshold (ADWG, 2011).

#### **B. Cancer**

There are no valid carcinogenicity studies on sodium sulfate. Thus, a cancer reference value was not derived.

### **VI. HUMAN HEALTH HAZARD ASSESSMENT OF PHYSICO-CHEMICAL PROPERTIES**

Sodium sulfate does not exhibit the following physico-chemical properties:



- Explosivity
- Flammability
- Oxidizing potential

## VII. ENVIRONMENTAL HAZARD ASSESSMENT

### A. Summary

Sodium sulfate is of low acute concern to aquatic life.

### B. Aquatic Toxicity

#### Acute Studies

Table 3 lists the results of acute aquatic toxicity studies conducted on sodium sulfate.

**Table 3: Acute Aquatic Toxicity Studies on Sodium Sulfate**

Test Species	Endpoint	Results (mg/L)	Klimisch score	Reference
<i>Pimephales promelas</i>	96-h LC <sub>50</sub>	7,960	2	Mount <i>et al.</i> (1997)
<i>Daphnia magna</i>	48-h EC <sub>50</sub>	4,736*	2	Davies and Hall (2007)

\* Standard test conditions: 100 mg CaCO<sub>3</sub>/L and Ca:Mg ratio of 0.7.

#### Chronic Studies

The 7-day LOEC from a *Ceriodapnia dubia* reproduction study, in which the test media contained varying degrees of water hardness, was 1329 mg/L. The NOEC was determined to be approximately 1,109 mg/L extrapolated from a graph (Soucek, 2007).

### C. Sediment Toxicity

The lowest 96-hour LC<sub>50</sub> value to *Hyalella azteca* in series of studies involving different hardness of water was 757 mg/L (Soucek and Kennedy, 2005). In another study with *Hyalella Azteca*, the lowest 96-hour LC<sub>50</sub> value (in water with the lowest hardness) was 841 mg/L (Davies and Hall, 2007). The lowest 96-hour LC<sub>50</sub> value to *Chironomus tentans* in series of studies involving different hardness of water was 20,899 mg/L (Soucek and Kennedy, 2005).



#### **D. Terrestrial Toxicity**

No adequate studies were located.

#### **E. Calculation of PNEC**

The PNEC calculations for sodium sulfate follow the methodology discussed in DEWHA (2009).

##### PNEC water

Experimental results are available for two trophic levels. Acute E(L)C<sub>50</sub> values are available for fish (7,960 mg/L) and *Daphnia* (4,736 mg/L). The NOEC from a chronic study on invertebrates was 1,109 mg/L. On the basis that the data consists of results from short-term studies from two trophic levels and a single long-term study, an assessment factor of 100 has been applied to the chronic NOEC value of 1,109 mg/L for invertebrates. The PNEC<sub>water</sub> is 11 mg/L.

##### PNEC sediment

No reliable experimental toxicity data on sediment organisms are available. Sodium sulfate dissociates completely in water with its environmental distribution is dominated by its high water solubility. K<sub>ow</sub> and K<sub>oc</sub> parameters do not readily apply to inorganics, such as sodium sulfate. Thus, the equilibrium partitioning method cannot be used to calculate the PNEC<sub>sediment</sub>. Based on the its properties, no adsorption of sodium sulfate to sediment is to be expected, and the assessment of this compartment will be covered by the aquatic assessment.

##### PNEC soil

No reliable experimental toxicity data on terrestrial organisms are available. The environmental distribution of sodium sulfate is dominated by its water solubility. Sorption of sodium sulfate should probably be regarded as a reversible situation, *i.e.*, the substance is not tightly nor permanently bound. K<sub>ow</sub> and K<sub>oc</sub> parameters do not readily apply to inorganics, such as sodium sulfate. Thus, the equilibrium partitioning method cannot be used to calculate the PNEC<sub>soil</sub>. Based on the its properties, sodium sulfate is not expected to significantly adsorb to soil, and the assessment of this compartment will be covered by the aquatic assessment.

#### **VIII. PBT Assessment**



The methodology for the Persistent, Bioaccumulative and Toxic (PBT) substances assessment is based on the Australian and EU Reach Criteria methodology (DEWHA, 2009; ECHA, 2008).

Sodium sulfate is an organic salt that dissociates completely to sodium and sulfate ions in aqueous solutions. Biodegradation is not applicable to these inorganic ions; both sodium and sulfate ions are also ubiquitous and are present in most water, soil and sediment. For the purposes of this PBT assessment, the persistent criteria are not considered applicable to sodium sulfate or its dissociated ions.

Sodium and sulfate ions are essential to all living organisms and their intracellular and extracellular concentrations are actively regulated. Thus, sodium sulfate is not expected to bioaccumulate.

The NOEC from a chronic toxicity study with *Ceriodaphnia rerio* is >0.1 mg/L. The acute E(L)C<sub>50</sub> values for fish and *Daphnia* are >1 mg/L. Thus, sodium sulfate does not meet the criteria for toxicity.

The overall conclusion is that sodium sulfate is not a PBT substance.

## **IX. CLASSIFICATION AND LABELING**

### **A. Classification**

Not classified.

### **B. Labelling**

No signal words.

### **C. Pictogram**

None

## **X. SAFETY AND HANDLING**

### **A. FIRST AID**

#### Eye Contact

Immediately flush eyes with plenty of water for at least 15 minutes. Remove contacts, if present and easy to do. If symptoms persist, seek medical attention.



### Skin Contact

Wash with soap and water.

### Inhalation

If inhaled, remove from area to fresh air. Get medical attention if respiratory irritation develops or if breathing becomes difficult.

### Ingestion

Do not induce vomiting. Rinse mouth with water and then drink a small amount of water. Get medical attention. Never give anything by mouth to an unconscious person.

## **B. FIRE FIGHTING INFORMATION**

### Extinguishing Media

Water spray, carbon dioxide, foam, dry chemical.

### Specific Exposure Hazards

May emit toxic fumes under fire conditions. Depending on conditions, decomposition products may include the following: sodium and sulfur oxides.

### Special Protective Equipment for Firefighters

Wear self-contained breathing apparatus and chemical-protective clothing.

## **C. ACCIDENTAL RELEASE MEASURES**

### Personal Precautions

Use appropriate protective equipment. Avoid creating and breathing dust.

### Environmental Precautions

Prevent from entering sewers, waterways, or low areas.

### Steps to be Taken if Material is Released or Spilled

Scoop and remove.





## **D. STORAGE AND HANDLING**

### General Handling

Avoid creating or inhaling dust.

### Storage

Keep container tightly closed and in a dry and well-ventilated place. Keep in a cool place.

## **E. EXPOSURE CONTROLS / PERSONAL PROTECTION**

### Occupational Exposure Standards

Workplace Australia has not established an occupational standard for sodium sulfate.

### Engineering Controls

Use in a well-ventilated area.

### Personal Protection Equipment

*Respiratory Protection:* Respiratory protection is not required.

*Hand Protection:* Chemical resistant protective gloves.

*Skin Protection:* Body protection must be chosen depending on activity and possible exposure.

*Eye Protection:* Safety glasses with side-shields.

*Other Precautions:* Handle in accordance with good industrial hygiene and safety practice. Eyewash fountains and safety showers must be easily accessible.

## **F. TRANSPORT INFORMATION**

Sodium sulfate is not considered hazardous for purposes of transportation by road or rail. An Australian Dangerous Goods Code is not required.



## **XI. DISPOSAL**

Disposal should be in accordance with all local, state, and federal regulations.

## **XII. REGULATORY INFORMATION**

Australian AICS Inventory: Listed.

## **XIII. REFERENCES**

ADWG (2011). National Water Quality Management Strategy. Australian Drinking Water Guidelines, Section 6, Australian Government, National Health and Medical Research Council, Natural Resource Management Ministerial Council.

Davies, T.D., and Hall, K.J. (2007). Importance of calcium in modifying the acute toxicity of sodium sulphate to *hyalella* Azteca and *Daphnia magna*. Environ. Toxicol. Chem. 26: 1243-1247.

Department of the Environment, Water, Heritage and the Arts [DEWHA] (2009). Environmental risk assessment guidance manual for industrial chemicals, Department of the Environment, Water, Heritage and the Arts, Commonwealth of Australia.

ECHA. ECHA REACH database: <http://echa.europa.eu/information-on-chemicals/registered-substances>

enHealth Human Risk Assessment [HHRA] (2012). Environmental Health Risk Assessment, Guidelines for Assessing Human Health Risks from Environmental Hazards. Office of Health Protection of the Australian Government Department of Health.

European Chemicals Agency [ECHA] (2008). Guidance on Information Requirements and Chemical Safety Assessment, Chapter R11: PBT Assessment, European Chemicals Agency, Helsinki, Finland.

Klimisch, H.J., Andreae, M., and Tillmann, U. (1997). A systematic approach for evaluating the quality of experimental and toxicological and ecotoxicological data. Regul. Toxicol. Pharmacol. 25:1-5.



Mount, D.R., Gulley, D.D., Hockett, J.R., Garrison, T.D., and Evans, J.M. (1997). Statistical models to predict the toxicity of major ions to *Ceriodaphnia dubia*, *Daphnia magna* and *Pimephales promelas* (Fathead minnows). *Environ. Toxicol. Chem.* 16: 2009-2019.

OECD (2005a). Screening Information Dataset (SIDS) Initial Assessment Report for Sodium sulfate (CAS No. 7757-82-6), UNEP Publications.

OECD (2005b). IUCLID Data Set for Sodium sulfate (CAS No. 7757-82-6), UNEP Publications.

Soucek, D.J. (2007). Comparison of hardness and chloride regulated acute effects of sodium sulfate on two freshwater crustaceans. *Environ. Toxicol. Chem.* 26: 773-779.

Soucek, D.J., and Kennedy, A.J. (2005). Effects of hardness, chloride, and acclimation on the acute toxicity of sulfate to freshwater invertebrates. *Environ. Toxicol. Chem.* 24: 1204-1210.

#### **XIV. ACRONYMS AND GLOSSARY**

°C	degrees Celsius
ADI	acceptable daily intake
ADWG	Australian Drinking Water Guidelines
BCF	bioconcentration factor
BMD	benchmark dose
BOD	biological oxygen demand
CAS	Chemical Abstracts Service
CERHR	Centre for Evaluation of Risks to Human Reproduction
CHO	Chinese Hamster Ovary
CNS	central nervous system
DEWHA	Department of the Environment, Water, Heritage and the Arts
ECHA	European Chemicals Agency
EU	European Union
FAO	Food and Agriculture Organization
FOB	functional observation battery
GD	gestational days
GHS	Globally Harmonised System of Classification and Labelling of Chemicals



HHRA	enHealth Human Risk Assessment
HRIPT	Human Repeated Insult Patch Test
IOM	Institute of Medicine
IRIS	Integrated Risk Information System
IUPAC	International Union of Pure and Applied Chemistry
JECFA	Joint FAO/WHO Expert Committee on Food Additives
LOAEL	lowest observed adverse effect level
MCI	molecular connectivity index
mg/kg	milligrams per kilogram
mg/L	milligrams per litre
mg/m <sup>3</sup>	milligrams per cubic metre
MOA	mode-of-action
NICNAS	The National Industrial Chemicals Notification and Assessment Scheme
NIOSH	National Institute for Occupational Safety and Health
NOAEC	no observed adverse effect concentration
NOAEL	no observed adverse effect level
NOEC	no observed effective concentration
OECD	Organisation for Economic Cooperation and Development
PBPK	physiologically-based pharmacokinetic
PBT	Persistent, Bioaccumulative and Toxic
PND	postnatal day
PNEC	predicted no effect concentration
ppm	parts per million
QAC	quaternary ammonium compound
QSAR	quantitative structure activity relationship
RACB	Reproductive Assessment by Continuous Breeding
REACH	Registration, Evaluation, Authorisation and Restriction of Chemical Substances
RfD	Reference Dose (oral)
SCBA	self-contained breathing apparatus
SCE	sister chromatid exchange
SDS	Safety Data Sheet
SIAR	SIDS Initial Assessment Report
SIDS	Screening Information Data Set



SMILES	simplified molecular-input line-entry system
STEL	short-term exposure limit
ThOD	theoretical oxygen demand
TWA	time-weighted average
WHO	World Health Organization



## SODIUM SULPHITE

This dossier on sodium sulphite does not represent an exhaustive or critical review of all available data. Rather, it presents the most critical studies pertinent to the risk assessment of sodium sulphite in its use in drilling muds. The information presented in this dossier was obtained primarily from the ECHA database that provides information on chemicals that have been registered under the EU REACH (ECHA). Where possible, study quality was evaluated using the Klimisch scoring system (Klimisch *et al.*, 1997).

### I. SUBSTANCE IDENTIFICATION

Chemical Name (IUPAC): Disodium sulphite

CAS RN: 7757-83-7

Molecular formula: Na<sub>2</sub>SO<sub>3</sub>

Molecular weight: 126.04

Synonyms: Sodium sulphite, disodium sulphite, sodium bisulphite anhydrous, sodium sulfite

SMILES: [O-]S(=O)[O-].[Na+].[Na+]

### II. PHYSICO-CHEMICAL PROPERTIES

**Table 1: Overview of the Physico-chemical Properties of Sodium Sulphite**

Property	Value	Klimisch score	Reference
Physical state at 20°C and 101.3 kPa	White, crystalline solid	2	ECHA
Melting Point	911°C	2	ECHA
Boiling Point	No data	-	-
Density	2.63 g/cm <sup>3</sup> @ 20°C	2	ECHA
Partition Coefficient (log K <sub>ow</sub> )	Not applicable	-	-
Water Solubility	307 g/L @ 25°C	2	ECHA
Auto flammability	Not applicable	-	-

Sodium sulphite readily dissociates in aqueous media to the sodium (Na<sup>+</sup>) and sulphite (SO<sub>3</sub><sup>2-</sup>)



ions. At neutral pH, a mixture of 50% sulphite ( $\text{SO}_3^{2-}$ ) and 50% bisulphite ( $\text{HSO}_3^{2-}$ ) is present.

In surface waters, sulphite is oxidized to sulfate either catalytically by air oxygen or by microbial action. The presence of cations like iron, copper or manganese in the environment accelerates the oxidation rate significantly.

### **III. ENVIRONMENTAL FATE PROPERTIES**

At environmental pHs, sodium sulphite dissociates in water to form sodium ( $\text{Na}^+$ ) ions, sulphite ( $\text{SO}_3^{2-}$ ) ions, and bisulphite ions ( $\text{HSO}_3^-$ ). In acidic solutions, sulfur dioxide ( $\text{SO}_2$ ) gas may be formed.

Sodium sulphite is not expected to bioaccumulate in the environment because of its dissociation to ionic species and a gas. Furthermore, sulphite will oxidize to sulfate, which is ubiquitous in the environment.

Sodium sulphite and its dissociated species are expected to have a low potential to adsorb to soil and sediment.

### **IV. HUMAN HEALTH HAZARD ASSESSMENT**

#### **A. Summary**

Sodium sulphite has low acute toxicity by the oral, inhalation and dermal routes. It is not irritating to the skin or eyes; it is not a skin sensitizer. No systemic toxicity was seen in rats when given sodium metabisulphite (which dissociates to the sulphite ion) in their diet over a lifetime. There were, however, indications of stomach lesions as a result of localized irritation from the ingestion of sodium metabisulphite. Genetic toxicity studies were negative. Lifetime oral feeding studies on sodium metabisulphite in rats and mice showed no evidence of carcinogenicity. No reproductive or developmental toxicity was observed in any of the animal studies on sodium metabisulphite.

#### **B. Pharmacokinetics and Metabolism**

Sodium sulphite is rapidly absorbed from the gastro-intestinal tract. Sulfate is the main metabolite formed by the action of sulphite oxidase in many tissues. Tissue accumulation of sulphite-derived S is highest in stomach, skin and hair, intestine and kidney. Excretion is rapid, mainly in the urine (OECD, 2008).

#### **C. Acute Toxicity**

The oral  $\text{LD}_{50}$  of sodium sulphite in rats is approximately 2,610 mg/kg (ECHA) [Kl. score = 2].



The 4-hour inhalation LC<sub>50</sub> in rats by nose-only exposure is >5.5 mg/L. The mass median aerodynamic diameter (MMAD) was 3.0 µm, with 90.7% of the dust being respirable (ECHA) [KI. score = 2].

The acute dermal LD<sub>50</sub> in rats is >2,000 mg/kg (ECHA) [KI. score = 1].

#### **D. Irritation**

Application of 0.5 g sodium sulphite to the skin of rabbits for 4 hours under semi-occlusive conditions was non-irritating. The 24, 48, and 72 hour erythema and edema scores were 0.00 at all time points (ECHA) [KI. score = 2].

Instillation of 162 mg sodium sulphite (equivalent to 0.1 mL bulk volume) into the eyes of rabbits was not irritating. The mean of the 24, 48, and 72 hour scores were: 0.00 for corneal lesions; 0.00 for iridial lesions; 0.9 for conjunctival redness; and 0.5 for chemosis (ECHA) [KI. score = 2].

#### **E. Sensitization**

Sodium sulphite was not considered to be a skin sensitizer in a mouse local lymph node assay (ECHA) [KI. score = 1].

#### **F. Repeated Dose Toxicity**

##### Oral

There are no studies available on sodium sulphite.

Male and female Wistar rats were given in their diet 0, 0.125, 0.25, 0.5, 1.0, or 2.0% sodium metabisulphite for up to two years and over three generations. The diet was enriched with thiamine to prevent thiamine deficiency as a result of sulphite-induced destruction of this vitamin. During storage up to the time of consumption, the losses of sulphite from the feed containing sodium metabisulphite at levels of 0.125, 0.25, 0.5, 1.0, and 2.0% averaged 22, 14, 12, 8, and 4.5%, respectively, while the decrease in thiamine was 2.7, 1.7, 8.3, 14.5, and 15.4%, respectively. Addition of thiamine to the diet prevented thiamine deficiency in rats at all dose levels based on measurements of thiamine levels in the urine and liver. The general condition of the rats was good during the first 72 weeks in the F<sub>0</sub> generation, as well as the other two generations. After 72 weeks, there was a rapid increase in mortality in all groups. Survival in the treated groups were generally higher than the controls, except for the 2% F<sub>1</sub> males; no deaths occurred in the 2% F<sub>2</sub> females. A marginal reduction in body weight gain was observed in the 2% dose group (both sexes) in the F<sub>1</sub> and F<sub>2</sub> generations. Feed consumption was similar between treated and control groups. There were no changes in hematology and clinical chemistry parameters and urinalysis that were considered toxicologically significant. The ≥1% dietary groups had occult blood in their feces. Relative kidney weights were increased in the 2% F<sub>2</sub> females, but there were no pathological changes noted in the kidneys from this group.





Hyperplastic changes in the fore- and glandular stomachs were noted in the  $\geq 1\%$  groups in all three generations. Some slight alterations were also noted in stomachs of the 0.5% F<sub>2</sub> rats. The NOAEL for systemic toxicity is 1.91% in the diet. This was estimated to be 955 mg/kg-day based on a rat body weight of 400 g and a daily feed intake of 20 g. The histopathologic effects on the stomach and the occult blood in feces are considered to be the result of localized irritation (a site-of-contact effect) from the ingestion of sodium metabisulphite (Til et al., 1972; ECHA). [Kl. score = 2]

#### Inhalation

No studies are available.

#### Dermal

No studies are available.

### **G. Genotoxicity**

#### *In Vitro* Studies

The in vitro genotoxicity studies conducted on sodium sulphite and sodium metasilphite are presented in Table 2.

**Table 2: *In vitro* Genotoxicity Studies on Sodium Sulphite and Sodium Metabisulphite**

Test System	Results*		Klimisch Score	Reference
	-S9	+S9		
Bacterial reverse mutation ( <i>S. typhimurium</i> strains)	-	-	2	ECHA
Mammalian cell gene mutation (mouse lymphoma L5178Y cells)*	-	-	1	ECHA

\*+, positive; -, negative

\*\*Sodium metasilphite

#### *In Vivo* Studies

Sodium sulphite was not negative in a rat dominant lethal mutation assay. Male rats were fed in their diet 0, 4.5, 15, or 45 mg/kg-day sodium sulphite (ECHA) [Kl. score = 2].

Male and female NMRI mice were given a single oral gavage dose of 0, 250, 500, or 1,000 mg/kg sodium sulphite. There were no increases in chromosomal aberrations in the bone marrow cells of treated rats compared to the those in the control animals (ECHA) [Kl. score = 1].



## H. Carcinogenicity

### Oral

There are no carcinogenicity studies available sodium sulphite.

Male and female Wistar rats were fed in their diet 0, 0.125, 0.25, 0.5, 1.0, or 2.0% sodium metabisulphite for up to two years and over three generations. There was no increased incidence of tumors in the treated groups compared to the controls (Til et al., 1972). [KI. score = 2]

Male and female ICR/JCL mice were given 0, 1 or 2% potassium metabisulphite in drinking water for 104 weeks. There were no increased incidences of tumors in the treated mice compared to controls (Tanaka et al., 1994; ECHA) [KI. score = 2].

## I. Reproductive Toxicity

Male and female Wistar rats were fed in their diet 0, 0.125, 0.25, 0.5, 1.0, or 2.0% sodium metabisulphite for up to two years and over three generations. The diet was enriched with thiamine to prevent thiamine deficiency as a result of sulphite-induced destruction of this vitamin. During storage up to the time of consumption, the losses of sulphite from the feed containing sodium metabisulphite at levels of 0.125, 0.25, 0.5, 1.0, and 2.0% averaged 22, 14, 12, 8, and 4.5%, respectively, while the decrease in thiamine was 2.7, 1.7, 8.3, 14.5, and 15.4%, respectively. Addition of thiamine to the diet prevented thiamine deficiency in rats at all dose levels based on measurements of thiamine levels in the urine and liver. The effects other than reproductive and developmental toxicity are discussed above in the Repeated Dose Toxicity section. There were no treatment-related effects on female fertility, the number of young per litter, or birth weight or mortality of the offspring. The number of F<sub>2a</sub> pups was significantly reduced in the ≥0.5% groups during the first breeding cycle, but there was no dose-response and the reduction did not occur during the second breeding cycle. Slight growth retardation was observed in the F<sub>1</sub> and F<sub>2</sub> generation rats both before and after weaning. The NOAEL for reproductive toxicity is 1.91% in the diet. This was estimated to be 955 mg/kg-day based on a rat body weight of 400 g and a daily feed intake of 20 g (Til et al., 1972; ECHA). [KI. score = 2]

Male and female rats were given sodium metabisulphite in their drinking water for up to 2.5 years and in three successive generations. The doses were 375 and 750 ppm as sulfur dioxide (SO<sub>2</sub>). There was no evidence of systemic toxicity in either dose group. The number of offspring of either the F<sub>1</sub> and F<sub>2</sub> generation and the proportion surviving to the end of lactation were similar between treated and control groups. The NOAEL for reproductive toxicity is 750 ppm (as SO<sub>2</sub>) in drinking water. Assuming an average rat body weight of 400 g and a daily water intake of 28 mL, 750 ppm (as SO<sub>2</sub>) corresponds to 53 mg/kg-day sodium metabisulphite (Lockett and Natoff, 1960; ECHA). [KI. score = 2]

## J. Developmental Toxicity

Pregnant female Wistar rats were fed in the diet 0, 0.32, 0.63, 1.25, 2.5, or 5% sodium sulphite (Na<sub>2</sub>SO<sub>3</sub> • 7H<sub>2</sub>O) during GD 8 to 20. Maternal body weight gain and feed consumption were



reduced in the 5% dose group. There was some evidence of reduced body weight gain in all treated groups, but there was no dose-response relationship and these effects were not observed in the live birth component of the study. The live birth component showed no treatment-related changes in the pups at three weeks after birth. There was no evidence of teratogenicity. The NOAELs for maternal and developmental toxicity are 2.5% and 5% in the diet, respectively. The calculated daily doses are approximately 850 and 1,450 mg/kg-day, respectively (ECHA). [KI. score = 2]

## V. DERIVATION OF TOXICOLOGICAL REFERENCE AND DRINKING WATER GUIDANCE VALUES

The toxicological reference values developed for sodium sulphite follow the methodology discussed in enHealth (2012). The approach used to develop drinking water guidance values is described in the Australian Drinking Water Guidelines (ADWG, 2011).

### A. Non-Cancer

#### Oral

There was no evidence of systemic toxicity in a two-year rat dietary study on sodium metabisulphite (Til et al., 1972), the highest dose being 2% sodium in feed (estimated to be 955 mg/kg-day). The NOAEL of 955 mg/kg-day from this study will be used for determining the oral reference dose (RfD) and the drinking water guidance value.

Conversion of dose from sodium metabisulphite to sodium sulphite:

Molecular weight of sodium metabisulphite: 190.1 g/mol

Molecular weight of sodium sulphite: 126.04 g/mol

NOAEL =  $955 \times 126.04 / 190.1 = 633$  mg/kg-day (as sodium sulphite)

*Oral Reference Dose (oral RfD)*

Oral RfD =  $\text{NOAEL} / (\text{UF}_A \times \text{UF}_H \times \text{UF}_L \times \text{UF}_{\text{Sub}} \times \text{UF}_D)$

Where:

$\text{UF}_A$  (interspecies variability) = 10

$\text{UF}_H$  (intraspecies variability) = 10

$\text{UF}_L$  (LOAEL to NOAEL) = 1

$\text{UF}_{\text{Sub}}$  (subchronic to chronic) = 1

$\text{UF}_D$  (database uncertainty) = 1

Oral RfD =  $633 / (10 \times 10 \times 1 \times 1 \times 1) = 633 / 100 = \underline{6 \text{ mg/kg-day}}$



#### *Drinking water guidance value*

Drinking water guidance value = (animal dose) x (human weight) x (proportion of intake from water) / (volume of water consumed) x (safety factor)

Using the oral RfD,

Drinking water guidance value = (oral RfD) x (human weight) x (proportion of water consumed) / (volume of water consumed)

where:

Human weight = 70 kg (ADWG, 2011)

Proportion of water consumed = 10% (ADWG, 2011)

Volume of water consumed = 2L (ADWG, 2011)

Drinking water guidance value =  $(6.3 \times 70 \times 0.1)/2 = \underline{22 \text{ mg/L}}$

#### **B. Cancer**

No carcinogenic effects were reported for sodium metabisulphite in rat and mouse chronic studies. Thus, a cancer reference value for sodium sulphite was not derived.

### **VI. HUMAN HEALTH HAZARD ASSESSMENT OF PHYSICO-CHEMICAL PROPERTIES**

Sodium sulphite does not exhibit the following physico-chemical properties:

- Explosivity
- Flammability
- Oxidizing potential

### **VII. ENVIRONMENTAL HAZARD ASSESSMENT**

#### **A. Summary**

Sodium sulphite is of moderate acute toxicity, but low chronic toxicity, concern to aquatic life.

#### **B. Aquatic Toxicity**

##### Acute Studies

Table 3 lists the results of acute aquatic toxicity studies conducted on sodium sulphite and sodium disulphite.

**Table 3: Acute Aquatic Toxicity Studies on Sodium Sulphite and Sodium Disulphite**

Test Species	Endpoint	Results (mg/L)	Klimisch score	Reference
Golden orfe	96-hr LC <sub>50</sub>	316	2	ECHA
<i>Daphnia magna</i>	48-hr EC <sub>50</sub>	89* (59)	2	ECHA
<i>Desmodesmus subspicatus</i>	72-hr EC <sub>50</sub>	43.8* (29)	2	ECHA

\*Test substance: sodium disulphite

### Chronic Studies

Table 4 lists the results of chronic aquatic toxicity studies conducted on sodium sulphite and sodium disulphite.

**Table 4: Chronic Aquatic Toxicity Studies on Sodium Sulphite and Sodium Disulphite**

Test Species	Endpoint	Results (mg/L)	Klimisch score	Reference
Zebrafish	34-d NOEC	>316	1	ECHA
<i>Daphnia magna</i>	21-d NOEC	>10* (6.6)	1	ECHA
<i>Desmodesmus subspicatus</i>	EC <sub>10</sub>	33.3* (22)	2	ECHA

\*Test substance: sodium disulphite; adjusted concentration for sodium sulphite in parentheses.

### **C. Terrestrial Toxicity**

No data are available.

### **D. Calculation of PNEC**

The PNEC calculations for sodium sulphite follow the methodology discussed in DEWHA (2009).

The PNEC calculations for sodium metabisulphite follow the methodology discussed in DEWHA (2009).



### PNEC water

Experimental results are available for three trophic levels. Acute E(L)C<sub>50</sub> values are available for fish (316 mg/L), *Daphnia* (59 mg/L), and algae (29 mg/L). Results from chronic studies are also available for all three trophic levels, with the lowest NOEC or EC<sub>10</sub> being 6.6 mg/L for invertebrates. On the basis that the data consists of short-term and long-term results from three trophic levels, an assessment factor of 10 has been applied to the lowest reported NOEC of 6.6 mg/L for invertebrates. The PNEC<sub>water</sub> is 0.7 mg/L.

### PNEC sediment

No experimental toxicity data on sediment organisms are available. Sodium sulphite dissociates completely in water with its environmental distribution is dominated by its high water solubility. K<sub>ow</sub> and K<sub>oc</sub> parameters do not readily apply to inorganics, such as sodium sulphite. Thus, the equilibrium partitioning method cannot be used to calculate the PNEC<sub>sed</sub>. Based on the its properties, no adsorption of sodium sulphite to sediment is to be expected, and the assessment of this compartment will be covered by the aquatic assessment.

### PNEC soil

No experimental toxicity data on soil organisms are available. Sodium sulphite dissociates completely in water with its environmental distribution is dominated by its high water solubility. K<sub>ow</sub> and K<sub>oc</sub> parameters do not readily apply to inorganics, such as sodium sulphite. Thus, the equilibrium partitioning method cannot be used to calculate the PNEC<sub>soil</sub>. Based on the its properties, no adsorption of sodium sulphite to soil is to be expected, and the assessment of this compartment will be covered by the aquatic assessment.

## **VIII. PBT Assessment**

The methodology for the Persistent, Bioaccumulative and Toxic (PBT) substances assessment is based on the Australian and EU Reach Criteria methodology (DEWHA, 2009; ECHA, 2008).

Sodium sulphite is an inorganic compound that dissociates completely to sodium ions, sulphite and bisulphite ions, and sulfur dioxide in aqueous solutions. Biodegradation is not applicable to these compounds. For the purposes of this PBT assessment, the persistent criteria are not considered applicable to sodium sulphite or its dissociated compounds.

Sodium sulphite is an inorganic compound that dissociates completely in water to ionic compounds and a gas. Thus, it is not expected to bioaccumulate.

Chronic aquatic toxicity data on sodium sulphite and sodium disulfate; the NOECs are >0.1 mg/L. Thus, sodium sulphite is not expected to meet the criteria for toxicity.

The overall conclusion is that sodium sulphite is not a PBT substance.



## **IX. CLASSIFICATION AND LABELING**

### **A. Classification**

Aquatic Acute Toxicity Category 3

### **B. Labelling**

No signal word.

### **C. Pictogram**

None

## **X. SAFETY AND HANDLING**

### Eye Contact

Immediately flush open eyes with plenty of water for at least 15 minutes. Remove contacts, if present and easy to do. Get medical attention immediately, preferably a physician for an ophthalmologic examination.

### Skin Contact

Wash thoroughly with soap and water.

### Inhalation

If inhaled, remove from area to fresh air. Get medical attention if respiratory irritation develops or if breathing becomes difficult.

### Ingestion

Rinse mouth with water and then drink plenty of water. Never give anything by mouth to an unconscious person. If symptoms develop, seek medical advice.

## **B. FIRE FIGHTING INFORMATION**

### Extinguishing Media

Water spray, carbon dioxide, foam, dry chemical.

### Specific Exposure Hazards

When contacted by water, sodium metabisulphite releases sulfur dioxide (SO<sub>2</sub>), a poisonous gas. In the case of fire, the following may be liberated: Sulfur oxides and sulfur dioxide.

### Special Protective Equipment for Firefighters

Wear self-contained breathing apparatus.



## **C. ACCIDENTAL RELEASE MEASURES**

### Personal Precautions

Use appropriate protective equipment.

### Environmental Precautions

Prevent from entering sewers, waterways, or low areas. When contacted by water, sodium metabisulphite releases sulfur dioxide (SO<sub>2</sub>), a poisonous gas.

### Steps to be Taken if Material is Released or Spilled

Scoop up and remove.

## **D. STORAGE AND HANDLING**

### General Handling

When sodium metabisulphite gets wet or moist, it liberates sulfur dioxide (SO<sub>2</sub>), a poisonous gas. Use proper protective equipment and exposure controls to prevent exposure to this toxic gas.

### Other Handling Precautions

Avoid eye and skin contact. Avoid creating or inhaling dust. Keep away from acids and oxidizing agents.

### Storage

Keep container tightly closed and in a dry and well-ventilated place. Keep in a cool place.

## **E. EXPOSURE CONTROLS / PERSONAL PROTECTION**

### Occupational Exposure Standards

A workplace exposure standard is not available in Australia for sodium sulphite. However, the workplace exposure standards for sodium metabisulphite (disulphite) and sodium bisulphite in Australia is 5 mg/m<sup>3</sup> as an 8-hr TWA.

### Engineering Controls

None

### Personal Protection Equipment

#### *Respiratory Protection:*

Respiratory protection is not required.

#### *Hand Protection:*

Chemical resistant protective gloves.





*Skin Protection:*

Body protection must be chosen depending on activity and possible exposure.

*Eye protection:*

Safety glasses with side-shields.

*Other Precautions:*

Handle in accordance with good industrial hygiene and safety practice. Eyewash fountains and safety showers must be easily accessible.

## **F. TRANSPORT INFORMATION**

Sodium sulphite is not considered hazardous for purposes of transportation by road or rail. An Australian Dangerous Goods code is not required.

## **XI. DISPOSAL**

Disposal should be in accordance with all local, state, and federal regulations.

## **XII. REGULATORY INFORMATION**

Australian AICS Inventory: Listed.

## **XIII. REFERENCES**

ADWG (2011). National Water Quality Management Strategy. Australian Drinking Water Guidelines, Section 6, Australian Government, National Health and Medical Research Council, Natural Resource Management Ministerial Council.

Department of the Environment, Water, Heritage and the Arts [DEWHA] (2009). Environmental risk assessment guidance manual for industrial chemicals, Department of the Environment, Water, Heritage and the Arts, Commonwealth of Australia.

ECHA. ECHA REACH database: <http://echa.europa.eu/information-on-chemicals/registered-substances>

enHealth Human Risk Assessment [HHRA] (2012). Environmental Health Risk Assessment, Guidelines for Assessing Human Health Risks from Environmental Hazards. Office of Health Protection of the Australian Government Department of Health.

European Chemicals Agency [ECHA] (2008). Guidance on Information Requirements and Chemical Safety Assessment, Chapter R11: PBT Assessment, European Chemicals Agency, Helsinki, Finland.



Klimisch, H.J., Andreae, M., and Tillmann, U. (1997). A systematic approach for evaluating the quality of experimental and toxicological and ecotoxicological data. Regul. Toxicol. Pharmacol. 25:1-5.

OECD (2008). Screening Information Dataset (SIDS) Initial Assessment Report for Sodium Sulphite (CAS No. 7757-83-7). Available at:  
[https://hpvchemicals.oecd.org/UI/SIDS\\_Details.aspx?id=AF456240-42B5-4118-8E97-4FE480D85FB9](https://hpvchemicals.oecd.org/UI/SIDS_Details.aspx?id=AF456240-42B5-4118-8E97-4FE480D85FB9).

Tanaka, T., Fujii, M., Mori, H., and Hirono, I. (1979) Carcinogenicity test of potassium metabisulphite in mice. Ecotoxicol. Environ. Safety 3: 451-453.

Til, H.P., Feron, V.P., de Groot, A.P. (1972). The toxicity of sulphite. I. Long-term feeding and multigeneration studies in rats. Fd. Cosmet. Toxicol. 10: 291-310.



## SODIUM THIOSULFATE

This dossier on sodium thiosulfate does not represent an exhaustive or critical review of all available data. Rather, it presents the most critical studies pertinent to the risk assessment of sodium thiosulfate in its use in drilling muds and hydraulic fracturing fluids. The information presented in this dossier was obtained from the ECHA database that provides information on chemicals that have been registered under the EU REACH (ECHA). Where possible, study quality was evaluated using the Klimisch scoring system (Klimisch *et al.*, 1997).

### I. SUBSTANCE IDENTIFICATION

Chemical Name (IUPAC): Disodium sulfanidesulfonate

CAS RN: 7772-98-7

Molecular formula:  $\text{Na}_2\text{S}_2\text{O}_3$

Molecular weight: 158.1

Synonyms: Sodium thiosulfate; disodium sulfanidesulfonate; sodium thiosulphate; thiosulfuric acid, disodium salt; disodium sulfurothioate

SMILES: [O-]S(=O)(=S)[O-].[Na+].[Na+]

### II. PHYSICO-CHEMICAL PROPERTIES

Table 1: Overview of the Physico-chemical Properties of Sodium Thiosulfate

Property	Value	Klimisch score	Reference
Physical state at 20°C and 101.3 kPa	Colorless crystalline solid	2	ECHA
Melting point	<500°C (decomposition occurs)	1	ECHA
Density	1.69 g/cm <sup>3</sup> @ 20°C	2	ECHA
Water solubility	764 g/L @ 25°C	2	ECHA

### III. ENVIRONMENTAL FATE PROPERTIES

Sodium thiosulfate dissociates in aqueous media to sodium ( $\text{Na}^+$ ) and thiosulfate ( $\text{S}_2\text{O}_3^{2-}$ ) ions. The thiosulfate anion is stable in neutral or alkaline media, but not in acidic media (EPA, 2007). In aqueous media, thiosulfate irreversibly disproportionates to sulfide and sulfate (EPA, 2007).



Biodegradation is not applicable to inorganic compounds. Sodium thiosulfate is not expected to bioaccumulate; it will dissociate to ions that are ubiquitous in the environment. Sodium thiosulfate is not expected to absorb to soil or sediment because of its dissociation properties and high water solubility.

#### **IV. HUMAN HEALTH HAZARD ASSESSMENT**

##### **A. Summary**

##### **B. Acute Toxicity**

No acute toxicity studies are available for sodium thiosulfate.

The oral LD<sub>50</sub> of potassium thiosulfate in rats is >2,500 mg/kg (ECHA) [Kl. score = 2]. The oral LD<sub>50</sub> of calcium thiosulfate in rats is >2,000 mg/kg (ECHA) [Kl. score = 1].

The inhalation 4-hr LC<sub>50</sub> of potassium thiosulfate in rats is >2,500 mg/kg (ECHA) [Kl. score = 2].

The dermal LD<sub>50</sub> of potassium thiosulfate in rabbits is >2.6 mg/L aerosol. The mass median aerodynamic diameter was 2.1 µm (ECHA) [Kl. score = 2].

##### **C. Irritation**

No reliable skin irritation studies are available for sodium thiosulfate or other thiosulfate salts.

Instillation of 0.1 mL ammonium thiosulfate into the eyes of rabbits was not irritating. The mean of the 24, 48, and 72 hour scores were: 0.00 for corneal opacity; 0.00 for iridial lesions; 0.56 for conjunctival redness; and 0.11 for chemosis (ECHA) [Kl. score = 2].

##### **D. Sensitization**

Ammonium thiosulfate was not considered to be a skin sensitizer in a mouse local lymph node assay (ECHA) [Kl. score = 1].

##### **E. Repeated Dose Toxicity**

###### Oral

No studies are available on the thiosulfate salts. Under acidic conditions, thiosulfates will disproportionate in aqueous media to form polythionic acids and bisulfite (HSO<sub>3</sub><sup>-</sup>) ions plus sulfur dioxide gas (SO<sub>2</sub>) (ECHA). A 2-year three-generation rat study on sodium metabisulfite will be used to read-across to sodium thiosulfate because sodium metabisulfite dissociates in water to form sodium (Na<sup>+</sup>) ions, disulfite (S<sub>2</sub>O<sub>5</sub><sup>2-</sup>) ions, and sulfur dioxide (SO<sub>2</sub>). The disulfite ions can



form bisulfite ( $\text{HSO}_3^-$ ) and sulfite ions ( $\text{SO}_3^{2-}$ ) in varying proportions dependent on the pH of the solution (OECD, 2001).

Male and female Wistar rats were fed in their diet 0, 0.125, 0.25, 0.5, 1.0, or 2.0% sodium metabisulfite for up to two years and over three generations. The diet was enriched with thiamine to prevent thiamine deficiency as a result of the sulfite-induced destruction of this vitamin. During storage up to the time of consumption, the losses of sulfite from the feed containing sodium metabisulfite at levels of 0.125, 0.25, 0.5, 1.0, and 2.0% averaged 22, 14, 12, 8, and 4.5%, respectively, while the decrease in thiamine was 2.7, 1.7, 8.3, 14.5, and 15.4%, respectively. The addition of thiamine to the diet prevented thiamine deficiency in rats at all dose levels based on measurements of thiamine levels in the urine and liver. The general condition of the rats was good during the first 72 weeks of the  $F_0$  generation, as well as the other two generations. After 72 weeks, there was a rapid increase in mortality in all groups. Survival in the treated groups was higher than the controls, except for the 2%  $F_1$  males; no deaths occurred in the 2%  $F_2$  females. A marginal reduction in body weight gain was observed in the 2% dose group (both sexes) in the  $F_1$  and  $F_2$  generations. Feed consumption was similar between treated and control groups. There were no changes in haematology and clinical chemistry parameters and urinalysis that were considered toxicologically significant. The  $\geq 1\%$  dietary groups had occult blood in their feces. Relative kidney weights were increased in the 2%  $F_2$  females, but there were no pathological changes noted in the kidneys from this group. Hyperplastic changes in the fore- and glandular stomachs were noted in the  $\geq 1\%$  groups in all three generations. Some slight alterations were also noted in stomachs of the 0.5%  $F_2$  rats. The NOAEL for systemic toxicity is 1.91% in the diet. This was estimated to be 955 mg/kg-day based on a rat body weight of 400 g and a daily feed intake of 20 g. The histopathologic effects on the stomach and the occult blood in feces are considered to be the result of localised irritation (a site-of-contact effect) from the ingestion of sodium metabisulfite (Til et al., 1972; ECHA). [Kl. score = 2]

#### Inhalation

No studies are available.

#### Dermal

No studies are available.

### **F. Genotoxicity**

#### *In Vitro Studies*

No studies are available on sodium thiosulfate. The in vitro genotoxicity studies on ammonium thiosulfate are presented below in Table 2.

**Table 2: *In vitro* Genotoxicity Studies on Ammonium Thiosulfate**

Test System	Results*		Klimisch Score	Reference
	-S9	+S9		
Bacterial reverse mutation ( <i>S. typhimurium</i> and <i>E. coli</i> strains)	-	-	1	ECHA
Mammalian cell gene mutation (mouse lymphoma L5178Y cells)	-	-	1	ECHA
Chromosomal aberration (Chinese hamster ovary cells)	-	-	1	ECHA

\*+, positive; -, negative

#### *In Vivo* Studies

No studies are available.

### G. Carcinogenicity

#### Oral

No studies are available on the thiosulfate salts. Under acidic conditions, thiosulfates will disproportionate in aqueous media to form polythionic acids and bisulfite ( $\text{HSO}_3^-$ ) ions plus sulfur dioxide gas ( $\text{SO}_2$ ) (ECHA). A 2-year three-generation rat study on sodium metabisulfite will be used to read-across to sodium thiosulfate because sodium metabisulfite dissociates in water to form sodium ( $\text{Na}^+$ ) ions, disulfite ( $\text{S}_2\text{O}_5^{2-}$ ) ions, and sulfur dioxide ( $\text{SO}_2$ ). The disulfite ions can form bisulfite ( $\text{HSO}_3^-$ ) and sulfite ions ( $\text{SO}_3^{2-}$ ) in varying proportions dependent on the pH of the solution (OECD, 2001).

Male and female Wistar rats were fed in their diet 0, 0.125, 0.25, 0.5, 1.0, or 2.0% sodium metabisulfite for up to two years and over three generations. There was no increased incidence of tumours in the treated groups compared to the controls (Til et al., 1972). [Kl. score = 2]

Male and female ICR/JCL mice were given in their drinking water 0, 1, or 2% potassium metabisulfite for two years. There was no increased incidence of tumours in the treated groups compared to the controls (Tanaka et al., 1979). [Kl. score = 2]

### H. Reproductive Toxicity

No studies are available on the thiosulfate salts. Under acidic conditions, thiosulfates will disproportionate in aqueous media to form polythionic acids and bisulfite ( $\text{HSO}_3^-$ ) ions plus sulfur dioxide gas ( $\text{SO}_2$ ) (ECHA). A 2-year three-generation rat study on sodium metabisulfite will be used to read-across to sodium thiosulfate because sodium metabisulfite dissociates in water to form sodium ( $\text{Na}^+$ ) ions, disulfite ( $\text{S}_2\text{O}_5^{2-}$ ) ions, and sulfur dioxide ( $\text{SO}_2$ ). The disulfite ions can



form bisulfite ( $\text{HSO}_3^-$ ) and sulfite ions ( $\text{SO}_3^{2-}$ ) in varying proportions dependent on the pH of the solution (OECD, 2001).

Male and female Wistar rats were fed in their diet 0, 0.125, 0.25, 0.5, 1.0, or 2.0% sodium metabisulfite for up to two years and over three generations. The diet was enriched with thiamine to prevent thiamine deficiency as a result of the sulfite-induced destruction of this vitamin. During storage up to the time of consumption, the losses of sulfite from the feed containing sodium metabisulfite at levels of 0.125, 0.25, 0.5, 1.0, and 2.0% averaged 22, 14, 12, 8, and 4.5%, respectively, while the decrease in thiamine was 2.7, 1.7, 8.3, 14.5, and 15.4%, respectively. The addition of thiamine to the diet prevented thiamine deficiency in rats at all dose levels based on measurements of thiamine levels in the urine and liver. The effects other than reproductive and developmental toxicity are discussed above in the Repeated Dose Toxicity section. There were no treatment-related effects on female fertility, the number of young per litter, or birth weight or mortality of the offspring. The number of  $F_{2a}$  pups was significantly reduced in the  $\geq 0.5\%$  groups during the first breeding cycle, but there was no dose-response, and the reduction did not occur during the second breeding cycle. Slight growth retardation was observed in the  $F_1$  and  $F_2$  generation rats both before and after weaning. The NOAEL for reproductive toxicity is 1.91% in the diet. This was estimated to be 955 mg/kg-day based on a rat body weight of 400 g and a daily feed intake of 20 g (Til et al., 1972; ECHA). [Kl. score = 2]

Male and female rats were given sodium metabisulfite in their drinking water for up to 2.5 years and three successive generations. The doses were 375 and 750 ppm as sulfur dioxide ( $\text{SO}_2$ ). There was no evidence of systemic toxicity in either dose group. The number of offspring of either the  $F_1$  and  $F_2$  generation and the proportion surviving to the end of lactation were similar between treated and control groups. The NOAEL for reproductive toxicity is 750 ppm (as  $\text{SO}_2$ ) in drinking water. Assuming an average rat body weight of 400 g and a daily water intake of 28 mL, 750 ppm (as  $\text{SO}_2$ ) corresponds to 53 mg/kg-day sodium metabisulfite (Lockett and Natoff, 1960; ECHA). [Kl. score = 2]

## I. Developmental Toxicity

Pregnant female Wistar rats were dosed by oral gavage with 0, 4, 19, 86, or 400 mg/kg sodium thiosulfate on GD 6 to 15. There was no maternal or developmental toxicity. The NOAEL for maternal and developmental toxicity is 400 mg/kg-day, the highest dose tested (ECHA) [Kl. score = 2].

Pregnant female CD-1 mice were dosed by oral gavage with 0, 5.5, 25.5, 118, or 555 mg/kg sodium thiosulfate on GD 6 to 15. There was no maternal or developmental toxicity. The NOAEL for maternal and developmental toxicity is 555 mg/kg-day, the highest dose tested (ECHA) [Kl. score = 2].

Pregnant female Dutch-belted rabbits were dosed by oral gavage with 0, 5.8, 27, 125.4, or 580 mg/kg sodium thiosulfate on GD 6 to 18. There was no maternal or developmental toxicity. The NOAEL for maternal and developmental toxicity is 580 mg/kg-day, the highest dose tested (ECHA) [Kl. score = 2].



## V. DERIVATION OF TOXICOLOGICAL REFERENCE AND DRINKING WATER GUIDANCE VALUES

### A. Non-Cancer

#### Oral

An oral reference dose and drinking water guidance value was not derived for sodium thiosulfate. NICNAS does not consider sodium thiosulfate to pose an unreasonable risk to the health of workers and public health on the basis of the Tier I IMAP assessment.<sup>1</sup>

**The Australian drinking water guideline values for sodium and sulfate may apply to sodium thiosulfate.**

### B. Cancer

Sodium or potassium metabisulfite were not carcinogenic to rodents in two-year dietary studies. Thus, a cancer reference value was not derived for sodium thiosulfate.

## VI. HUMAN HEALTH HAZARD ASSESSMENT OF PHYSICO-CHEMICAL PROPERTIES

Sodium thiosulfate does not exhibit the following physico-chemical properties:

- Explosivity
- Flammability
- Oxidizing potential

## VII. ENVIRONMENTAL HAZARD ASSESSMENT

### A. Summary

### B. Aquatic Toxicity

#### Acute Studies

No data are available on sodium thiosulfate. Table 3 lists the results of acute aquatic toxicity studies conducted on ammonium thiosulfate.

---

<sup>1</sup> [https://www.nicnas.gov.au/chemical-information/imap-assessments/imap-assessments/human-health-assessments#cas-A\\_7772-98-7](https://www.nicnas.gov.au/chemical-information/imap-assessments/imap-assessments/human-health-assessments#cas-A_7772-98-7).



**Table 3: Acute Aquatic Toxicity Studies on Ammonium Thiosulfate**

Test Species	Endpoint	Results (mg/L)	Klimisch score	Reference
<i>Lepomis macrochirus</i>	96-hr LC <sub>50</sub>	510	1	ECHA
<i>Salmo gairdneri</i>	96-hr LC <sub>50</sub>	770	1	ECHA
<i>Daphnia magna</i>	48-hr EC <sub>50</sub>	230	1	ECHA
<i>Pseudokirchneriella subcapitata</i>	72-hr EC <sub>50</sub>	>100	1	ECHA

#### Chronic Studies

No data are available.

### **C. Terrestrial Toxicity**

### **D. Calculation of PNEC**

The PNEC calculations for sodium thiosulfate follow the methodology discussed in DEWHA (2009).

#### PNEC water

Experimental results are available on ammonium thiosulfate for three trophic levels. Acute E(L)C<sub>50</sub> values are available for fish (510 mg/L), Daphnia (230 mg/L), and algae (100 mg/L). On the basis that the data consists of short-term results from three trophic levels, an assessment factor of 100 has been applied to the lowest reported E(L)C<sub>50</sub> value of 100 mg/L for algae. The PNEC<sub>water</sub> for ammonium thiosulfate is 1.0 mg/L. Conversion of this value to sodium thiosulfate using the molecular weights of ammonium thiosulfate (148.21 g/mol) and sodium thiosulfate (258.11 g/mol) results in a PNEC<sub>water</sub> value for sodium thiosulfate of 1.1 mg/L.

#### PNEC sediment

No experimental toxicity data on sediment organisms are available. Sodium thiosulfate dissociates completely in water with its environmental distribution is dominated by its high water solubility. K<sub>ow</sub> and K<sub>oc</sub> parameters do not readily apply to inorganics, such as sodium thiosulfate. Thus, the equilibrium partitioning method cannot be used to calculate the PNEC<sub>sediment</sub>. Based on the its properties, no adsorption of sodium thiosulfate to sediment is to



be expected, and the assessment of this compartment will be covered by the aquatic assessment.

#### PNEC soil

No reliable experimental toxicity data on terrestrial organisms are available. The environmental distribution of sodium thiosulfate is dominated by its water solubility. Sorption of sodium thiosulfate should probably be regarded as a reversible situation, *i.e.*, the substance is not tightly nor permanently bound.  $K_{ow}$  and  $K_{oc}$  parameters do not readily apply to inorganics, such as sodium thiosulfate. Thus, the equilibrium partitioning method cannot be used to calculate the  $PNEC_{soil}$ . Based on its properties, sodium thiosulfate is not expected to significantly adsorb to soil, and the assessment of this compartment will be covered by the aquatic assessment.

### **VIII. PBT Assessment**

The methodology for the Persistent, Bioaccumulative and Toxic (PBT) substances assessment is based on the Australian and EU Reach Criteria methodology (DEWHA, 2009; ECHA, 2008).

Sodium thiosulfate is an organic salt that dissociates completely to sodium, sulfide, and sulfate ions in aqueous solutions. Biodegradation is not applicable to these inorganic ions; these ionic species are also ubiquitous and are present in most water, soil and sediment. For the purposes of this PBT assessment, the persistent criteria are not considered applicable to sodium thiosulfate or its dissociated ions.

Sodium thiosulfate dissociates to ionic species. The sulfide ion can be oxidized by bacteria to sulfate. The sodium and sulfate ions are essential to all living organisms and their intracellular and extracellular concentrations are actively regulated. Thus, sodium thiosulfate is not expected to bioaccumulate.

There are no chronic toxicity studies on sodium thiosulfate. The acute  $EC(L)_{50}$  values are  $>1$  mg/L in fish, invertebrates and algae. Thus, sodium thiosulfate does not meet the screening criteria for toxicity.

The overall conclusion is that sodium thiosulfate is not a PBT substance.

### **IX. CLASSIFICATION AND LABELING**

#### **A. Classification**

Not classified.



## **B. Labelling**

No signal word.

## **C. Pictogram**

None

## **X. SAFETY AND HANDLING**

### **A. FIRST AID**

Eye Contact

Skin Contact

Inhalation

Ingestion

Notes to Physician

Medical Conditions Aggravated by Exposure

Emergency Personnel Protection

.

### **B. FIRE FIGHTING INFORMATION**

Extinguishing Media

Specific Exposure Hazards

Special Protective Equipment for Firefighters

### **C. ACCIDENTAL RELEASE MEASURES**

Personal Precautions

Environmental Precautions

Steps to be Taken if Material is Released or Spilled



## **D. STORAGE AND HANDLING**

### General Handling

### Other Handling Precautions

### Storage

## **E. EXPOSURE CONTROLS / PERSONAL PROTECTION**

### Occupational Exposure Standards

Workplace Australia has not established an occupational exposure standard for sodium thiosulfate.

### Engineering Controls

### Personal Protection Equipment

*Respiratory Protection:*

*Hand Protection:*

*Skin Protection:*

Eye protection:

*Other Precautions:*

## **F. TRANSPORT INFORMATION**

Sodium thiosulfate is not considered hazardous for purposes of transportation by road or rail. An Australian Dangerous Goods code is not required.

## **XI. DISPOSAL**

Disposal should be in accordance with all local, state, and federal regulations.

## **XII. REGULATORY INFORMATION**

Australian AICS Inventory: Listed.



### XIII. REFERENCES

- ADWG (2011). National Water Quality Management Strategy. Australian Drinking Water Guidelines, Section 6, Australian Government, National Health and Medical Research Council, Natural Resource Management Ministerial Council.
- Department of the Environment, Water, Heritage and the Arts [DEWHA] (2009). Environmental risk assessment guidance manual for industrial chemicals, Department of the Environment, Water, Heritage and the Arts, Commonwealth of Australia.
- ECHA. ECHA REACH database: <http://echa.europa.eu/information-on-chemicals/registered-substances>
- enHealth Human Risk Assessment [HHRA] (2012). Environmental Health Risk Assessment, Guidelines for Assessing Human Health Risks from Environmental Hazards. Office of Health Protection of the Australian Government Department of Health.
- European Chemicals Agency [ECHA] (2008). Guidance on Information Requirements and Chemical Safety Assessment, Chapter R11: PBT Assessment, European Chemicals Agency, Helsinki, Finland.
- Klimisch, H.J., Andreae, M., and Tillmann, U. (1997). A systematic approach for evaluating the quality of experimental and toxicological and ecotoxicological data. Regul. Toxicol. Pharmacol. 25:1-5.
- Lockett, M.F., and Natoff, I.L. (1960). A study of the toxicity of sulfite. 1. J. Pharm. Pharmacol. 12: 488-496.
- OECD (2001). OECD-SIDS
- OECD (2001). OECD-SIDS: Disodium disulphite (CAS No. 7657-4). UNEP Publications. Available at: <http://www.inchem.org/documents/sids/sids/DISODIUM.pdf>
- Tanaka, T., Fujii, M., Mori, H., and Hirono, I. (1979) Carcinogenicity test of potassium metabisulfite in mice. Ecotoxicol. Environ. Safety 3: 451-453.
- Til, H.P., Feron, V.P., de Groot, A.P. (1972). The toxicity of sulphite. I. Long-term feeding and multigeneration studies in rats. Fd. Cosmet. Toxicol. 10: 291-310.
- U.S. EPA [EPA] (2007). Reregistration Eligibility Decision (RED) for Ammonium Thiosulfate, Office of Prevention, Pesticides and Toxic Substances, EPA 738-R-07-001, December 20, 2007.



## SORBITAN, MONO-9-OCTADECENOATE, (Z)

This dossier on sorbitan, mono-9-octadecenoate, (Z) does not represent an exhaustive or critical review of all available data. Rather, it presents the most critical studies pertinent to the risk assessment of sorbitan, mono-9-octadecenoate, (Z) in its use in drilling muds and hydraulic fracturing fluids. The information presented in this dossier was obtained from the ECHA database that provides information on chemicals that have been registered under the EU REACH (ECHA). Where possible, study quality was evaluated using the Klimisch scoring system (Klimisch *et al.*, 1997).

### I. SUBSTANCE IDENTIFICATION

Chemical Name (IUPAC): [(2*R*)-2-[(2*R*,3*R*,4*S*)-3,4-dihydroxyoxolan-2-yl]-2-hydroxyethyl] (Z)-octadec-9-enoate

CAS RN: 1338-43-8

Molecular formula: C<sub>24</sub>H<sub>44</sub>O<sub>6</sub>

Molecular weight: 428

Synonyms: Sorbitan monooleate; sorbitan, mono-9-octadecenoate, (Z)

SMILES: CCCCCCCCC=CCCCCCCCC(=O)OCC(C1C(C(CO1)O)O)O

### II. PHYSICO-CHEMICAL PROPERTIES

No experimental information is available on sorbitan, mono-9-octadecenoate, (Z).

**Table 1: Overview of the Physico-chemical Properties of Sorbitan Stearate (CAS No. 1338-41-6)**

Property	Value	Klimisch score	Reference
Physical state at 20°C and 101.3 kPa	White-to-tan waxy solid	2	ECHA
Melting point	55°C >49 to <65°C	2 2	ECHA
Boiling point	No data	-	ECHA
Density	0.942 g/cm <sup>3</sup> @ 100°C	2	ECHA
Vapor pressure	0 Pa @ 25°C	2	ECHA



Property	Value	Klimisch score	Reference
Partition coefficient (log K <sub>ow</sub> )	5.19 (QSAR) 5.89 (QSAR)*	2	EPA, 2019
Water solubility	0.012 mg/L @ 25°C (QSAR)	2	ECHA
Flash point	225°C	2	ECHA
Viscosity	51 mm <sup>2</sup> /s @ 100°C	2	ECHA

\*Sorbitan, mono-9-octadecenoate, (Z)

### III. ENVIRONMENTAL FATE PROPERTIES

#### A. Summary

#### B. Biodegradation

Sorbitan mono-9-octadecenoate, (Z) is inherently biodegradable.

Sorbitan, mono-9-octadecenoate, (Z) is not readily biodegradable. In an OECD 301 C test, degradation was 43% after 10 days and 62% after 28 days (HPVIS).

Sorbitan stearate is readily biodegradable. In an OECD 301 C test, degradation was 88% after 28 days (ECHA) [Kl. score = 1].

#### C. Environmental Distribution

##### Adsorption/desorption

No experimental data are available for sorbitan, mono-9-octadecenoate, (Z). Using KOCWIN in EPISUITE™ (EPA, 2019), the estimated K<sub>oc</sub> value from log K<sub>ow</sub> is 1,599 L/kg. The estimated K<sub>oc</sub> value from the molecular connectivity index (MCI) is 2,423 L/kg.

#### D. Bioaccumulation

There are no bioaccumulation studies on sorbitan, mono-9-octadecenoate, (Z). Sorbitan, mono-9-octadecenoate, (Z) has an estimated log K<sub>ow</sub> of 5.89 (EPA, 2019). However, sorbitan, mono-9-octadecenoate, (Z) is expected to be metabolized and excreted. The metabolic pathway involves enzymatic hydrolysis by esterases to D-glucitol and the respective fatty acid. The fatty acids are metabolized by the beta-oxidation pathway and D-glucitol will undergo metabolism by the fructose metabolic pathway in the liver (ECHA). Using the Arnot-Gobas method involving



biotransformation in the QSAR model BCFBAF v3.01, the BCF values ranged from 36 to 92 L/kg, indicating a low potential for bioaccumulation (EPA, 2019).

#### **IV. HUMAN HEALTH HAZARD ASSESSMENT**

##### **A. Summary**

##### **B. Toxicokinetics/Metabolism**

Metabolism of the sorbitan esters in animals has been reported to occur initially via enzymatic hydrolysis, leading to sorbitan and the corresponding natural fatty acids. Oral gavage studies in rats with radiolabelled sorbitan monostearate, which is structurally similar to sorbitan, mono-9-octadecenoate, (Z), have demonstrated that about 90% of the sorbitan monostearate dose was absorbed and hydrolyzed to stearic acid and sorbitan (Elder, 1985; Wick, 1953). The resulting sorbitan and fatty acid metabolites, in turn would be expected to be metabolized further (via fatty acid beta-oxidation or carbohydrate metabolic pathways) to either smaller and more polar water-soluble metabolites, which can be excreted in the urine or as carbon dioxide exhaled in the lungs.

##### **C. Acute Toxicity**

No studies are available on sorbitan, mono-9-octadecenoate, (Z).

The oral LD<sub>50</sub> in rats for sorbitan monopalmitate is >15,900 mg/kg (ECHA) [Kl. score = 2].

The 4-hour inhalation LC<sub>50</sub> value for sorbitan monolaurate is >5 mg/L. The mass median aerodynamic diameter (MMAD) was 4.6 and 4.7 µm for two exposure periods (ECHA) [Kl. score = 2].

No acute dermal toxicity studies are available.

##### **D. Irritation**

Application of 0.5 g sorbitan palmitate to the skin of rabbits for 24 hours under occlusive conditions was not irritating (ECHA) [Kl. score = 2].

No eye irritation studies are available.

##### **E. Sensitization**

No studies are available.





## F. Repeated Dose Toxicity

### Oral

Sorbitan stearate was tested in a combined repeated dose toxicity study with a reproductive/developmental screening (OECD 422) test. Male and female SD rats were dosed by oral gavage with 0, 40, 200, or 1,000 mg/kg sorbitan stearate. There were no systemic effects that were considered to be treatment-related. The NOAEL for systemic toxicity is 1,000 mg/kg-day, the highest dose tested (ECHA) [Kl. score = 2].

### Inhalation

No studies are available.

### Dermal

No studies are available.

## G. Genotoxicity

### *In Vitro* Studies

There are no *in vitro* genotoxicity studies on sorbitan mono-9-octadecenate, (Z). Table 2 shows the results of *in vitro* genotoxicity studies on sorbitan stearate and sorbitan laurate.

**Table 2: *In vitro* Genotoxicity Studies on Sorbitan Stearate and Sorbitan Laurate**

Test System	Results*		Klimisch Score	Reference
	-S9	+S9		
Bacterial reverse mutation ( <i>S. typhimurium</i> and <i>E. coli</i> strains)	-	-	2	ECHA
Mammalian cell gene mutation (mouse lymphoma L5178Y cells)**	-	-	2	ECHA
Chromosomal aberration (human lymphocytes)**	-	-	2	ECHA

\*+, positive; -, negative

\*\*Read-across from sorbitan laurate (CAS No. 1338-43-8).

### *In Vivo* Studies

No studies are available.



## H. Carcinogenicity

No studies are available on sorbitan mono-9-octadecenoate, (Z).

Male and female TO mice were given in their diet 0, 0.5, 2, or 4% sorbitan stearate for 80 weeks. The estimated daily intakes were 0, 650, 2,600, and 5,200 mg/kg. Body weights were similar across all groups throughout the study. There were no increases in tumor incidence that were considered to be treatment-related (ECHA) [KI. score = 2].

## I. Reproductive/Developmental Toxicity

No studies are available on sorbitan mono-9-octadecenoate, (Z).

Sorbitan stearate was tested in a combined repeated dose toxicity study with a reproductive/developmental screening (OECD 422) test. Male and female SD rats were dosed by oral gavage with 0, 40, 200, or 1,000 mg/kg sorbitan stearate. There were no systemic, reproductive, or developmental effects that were considered to be treatment-related. The NOAEL for reproductive and developmental toxicity is 1,000 mg/kg-day, the highest dose tested (ECHA) [KI. score = 2].

## V. DERIVATION OF TOXICOLOGICAL REFERENCE AND DRINKING WATER GUIDANCE VALUES

The toxicological reference values developed for sorbitan mono-9-octadecenoate, (Z) follow the methodology discussed in enHealth (2012). The approach used to develop drinking water guidance values is described in the Australian Drinking Water Guidelines (ADWG, 2011).

### A. Non-Cancer

#### Oral

There are no repeated dose toxicity studies on sorbitan mono-9-octadecenoate, (Z). Sorbitan monostearate, a structurally similar substance to sorbitan mono-9-octadecenoate, (Z) has been tested in an OECD 422 rat oral gavage study. The NOAEL for systemic, reproductive, and developmental toxicity is 1,000 mg/kg-day. The NOAEL of 1,000 mg/kg-day will be used to derive an oral RfD and drinking water guidance value.

#### *Oral Reference Dose (oral RfD)*

$$\text{Oral RfD} = \text{NOAEL} / (\text{UF}_A \times \text{UF}_H \times \text{UF}_L \times \text{UF}_{\text{Sub}} \times \text{UF}_D)$$

Where:

$\text{UF}_A$  (interspecies variability) = 10

$\text{UF}_H$  (intraspecies variability) = 10

$\text{UF}_L$  (LOAEL to NOAEL) = 1

$\text{UF}_{\text{Sub}}$  (subchronic to chronic) = 10

$\text{UF}_D$  (database uncertainty) = 1



$$\text{Oral RfD} = 1,000 / (10 \times 10 \times 1 \times 10 \times 1) = 1,000 / 1,000 = \underline{1.0 \text{ mg/kg-day}}$$

#### *Drinking water guidance value*

Drinking water guidance value = (animal dose) x (human weight) x (proportion of intake from water) / (volume of water consumed) x (safety factor)

Using the oral RfD,

Drinking water guidance value = (oral RfD) x (human weight) x (proportion of water consumed) / (volume of water consumed)

where:

Human weight = 70 kg (ADWG, 2011)

Proportion of water consumed = 10% (ADWG, 2011)

Volume of water consumed = 2L (ADWG, 2011)

$$\text{Drinking water guidance value} = (0.04 \times 70 \times 0.1) / 2 = \underline{3.5 \text{ mg/L}}$$

### **B. Cancer**

There are no carcinogenicity studies on sorbitan mono-9-octadecenoate, (Z). Sorbitan monostearate was not carcinogenic to mice. Thus, a cancer reference value was not derived.

## **VI. HUMAN HEALTH HAZARD ASSESSMENT OF PHYSICO-CHEMICAL PROPERTIES**

Sorbitan mono-9-octadecenoate, (Z) does not exhibit the following physico-chemical properties:

- Explosivity
- Flammability
- Oxidizing potential

## **VII. ENVIRONMENTAL HAZARD ASSESSMENT**

### **A. Summary**

### **B. Aquatic Toxicity**

#### Acute Studies

Table 3 lists the results of acute aquatic toxicity studies conducted on sorbitan, mono-9-octadecenoate, (Z) or sorbitan stearate.



**Table 3: Acute Aquatic Toxicity Studies on Sorbitan, Mono-9-octadecenoate, (Z) and Sorbitan Stearate**

Test Species	Endpoint	Results (mg/L)	Klimisch score	Reference
<i>Salmo gairdneri</i>	96-hr LL <sub>50</sub>	>1,000 [WAF]	2	HPVIS
<i>Oryzias latipes</i>	96-hr LL <sub>50</sub>	>1,000 [WAF]*	1	ECHA
<i>Daphnia magna</i>	48-hr EL <sub>50</sub>	>1,000 [WAF]*	1	ECHA
<i>Pseudokirchneriella subcapitata</i>	72-hr EL <sub>50</sub>	>1,000 [WAF]*	1	ECHA

\*Studies conducted on sorbitan stearate (CAS No. 1338-41-6).

#### Chronic Studies

The 21-day NOELR (no-observed-effect-loading-rate) in a *Daphnia* reproduction test for sorbitan stearate (CAS No. 1338-41-6) is 16 mg/L WAF (ECHA) [Kl. score = 2].

The 72-hr NOELR (no-observed-effect-loading-rate) to *Pseudokirchneriella subcapitata* for sorbitan stearate is 560 mg/L [WAF] (ECHA) [Kl. score = 1].

#### **C. Terrestrial Toxicity**

No data are available.

#### **D. Calculation of PNEC**

The PNEC calculations for sorbitan, mono-9-octadecenoate, (Z) follow the methodology discussed in DEWHA (2009).

##### PNEC water

Experimental results are available for three trophic levels. Acute E(L)L<sub>50</sub> values are available for fish (>1,000 mg/L WAF), invertebrates (>1,000 mg/L WAF), and algae (>1,000 mg/L WAF). Results from chronic studies are available for invertebrates (16 mg/L WAF) and algae (560 mg/L WAF). On the basis that the data consists of short-term studies for three trophic levels and long-term results studies for two trophic levels, an assessment factor of 50 has been applied to the lowest reported NOELR of 16 mg/L for invertebrates. The PNEC<sub>water</sub> is 0.32 mg/L WAF.

##### PNEC soil

There are no toxicity data for terrestrial or soil organisms. Therefore, the PNEC<sub>soil</sub> was calculated using the equilibrium partitioning method. The PNEC<sub>soil</sub> is 10.3 mg/kg soil dry weight.



The calculations are as follows:

$$\begin{aligned} \text{PNEC}_{\text{soil}} &= (\text{Kp}_{\text{soil}}/\text{BD}_{\text{soil}}) \times 1000 \times \text{PNEC}_{\text{water}} \\ &= (48.46/1500) \times 1000 \times 0.32 \\ &= 10.3 \end{aligned}$$

Where:

$\text{Kp}_{\text{soil}}$  = soil-water partition coefficient ( $\text{m}^3/\text{m}^3$ )

$\text{BD}_{\text{soil}}$  = bulk density of soil ( $\text{kg}/\text{m}^3$ ) = 1,500 [default]

$$\begin{aligned} \text{Kp}_{\text{soil}} &= \text{K}_{\text{oc}} \times f_{\text{oc}} \\ &= 2,423 \times 0.02 \\ &= 48.46 \end{aligned}$$

Where:

$\text{K}_{\text{oc}}$  = organic carbon normalised distribution coefficient ( $\text{L}/\text{kg}$ ). The  $\text{K}_{\text{oc}}$  for sorbitan, mono-9-octadecenoate, (Z) based on the molecular connectivity index (MCI) is 2,423  $\text{L}/\text{kg}$  (EPA, 2019).

$f_{\text{oc}}$  = fraction of organic carbon in soil = 0.02 [default].

## VIII. PBT Assessment

The methodology for the Persistent, Bioaccumulative and Toxic (PBT) substances assessment is based on the Australian and EU Reach Criteria methodology (DEWHA, 2009; ECHA, 2008).

Sorbitan, mono-9-octadecenoate, (Z) is not readily biodegradable; however, it is expected to be inherently biodegradable; thus, it does not meet the screening criteria for persistence.

The estimated BCF values (involving biotransformation) for sorbitan, mono-9-octadecenoate, (Z) ranged from 36 to 92  $\text{L}/\text{kg}$ . Thus, it does not meet the criteria for bioaccumulation.

The lowest chronic NOELR for sorbitan stearate, the surrogate for sorbitan, mono-9-octadecenoate, (Z), is  $>0.1 \text{ mg}/\text{L}$ . The acute  $\text{E(L)}_{50}$  values are  $>1 \text{ mg}/\text{L}$ . Thus, sorbitan, mono-9-octadecenoate, (Z) does not meet the screening criteria for toxicity.

The overall conclusion is that sorbitan, mono-9-octadecenoate, (Z) is not a PBT substance.

## IX. CLASSIFICATION AND LABELING

### A. Classification

No classified.

### B. Labelling

No signal word.



### **C. Pictogram**

None

## **X. SAFETY AND HANDLING**

### **A. FIRST AID**

Eye Contact

Skin Contact

Inhalation

Ingestion

Notes to Physician

Medical Conditions Aggravated by Exposure

Emergency Personnel Protection

.

### **B. FIRE FIGHTING INFORMATION**

Extinguishing Media

Specific Exposure Hazards

Special Protective Equipment for Firefighters

### **C. ACCIDENTAL RELEASE MEASURES**

Personal Precautions

Environmental Precautions

Steps to be Taken if Material is Released or Spilled

### **D. STORAGE AND HANDLING**

General Handling

Other Handling Precautions



## Storage

### **E. EXPOSURE CONTROLS / PERSONAL PROTECTION**

#### Occupational Exposure Standards

Workplace Australia has not established an occupational exposure standard for sorbitan, mono-9-octadecenoate, (Z).

#### Engineering Controls

#### Personal Protection Equipment

*Respiratory Protection:*

*Hand Protection:*

*Skin Protection:*

Eye protection:

*Other Precautions:*

### **F. TRANSPORT INFORMATION**

Sorbitan, mono-9-octadecenoate, (Z) is not considered hazardous for purposes of transportation by road or rail. An Australian Dangerous Goods code is not required.

### **XI. DISPOSAL**

Disposal should be in accordance with all local, state, and federal regulations.

### **XII. REGULATORY INFORMATION**

Australian AICS Inventory: Listed.



### XIII. REFERENCES

- ADWG (2011). National Water Quality Management Strategy. Australian Drinking Water Guidelines, Section 6, Australian Government, National Health and Medical Research Council, Natural Resource Management Ministerial Council.
- Department of the Environment, Water, Heritage and the Arts [DEWHA] (2009). Environmental risk assessment guidance manual for industrial chemicals, Department of the Environment, Water, Heritage and the Arts, Commonwealth of Australia.
- ECHA. ECHA REACH database: <http://echa.europa.eu/information-on-chemicals/registered-substances>.
- Elder, R.L. (1985). Final report on the safety assessment of sorbitan stearate, sorbitan laurate, sorbitan sesquioleate, sorbitan oleate, sorbitan tristearate, sorbitan palmitate, and sorbitan trioleate, J. Amer. Coll. Toxicol. 4(3): 65-121.
- enHealth Human Risk Assessment [HHRA] (2012). Environmental Health Risk Assessment, Guidelines for Assessing Human Health Risks from Environmental Hazards. Office of Health Protection of the Australian Government Department of Health.
- European Chemicals Agency [ECHA] (2008). Guidance on Information Requirements and Chemical Safety Assessment, Chapter R11: PBT Assessment, European Chemicals Agency, Helsinki, Finland.
- HPVIS. U.S. EPA High Production Volume (HPV) Information System: U.S. HPV Test Plan and Robust Summaries for Sorbitan Esters Category of the Aliphatic Esters Chemicals, November 26, 2003. Available at: [https://ofmpub.epa.gov/opthpv/Public\\_Search.PublicDetails](https://ofmpub.epa.gov/opthpv/Public_Search.PublicDetails).
- Klimisch, H.J., Andreae, M., and Tillmann, U. (1997). A systematic approach for evaluating the quality of experimental and toxicological and ecotoxicological data. Regul. Toxicol. Pharmacol. 25:1-5.
- U.S. Environmental Protection Agency [EPA] (2019). EPISuite™ v. 4.11, United States Environmental Protection Agency, Office of Pollution Prevention and Toxics and Syracuse Research Corporation. Available at: <https://www.epa.gov/tsca-screening-tools/epi-suite-estimation-program-interface>.
- Wick, A.N., and Joseph, L. (1953). The metabolism of sorbitan monostearate. Food Res. 18: 79





## **SORBITAN MONOOLEATE POLYOXYETHYLENE DERIVATIVE**

This dossier on sorbitan monooleate polyoxyethylene derivative does not represent an exhaustive or critical review of all available data. Rather, it presents the most critical studies pertinent to the risk assessment of sorbitan monooleate polyoxyethylene derivative in its use in drilling muds and hydraulic fracturing fluids. The information presented in this dossier was obtained from the ECHA database that provides information on chemicals that have been registered under the EU REACH (ECHA), and the European Food and Safety Authority (EFSA, 2015). Where possible, study quality was evaluated using the Klimisch scoring system (Klimisch *et al.*, 1997).

### **I. SUBSTANCE IDENTIFICATION**

Chemical Name: Sorbitan monooleate polyoxyethylene derivative

CAS RN: 9005-65-6

Molecular formula: Not available (UVCB substances)

Molecular weight: Not available (UVCB substances)

Synonyms: See below.

SMILES: No available (UVCB substances)

The composition of sorbitan monooleate polyoxyethylene derivative (CAS No. 9005-65-6) is unknown. The CAS No. 9005-65-6 is a generically CAS No. that can include at least the following UVCB substance groups (CIR, 2015):

1. An ethoxylated sorbitan ester of oleic acid with an average of 3 moles of ethylene oxide (e.g., PEG-3-sorbitan oleate).
2. A mixture of oleate esters of sorbitol and sorbitol anhydrides, consisting predominantly of the monoester, condensed with approximately 5 moles of ethylene oxide (e.g., Polysorbate 81).
3. An ethoxylated sorbitan ester of oleic acid with an average of 6 moles of ethylene oxide (e.g., PEG-6 sorbitan oleate).
4. An ethoxylated sorbitan ester of oleic acid with an average of 20 moles of ethylene oxide (e.g., PEG-20 sorbitan oleate).
5. A mixture of oleate esters of sorbitol and sorbitol anhydrides, consisting predominantly of the monoester, condensed with approximately 20 moles of ethylene oxide (e.g., Polysorbate 80).



This dossier will include information from the following substances:

Sorbitan monooleate, ethoxylated (1-6.5 moles ethoxylated) [CAS No. 9005-65-6]

Polysorbate 80 (CAS No. 9005-65-6)

Sorbitan monolaurate, ethoxylated (1-6.5 moles ethoxylated) [CAS No. 9005-64-5]

## II. PHYSICO-CHEMICAL PROPERTIES

**Table 1: Overview of the Physico-chemical Properties of Sorbitan Monooleate, Ethoxylated (1 – 6.5 Moles Ethoxylated) [CAS No. 9005-65-6]\***

Property	Value	Klimisch score	Reference
Physical state at 20°C and 101.3 kPa	Liquid	2	ECHA
Melting point	-32.7°C -33.9°C	2 2	ECHA
Boiling point	No data	-	ECHA
Density	1.03 g/cm <sup>3</sup> @ 25°C	2	ECHA
Vapor pressure	0 Pa @ 20°C (QSAR)	2	ECHA
Partition coefficient (log K <sub>ow</sub> )	4.51 to 5.06 (QSAR)**	2	ECHA
Water solubility	35 to 100 mg/L @ 20°C***	1	ECHA
Flash Point	256°C	4	ECHA

\*Data located in REACH database for dehydrated sorbitol, C18 (unsaturated) fatty acid esters, ethoxylated (EC No. 701-203-3).

\*\*QSAR (KOWWIN v1.68): sorbitan monooleate, ethoxylated 5EO and sorbitan monooleate, ethoxylated 3EO, respectively.

\*\*\*Sorbitan monooleate, ethoxylated 3EO: ~100 mg/L; sorbitan monooleate, ethoxylated 5EO: ~35 mg/L.



### III. ENVIRONMENTAL FATE PROPERTIES

#### A. Summary

#### B. Biodegradation

In an ISO Standard 14593 ready biodegradation test, degradation of Tween 81 (CAS No. 9005-65-6) was 61% after 28 days, indicating ready biodegradability (ECHA) [Kl. score = 2].

#### C. Environmental Distribution

##### Adsorption/desorption

No experimental data are available for sorbitan monooleate polyoxyethylene derivative. Using KOCWIN v2.00, the estimated  $K_{oc}$  values for the main components in sorbitan monooleate, ethoxylated (1-6.5 moles ethoxylated) [CAS No. 9005-65-6] based on the molecular connectivity index (MCI) ranged from 794 to 1,259 L/kg (ECHA).

The molecular structure indicates a potential of surface-active properties, which are not taken into account by the QSAR model calculations. The adsorption of non-ionic surfactants to soil is generally high (ECHA).

#### D. Bioaccumulation

There are no experimental bioaccumulation studies on sorbitan monooleate polyoxyethylene derivative. The bioaccumulation potential was estimated for sorbitan monooleate, ethoxylated (1-6.5 moles ethoxylated) [CAS No. 9005-65-6] using BCFBAF v3.01 (Arnot-Gobas method, including biotransformation). The calculated BCF values were 12.6 to 14.6 L/kg. When biotransformation was excluded, the BCF values were 18.6 to 42.8 L/kg (ECHA). Thus, sorbitan monooleate polyoxyethylene derivative has a low potential for bioaccumulation.

### IV. HUMAN HEALTH HAZARD ASSESSMENT

The information in this section is from studies conducted on the Polysorbates.

Polysorbate 80 is composed of a sorbitan ring with ethylene oxide polymers attached at three different hydroxyl positions. While the number of repeat ethylene oxide subunits varies at each position, their total number equals 20 and is constant for each polysorbate. The major fatty acid side chains of Polysorbate 80 is oleic acid. The commercial polysorbates are complex mixtures, *i.e.*, UVCB (Unknown or Variable Composition, Complex Reaction Products and Biological Materials) substances. The composition data reported in Kerwin *et al.* (2008) shows that oleic acid ester of Polysorbate 80 is  $\geq 58\%$  of the total number of fatty acid species; the remaining fatty acids are a mixture of both saturated and unsaturated fatty acids. The average molecular weight of Polysorbate 80 is 1,310 g/mol (Kerwin *et al.*, 2008).



## A. Summary

The acute toxicity of Polysorbate 80 is low by the oral and dermal routes. It is non-irritating to the skin and eyes, and it is not a dermal sensitizer. Polysorbate 80 is poorly absorbed from the gastrointestinal tract. Dietary studies conducted for up to two years with Polysorbate 80 indicate that it is essentially non-toxic to rats and mice. Polysorbate 20 is not genotoxic. A similar substance to Polysorbate 20 (Polysorbate 80) was not carcinogenic to mice when given in the diet; nor was it carcinogenic to female rats. Male rats showed a marginal increase in the number of benign adrenal medulla pheochromocytomas in the high-dose male rats. Adrenal medulla hyperplasia, a lesion considered to be the precursor to pheochromocytoma, was increased in the low-dose, but not high-dose, male rats. The increased adrenal medulla pheochromocytomas in the Polysorbate 80-treated male rats does not have relevance to humans. This conclusion is based on the lack of genotoxicity of Polysorbate 80, the equivocal finding in the NTP study, and that pheochromocytomas have been associated with poorly metabolized food additives (*i.e.*, polyols such as sorbitol, xylitol, lactitol; lactose) given to animals at high doses and have been regarded as of no significance to humans. Polysorbates have not shown any indication of reproductive or developmental toxicity when tested in rats.

## B. Toxicokinetics/Metabolism

Pharmacokinetic and metabolism studies are available for Polysorbate 20 and 80. These polysorbates have similar absorption, distribution, metabolic fate, and elimination, which would be expected given that they only differ in their fatty acid side-chain.

Following the oral administration of polysorbates, the ester link of the polysorbate molecule is hydrolyzed in the gastrointestinal tract by pancreatic lipase; the fatty acid moiety that is released is absorbed and metabolized by the same pathways that exist for long-chain fatty acids from dietary sources. The remaining polyoxyethylene sorbitan moiety is not well absorbed from the gastrointestinal tract and is excreted in the feces. The polyoxyethylene sorbitan moiety that is absorbed is not metabolized and is excreted in the urine (CIR, 1984).

Polysorbate 20 with [<sup>14</sup>C]-labelled lauric acid was fed to rats. Twenty-hours later, 80% of the lauric acid was oxidized and expired as CO<sub>2</sub>; 12% was in the carcass; 4% was not absorbed from the gastrointestinal tract; 2.5% was excreted in the urine; and 1.2% was in the liver (Nelson *et al.*, 1966).

In a study with the [<sup>14</sup>C]-label in the polyoxyethylene portion of Polysorbate 20, 82-90% of the radioactivity was excreted in the feces and 8-11% in the urine, but little to no radioactivity was found in the liver, carcass, or expired CO<sub>2</sub> (Nelson *et al.*, 1966). When the sorbitol moiety of Polysorbate 80 was labeled, 91% of the radioactivity was recovered in the feces, 2.1% in the urine, 1.6% in the carcass, and none in expired CO<sub>2</sub>, liver, kidney, spleen, adrenals, brain, gonads, or fat (Treon *et al.*, 1967).

A similar pattern of polysorbate metabolism occurs in humans as in rats following oral administration (Culver *et al.*, 1951). In four subjects fed 4.5 g of unlabeled Polysorbate 80 per day (study duration not stated), 90-97% of the polyoxyethylene fraction was excreted in the



feces, and 2.3-3.1% was excreted in the urine. The analytical method measured the oxyethylene value of Polysorbate 80 and could not distinguish between the free polyoxyethylene moiety and the unhydrolyzed parent ester. Since no fatty acids containing the polyoxyethylene moiety were detected in the urine, it was concluded that it was polyoxyethylene sorbitan excreted in the urine.

The Polysorbates are rapidly hydrolyzed by blood esterases following intravenous administration. In a study using mice, plasma concentrations of Polysorbate 80 rapidly declined to about 66% of the initial concentration by 15 minutes after post-bolus intravenous injection, with a plasma concentration of <0.05% (van Tellingen *et al.*, 1999). The released fatty acids are metabolized similar to other fatty acids in the blood, and the remaining polyoxyethylene moiety is not metabolized, but is excreted primarily in the urine (Nelson *et al.*, 1966). A small percentage is found in the feces, indicating biliary excretion (Nelson *et al.*, 1966; Treon *et al.*, 1967).

### **C. Acute Toxicity**

The oral LD<sub>50</sub> values for Polysorbate 20 in rats are >36,700 mg/kg (ECHA) [Kl. score = 4]; >33,800 mg/kg (ECHA) [Kl. score = 4]; and >30 mL/kg (ECHA) [Kl. score = 4]. The oral LD<sub>50</sub> value for mice is >30 mL/kg (ECHA) [Kl. score = 4].

No acute inhalation studies are available for the Polysorbates.

There are no acute dermal toxicity studies on Polysorbate 20. The dermal LD<sub>50</sub> value in rats for Polysorbate 60 (polyoxyethylene sorbitan monostearate) is >2000 mg/kg (ECHA) [Kl. score = 4].

### **D. Irritation**

Application of 0.5 mL Polysorbate 20 to the skin of rabbits for 4 hours under semi-occlusive conditions was not irritating (ECHA) [Kl. score = 1]. The mean of the 24-, 48-, and 72-hour scores were 0.89 for erythema and 0.00 for edema (ECHA) [Kl. score = 1].

Instillation of 0.1 mL Polysorbate 20 into the eyes of rabbits was not irritating. The mean of the 24-, 48-, and 72-hour scores were: 0.00 for corneal opacity; 0.00 for iridial lesions; and 0.00 for conjunctival redness (ECHA) [Kl. score = 2].

### **E. Sensitization**

Polysorbate 20 was not considered a skin sensitizer when tested in a guinea pig maximization test (ECHA) [Kl. score = 1].

### **F. Repeated Dose Toxicity**

The polysorbates have been well-studied in multiple species, including rats, mice, hamsters, monkeys and dogs. A complete review of all the studies can be found in JECFA (1974) and EFSA



(2015). Two of the more reliable polysorbate studies were conducted on polyoxyethylene sorbitan monostearate or Polysorbate 60 (CAS No. 9005-67-8).

There does not appear to be any toxicological differences between the polysorbates. No target organs were identified in these studies, and diarrhea is the primary non-neoplastic effect at concentrations of  $\geq 5\%$  in feed. The diarrhea is related to the composition of the diet. Polysorbates in diets without dietary fiber resulted in exfoliated or damaged brush border membrane of the small intestinal cells, inducing diarrhea and reduced body weight (Kimura *et al.*, 1982).

### Oral

Male and female Sprague-Dawley rats were given in their feed 0, 1, 2, or 5% Polysorbate 60 for 13 weeks. Effects were noted only in the 5% dietary group and consisted of diarrhea, increased water consumption, enlarged cecum, and slightly decreased hemoglobin. The NOAEL for this study is 2% in the diet, which corresponds to 1,355 and 1,565 mg/kg-day for males and females, respectively (BIBRA, 1981; EFSA, 2015) [Kl. score = 2].

Male and female Osborne-Mendel rats were given in their feed 0, 2, 5, 10, or 25% Polysorbate 60 for 24 months. There was no treatment-related mortality or in feed consumption. In the 25% dietary group, there was severe diarrhea and reduced body weight gain the males. Liver weights were increased with no corresponding histopathologic changes. The cecum was also enlarged, but the histopathologic examination showed no treatment-related changes. The only changes seen in the 10% and 5% dietary groups were moderate and slight diarrhea, respectively. The NOAEL for this study is 2% in the diet, which corresponds to 1,000 mg/kg-day (Fitzburgh *et al.*, 1959; EFSA, 2015) [Kl. score = 2].

Male and female F344/N rats were given in their feed 0, 3,100, 6,200, 12,500, 25,000, or 50,000 ppm Polysorbate 80 for 13 weeks. There were no treatment-related effects. The NOAEL for this study is 50,000 ppm in the diet, which corresponds to 4,500 mg/kg-day (NTP, 1992a) [Kl. score = 2].

Male and female B6C3F<sub>1</sub> mice were given in their feed 0, 3,100, 6,200, 12,500, 25,000, or 50,000 ppm Polysorbate 80 for 13 weeks. There were no treatment-related effects. The NOAEL for this study is 50,000 ppm in the diet, which corresponds to 10,000 mg/kg-day (NTP, 1992a) [Kl. score = 2].

Male and female F344/N rats were given in their feed 0, 25,000 or 50,000 ppm Polysorbate 80 for two years. There was reduced survival in the male, but not female, rats; there were no other non-neoplastic treatment-related effects. The NOAEL for this study is 50,000 ppm in the diet, which corresponds to 2,500 mg/kg-day (NTP, 1992a) [Kl. score = 2].

Male and female B6C3F<sub>1</sub> mice were given in their feed 0, 25,000 or 50,000 ppm Polysorbate 80 for two years. The 50,000 ppm animals had forestomach squamous hyperplasia, and the 50,000 ppm females had forestomach ulcers. These effects were considered to be the localized effects of the test material and not due to systemic toxicity. The NOAEL for systemic toxicity in this



study is 50,000 ppm in the diet, which corresponds to 3,700 mg/kg-day (NTP, 1992a) [Kl. score = 2].

#### Inhalation

No data are available.

#### Dermal

No data are available.

### **G. Genotoxicity**

#### *In Vitro Studies*

The results of the *in vitro* genotoxicity studies on Polysorbate 80 are presented below in Table 2.

**Table 2: *In vitro* Genotoxicity Studies on Polysorbate 80**

Test System	Results*		Klimisch Score	Reference
	-S9	+S9		
Bacterial reverse mutation ( <i>S. typhimurium</i> )	-	-	2	EFSA, 2015
Chromosomal aberration (Chinese hamster fibroblasts)	-	-	2	EFSA, 2015

\*+, positive; -, negative

#### *In Vivo Studies*

Male CBA mice were given a single oral gavage dose of 0 or 75 mg/kg Polysorbate 80. There was no significant increase in micronuclei in the bone marrow cells of the treated mice compared to controls (Jenssen and Ramel, 1980) [Kl. score = 2].

### **H. Carcinogenicity**

The NTP conducted two-year dietary carcinogenicity studies on Polysorbate 80 in F344/N rats and B6C3F<sub>1</sub> mice. The dietary levels were 0, 25,000 or 50,000 ppm Polysorbate 80. The average daily intakes in rats were 0, 1,174, and 2,415 mg/kg-day for males; and 0, 1,344, and 2,745 mg/kg-day for females. There was no evidence of carcinogenic activity for Polysorbate 80 in female rats or in male and female mice at any dose level. In male rats, the incidence of benign or malignant adrenal medulla pheochromocytomas (combined) was significantly increased in the high-dose males (21/50, 19/50, and 29/50 for the 0, 25,000, and 50,000 ppm groups, respectively). The incidence of the high-dose group (58%) exceeded the upper historical control



range of 48% for males from the current NTP 2-year dietary studies. But when NTP evaluated the historical control incidence in male F344/N rats based on a broader range of NTP studies than those included in the recent historical control data, the incidence of pheochromocytomas in untreated male rats was as high as 65% (Haseman *et al.*, 1990). The increased incidence of pheochromocytomas in the high-dose males was due to an increase in the number of benign pheochromocytomas occurring in a single gland. The incidence of hyperplasia of the adrenal medulla was increased in the low-dose male rats, but not in the high-dose male rats (11/50, 22/50, 12/50, respectively). The NTP concluded that the marginal increased incidence of pheochromocytomas in combination with the increased incidence of hyperplasia were considered to be an equivocal finding (NTP, 1992a) [Kl. score = 2].

A review of the NTP (1992a) data by the EU Scientific Committee on Foods (SCF, 1995) and a subsequent review by the European Food Safety Authority (EFSA, 2015) concluded that the increased adrenal medulla pheochromocytomas in the Polysorbate 80-treated male rats did not have relevance to humans. This conclusion was based on the lack of genotoxicity of Polysorbate 80, the equivocal finding in the NTP study, and that pheochromocytomas have been associated with poorly metabolized food additives (*i.e.*, polyols such as sorbitol, xylitol, lactitol; lactose) given to animals at high doses and have been regarded as of no significance to humans. In the long-term (mainly 2-year) studies on polyols and lactose, adrenal medullary hyperplasia and pheochromocytomas occurred at dietary concentrations of  $\geq 5\%$  and usually at 10-20%, with no proliferative lesions and tumors seen at lower concentrations (reviewed in Lynch *et al.*, 1996). The pheochromocytomas in these studies were seen in rats, but not in mice and dogs, with male rats having a higher incidence than female rats. In their evaluation of the human significance of these tumors from polyols and lactose, Lynch *et al.* (1996) discuss the significant morphological, functional, and etiological differences between rats and humans with regards to the nature of proliferative lesions that occur in the adrenal medulla. They conclude that the rat is much more susceptible to induction of proliferative lesions of the adrenal medulla compared to humans. There are also mechanistic data on polyols and lactose that support a high-dose rat-specific mode-of-action for these adrenal medulla pheochromocytomas. Although there are no mechanistic studies on Polysorbate 80, the similarity in the toxicity profile of Polysorbate 80 with these poorly metabolized carbohydrates would suggest that the pheochromocytomas seen in the male rats in the NTP two-year carcinogenicity study also occurs by a high-dose rat-specific mode-of-action.

## **I. Reproductive Toxicity**

In a three-generation reproductive toxicity study, male and female rats were given in their feed 0, 5, 10, or 20% (0, 2,500, 5,000, or 20,000 mg/kg-day) Polysorbate 80. Diarrhea was seen in the  $\geq 10\%$  parental animals. There was reduced postnatal survival in the pups in the 20% dietary group as well as reduced lactation and breeding efficiency. There were no other effects that were indicative of reproductive or developmental toxicity. The NOAEL for reproductive and developmental toxicity is 10% in the diet, which corresponds to 5,000 mg/kg-day (Oser and Oser, 1956a,b; Oser and Oser, 1957a,b) [Kl. score = 2].





## J. Developmental Toxicity

Pregnant female SD rats were dosed by oral gavage with 0, 500, or 5,000 mg/kg Polysorbate 80 on GD 6-15. At 500 and 5,000 mg/kg, liver weights were slightly increased in the maternal dams, but the change was not enough to be considered adverse. There was no indication of developmental toxicity. The NOAEL for maternal toxicity is 5,000 mg/kg-day. The NOAEL for developmental toxicity is 5,000 mg/kg-day, the highest dose tested (NTP, 1992b; Price et al., 1994) [KI. score = 2].

## V. DERIVATION OF TOXICOLOGICAL REFERENCE AND DRINKING WATER GUIDANCE VALUES

The toxicological reference values developed for Polysorbate 80 follow the methodology discussed in enHealth (2012). The approach used to develop drinking water guidance values is described in the Australian Drinking Water Guidelines (ADWG, 2011).

### A. Non-Cancer

#### Oral

A two-year carcinogenicity study was conducted in rats given 0, 25,000, or 50,000 ppm Polysorbate 80 in feed (NTP, 1992a). For non-cancer effects, there were no adverse findings at any dose level. In female rats, there were no carcinogenic effects; but in the male rats, there was a marginal increase in the number of benign adrenal medulla pheochromocytomas in the high-dose male rats. Adrenal medulla hyperplasia, a lesion considered to be the precursor to pheochromocytoma, was increased in the low-dose, but not high-dose, male rats. The NOAEL for this study is 25,000 ppm for male rats, which corresponds to average daily intake of 1,174 mg/kg-day. The NOAEL of 1,174 mg/kg-day will be used to derive an oral reference dose and drinking water guidance value.

#### *Oral Reference Dose (oral RfD)*

$$\text{Oral RfD} = \text{NOAEL} / (\text{UF}_A \times \text{UF}_H \times \text{UF}_L \times \text{UF}_{\text{Sub}} \times \text{UF}_D)$$

Where:

$\text{UF}_A$  (interspecies variability) = 10

$\text{UF}_H$  (intraspecies variability) = 10

$\text{UF}_L$  (LOAEL to NOAEL) = 1

$\text{UF}_{\text{Sub}}$  (subchronic to chronic) = 1

$\text{UF}_D$  (database uncertainty) = 1

$$\text{Oral RfD} = 1,174(10 \times 10 \times 1 \times 1 \times 1) = 1,174/100 = \underline{12 \text{ mg/kg-day}}$$



#### *Drinking water guidance value*

Drinking water guidance value = (animal dose) x (human weight) x (proportion of intake from water) / (volume of water consumed) x (safety factor)

Using the oral RfD,

Drinking water guidance value = (oral RfD) x (human weight) x (proportion of water consumed) / (volume of water consumed)

where:

Human weight = 70 kg (ADWG, 2011)

Proportion of water consumed = 10% (ADWG, 2011)

Volume of water consumed = 2L (ADWG, 2011)

Drinking water guidance value =  $(11.7 \times 70 \times 0.1) / 2 = \underline{41 \text{ mg/L}}$

#### **B. Cancer**

A two-year dietary carcinogenicity study on Polysorbate 80 showed a marginal increase in the number of benign adrenal medulla pheochromocytomas in the high-dose male rats. Adrenal medulla hyperplasia, a lesion considered to be the precursor to pheochromocytoma, was increased in the low-dose, but not high-dose, male rats. The increased adrenal medulla pheochromocytomas in the Polysorbate 80-treated male rats did not have relevance to humans. This conclusion was based on the lack of genotoxicity of Polysorbate 80, the equivocal finding in the NTP study, and that pheochromocytomas have been associated with poorly metabolized food additives (*i.e.*, polyols such as sorbitol, xylitol, lactitol; lactose) given to animals at high doses and have been regarded as of no significance to humans. A cancer reference value for Polysorbate 80 was not derived.

### **VI. HUMAN HEALTH HAZARD ASSESSMENT OF PHYSICO-CHEMICAL PROPERTIES**

Polysorbate 80 does not exhibit the following physico-chemical properties:

- Explosivity
- Flammability
- Oxidizing potential

### **VII. ENVIRONMENTAL HAZARD ASSESSMENT**

#### **A. Summary**



## B. Aquatic Toxicity

### Acute Studies

There are no adequate aquatic toxicity studies on sorbitan monooleate polyoxyethylene derivative. Aquatic toxicity data has been read-across from sorbitan monolaurate, ethoxylated (1-6.5 moles ethoxylated) [CAS No. 9005-64-5].

**Table 3: Acute Aquatic Toxicity Studies on Sorbitan Monolaurate, Ethoxylated (1-6.5 Moles Ethoxylated) [CAS No. 9005-64-5]**

Test Species	Endpoint	Results (mg/L)	Klimisch score	Reference
<i>Brachydanio rerio</i>	96-hr LL <sub>50</sub>	>100 [WAF]	2	ECHA
<i>Pseudokirchneriella subcapitata</i>	72-hr EL <sub>50</sub>	58.84 [WAF]	2	ECHA

### Chronic Studies

The 21-day NOELR (No-Observed-Effect-Loading-Rate) for sorbitan monolaurate, ethoxylated (1-6.5 moles ethoxylated) [CAS No. 9005-64-5] in a *Daphnia* reproduction test was 10 mg/L WAF (ECHA) [Kl. score = 2].

The 72-hr EL<sub>10</sub> for sorbitan monolaurate, ethoxylated (1-6.5 moles ethoxylated) [CAS No. 9005-64-5] to *Pseudokirchneriella subcapitata* is 19.05 mg/L WAF (ECHA) [Kl. score = 2].

## C. Terrestrial Toxicity

No studies are available.

## D. Calculation of PNEC

The PNEC calculations for sorbitan monooleate polyoxyethylene derivative follow the methodology discussed in DEWHA (2009).

### PNEC water

Experimental results are available for three trophic levels. Acute E(L)<sub>50</sub> values are available for fish (>100 mg/L WAF) and algae (58.84 mg/L WAF). The EL<sub>10</sub> or NOELR values from chronic studies are available for invertebrates (10 mg/L WAF) and algae (58.8 mg/L WAF). On the basis that the data consists of short-term and long-term studies from two trophic levels, an assessment factor of 50 has been applied to the lowest reported EL<sub>10</sub> value of 10 mg/L for *Daphnia*. The PNEC<sub>aquatic</sub> is 0.2 mg/L [WAF].



### PNEC soil

There are no toxicity data for terrestrial or soil organisms. Therefore, the PNEC<sub>soil</sub> was calculated using the equilibrium partitioning method. The PNEC<sub>soil</sub> is 2.1 to 3.4 mg/kg soil dry weight.

The calculations are as follows:

$$\begin{aligned}\text{PNEC}_{\text{soil}} &= (\text{Kp}_{\text{soil}}/\text{BD}_{\text{soil}}) \times 1000 \times \text{PNEC}_{\text{water}} \\ &= (15.88/1500) \times 1000 \times 0.2 \\ &= 2.1\end{aligned}$$

$$\begin{aligned}\text{PNEC}_{\text{soil}} &= (\text{Kp}_{\text{soil}}/\text{BD}_{\text{soil}}) \times 1000 \times \text{PNEC}_{\text{water}} \\ &= (25.18/1500) \times 1000 \times 0.2 \\ &= 3.4\end{aligned}$$

Where:

Kp<sub>soil</sub> = soil-water partition coefficient (m<sup>3</sup>/m<sup>3</sup>)

BD<sub>soil</sub> = bulk density of soil (kg/m<sup>3</sup>) = 1,500 [default]

$$\begin{aligned}\text{Kp}_{\text{soil}} &= \text{K}_{\text{oc}} \times \text{f}_{\text{oc}} \\ &= 794 \times 0.02 \\ &= 15.88\end{aligned}$$

$$\begin{aligned}\text{Kp}_{\text{soil}} &= \text{K}_{\text{oc}} \times \text{f}_{\text{oc}} \\ &= 1,259 \times 0.02 \\ &= 25.18\end{aligned}$$

Where:

K<sub>oc</sub> = organic carbon normalised distribution coefficient (L/kg). The K<sub>oc</sub> values for sorbitan monooleate, ethoxylated (1-6.5 moles ethoxylated) [CAS No. 9005-65-6 based on the molecular connectivity index (MC) ranged from 794 to 1,259 L/kg (U.S. EPA, 2019).

f<sub>oc</sub> = fraction of organic carbon in soil = 0.02 [default].

### **VIII. PBT Assessment**

The methodology for the Persistent, Bioaccumulative and Toxic (PBT) substances assessment is based on the Australian and EU Reach Criteria methodology (DEWHA, 2009; ECHA, 2008).

Sorbitan monooleate polyoxyethylene derivative is readily biodegradable; thus, it does not meet the screening criteria for persistence.

Based on the estimated BCF values of 12.6 to 14.6 L/kg, sorbitan monooleate polyoxyethylene derivative does not meet the criteria for bioaccumulation.

The chronic toxicity data on sorbitan monooleate polyoxyethylene derivative are >0.1 mg/L WAF. The acute E(L)<sub>L50</sub> values for sorbitan monooleate polyoxyethylene derivative are >1 mg/L



WAF. Thus, sorbitan monooleate polyoxyethylene derivative does not meet the criteria for toxicity.

The overall conclusion is that sorbitan monooleate polyoxyethylene derivative is not a PBT substance.

## **IX. CLASSIFICATION AND LABELING**

### **A. Classification**

Aquatic Acute Toxicity Category 3

### **B. Labelling**

No signal word.

### **C. Pictogram**

None.

## **X. SAFETY AND HANDLING**

### **A. FIRST AID**

#### Eye Contact

Rinse immediately with plenty of running water. If easy to do, remove contact lenses. Get medical attention if symptoms persist.

#### Skin Contact

Wash with soap and water. Get medical attention if symptoms occur.

#### Inhalation

Treat symptomatically. Move to fresh air. Get medical attention if symptoms persist.

#### Ingestion

Rinse mouth with water and then drink plenty of water. Never give anything by mouth to an unconscious person. Seek medical attention.

### **B. FIRE FIGHTING INFORMATION**

#### Extinguishing Media

Water spray, dry chemical, foam, carbon dioxide.

#### Specific Exposure Hazards

None known.



#### Special Protective Equipment for Firefighters

Self-contained breathing apparatus and full protective clothing must be worn in case of fire.

### **C. ACCIDENTAL RELEASE MEASURES**

#### Personal Precautions

Wear appropriate personal protective equipment.

#### Environmental Precautions

Not regarded as dangerous to the environment.

#### Steps to be Taken if Material is Released or Spilled

Absorb spill with inert absorbent material, then place in a container for chemical waste.

### **D. STORAGE AND HANDLING**

#### General Handling

No special precautions are necessary beyond normal good hygiene practices.

#### Other Handling Precautions

Wash hands thoroughly after handling.

#### Storage

Keep container closed.

### **E. EXPOSURE CONTROLS / PERSONAL PROTECTION**

#### Occupational Exposure Standards

Workplace Australia has not established an occupational exposure standard for Polysorbate 80.

#### Engineering Controls

Good general ventilation should be used.

#### Personal Protection Equipment

##### *Respiratory Protection:*

Respiratory protection is not required.

##### *Hand Protection:*

Minimize skin contact.



*Skin Protection:*

Body protection must be chosen depending on activity and possible exposure.

*Eye protection:*

Minimize eye contact.

*Other Precautions:*

Handle in accordance with good industrial hygiene and safety practice. Eyewash fountains and safety showers must be easily accessible.

## **F. TRANSPORT INFORMATION**

Polysorbate 80 is not considered hazardous for purposes of transportation by road or rail. An Australian Dangerous Goods code is not required.

## **XI. DISPOSAL**

Disposal should be in accordance with all local, state, and federal regulations.

## **XII. REGULATORY INFORMATION**

Australian AICS Inventory: Listed.

## **XIII. REFERENCES**

ADWG (2011). National Water Quality Management Strategy. Australian Drinking Water Guidelines, Section 6, Australian Government, National Health and Medical Research Council, Natural Resource Management Ministerial Council.

BIBRA [British Industrial Biological Research Association] (1981). A short-term 913 week) study in rats with polyoxyethylene (20) sorbitan monostearate. BIBRA Report No. 356/2/81; reviewed in EFSA (2015).

CIR [Cosmetic Ingredient Review] (1984). Final report on the safety assessment of Polysorbates 20, 21, 40, 60, 61, 65, 80, 81, and 85. Int. J. Toxicol. 3: 1–82.

Culver, P.J., Wilcox, C.S., Jones, C.M., and Rose, R.S.J. (1951). Intermediary metabolism of certain polyoxyethylene derivatives in man. I. Recovery of the polyoxyethylene moiety from urine and feces following ingestion of polyoxyethylene (40) mono-stearate. J. Pharmacol. Exp. Ther. 103: 377-381; reviewed in EFSA (2015).

Department of the Environment, Water, Heritage and the Arts [DEWHA] (2009). Environmental risk assessment guidance manual for industrial chemicals, Department of the Environment, Water, Heritage and the Arts, Commonwealth of Australia.



ECHA. ECHA REACH database: <http://echa.europa.eu/information-on-chemicals/registered-substances>

enHealth Human Risk Assessment [HHRA] (2012). Environmental Health Risk Assessment, Guidelines for Assessing Human Health Risks from Environmental Hazards. Office of Health Protection of the Australian Government Department of Health.

European Chemicals Agency [ECHA] (2008). Guidance on Information Requirements and Chemical Safety Assessment, Chapter R11: PBT Assessment, European Chemicals Agency, Helsinki, Finland.

EFSA [European Food Safety Authority]. (2015). Scientific Opinion on the re-evaluation of polyoxyethylene sorbitan monolaurate (E 432), polyoxyethylene sorbitan monooleate (E 433), polyoxyethylene sorbitan monopalmitate (E 434), polyoxyethylene sorbitan monostearate (E 435) and polyoxyethylene sorbitan tristearate (E 436) as food additives. EFSA J. 13(7):4152. Available at: <https://www.efsa.europa.eu/en/efsajournal/pub/4152>.

Fitzhugh, O.G., Bourke, A.R., Nelson, A.A., and Frawley J.P. (1959). Chronic oral toxicities of four stearic acid emulsifiers. Toxicol. Appl. Pharmacol. 1: 315-331.

Haseman, J.K., Arnold, J., and Eustis, S.L. (1990). Tumor incidences in Fischer 344 rats: NTP historical control data. In: Pathology of the Fischer Rat Reference and Atlas (G.A. Boorman, S.L. Eustis, M.R. Elwell, C.A. Montgomery, Jr., and W.F. MacKenzie, Eds.), pp. 555-564, Academic Press, San Diego, CA.

JECFA [Joint FAO/WHO Expert Committee on Food Additives] (1974). Toxicological evaluation of some food additives including anticaking agents, antimicrobials, antioxidants, emulsifiers and thickening agents. WHO Food Additive Series No. 5.

Jenssen, D., and Ramel, C. (1980). The micronucleus tests as part of a short-term mutagenicity test program for the prediction of carcinogenicity evaluated by 143 agents tested. Mutat. Res. 75: 191-202.

Kerwin, B.A. (2008). Polysorbates 20 and 80 used in the formulation of protein biotherapeutics: structure and degradation pathways. J. Pharm. Sci. 97: 2924-2935.

Kimura, T., Imamura, H., Hasegawa, K., and Yoshida, A. (1982). Mechanisms of toxicities of some detergents added to a diet and of the ameliorating effect of dietary fiber in the rat. J. Nutr. Sci. Vitamin. 28: 483-489; reviewed in EFSA (2015).

Klimisch, H.J., Andreae, M., and Tillmann, U. (1997). A systematic approach for evaluating the quality of experimental and toxicological and ecotoxicological data. Regul. Toxicol. Pharmacol. 25:1-5.





- Lynch, B.S., Tischler, A.S., Capen, C., Munro, I.C., McGirr, L.M., McClain, R.M. (1996). Low digestible carbohydrates (polyols and lactose): significance of adrenal medullary proliferative lesions in the rats. *Regul. Toxicol. Pharmacol.* 23: 256-297.
- Nelson, M., Poulos, T., Gongwer, L., and Kirschman, J. (1966). Preparations of carbon-14-labelled polyoxyethylene (20) sorbitan monolaurate and their metabolic fate in rats. *J. Food Sci.* 31: 253-258; reviewed in EFSA (2015).
- NTP [National Toxicology Program]. (1992a). Toxicology and Carcinogenesis Studies of Polysorbate 80 (CAS No 9005-65-6) in F344/N Rats and B6C3F<sub>1</sub> Mice (Feed Studies), NTP TR 415, NIH Publication No. 92-3146. U.S. Department of Health and Human Services, Public Health Service, National Institutes of Health.
- NTP [National Toxicology Program] (1992b). Abstract for TER91009 – Polyoxyethylene Sorbitan Monooleate (CASRN 9005-65-6). Developmental Toxicology of Polyoxyethylene Sorbitan Monooleate (CAS #9005-65-6) in Sprague-Dawley CD<sup>®</sup> Rats. NTIS# PB93-123026.
- Oser, B.L., and Oser M. (1956a). Nutritional studies on rats on diets containing high levels of partial ester emulsifiers. I. General plan and procedures; growth and food utilization. *J. Nutr.* 60: 367–390; reviewed in JEFCA (1974) and EFSA (2015).
- Oser, B.L., and Oser, M. (1956b). Nutritional studies on rats on diets containing high levels of partial ester emulsifiers. II. Reproduction and lactation. *J. Nutr.* 60: 489–505; reviewed in JEFCA (1974) and EFSA (2015).
- Oser, B.L., and Oser, M. (1957a). Nutritional studies on rats on diets containing high levels of partial ester emulsifiers. III. Clinical and metabolic observations. *J. Nutr.* 61: 149-166; reviewed in JEFCA (1974) and EFSA (2015).
- Oser, B.L., and Oser, M. (1957b). Nutritional studies on rats on diets containing high levels of partial ester emulsifiers. IV. Mortality and post-mortem pathology; general conclusions. *J. Nutr.* 61: 235-52 reviewed in JEFCA (1974) and EFSA (2015).
- Nelson, M., Poulos, T., Gongwer, L., and Kirschman, J. (1966). Preparations of carbon-14-labelled polyoxyethylene (20) sorbitan monolaurate and their metabolic fate in rats. *J. Food Sci.* 31: 253-258; reviewed in EFSA (2015).
- Treon, J.F., Gongwer, L.E., Nelson, M.F., and Kirschman, J.C. (1967). Physiologic and metabolic patterns of non-ionic surfactants. In: *Chemistry, physics and application of surface active substances*, 4<sup>th</sup> Edition. Edited by F. Asinger. Pp. 381-395, Gordon and Breach, London, England.
- van Tellingen, O., Beijnen, J.H., Verweij, J., Scherrenburg, E.J., Nooijen, W.J., and Sparreboom, A. (1999). Rapid esterase-sensitive breakdown of polysorbate 80 and its impact on the plasma pharmacokinetics of docetaxel and metabolites in mice. *Clin. Cancer Res.* 5: 2918-2924.



## TRIETHANOLAMINE

This dossier on triethanolamine does not represent an exhaustive or critical review of all available data. Rather, it presents the most critical studies pertinent to the risk assessment of triethanolamine in its use in drilling muds and hydraulic fracturing fluids. The majority of information presented in this dossier was obtained from the ECHA database that provides information on chemicals that have been registered under the EU REACH (ECHA). Where possible, study quality was evaluated using the Klimisch scoring system (Klimisch *et al.*, 1997).

### I. SUBSTANCE IDENTIFICATION

Chemical Name (IUPAC): 2-[bis(2-hydroxyethyl)amino]ethan-1-ol

CAS RN: 102-71-6

Molecular formula:  $C_6H_{15}NO_3$  or  $(CH_2OHCH_2)_3N$

Molecular weight: 149.19

Synonyms: Triethanolamine; 2,2',2''-nitrilotriethanol; 2,2',2''-nitrilotris[ethanol]; ethanol, 2,2',2''-nitrilotri- (8Cl); ethanol, 2,2',2''-nitrilotris- (9Cl); nitrilotriethanol; TEA; tris(beta-hydroxyethyl)amine; tris(2-hydroxyethyl)amine

SMILES: C(CO)N(CCO)CCO

### II. PHYSICO-CHEMICAL PROPERTIES

**Table 1: Overview of the Physico-chemical Properties of Triethanolamine**

Property	Value	Klimisch score	Reference
Physical state at 20°C and 101.3 kPa	Colorless to pale-yellow liquid with an amine-like odor.	2	ECHA
Melting Point	20.5°C	2	ECHA
Boiling Point	336.1°C	2	ECHA
Density	1.12 g/cm <sup>3</sup> @ 20°C	2	ECHA
Vapor Pressure	Negligible	2	ECHA



Property	Value	Klimisch score	Reference
Partition Coefficient (log $K_{ow}$ )	-1.9 @ 25°C [Experimental]	2	ECHA
Water Solubility	>1,000 g/L @ 20°C	2	ECHA
Flash Point	179°C	2	ECHA
Auto flammability	324°C	2	ECHA
Viscosity	830.2 mm <sup>2</sup> /s @ 20°C 181.5 mm <sup>2</sup> /s @ 40°C	2	ECHA

### III. ENVIRONMENTAL FATE PROPERTIES

#### A. Summary

Triethanolamine is readily biodegradable, and it has a low potential to bioaccumulate. Triethanolamine will not adsorb significantly to suspended solids and sediments in water and would be highly mobile in soil.

#### B. Biodegradation

Triethanolamine is readily biodegradable. In an OECD 301E test, there was 96% degradation after 19 days (ECHA). [Kl. score = 2]

Triethanolamine was completely degraded after incubation in municipal activated sludge for 1 or 5 days (West and Gonsior, 1996). The rate constants in all test batches for degradation and mineralization were reported to be >0.359. Thus, triethanolamine can be considered to be readily biodegradable. [Kl. score = 2]

#### C. Environmental Distribution

##### Adsorption/desorption

No experimental data are available for triethanolamine. Using KOCWIN in EPISUITE™ (EPA, 2017), the estimated  $K_{oc}$  value from log  $K_{ow}$  is 0.3046 L/kg. The estimated  $K_{oc}$  value from the molecular connectivity index (MCI) is 10 L/kg.



## **E. Bioaccumulation**

Triethanolamine has been tested in a bioconcentration flow-through fish (OECD 305) test using *Cyprinus carpio*. The BCF was determined to be <0.4 and <3.9 at triethanolamine concentrations of 2.5 and 0.25 mg/L, respectively (ECHA). [Kl. score = 2]

## **IV. HUMAN HEALTH HAZARD ASSESSMENT**

### **A. Summary**

The acute toxicity of triethanolamine by the oral, dermal, and inhalation routes is very low. Triethanolamine is not a skin or eye irritant; it is not a skin sensitizer to guinea pigs, but it may cause an allergic skin reaction in a small proportion of individuals. Repeated exposure by the oral route in rats showed no adverse effects. Repeated exposure by the inhalation caused effects to the respiratory tract and skin, respectively, in rats as a result of chronic irritation; but no target organs were identified from systemic exposure. Triethanolamine is not genotoxic, and lifetime oral and dermal studies in rats showed no clear carcinogenic effects. Developmental toxicity was seen in rats at oral doses that caused maternal toxicity.

### **B. Acute Toxicity**

The oral LD<sub>50</sub> in rats is 6,400 mg/kg (ECHA) [Kl. score = 2], and the dermal LD<sub>50</sub> in rabbits is >2,000 mg/kg (ECHA) [Kl. score = 2]. No deaths seen in rats following an 8-hour exposure to a saturated vapor atmosphere [approximately 1.8 mg/m<sup>3</sup>] (ECHA) [Kl. score = 2].

### **C. Irritation**

Application of 0.5 mL to the skin of rabbits for 4 hours under occlusive conditions was not irritating. The mean of the 24, 48, and 72 hours erythema and edema scores were zero (ECHA). [Kl. score = 1]

Instillation of 0.1 mL into the eyes of rabbits were minimally irritating (Griffith *et al.*, 1980). [Kl. score = 2]



## D. Sensitization

Triethanolamine was not considered a skin sensitizer when tested in a guinea pig maximization test (ECHA). [Kl. score = 1]

Patch test results with triethanolamine on patients from 1992 to 2007 were collected and evaluated. There were 85,098 patients that were tested with triethanolamine; of these, 323 (0.35%) patients tested positively to triethanolamine. The positive reactions that were interpreted as allergic seem to be caused by exposure to triethanolamine in cosmetics and/or topical therapeutic preparations possibly on damaged skin (Lessmann *et al.*, 2009).

## E. Repeated Dose Toxicity

### Oral

Male and female Cox CD rats were fed diets containing 0, 250, 500 or 1,000 mg/kg triethanolamine for 91 days. There were no effects that were considered treatment-related. The NOAEL for this study is 1,000 mg/kg-day (ECHA). [Kl. score = 2]

### Inhalation

Male and female Wistar rats were exposed (nose-only) by inhalation to 0, 0.02, 0.1, or 0.5 mg/L triethanolamine aerosol 6 hours/day, 5 days/week for 28 days. There was no mortality; the only clinical signs were reddish crusts on the nasal edges in the 0.5 mg/L animals during the second half of the exposure period. Body weights and body weight gain were similar across all groups. There was no treatment-related changes in the hematology parameters, clinical chemistry, and neurobehavioral endpoints. Local inflammatory changes were observed in the submucosa of the larynx region. In both sexes, there was a tendency for a concentration-dependent increase in incidence and severity of the inflammatory lesions, with the effects greater in males than females. The NOAEC for systemic effects is 0.5 mg/L; the NOAEC for localized effects is 0.02 mg/L (ECHA) [Kl. score = 1].

### Dermal

Male and female F344 rats were given dermal applications of 0, 125, 250, 500, 1,000, and 2,000 mg/kg triethanolamine 5 days/week for 90 days. There was deaths during the study. Body weight gain was significantly reduced (-33%) in the 2,000 mg/kg males compared to controls. Body weight gain was also significantly reduced (-13% to 36%) for the  $\geq 125$  mg/kg females. The mean final body weights of the 2,000 mg/kg males and



females were significantly reduced. The only treatment-related clinical signs occurred at the site of dermal application. Brain weights relative to body weights were significantly elevated in the 2,000 mg/kg animals; because absolute brain weights were unaffected, the changes in brain weights is likely due to reduced body weights in these animals. Absolute kidney weights were increased in the  $\geq 1,000$  mg/kg animals; relative kidney weights were elevated in the  $\geq 250$  mg/kg males and  $\geq 1,000$  mg/kg females. Absolute and relative spleen weights were lower in the 2,000 mg/kg females; relative spleen weights were elevated in the  $\geq 1,000$  mg/kg males. Absolute and relative thymus weights were increased in the 2,000 mg/kg males. Relative liver weights were increased in the 500 and 1,000 mg/kg males. Absolute and relative lung weights were lower in the 2,000 mg/kg males. Relative testes weights were increased in the 2,000 mg/kg males. Hematological changes were seen in the 2,000 mg/kg animals and were considered to be due to an inflammatory response from dermal irritation at the application site. Elevated SGOT levels were noted in the 250 and 2,000 mg/kg males; and mean SGPT levels were significantly increased in the 2,000 mg/kg males. Elevated serum urea nitrogen, albumin, SGOT, and SGPR levels were noted in the 2,000 mg/kg females. At study termination, the specific gravity of urine was elevated in the 2,000 mg/kg males; urine protein levels for the  $\geq 500$  mg/kg males were significantly lower. The specific gravity of urine was elevated in the  $\geq 1,000$  mg/kg females; urine glucose concentrations were also increased in these two dose groups. Apart for skin lesions at the site of application, there were no treatment-related histopathologic changes. The NOAEL for localized effects is 125 mg/kg-day based on chronic-active inflammation and acanthosis at the site of application in males. The NOAEL for systemic toxicity is 125 mg/kg-day based on increased relative kidney weights in males (ECHA) [KI. score = 2].

## F. Genotoxicity

### *In Vitro* Studies

The findings from the *in vitro* genotoxicity studies on triethanolamine are presented below in Table 2.

**Table 2: *In vitro* Genotoxicity Studies on Triethanolamine**

Test System	Results*		Klimisch Score	Reference
	-S9	+S9		
Bacterial reverse mutation ( <i>S. typhimurium</i> strains)	-	-	2	Mortelsman <i>et al.</i> (1986); ECHA
Mammalian cell gene mutation (mouse lymphoma L5178Y cells)	-	-	1	ECHA



Test System	Results*		Klimisch Score	Reference
	-S9	+S9		
Chromosomal aberration (CHO cells)	-	-	2	Galloway <i>et al.</i> (1987); ECHA
Sister chromatid exchange (CHO cells)	-	-	2	Galloway <i>et al.</i> (1987); ECHA

\*+, positive; -, negative

#### *In Vivo* Studies

Male and female B6C3F<sub>1</sub> mice were given dermal applications of triethanolamine, 5 days/week for 13 weeks. There were no increase in the frequency of micronucleated erythrocytes in the peripheral blood (NTP, 2004).

Triethanolamine did not induce sex-linked recessive lethal mutations in germ cells of adult male *Drosophila melanogaster* exposed by feeding or injection (Yoon *et al.*, 1985).

### G. Carcinogenicity

#### Oral

Male and female F344 were given triethanolamine in their drinking water for two years. The doses were 0, 1, and 2%; but starting on week 69, the doses for females were 0.5 and 1%. The estimated daily intakes for 1 and 2% dose groups were approximately 667 and 1,333 mg/kg-day; and the estimated daily intakes for the 0.5% and 1% in females were approximately 333 and 667 mg/kg-day. There were no statistically significant increases in the incidence of tumors between treated and control groups when analyzed by Chi-square test. However, there was an increase in nephrotoxicity which appeared to have an adverse effect on the life expectancy of the treated animals, especially the females. So, an age-adjusted statistical analysis was conducted. There was a positive trend ( $p < 0.05$ ) in the occurrence of liver tumors in males and of uterine endometrial sarcomas and renal-cell adenomas in females. These tumors have been observed spontaneously in this strain of rats, and their incidences in the controls were lower than historical controls for other laboratories. The results may indicate that a positive trend in the occurrence of these tumors is not attributable to triethanolamine exposure. Increased incidence of kidney tumors in the high-dose females may have been connected with kidney damage. Histopathologic examination of the kidney effects observed in the treated groups, especially the high-dose females, showed acceleration of chronic nephropathy. Also, mineralization of the renal papilla, nodular hyperplasia of



the pelvic mucosa, and pyelonephritis with or without papillary necrosis were also observed (Maekawa *et al.*, 1986; ECHA) [Kl. score = 2]

Male and female B6C3F<sub>1</sub> mice were given in their drinking water 0, 1 or 2% triethanolamine (0 and approximately 1,600 and 3,200 mg/kg-day) for 82 weeks. Mortality, organ weights and tumor incidences were similar between treated and control animals (Konishi *et al.*, 1992; ECHA). [Kl. score = 2]

#### Inhalation

No studies are available.

#### Dermal

Male and female F344 rats were given dermal applications of triethanolamine, 5 days/week for two years. The doses were: 0, 32, 63 or 125 mg/kg-day for males, and 0, 63, 125 or 250 mg/kg-day for females. There were no treatment-related carcinogenic effects in either sexes (NTP, 1999). [Kl. score = 1]

Male and female B6C3F<sub>1</sub> mice were given dermal applications of triethanolamine, 5 days/week for two years. The doses were: 0, 200, 630 and 2,000 mg/kg-day for males, and 0, 100, 300 and 1,000 mg/kg-day for females. In females, there was some evidence of carcinogenicity activity based on increased incidences of hepatocellular adenomas. In males, there was equivocal evidence of carcinogenicity activity based on the incidence of liver hemangiosarcomas (NTP, 2004). [Kl. score = 1]

### **H. Reproductive/Developmental Toxicity**

In a reproductive and developmental toxicity screening (OECD 421) study, male and female Wistar rats were dosed by oral gavage with 0, 100, 300 or 1,000 mg/kg-day triethanolamine. Most of the 1,000 mg/kg-day animals and one 100 mg/kg-day animals showed transient salivation for a few minutes immediately after each treatment. This effect was considered to be induced by the unpalatability of the test substance or from local irritation of the upper digestive tract. Body weight gain was slightly lower in the 1,000 mg/kg-day females during gestation and was considered to be caused by the increased postimplantation loss rather than by a systemic effect of the test substance. In the 1,000 mg/kg-day group, there were lower mean number of implantation sites, increased postimplantation loss, and lower average litter size. There were no treatment-related effects in the F<sub>1</sub> pups. The NOAEL for systemic toxicity is 1,000 mg/kg-day. The NOAEL for reproductive toxicity is 1,000 mg/kg-day. The NOAEL for developmental toxicity is 300 mg/kg-day (ECHA). [Kl. score = 1]





## V. DERIVATION OF TOXICOLOGICAL REFERENCE AND DRINKING WATER GUIDANCE VALUES

The toxicological reference values developed for triethanolamine follow the methodology discussed in enHealth (2012). The approach used to develop drinking water guidance values is described in the Australian Drinking Water Guidelines (ADWG, 2011).

### A. Non-Cancer

There were no effects seen in a 91-day dietary study in rats, with a NOAEL of 1,000 mg/kg-day (ECHA). This NOAEL will be used for determining the oral Reference dose (RfD) and the drinking water guidance value.

#### *Oral Reference Dose (oral RfD)*

$$\text{Oral RfD} = \text{NOAEL} / (\text{UF}_A \times \text{UF}_H \times \text{UF}_L \times \text{UF}_{\text{Sub}} \times \text{UF}_D)$$

Where:

$\text{UF}_A$  (interspecies variability) = 10

$\text{UF}_H$  (intraspecies variability) = 10

$\text{UF}_L$  (LOAEL to NOAEL) = 1

$\text{UF}_{\text{Sub}}$  (subchronic to chronic) = 10

$\text{UF}_D$  (database uncertainty) = 1

$$\text{Oral RfD} = 1,000 / (10 \times 10 \times 1 \times 10 \times 1) = 1,000 / 1,000 = \underline{1.0 \text{ mg/kg-day}}$$

#### *Drinking water guidance value*

Drinking water guidance value = (animal dose) x (human weight) x (proportion of intake from water) / (volume of water consumed) x (safety factor)

Using the oral RfD,

Drinking water guidance value = (oral RfD) x (human weight) x (proportion of water consumed) / (volume of water consumed)

where:

Human weight = 70 kg (ADWG, 2011)

Proportion of water consumed = 10% (ADWG, 2011)

Volume of water consumed = 2L (ADWG, 2011)



Drinking water guidance value =  $(1.0 \times 70 \times 0.1)/2 = \underline{3.5 \text{ mg/L}}$

## **B. Cancer**

There were no carcinogenic effects in male and female mice given triethanolamine in their drinking water for 82 weeks (Konishi et al., 1992). In a two-year drinking water study, age-adjust tumor incidence showed increased liver tumors in males, and uterine endometrial sarcomas and renal tubule adenomas in females. These tumors were not attributed to triethanolamine exposure because, in comparison with historical control incidences, the tumors reflected low incidences in the control groups rather than increased incidences in the exposed groups.

In dermal carcinogenicity studies, there was no evidence of carcinogenicity in male and female rats (NTP, 1999). In female mice, there was some evidence of carcinogenicity activity based on increased incidences of hepatocellular adenomas. In male mice, there was equivocal evidence of carcinogenicity activity based on the incidence of liver hemangiosarcomas (NTP, 2004).

A cancer reference value for triethanolamine was not derived.

## **VI. HUMAN HEALTH HAZARD ASSESSMENT OF PHYSICO-CHEMICAL PROPERTIES**

Triethanolamine does not exhibit the following physico-chemical properties:

- Explosivity
- Flammability
- Oxidizing potential

## **VII. ENVIRONMENTAL HAZARD ASSESSMENT**

### **A. Summary**

Triethanolamine has low acute toxicity concern to aquatic organisms.

### **B. Aquatic Toxicity**

#### Acute Studies

Table 3 lists the results of acute aquatic toxicity studies conducted on triethanolamine.

**Table 3: Acute Aquatic Toxicity Studies on Triethanolamine**

Test Species	Endpoint	Results (mg/L)	Klimisch score	Reference
<i>Pimephales promelas</i>	96-h LC <sub>50</sub>	11,800	2	ECHA
<i>Ceriodaphnia dubia</i>	48-h EC <sub>50</sub>	610	2	Warne and Schiffko, 1999
<i>Desmodesmus subspicatus</i>	72-h EC <sub>50</sub>  EC <sub>10</sub>	512 (neutralized) 216 (un-neutralized) 26 (neutralized)	2	ECHA

### Chronic Studies

In a 21-day *Daphnia* reproduction test, the NOEC for mortality is 16 mg/L, the NOEC for reproduction rate was 125 mg/L, and the NOEC for reproduction on the appearance of first offspring was 250 mg/L (Kuehn *et al.*, 1989). [Kl. score = 2]

### **C. Terrestrial Toxicity**

No studies are available.

### **D. Calculation of PNEC**

The PNEC calculations for triethanolamine follow the methodology discussed in DEWHA (2009).

#### PNEC water

Experimental results are available for three trophic levels. Acute E(L)C<sub>50</sub> values are available for fish (11,800 mg/L), invertebrates (610 mg/L), and plants (512 mg/L). Results from chronic studies are available for invertebrates (NOEC = 16 mg/L) and algae (EC<sub>10</sub> = 26 mg/L). On the basis that the data consists of chronic studies for two trophic levels, an assessment factor of 50 has been applied to the lowest reported EC<sub>10</sub> of 16 mg/L for *Daphnia*. The PNEC<sub>aquatic</sub> is 0.32 mg/L.



### PNEC sediment

There are no toxicity data for sediment-dwelling organisms. Therefore, the PNEC<sub>sed</sub> was calculated using the equilibrium partitioning method. The PNEC<sub>sed</sub> is 0.25 mg/kg sediment wet weight.

The calculations are as follows:

$$\begin{aligned} \text{PNEC}_{\text{sed}} &= (K_{\text{sed-water}}/\text{BD}_{\text{sed}}) \times 1000 \times \text{PNEC}_{\text{water}} \\ &= (0.99/1280) \times 1000 \times 0.32 \\ &= 0.25 \end{aligned}$$

Where:

$K_{\text{sed-water}}$  = suspended matter-water partition coefficient ( $\text{m}^3/\text{m}^3$ )

$\text{BD}_{\text{sed}}$  = bulk density of sediment ( $\text{kg}/\text{m}^3$ ) = 1,280 [default]

$$\begin{aligned} K_{\text{sed-water}} &= 0.8 + [0.2 \times K_{\text{p}_{\text{sed}}}] / 1000 \times \text{BD}_{\text{solid}} \\ &= 0.8 + [0.2 \times 0.4 / 1000 \times 2400] \\ &= 0.99 \end{aligned}$$

Where:

$K_{\text{p}_{\text{sed}}}$  = solid-water partition coefficient (L/kg).

$\text{BD}_{\text{solid}}$  = bulk density of the solid phase ( $\text{kg}/\text{m}^3$ ) = 2,400 [default]

$$\begin{aligned} K_{\text{p}_{\text{sed}}} &= K_{\text{oc}} \times f_{\text{oc}} \\ &= 10 \times 0.04 \\ &= 0.4 \end{aligned}$$

Where:

$K_{\text{oc}}$  = organic carbon normalized distribution coefficient (L/kg). The  $K_{\text{oc}}$  for triethanolamine calculated from EPISUITE™ using MCI is 10 L/kg .

$f_{\text{oc}}$  = fraction of organic carbon in sediment = 0.04 [default].

### PNEC soil

There are no toxicity data for terrestrial or soil organisms. Therefore, the PNEC<sub>soil</sub> was calculated using the equilibrium partitioning method. The PNEC<sub>soil</sub> is 0.04 mg/kg soil dry weight.



The calculations are as follows:

$$\begin{aligned} \text{PNEC}_{\text{soil}} &= (\text{Kp}_{\text{soil}}/\text{BD}_{\text{soil}}) \times 1000 \times \text{PNEC}_{\text{water}} \\ &= (0.2/1500) \times 1000 \times 0.32 \\ &= 0.04 \end{aligned}$$

Where:

$\text{Kp}_{\text{soil}}$  = soil-water partition coefficient ( $\text{m}^3/\text{m}^3$ )

$\text{BD}_{\text{soil}}$  = bulk density of soil ( $\text{kg}/\text{m}^3$ ) = 1,500 [default]

$$\begin{aligned} \text{Kp}_{\text{soil}} &= \text{K}_{\text{oc}} \times \text{f}_{\text{oc}} \\ &= 10 \times 0.02 \\ &= 0.2 \end{aligned}$$

Where:

$\text{K}_{\text{oc}}$  = organic carbon normalised distribution coefficient ( $\text{L}/\text{kg}$ ). The  $\text{K}_{\text{oc}}$  for triethanolamine calculated from EPISUITE™ using the MCI is 10  $\text{L}/\text{kg}$ .

$\text{f}_{\text{oc}}$  = fraction of organic carbon in soil = 0.02 [default].

## VIII. PBT Assessment

The methodology for the Persistent, Bioaccumulative and Toxic (PBT) substances assessment is based on the Australian and EU Reach Criteria methodology (DEWHA, 2009; ECHA, 2008).

Triethanolamine is readily biodegradable; thus it does not meet the screening criteria for persistence.

The BCF values for triethanolamine in fish was <3.9; thus it does not meet the criteria for bioaccumulation.

The NOEC or  $\text{EC}_{10}$  values from chronic aquatic toxicity studies on triethanolamine is >0.1  $\text{mg}/\text{L}$ . Thus triethanolamine does not meet the criteria for toxicity.

The overall conclusion is that triethanolamine is not a PBT substance.

## IX. CLASSIFICATION AND LABELING

### A. Classification

Not classified.



## **B. Labelling**

No signal word.

## **C. Pictogram**

None.

## **X. SAFETY AND HANDLING**

### **A. FIRST AID**

#### Eye Contact

Immediately flush open eyes with plenty of water for at least 15 minutes. Remove contacts, if present and easy to do. If effects occur, get medical attention immediately, preferably a physician for an ophthalmologic examination.

#### Skin Contact

Remove contaminated clothing. Wash thoroughly with soap and water. Seek medical attention if irritation persists.

#### Inhalation

If inhaled, remove from area to fresh air. Give artificial respiration if victim is not breathing. Get medical attention.

#### Ingestion

Rinse mouth with water and then drink plenty of water. Get medical attention. Never give anything by mouth to an unconscious person.

### **B. FIRE FIGHTING INFORMATION**

#### Extinguishing Media

Water spray, carbon dioxide, foam, dry chemical.

#### Specific Exposure Hazards

Keep product and empty container away from heat and sources of ignition. May emit toxic fumes under fire conditions. Depending on conditions, decomposition products may include the following: nitrogen oxides, carbon monoxide, carbon dioxide.

#### Special Protective Equipment for Firefighters

Wear self-contained breathing apparatus and chemical-protective clothing.



## **C. ACCIDENTAL RELEASE MEASURES**

### Personal Precautions

Use appropriate protective equipment. Handle in accordance with good industrial hygiene and safety practice. Avoid contact with skin, eyes, and clothing.

### Environmental Precautions

Prevent from entering sewers, waterways, or low areas.

### Steps to be Taken if Material is Released or Spilled

For large amounts: dike spillage and pump off product. For residues: pick up with suitable absorbent material. Dispose of contaminated material as prescribed.

## **D. STORAGE AND HANDLING**

### General Handling

Keep product and empty container away from heat and sources of ignition. Ensure adequate ventilation, especially in confined areas.

### Storage

Keep container tightly closed and in a dry and well-ventilated place. Keep in a cool place.

## **E. EXPOSURE CONTROLS / PERSONAL PROTECTION**

### Occupational Exposure Standards

The workplace exposure standard for triethanolamine in Australia is 5 mg/m<sup>3</sup> as an 8-hour TWA, with a sensitization notation.

### Engineering Controls

Good general ventilation should be used. Use local exhaust ventilation, or other engineering controls to maintain airborne levels below exposure limit guidelines.

### Personal Protection Equipment

#### *Respiratory Protection:*

Use respiratory protection in case of vapor or aerosol release.

#### *Hand Protection:*

Chemical resistant protective gloves.



*Skin Protection:*

Body protection must be chosen depending on activity and possible exposure.

*Eye protection:*

Safety glasses with side-shields.

*Other Precautions:*

Handle in accordance with good industrial hygiene and safety practice. Wearing of closed work clothing is recommended. Ensure that eyewash stations and safety showers are close to the workstation location.

## **F. TRANSPORT INFORMATION**

Triethanolamine is not considered hazardous for purposes of transportation by road or rail. An Australian Dangerous Goods code is not required.

## **XI. DISPOSAL**

Disposal should be in accordance with all local, state, and federal regulations.

## **XII. REGULATORY INFORMATION**

Australian AICS Inventory: Listed.

## **XIII. REFERENCES**

ADWG (2011). National Water Quality Management Strategy. Australian Drinking Water Guidelines, Section 6, Australian Government, National Health and Medical Research Council, Natural Resource Management Ministerial Council.

Department of the Environment, Water, Heritage and the Arts [DEWHA] (2009). Environmental risk assessment guidance manual for industrial chemicals, Department of the Environment, Water, Heritage and the Arts, Commonwealth of Australia.

ECHA. ECHA REACH database: <http://echa.europa.eu/information-on-chemicals/registered-substances>





- enHealth Human Risk Assessment [HHRA] (2012). Environmental Health Risk Assessment, Guidelines for Assessing Human Health Risks from Environmental Hazards. Office of Health Protection of the Australian Government Department of Health.
- European Chemicals Agency [ECHA] (2008). Guidance on Information Requirements and Chemical Safety Assessment, Chapter R11: PBT Assessment, European Chemicals Agency, Helsinki, Finland.
- Galloway, S.M., Armstrong, M.J., Reuben, C., Colman, S., Brown, B., Cannon, C., Bloom, A.D., Nakamura, F., Ahmed, M., Duk, S., Rimpo, J., Margolin, B.H., Resnick, M.A., Anderson, B., and Zeiger, E. (1987). Chromosome aberrations and sister chromatid exchanges in Chinese hamster ovary cells: Evaluations of 108 chemicals. *Environ. Mol. Mutag.* 10 (Suppl. 10): 1-175.
- Griffith, J.F., Nixon, G.A., Bruce, R.D., Reer, P.J., and Bannan, E.A. (1980). Dose-response studies with chemical irritants in the albino rabbit eye as a basis for selecting optimum testing conditions for predicting hazard to the human eye. *Toxicol. Appl. Pharmacol.* 55: 501-513.
- Klimisch, H.J., Andreae, M., and Tillmann, U. (1997). A systematic approach for evaluating the quality of experimental and toxicological and ecotoxicological data. *Regul. Toxicol. Pharmacol.* 25:1-5.
- Konishi, Y., Denda, A., Uchida, K., Emi, Y., Ura, H., Yokose, Y., Shiraiwa, K., and Tsutsumi, M. (1992). Chronic toxicity carcinogenicity studies of triethanolamine in B6C3F1 mice. *Fundam. Appl. Toxicol.* 18: 25-29.
- Kuehn, R., Pattard, M., Pernak, K.D., and Winter, A. (1989). Results of the harmful effects of water pollutants to *Daphnia magna* in the 21-day reproduction test. *Water Res.* 23: 501-510.
- Lessmann, H., Uter, W., Schnuch, A., Geier, J. (2009). Skin sensitizing properties of the ethanolamines mono-, di- and triethanolamine. Data analysis of a multicenter surveillance network (IVDK) and review of literature. *Contact Dermatitis* 60: 243-255.
- Maekawa, A., Onodera, H., Tanigawa, H., Furuta, K., Kanno, J., Matsuoka, C., Ogiu, T., and Hayashi, Y. (1986). Lack of carcinogenicity of triethanolamine in F344 rats. *J. Toxicol. Environ. Health* 19: 345-357' reviewed in ECHA REACH database.
- Mortelsman, K., Haworth, S., Lawlor, T., Speck, W., Tainer, B., and Zeiger, E. (1986). *Salmonella* mutagenicity tests: II. Results from the testing of 270 chemicals. *Environ. Mutagen.* 8 (Suppl. 7): 1-119.



- NTP (1999). NTP Technical Report on the Toxicology and Carcinogenesis Studies of Triethanolamine (CAS No. 102-71-6) in F344/N Rats and B6C3F<sub>1</sub> Mice (Dermal Studies). NTP TR 449, NIH Publication No. 00-3365. National Toxicology Program, U.S. Department of Health and Human Services, Public Health Service, National Institutes of Health, Research Triangle Park, NC.
- NTP (2004). NTP Technical Report on the Toxicology and Carcinogenesis Studies of Triethanolamine (CAS No. 102-71-6) in B6C3F<sub>1</sub> Mice (Dermal Study). NTP TR 518, NIH Publication No. 04-4452. National Toxicology Program, U.S. Department of Health and Human Services, Public Health Service, National Institutes of Health, Research Triangle Park, NC.
- U.S. Environmental Protection Agency [EPA] (2017). EPISuite™ v. 4.11, United States Environmental Protection Agency, Office of Pollution Prevention and Toxics and Syracuse Research Corporation. Available at: <https://www.epa.gov/tsca-screening-tools/epi-suite™-estimation-program-interface>.
- Warne, M.S.J., and Schiffko, A.D. (1999). Toxicity of laundry components to a freshwater *Cladoceran* and their contribution to detergent toxicity. *Ecotoxicol. Environ. Saf.* 44: 196-206.
- West, R.J., and Gonsior, S.J. (1996). Biodegradation of triethanolamine. *Environ. Toxicol. Chem.* 15: 472-480.
- Yoon, J.S., Mason, J.M., Valencia, R., Woodruff, R.C., and Zimmering, S. (1985). Chemical mutagenesis testing in *Drosophila*. IV. Results of 45 coded compounds tested for the National Toxicology Program. *Environ. Mutagen.* 7: 349-367.



## TRIBUTYL TETRADECYL PHOSPHONIUM CHLORIDE

This dossier on tributyl tetradecyl phosphonium chloride (TTPC) does not represent an exhaustive or critical review of all available data. Rather, it presents the most critical studies pertinent to the risk assessment of TTPC in its use in drilling muds and hydraulic fracturing fluids. Where possible, study quality was evaluated using the Klimisch scoring system (Klimisch *et al.*, 1997).

### I. SUBSTANCE IDENTIFICATION

Chemical Name (IUPAC): Tributyl(tetradecyl)phosphonium;chloride

CAS RN: 81741-28-8

Molecular formula: C<sub>26</sub>H<sub>56</sub>PCl

Molecular weight: 435.15

Synonyms: Tributyl tetradecyl phosphonium chloride; TTPC; tri-n-butyltetradecylphosphonium chloride; Bellacide 350; Bellacide 355

SMILES: CCCCCCCCCCCCCC[P+](CCCC)(CCCC)CCCC.[Cl-]

### II. PHYSICO-CHEMICAL PROPERTIES

**Table 1: Overview of the Physico-chemical Properties of TTPC**

Property	Value	Klimisch score	Reference
Physical state at 20°C and 101.3 kPa	Clear, colorless liquid	4	BWA Additives (2016)
Boiling Point	100°C*	4	BWA Additives (2016)
Specific Gravity	0.98 – 1.00 @ 20°C	4	BWA Additives (2016)
Partition Coefficient (log K <sub>ow</sub> )	2.45	4	BuruEnergy



Property	Value	Klimisch score	Reference
Viscosity	55-65 mm <sup>2</sup> /s @ 25°C	4	BWA Additives (2016)

\*5% aqueous solution of TTPC

TTPC is a non-oxidizing biocide. Information on TTPC in this dossier has been obtained from BWA™ Water Additives, a producer of TTPC. BWA™ Water Additives produces a 5% or 50% aqueous solution of TTPC, which is sold under the product names Bellacide® 355 and Bellacide® 350, respectively.

### III. ENVIRONMENTAL FATE PROPERTIES

#### A. Summary

TTPC is stable over a wide pH range and is not susceptible to photodegradation. TTPC is biodegradable, but not readily biodegradable. It will strongly adsorb to soil and sediment. TTPC is not expected to bioaccumulate.

#### B. Abiotic Degradation

##### Hydrolysis

TTPC is stable over a wide pH range (BuruEnergy). [Kl. score = 4]

##### Photolysis

TTPC is not susceptible to photodegradation. (BuruEnergy). [Kl. score = 4]

#### C. Biodegradation

TTPC was not readily biodegradable in an OECD 301 test (BuruEnergy). [Kl. score = 4]

A die-away [simulation] test was conducted with radiolabelled TTPC for 168 hours at concentration of 0.31 mg/L. The first-order rate constant was 0.69/hour and the half-life was 6.6 hours. After 24 and 168 hours, degradation was >81% and >98%, respectively (BuruEnergy). [Kl. score = 4]



TTPC was evaluated in a simulation test over a 40-day period using double  $^{14}\text{C}$  labeled TTPC. In activated sludge, there was >40% degradation after 30 days with 50 ppb TTPC and >30% degradation after 7 days with 5 ppb TTPC. In river water, there was >20% after 35 days with 5 ppb TTPC. In sea water, there was >30% degradation after 35 days with 5 ppb TTPC (BuruEnergy). [Kl. score = 4]

#### **D. Environmental Distribution**

##### Adsorption/desorption

TTPC strongly adsorbs to soil. In a study involving three different soil types (sand, silt, and clay), 93 to 96% of TTPC adsorbed to soil (BuruEnergy). [Kl. score = 4]

No experimental studies are available for determining the  $K_{oc}$  of TTPC. Using KOCWIN in EPISUITE™ (EPA, 2017), the estimated  $K_{oc}$  value for TTPC using the MCI method is  $4.555 \times 10^7$  L/kg.

#### **E. Bioaccumulation**

No bioaccumulation studies are available on TTPC. TTPC is not expected to bioaccumulate based on the experimental  $\log K_{ow}$  of 2.45 (BuruEnergy). [Kl. score = 4]

### **IV. HUMAN HEALTH HAZARD ASSESSMENT**

#### **A. Summary**

TTPC exhibits moderate acute toxicity by the oral route, but is very highly toxic by the inhalation route. It is corrosive to the skin and eyes, but it is not a skin sensitizer. No target organ effects were noted in a 90-day rat drinking water study. TTPC was not mutagenic in a bacterial reverse mutation (Ames) test. There are no carcinogenicity studies on TTPC. In rats, developmental toxicity was shown to occur at oral dose levels that were not maternally toxic; whereas, in rabbits, developmental toxicity occurred only at maternally toxic doses.

#### **B. Acute Toxicity**

An oral  $LD_{50}$  in rats for Bellacide 350 (50% aq. solution of TTPC) was reported to be >1,002 mg/kg (BWA Additives, 2011) [Kl. score = 4]. An oral  $LD_{50}$  in rats for Bellacide 355 (5% aqueous solution of TTPC) was reported to be >4,000 mg/kg (BWA Additives, 2009) [Kl. score = 4].



The 4-hour inhalation LC<sub>50</sub> in male and female rats for a 50% aq. solution of TTPC was <0.05 mg/L (aerosol). The mass median aerodynamic diameter for the aerosol was 1.93 µm (Cytec, 2012) [Kl. score = 1]. The 1-hour inhalation LC<sub>50</sub> in male and female rats for a 50% aq. solution of TTPC is 0.227 mg/L (aerosol). The mass median aerodynamic diameter for the aerosol was 1.92 µm (Cytec, 2013) [Kl. score = 1].

### **C. Irritation**

Both Bellacide 350 (50% aq. solution TTPC) and Bellacide 355 (5% aq. solution TTPC) are considered to be corrosive to the skin and eyes (BWA Additives, 2011; 2015). [Kl. score = 4]

### **D. Sensitization**

TTPC is not considered to be a skin sensitizer (BWA Additives, 2011; 2015). [Kl. score = 4]

### **E. Repeated Dose Toxicity**

#### Oral

A 90-day rat drinking water study has been conducted on a product containing TTPC. The LOAEL for the active ingredient (TTPC) is 27.2 and 32.3 mg/kg-day in males and females, respectively, based on various clinical signs and significantly reduced body weights, feed and water consumption. The NOAEL for this study is 8.66 mg/kg-day (EPA, 2006). [Kl. score = 2]

#### Inhalation

No data are available.

#### Dermal

No data are available.

### **F. Genotoxicity**

#### *In Vitro* Studies

TTPC was not mutagenic in a reverse mutation bacterial (Ames) test (BWA Additives, 2015). [Kl. score = 4]



### *In vivo* Studies

No studies are available.

### **G. Carcinogenicity**

No studies are available.

### **H. Reproductive Toxicity**

No studies are available.

### **I. Developmental Toxicity**

Female Tif:RAIf(SPF) rats were dosed by oral gavage with 0, 20, 60, or 120 mg/kg Belclene® [50% active ingredient: TTPC] during gestational days (GD) 6 through 15. In the high-dose group, there were two possible treatment-related spontaneous deaths (GD 9 and 14) and another death on GD 15 due to an intubation error. Clinical signs included dyspnea in one mid-dose and 4 high-dose animals, and vaginal bleeding in one mid-dose female on GD 15. In the high-dose group, maternal body weight gain was significantly lower during the treatment period (GD 6-15) and throughout the gestational period (GD 0-20). Mean food consumption was significantly reduced during GD 6-11 for both the mid- and high-dose animals. The number of females with implantations and the number of implantations/females were similar across all groups. Embryonic and fetal deaths were similar between treated and control groups. There were no soft tissue changes. There was an increased incidence of incomplete ossification of the 5<sup>th</sup> sternebra in the mid- and high-dose groups. The NOAELs for maternal and developmental toxicity for the active ingredient TTPC in this study is 30 and 10 mg/kg-day, respectively (EPA, 2006). [Kl. score = 2]

Female chinchilla rabbits were dosed by oral gavage with 0, 7.5, 22.5, or 45 mg/kg Belclene® [50% active ingredient: TTPC] during gestational days (GD) 6 through 18. In the mid- and high-dose groups, body weight gain was significantly reduced during GD 6-18 and feed consumption was reduced during GD 6-11. Fetal body weights were significantly reduced in the mid-(males only) and high-dose dose groups. There was also an increased incidence of delayed ossification of the hindlimb phalangeal nuclei in the mid- and high-dose groups. The NOAEL for maternal and developmental toxicity for the active ingredient TTPC in this study is 3.75 mg/kg-day (EPA 2006). [Kl. score = 2]



## V. DERIVATION OF TOXICOLOGICAL REFERENCE AND DRINKING WATER GUIDANCE VALUES

The toxicological reference values developed for TTPC follow the methodology discussed in enHealth (2012). The approach used to develop drinking water guidance values is described in the Australian Drinking Water Guidelines (ADWG, 2011).

### A. Non-Cancer

#### Oral

The NOAEL from a rat 90-day drinking water study based on various clinical signs and significantly reduced body weight and reduced feed and water consumption is 8.66 mg a.i./kg-day (EPA, 2006). This NOAEL will be used to derive the oral Reference Dose.

#### *Oral Reference Dose (oral RfD)*

$$\text{Oral RfD} = \text{NOAEL} / (\text{UF}_A \times \text{UF}_H \times \text{UF}_L \times \text{UF}_{\text{Sub}} \times \text{UF}_D)$$

Where:

$\text{UF}_A$  (interspecies variability) = 10

$\text{UF}_H$  (intraspecies variability) = 10

$\text{UF}_L$  (LOAEL to NOAEL) = 1

$\text{UF}_{\text{Sub}}$  (subchronic to chronic) = 10

$\text{UF}_D$  (database uncertainty) = 1

$$\text{Oral RfD} = 8.66 / (10 \times 10 \times 1 \times 10 \times 1) = 8.66 / 1000 = \underline{0.009 \text{ mg/kg-day}}$$

#### *Drinking water guidance value*

Drinking water guidance value = (animal dose) x (human weight) x (proportion of intake from water) / (volume of water consumed) x (safety factor)

Using the oral RfD,

Drinking water guidance value = (oral RfD) x (human weight) x (proportion of water consumed) / (volume of water consumed)

where:

Human weight = 70 kg (ADWG, 2011)

Proportion of water consumed = 10% (ADWG, 2011)

Volume of water consumed = 2L (ADWG, 2011)





Drinking water guidance value =  $(0.009 \times 70 \times 0.1)/2 = \underline{0.03 \text{ mg/L}}$

## B. Cancer

No carcinogenicity studies are available on TTPC. Thus, a cancer reference dose was not derived.

## VI. HUMAN HEALTH HAZARD ASSESSMENT OF PHYSICO-CHEMICAL PROPERTIES

TTPC does not exhibit the following physico-chemical properties:

- Explosivity
- Flammability
- Oxidizing potential

## VII. ENVIRONMENTAL HAZARD ASSESSMENT

### A. Summary

TTPC has a very high acute toxicity concern to aquatic organisms.

### B. Aquatic Toxicity

#### Acute Studies

Table 2 lists the results of acute aquatic toxicity studies conducted on TTPC.

**Table 2: Acute Aquatic Toxicity Studies on TTPC**

Test Species	Endpoint	Results (µg/L)	Klimisch score	Reference
Bluegill sunfish	96-h LC <sub>50</sub>	58.6	2	ECOTOX
Common Carp	96-h LC <sub>50</sub>	87	2	ECOTOX
Rainbow trout	96-h LC <sub>50</sub>	490	2	ECOTOX
Rainbow trout	96-h LC <sub>50</sub>	200	2	ECOTOX



Test Species	Endpoint	Results (µg/L)	Klimisch score	Reference
<i>Daphnia magna</i>	48-h EC <sub>50</sub>	25.2	2	ECOTOX
<i>Selenastrum capricornutum</i>	72-h EC <sub>50</sub>	19	4	BuruEnergy

#### Chronic Studies

No studies are available.

### **C. Terrestrial Toxicity**

Table 3 lists the avian toxicity studies conducted on TTPC.

**Table 3: Avian Toxicity Studies on TTPC**

Test Species	Endpoint	Results	Kl. score	Reference
Bobwhite Quail	8-d dietary	LC <sub>50</sub> : 4,215 ppm NOEL: 1,980 ppm	2	ECOTOX
Mallard Duck	8-d dietary	LC <sub>50</sub> : 3,663 ppm NOEL: 1,780 ppm	2	ECOTOX
Mallard Duck	14-d oral gavage	LD <sub>50</sub> : 232 mg/kg NOEL: <178 mg/kg	2	ECOTOX

### **D. Calculation of PNEC**

The PNEC calculations for TTPC follow the methodology discussed in DEWHA (2009).

#### PNEC water

Experimental results are available for three trophic levels. Acute E(L)C<sub>50</sub> values are available for fish (58.6 µg/L), *Daphnia* (25 µg/L), and algae (19 µg/L). No chronic toxicity studies are available on TTPC. On the basis that the data consists of short-term results from three trophic levels, an assessment factor of 1,000 has been applied to the effect concentration of 19 µg/L for algae. The PNEC<sub>aquatic</sub> is calculated to be 0.019 µg/L (1.9 x 10<sup>-5</sup> mg/L).



### PNEC sediment

There are no toxicity data for sediment-dwelling organisms. Therefore, the PNEC<sub>sed</sub> was calculated using the equilibrium partitioning method. The PNEC<sub>sed</sub> is 12,982 µg/kg (13.0 mg/kg) sediment wet weight.

The calculations are as follows:

$$\begin{aligned} \text{PNEC}_{\text{sed}} &= (K_{\text{sed-water}}/\text{BD}_{\text{sed}}) \times 1000 \times \text{PNEC}_{\text{water}} \\ &= (874,561/1280) \times 1000 \times 0.019 \\ &= 12,982 \end{aligned}$$

Where:

$K_{\text{sed-water}}$  = suspended matter-water partition coefficient (m<sup>3</sup>/m<sup>3</sup>)

$\text{BD}_{\text{sed}}$  = bulk density of sediment (kg/m<sup>3</sup>) = 1,280 [default]

$$\begin{aligned} K_{\text{sed-water}} &= 0.8 + [0.2 \times K_{\text{p}_{\text{sed}}}/1000 \times \text{BD}_{\text{solid}}] \\ &= 0.8 + [0.2 \times 1,822,000/1000 \times 2400] \\ &= 874,561 \end{aligned}$$

Where:

$K_{\text{p}_{\text{sed}}}$  = solid-water partition coefficient (L/kg).

$\text{BD}_{\text{solid}}$  = bulk density of the solid phase (kg/m<sup>3</sup>) = 2,400 [default]

$$\begin{aligned} K_{\text{p}_{\text{sed}}} &= K_{\text{oc}} \times f_{\text{oc}} \\ &= 45,550,000 \times 0.04 \\ &= 1,822,000 \end{aligned}$$

Where:

$K_{\text{oc}}$  = organic carbon normalized distribution coefficient (L/kg). The  $K_{\text{oc}}$  for TTPC calculated from EPISUITE™ using the MCI method is  $4.555 \times 10^7$  L/kg.

$f_{\text{oc}}$  = fraction of organic carbon in sediment = 0.04 [default].

### PNEC soil

There are no toxicity data for terrestrial or soil organisms. Therefore, the PNEC<sub>soil</sub> was calculated using the equilibrium partitioning method. The PNEC<sub>soil</sub> is 11,539 µg/kg (11.5 mg/kg) soil dry weight.



The calculations are as follows:

$$\begin{aligned} \text{PNEC}_{\text{soil}} &= (\text{Kp}_{\text{soil}}/\text{BD}_{\text{soil}}) \times 1000 \times \text{PNEC}_{\text{water}} \\ &= (911,000/1500) \times 1000 \times 0.019 \\ &= 11,539 \end{aligned}$$

Where:

$\text{Kp}_{\text{soil}}$  = soil-water partition coefficient ( $\text{m}^3/\text{m}^3$ )

$\text{BD}_{\text{soil}}$  = bulk density of soil ( $\text{kg}/\text{m}^3$ ) = 1,500 [default]

$$\begin{aligned} \text{Kp}_{\text{soil}} &= \text{K}_{\text{oc}} \times f_{\text{oc}} \\ &= 45,550,000 \times 0.02 \\ &= 911,000 \end{aligned}$$

Where:

$\text{K}_{\text{oc}}$  = organic carbon normalised distribution coefficient ( $\text{L}/\text{kg}$ ). The  $\text{K}_{\text{oc}}$  for TTPC calculated from EPISUITE™ using the MCI method is  $4.555 \times 10^7 \text{ L}/\text{kg}$ .

$f_{\text{oc}}$  = fraction of organic carbon in soil = 0.02 [default].

## VIII. PBT Assessment

The methodology for the Persistent, Bioaccumulative and Toxic (PBT) substances assessment is based on the Australian and EU Reach Criteria methodology (DEWHA, 2009; ECHA, 2008).

In a simulation test using river water, there was >20% after 35 days; however, no information is available on longer time points. TTPC is not readily biodegradable; thus it meets the screening criteria for persistence.

The log  $\text{K}_{\text{ow}}$  for TTPC is 2.45. Thus, TTPC does not meet the screening criteria for bioaccumulation.

There are no chronic aquatic toxicity studies available on TTPC. The lowest acute  $\text{E(L)}\text{C}_{50}$  value for TTPC is <1 mg/L in algae. Thus TTPC meet the criteria for toxicity.

The overall conclusion is that TTPC is not a PBT substance.

## IX. CLASSIFICATION AND LABELING (Australia GHS)

### A. Classification

Acute Toxicity Category 4 [Oral]

Acute Toxicity Category 1 [Inhalation]



Skin Corrosion Category 1  
Eye Damage Category 1  
STOT RE Category 2  
Aquatic Acute Category 1  
Aquatic Chronic Category1

## **B. Labelling**

Danger

## **C. Pictogram**



In addition to the hazard statements corresponding the GHS classifications, the following non-GHS hazard statement is to be added to the SDS: AUH071: Corrosive to the Respiratory Tract.

## **X. SAFETY AND HANDLING**

### **A. First Aid**

#### Eye Contact

Flush with plenty of fresh water for 15 minutes holding eyelids open, lifting eyelids occasionally to ensure complete removal of the product. DO NOT allow rubbing of eyes or keeping eyes closed. Remove contact lenses. Seek medical advice.

#### Skin Contact

Rinse with soap and plenty of water for several minutes. Remove contaminated clothing. Seek medical attention immediately.

#### Inhalation

Remove person to fresh air. Apply artificial respiration if not breathing. Seek medical attention.



### Ingestion

Rinse mouth with water (only if the person is conscious). Do NOT induce vomiting. Seek medical advice immediately.

## **B. FIRE FIGHTING INFORMATION**

### Extinguishing Media

Suitable Extinguishing Media: carbon dioxide, water spray, foam, dry chemical.

### Specific Exposure Hazards

Containers may explode when heated. May form explosive mixtures with strong acids. Hazardous combustion products may include the following materials: carbon monoxide, carbon dioxide, phosphorus oxides, chlorine.

### Special Protective Equipment for Firefighters

Full protective clothing and approved self-contained breathing apparatus required for firefighting personnel.

## **C. ACCIDENTAL RELEASE MEASURES**

### Personal Precautions

Use appropriate protective equipment and avoid direct contact. Do not touch damaged containers or spilled material unless wearing appropriate protective clothing. Ventilate the area before entry.

### Environmental Precautions

Prevent spills from entering storm drains or sewers and contact with soil.

### Steps to be Taken if Material is Released or Spilled

Use an absorbent material to recover as much product as possible, then, rinse the affected area with water to dilute the residue. Disposal of leftover product and used containers should be carried out in accordance with all local, state and federal regulations.



## **D. STORAGE AND HANDLING**

### General Handling

Wear appropriate personal protective equipment. Avoid contact with eyes, skin or clothing. Avoid breathing mist, vapours or spray. Use only with adequate ventilation. Wash hands after use. Launder contaminated clothing.

### Storage

Keep container closed when not in use. Store in a cool well ventilated area.

## **E. EXPOSURE CONTROLS / PERSONAL PROTECTION**

### Occupational Exposure Standards

Workplace Australia has not established an occupational exposure standard for TTPC.

### Engineering Controls

Good general ventilation should be used. Ventilation rates should be matched to conditions. If applicable, use process enclosures, local exhaust ventilation, or other engineering controls to maintain airborne levels below recommended exposure limits. If exposure limits have not been established, maintain airborne levels to an acceptable level.

### Personal Protection Equipment

*Respiratory Protection:* Use a mask or approved air-purifying respirator with appropriate cartridge or canister in spray applications or in confined spaces.

*Hand Protection:* Wear impervious gloves to prevent skin contact and absorption of this material. Rubber or Neoprene gloves may afford adequate skin protection.

*Skin Protection:* Wear appropriate clothes (*i.e.*, coveralls). Use non-slip footwear.

*Eye protection:* Wear eye protection in situations where splash or thick mists are possible.



*Other* Precautions: Avoid contact with skin, eyes and clothing. When using, do not eat or drink. Wash hands thoroughly with soap and water before eating or drinking. Remove contaminated clothing and laundry before reuse.

## **F. TRANSPORT INFORMATION**

UN2922 CORROSIVE LIQUID, TOXIC N.O.S. (contains tributyltetradecyl phosphonium chloride)

Class 8 and 6.1

Packing Group: II

Environmentally Hazardous Substance

## **XI. DISPOSAL**

Disposal should be in accordance with all local, state, and federal regulations.

## **XII. REGULATORY INFORMATION**

Australian AICS Inventory: Listed.

## **XIII. REFERENCES**

ADWG (2011). National Water Quality Management Strategy. Australian Drinking Water Guidelines, Section 6, Australian Government, National Health and Medical Research Council, Natural Resource Management Ministerial Council.

BWA Water Additives (2011). Material Safety Data Sheet for Bellacide 350, SDS No.: 10794. BWA Water Additives, Report Date: 13/01/2011. Available at: [http://biosourceinc.com/images/Bellacide\\_350\\_MSDS\\_2011.pdf](http://biosourceinc.com/images/Bellacide_350_MSDS_2011.pdf).

BWA Water Additives (2015). Safety Data Sheet for Bellacide 355, BWA Water Additives, Report Date: 10/03/2009. Available at: <http://towerwater.com/wp-content/uploads/2014/08/BELLICIDE-355-Label-SDS.pdf>.

BWA Water Additives (2016). Technical Data Sheet for Bellacide® 355. Available at: [http://www.wateradditives.com/files/products/tech\\_data\\_sheets/Bellacide%20355\\_Technical%20Data%20Sheet\\_Oil%20Gas\\_8.5x11.pdf](http://www.wateradditives.com/files/products/tech_data_sheets/Bellacide%20355_Technical%20Data%20Sheet_Oil%20Gas_8.5x11.pdf).





BuruEnergy (Environmental Properties of Proposed Biocide BE-9. BuruEnergy. Accessed at: <http://www.buruenergy.com/wp-content/uploads/BE-Environmental-Properties-of-Proposed-Biocide-BE-91.pdf>.

Cytec (2012). TSCA Section 8(e) submission letter to U.S. EPA with attachment titled “Acute Inhalation Toxicity Study in Rats – Limit Test”, conducted at Product Safety Labs, Laboratory Study #34778. DCN #89130000015. Available at: [https://yosemite.epa.gov/oppts/epatscat8.nsf/by+Service/E34D6235E54FA93785257B24006EEF4F/\\$File/89130000015.pdf](https://yosemite.epa.gov/oppts/epatscat8.nsf/by+Service/E34D6235E54FA93785257B24006EEF4F/$File/89130000015.pdf).

Cytec (2013). TSCA Section 8(e) submission letter to U.S. EPA with attachment titled “Acute Inhalation Toxicity Study in Rats”, conducted at Product Safety Labs, Laboratory Study #35656. DCN #89130000015. Available at: [https://yosemite.epa.gov/oppts/epatscat8.nsf/by+Service/CA9FA94DCF6D9C7D85257B3D00514E05/\\$File/89130000257.pdf](https://yosemite.epa.gov/oppts/epatscat8.nsf/by+Service/CA9FA94DCF6D9C7D85257B3D00514E05/$File/89130000257.pdf).

Department of the Environment, Water, Heritage and the Arts [DEWHA] (2009). Environmental risk assessment guidance manual for industrial chemicals, Department of the Environment, Water, Heritage and the Arts, Commonwealth of Australia.

ECOTOX. U.S. Environmental Protection Agency (EPA) ECOTOX Database: <http://cfpub.epa.gov/ecotox/>.

enHealth Human Risk Assessment [HHRA] (2012). Environmental Health Risk Assessment, Guidelines for Assessing Human Health Risks from Environmental Hazards. Office of Health Protection of the Australian Government Department of Health.

European Chemicals Agency [ECHA] (2008). Guidance on Information Requirements and Chemical Safety Assessment, Chapter R11: PBT Assessment, European Chemicals Agency, Helsinki, Finland.

Klimisch, H.J., Andreae, M., and Tillmann, U. (1997). A systematic approach for evaluating the quality of experimental and toxicological and ecotoxicological data. Regul. Toxicol. Pharmacol. 25:1-5.



- U.S. Environmental Protection Agency [EPA] (2006). Memorandum: Agency's Response to the Registrant Response for Acute Neurotoxicity and Repeated Exposure Inhalation Study and Determination of Inhalation MOE\* and Developmental Toxicity Review for: Belclene 350 [Tri-n-butyl tetradecyl phosphonium chloride]. Office of Prevention, Pesticides and Toxic Substances, United States Environmental Protection Agency, June 27, 2006. Accessed at: [http://www3.epa.gov/opp00001/chem\\_search/cleared\\_reviews/csr\\_PC-128824\\_27-Jun-06\\_a.pdf](http://www3.epa.gov/opp00001/chem_search/cleared_reviews/csr_PC-128824_27-Jun-06_a.pdf).
- U.S. Environmental Protection Agency [EPA] (2017). EPISuite™ v. 4.11, United States Environmental Protection Agency, Office of Pollution Prevention and Toxics and Syracuse Research Corporation. Available at: <https://www.epa.gov/tsca-screening-tools/epi-suitetm-estimation-program-interface>.



## ULEXITE

This dossier on ulexite does not represent an exhaustive or critical review of all available data. Rather, it presents the most critical studies pertinent to the risk assessment of ulexite in its use in drilling muds and hydraulic fracturing fluids. Where possible, study quality was evaluated using the Klimisch scoring system (Klimisch *et al.*, 1997).

### I. SUBSTANCE IDENTIFICATION

Chemical Name: Sodium-calcium pentaborate octahydrate

CAS RN: 1319-33-1

Molecular formula:  $(\text{NaCaB}_5\text{O}_6(\text{OH})_6 \bullet 5\text{H}_2\text{O})$

Molecular weight: Not applicable

Synonyms: Ulexite; sodium-calcium pentaborate octahydrate

### II. PHYSICO-CHEMICAL PROPERTIES

**Table 1: Overview of the Physico-chemical Properties of Commercially Available Ulexite**

Property	Value	Klimisch score	Reference
Physical state at 20°C and 101.3 kPa	White, granular, ground, or powder form	4	Etimine USA, Inc. (2016)
Melting Point	870°C	4	Etimine USA, Inc. (2016)
Bulk Density	1,410 to 1,500 kg/m <sup>3</sup>	4	Etimine USA, Inc. (2016)
Water solubility	26.67% as dissolved Ulexite @ 25°C by weight of solution	4	American Borate Company (2016)

Ulexite is a naturally-occurring mineral that is slightly soluble in water.



In a study investigating the relative rates of boron from soluble and controlled-release boron fertilizers, ulexite showed releases of boron of 20% in just under 10 weeks; 40% in approximately 25 weeks; 60% by 40 weeks; and 80% by 60 weeks (Broschat, 2008).

### **III. ENVIRONMENTAL FATE PROPERTIES**

No information is available. Ulexite is a naturally-occurring mineral and is not expected to biodegrade or bioaccumulate.

### **IV. HUMAN HEALTH HAZARD ASSESSMENT**

No information is available.

### **V. DERIVATION OF TOXICOLOGICAL REFERENCE AND DRINKING WATER GUIDANCE VALUES**

No values were derived.

### **VI. HUMAN HEALTH HAZARD ASSESSMENT OF PHYSICO-CHEMICAL PROPERTIES**

Ulexite does not exhibit the following physico-chemical properties:

- Explosivity
- Flammability
- Oxidizing potential

### **VII. ENVIRONMENTAL HAZARD ASSESSMENT**

No information is available.

### **VIII. PBT Assessment**

The methodology for the Persistent, Bioaccumulative and Toxic (PBT) substances assessment is based on the Australian and EU Reach Criteria methodology (DEWHA, 2009; ECHA, 2008).

Ulexite is a naturally-occurring mineral. For the purposes of this PBT assessment, the persistence criteria is not considered applicable to this inorganic substance.



Bioaccumulation is not applicable to naturally-occurring minerals, such as ulexite. Although boron is slowly released from ulexite, limited data indicate that bioaccumulation is not significant in aquatic and terrestrial food chains. Thus, it does not meet the criteria for bioaccumulation.

There are no mammalian or aquatic toxicity studies on ulexite. Ulexite, being a slightly water-soluble mineral, is not expected to be bioavailable. Thus, it does not meet the criteria for toxicity.

The overall conclusion is that ulexite is not a PBT substance.

## **IX. CLASSIFICATION AND LABELING**

### **A. Classification**

Not classified.

### **B. Labelling**

No signal word.

### **C. Pictogram**

None

## **X. SAFETY AND HANDLING**

### **A. FIRST AID**

#### Eye Contact

In case of contact, immediately flush eyes with plenty of water for at least 15 minutes. If symptoms persist, seek medical advice.

#### Skin Contact

Wash thoroughly with soap and water.

#### Inhalation

If inhaled, remove from area to fresh air. Get medical attention if respiratory irritation develops or if breathing becomes difficult.



#### Ingestion

Rinse mouth with water and then drink plenty of water. Never give anything by mouth to an unconscious person. If symptoms develop, seek medical advice.

### **B. FIRE FIGHTING INFORMATION**

#### Extinguishing Media

Water spray, carbon dioxide, foam, dry chemical.

#### Specific Exposure Hazards

Ulexite is non-flammable, combustible, or explosive. It is a flame retardant.

#### Special Protective Equipment for Firefighters

Wear self-contained breathing apparatus and protective clothing.

### **C. ACCIDENTAL RELEASE MEASURES**

#### Personal Precautions

Use appropriate protective equipment.

#### Environmental Precautions

Ulexite is slightly water-soluble; at high concentrations it may cause damage to trees or vegetation by root absorption. Do not flush to drains.

#### Steps to be Taken if Material is Released or Spilled

Scoop up and remove.

### **D. STORAGE AND HANDLING**

#### General Handling

No special measures necessary provided product is used correctly.

#### Other Handling Precautions

Avoid eye and skin contact. Avoid creating or inhaling dust.

#### Storage

Keep container tightly closed and in a dry and well-ventilated place. Keep in a cool place.



## **E. EXPOSURE CONTROLS / PERSONAL PROTECTION**

### Occupational Exposure Standards

Workplace Australia has not established an occupational exposure standard for ulexite.

### Engineering Controls

None

### Personal Protection Equipment

#### *Respiratory Protection:*

Respiratory protection is not required.

#### *Hand Protection:*

Chemical resistant protective gloves.

#### *Skin Protection:*

Body protection must be chosen depending on activity and possible exposure.

#### *Eye protection:*

Safety glasses with side-shields.

#### *Other Precautions:*

Handle in accordance with good industrial hygiene and safety practice. Eyewash fountains and safety showers must be easily accessible.

## **F. TRANSPORT INFORMATION**

Ulexite is not considered hazardous for purposes of transportation by road or rail. An Australian Dangerous Goods code is not required.

## **XI. DISPOSAL**

Disposal should be in accordance with all local, state, and federal regulations.

## **XII. REGULATORY INFORMATION**

Australian AICS Inventory: Listed.



### XIII. REFERENCES

- ADWG (2011). National Water Quality Management Strategy. Australian Drinking Water Guidelines, Section 6, Australian Government, National Health and Medical Research Council, Natural Resource Management Ministerial Council.
- American Borate Company (2016). Technical specifications on Ulexite 45 micron ground. Available at: <http://www.americanborate.com/media/19191/ulexite-1319-33-1-2016-technical-specification.pdf>.
- Broschat, T.K. (2008). Release rates of soluble and controlled-release boron fertilizers. *HorTechnology* 18(3): 471-474.
- Department of the Environment, Water, Heritage and the Arts [DEWHA] (2009). Environmental risk assessment guidance manual for industrial chemicals, Department of the Environment, Water, Heritage and the Arts, Commonwealth of Australia.
- ECHA. ECHA REACH database: <http://echa.europa.eu/information-on-chemicals/registered-substances>
- enHealth Human Risk Assessment [HHRA] (2012). Environmental Health Risk Assessment, Guidelines for Assessing Human Health Risks from Environmental Hazards. Office of Health Protection of the Australian Government Department of Health.
- Etimine USA, Inc. (2016). Safety Data Sheet on Ulexite. Available at: [http://www.etimineusa.com/sites/etimineusa.com/files/SDS%20-%20Ulexite%202016%20-%202018\\_0.pdf](http://www.etimineusa.com/sites/etimineusa.com/files/SDS%20-%20Ulexite%202016%20-%202018_0.pdf)
- European Chemicals Agency [ECHA] (2008). Guidance on Information Requirements and Chemical Safety Assessment, Chapter R11: PBT Assessment, European Chemicals Agency, Helsinki, Finland.
- Klimisch, H.J., Andreae, M., and Tillmann, U. (1997). A systematic approach for evaluating the quality of experimental and toxicological and ecotoxicological data. *Regul. Toxicol. Pharmacol.* 25:1-5.





## Attachment D Safety Data Sheets

## **Standard Hydraulic Fracturing System SDS**

**SAFETY DATA SHEET****ACETIC ACID 60%**

Revision Date: 19-Mar-2015

Revision Number: 9

**1. Product Identifier & Identity for the Chemical**

**Statement of Hazardous Nature** Hazardous according to the criteria of the 3rd Revised Edition of the Globally Harmonised System of Classification and Labelling of Chemicals (GHS), Dangerous Goods according to the criteria of ADG.

**1.1. Product Identifier**

**Product Name** ACETIC ACID 60%

**Other means of Identification**

**Synonyms:** None  
**Product Code:** HM004481

**Recommended use of the chemical and restrictions on use**

**Recommended Use** Solvent  
**Uses Advised Against** No information available

**Supplier's name, address and phone number**

**Manufacturer/Supplier** Halliburton Australia Pty. Ltd.  
15 Marriott Road  
Jandakot  
WA 6164  
Australia  
  
ACN Number: 009 000 775  
Telephone Number: + 61 1 800 686 951  
Fax Number: 61 (08) 9455 5300  
fdunexchem@halliburton.com

**E-Mail address:****Emergency phone number**

+ 61 1 800 686 951

**Australian Poisons Information Centre**

24 Hour Service: - 13 11 26  
Police or Fire Brigade: - 000 (exchange): - 1100

**2. Hazard Identification**

**Statement of Hazardous Nature** Hazardous according to the criteria of the 3rd Revised Edition of the Globally Harmonised System of Classification and Labelling of Chemicals (GHS), Dangerous Goods according to the criteria of ADG.

**Classification of the hazardous chemical**

Skin Corrosion / irritation	Category 1 - H314
Serious Eye Damage / Eye Irritation	Category 1 - H318
Specific Target Organ Toxicity - (Single Exposure)	Category 3 - H335
Flammable liquids.	Category 3 - H226

**Label elements, including precautionary statements****Hazard Pictograms**

**Signal Word**

Danger

**Hazard Statements**

H314 - Causes severe skin burns and eye damage  
H318 - Causes serious eye damage  
H335 - May cause respiratory irritation  
H226 - Flammable liquid and vapor

**Precautionary Statements****Prevention**

P210 - Keep away from heat/sparks/open flames/hot surfaces. - No smoking  
P233 - Keep container tightly closed  
P240 - Ground/Bond container and receiving equipment  
P241 - Use explosion-proof electrical/ventilating/lighting/equipment  
P242 - Use only non-sparking tools  
P243 - Take precautionary measures against static discharge  
P260 - Do not breathe dust/fume/gas/mist/vapors/spray  
P264 - Wash face, hands and any exposed skin thoroughly after handling  
P271 - Use only outdoors or in a well-ventilated area  
P280 - Wear protective gloves/protective clothing/eye protection/face protection

**Response**

P301+ P330 + P331 - IF SWALLOWED: Rinse mouth. Do NOT induce vomiting  
P303 + P361 + P353 - IF ON SKIN (or hair): Take off immediately all contaminated clothing. Rinse skin with water/shower  
P363 - Wash contaminated clothing before reuse  
P304 + P340 - IF INHALED: Remove to fresh air and keep at rest in a position comfortable for breathing  
P312 - Call a POISON CENTER or doctor/physician if you feel unwell  
P305 + P351 + P338 - IF IN EYES: Rinse cautiously with water for several minutes. Remove contact lenses, if present and easy to do. Continue rinsing  
P310 - Immediately call a POISON CENTER or doctor/physician  
P370 + P378 - In case of fire: Use water spray for extinction

**Storage**

P403 + P233 - Store in a well-ventilated place. Keep container tightly closed  
P403 + P235 - Store in a well-ventilated place. Keep cool  
P405 - Store locked up

**Disposal**

P501 - Dispose of contents/container in accordance with local/regional/national/international regulations

**Contains  
Substances**  
Acetic acid

**CAS Number**  
64-19-7

**Other hazards which do not result in classification**

None known

**Australia Classification**

*For the full text of the H-phrases mentioned in this Section, see Section 16*

**Classification**

C - Corrosive.

**Risk Phrases**

R10 Flammable.  
R34 Causes burns.  
R37 Irritating to respiratory system.

### 3. Composition/information on Ingredients

Substances	CAS Number	PERCENT (w/w)	GHS Classification - Australia
Acetic acid	64-19-7	60 - 100%	Skin Corr. 1A (H314) Eye Corr. 1 (H318) STOT SE 3 (H335) Flam. Liq. 3 (H226)

### 4. First aid measures

#### Description of necessary first aid measures

<b>Inhalation</b>	If inhaled, move victim to fresh air and seek medical attention.
<b>Eyes</b>	Immediately flush eyes with large amounts of water for at least 30 minutes. Seek prompt medical attention.
<b>Skin</b>	In case of contact, immediately flush skin with plenty of soap and water for at least 30 minutes and remove contaminated clothing, shoes and leather goods immediately. Get medical attention immediately.
<b>Ingestion</b>	Do NOT induce vomiting. Give nothing by mouth. Obtain immediate medical attention.

#### Symptoms caused by exposure

Causes severe eye irritation which may damage tissue. Causes severe skin irritation with tissue destruction. May cause respiratory irritation.

#### Medical Attention and Special Treatment

**Notes to Physician** Treat symptomatically

### 5. Fire Fighting Measures

#### Suitable extinguishing equipment

##### **Suitable Extinguishing Media**

Water fog, carbon dioxide, foam, dry chemical.

##### **Extinguishing media which must not be used for safety reasons**

None known.

#### Specific hazards arising from the chemical

##### **Special Exposure Hazards**

Use water spray to cool fire exposed surfaces. Decomposition in fire may produce harmful gases. Do not allow runoff to enter waterways.

#### Special protective equipment and precautions for fire fighters

##### **Special Protective Equipment for Fire-Fighters**

Full protective clothing and approved self-contained breathing apparatus required for fire fighting personnel.

### 6. Accidental release measures

#### 6.1. Personal precautions, protective equipment and emergency procedures

Use appropriate protective equipment.

#### 6.2. Environmental precautions

Prevent from entering sewers, waterways, or low areas.

#### 6.3. Methods and material for containment and cleaning up

Isolate spill and stop leak where safe. Contain spill with sand or other inert materials. Neutralize to pH of 6-8. Scoop up and

remove.

## 7. Handling and storage

### 7.1. Precautions for Safe Handling

#### Handling Precautions

Avoid contact with eyes, skin, or clothing. Avoid breathing vapors. Wash hands after use. Launder contaminated clothing before reuse.

#### Hygiene Measures

Handle in accordance with good industrial hygiene and safety practice.

### 7.2. Conditions for safe storage, including any incompatibilities

#### Storage Information

Store in a cool well ventilated area. Keep container closed when not in use. Product has a shelf life of 24 months. Store locked up.

#### Other Guidelines

No information available

## 8. Exposure Controls/Personal Protection

### Control parameters - exposure standards, biological monitoring

#### Exposure Limits

Substances	CAS Number	Australia NOHSC	ACGIH TLV-TWA
Acetic acid	64-19-7	TWA: 10 ppm TWA: 25 mg/m <sup>3</sup> STEL: 15 ppm STEL: 37 mg/m <sup>3</sup>	TWA: 10 ppm STEL: 15 ppm

### Appropriate engineering controls

#### Engineering Controls

Use in a well ventilated area. Local exhaust ventilation should be used in areas without good cross ventilation.

### Personal protective equipment (PPE)

#### Respiratory Protection

Organic vapor/acid gas respirator.

#### Hand Protection

Impervious rubber gloves.

#### Skin Protection

Full protective chemical resistant clothing.

#### Eye Protection

Chemical goggles; also wear a face shield if splashing hazard exists.

#### Other Precautions

Eyewash fountains and safety showers must be easily accessible.

#### Environmental Exposure Controls

No information available

## 9. Physical and Chemical Properties

### 9.1. Information on basic physical and chemical properties

Physical State: Liquid

Color: Clear

Odor: Acrid

Odor Threshold: No information available

#### Property

#### Values

#### Remarks/ - Method

#### pH:

1.38

#### Freezing Point/Range

16 °C

#### Melting Point/Range

No data available

#### Boiling Point/Range

117 °C / 244 °F

#### Flash Point

55 °C / 131 °F PMCC

upper flammability limit

16%

lower flammability limit

5.4%

#### Evaporation rate

No data available

#### Vapor Pressure

11.7 mmHg @ 20 C

#### Vapor Density

No data available

#### Specific Gravity

1.05

#### Water Solubility

Soluble in water

#### Solubility in other solvents

No data available

Partition coefficient: n-octanol/water	No data available
Autoignition Temperature	No data available
Decomposition Temperature	No data available
Viscosity	No data available
Explosive Properties	No information available
Oxidizing Properties	No information available

**9.2. Other information**

Molecular Weight	60.6 (g/mole)
VOC Content (%)	No data available

## 10. Stability and Reactivity

**10.1. Reactivity**

Not expected to be reactive.

**10.2. Chemical Stability**

Stable

**10.3. Possibility of Hazardous Reactions**

Will Not Occur

**10.4. Conditions to Avoid**

Keep away from heat, sparks and flame.

**10.5. Incompatible Materials**

Strong alkalis.

**10.6. Hazardous Decomposition Products**

Carbon monoxide and carbon dioxide.

## 11. Toxicological Information

**Information on routes of exposure**

**Principle Route of Exposure** Eye or skin contact, inhalation.

**Symptoms related to exposure****Most Important Symptoms/Effects**

Causes severe eye irritation which may damage tissue. Causes severe skin irritation with tissue destruction. May cause respiratory irritation.

**Numerical measures of toxicity****Toxicology data for the components**

Substances	CAS Number	LD50 Oral	LD50 Dermal	LC50 Inhalation
Acetic acid	64-19-7	3310 mg/kg (Rat) 600 mg/kg (Rabbit) 4960 mg/kg (Mouse)	1060 mg/kg (Rabbit)	11.4 mg/L (Rat) 4h

**Immediate, delayed and chronic health effects from exposure**

**Inhalation** Causes severe respiratory irritation.

**Eye Contact** Causes eye burns.

**Skin Contact** Causes skin burns which may not be immediately painful or visible.

**Ingestion** Causes burns of the mouth, throat and stomach.

**Chronic Effects/Carcinogenicity** Prolonged, excessive exposure may cause erosion of the teeth.

**Exposure Levels**

No data available

**Interactive effects**

Skin disorders.

**Data limitations**

No data available

Substances	CAS Number	Skin corrosion/irritation
Acetic acid	64-19-7	Corrosive to skin
Substances	CAS Number	Eye damage/irritation
Acetic acid	64-19-7	Corrosive to eyes
Substances	CAS Number	Skin Sensitization
Acetic acid	64-19-7	Not regarded as a sensitizer.
Substances	CAS Number	Respiratory Sensitization
Acetic acid	64-19-7	No information available
Substances	CAS Number	Mutagenic Effects
Acetic acid	64-19-7	In vivo tests did not show mutagenic effects. In vitro tests did not show mutagenic effects
Substances	CAS Number	Carcinogenic Effects
Acetic acid	64-19-7	Did not show carcinogenic effects in animal experiments
Substances	CAS Number	Reproductive toxicity
Acetic acid	64-19-7	Did not show teratogenic effects in animal experiments. Animal testing did not show any effects on fertility.
Substances	CAS Number	STOT - single exposure
Acetic acid	64-19-7	May cause respiratory irritation.
Substances	CAS Number	STOT - repeated exposure
Acetic acid	64-19-7	Not applicable due to corrosivity of the substance.
Substances	CAS Number	Aspiration hazard
Acetic acid	64-19-7	Not applicable

## 12. Ecological Information

### Ecotoxicity

#### Product Ecotoxicity Data

No data available

#### Substance Ecotoxicity Data

Substances	CAS Number	Toxicity to Algae	Toxicity to Fish	Toxicity to Microorganisms	Toxicity to Invertebrates
Acetic acid	64-19-7	EC50 90 mg/L (Microcystis aeruginosa) EC50 (72h) > 1000 mg/L (>300.82 mg/L – acetate ion) (Skeletonema costatum)	LC50 79 mg/L (Pimephales promelas) LC50 75 mg/L (Pimephales promelas) LC50 (96h) > 1000 mg/L (>300.82 mg/L – acetate ion) (Oncorhynchus mykiss)	NOEC (16h) 1150 mg/L (Pseudomonas putida)	EC50 47 mg/L (Daphnia magna) LC50 32 mg/L (Artemia salina) EC50 (48h) > 1000 mg/L (>300.82 mg/L – acetate ion) (Daphnia magna) NOEC (21d) 31.4 - 37.9 mg/L (Daphnia magna) (reproduction)

### 12.2. Persistence and degradability

Substances	CAS Number	Persistence and Degradability
Acetic acid	64-19-7	Readily biodegradable (99% @ 7d)

### 12.3. Bioaccumulative potential

Substances	CAS Number	Log Pow
Acetic acid	64-19-7	-0.17 BCF = 3.16 (Calculated)



**12.4. Mobility in soil**

Substances	CAS Number	Mobility
Acetic acid	64-19-7	No information available

**12.6. Other adverse effects****Endocrine Disruptor Information**

This product does not contain any known or suspected endocrine disruptors

**13. Disposal Considerations****Safe handling and disposal methods**

Disposal should be made in accordance with federal, state, and local regulations.

**Disposal of any contaminated packaging**

Follow all applicable national or local regulations. Contaminated packaging may be disposed of by: rendering packaging incapable of containing any substance, or treating packaging to remove residual contents, or treating packaging to make sure the residual contents are no longer hazardous, or by disposing of packaging into commercial waste collection.

**Environmental regulations**

Not applicable

**14. Transport Information****Transportation Information**

UN Number: UN2790  
UN Proper Shipping Name: Acetic Acid Solution  
Transport Hazard Class(es): 8  
Packing Group: II  
Environmental Hazards: Not applicable

**Special precautions during transport**

None

**HazChem Code**

2R

**15. Regulatory Information****Safety, health and environmental regulations specific for the product****International Inventories****Australian AICS Inventory**

All components listed on inventory or are exempt.

**New Zealand Inventory of Chemicals**

All components listed on inventory or are exempt.

**EINECS Inventory**

This product, and all its components, complies with EINECS

**US TSCA Inventory**

All components listed on inventory or are exempt.

**Canadian DSL Inventory**

All components listed on inventory or are exempt.

**Poisons Schedule number**

S6

**16. Other information****Date of preparation or review**

Revision Date: 19-Mar-2015

**Revision Note**

SDS sections updated: 2

**Revision Note****Full text of R-phrases referred to under Sections 2 and 3**

R10 Flammable.

R34 Causes burns.

R35 Causes severe burns.

R37 Irritating to respiratory system.

**Full text of H-Statements referred to under sections 2 and 3**

H226 - Flammable liquid and vapor

H314 - Causes severe skin burns and eye damage

H318 - Causes serious eye damage

H335 - May cause respiratory irritation

**Additional information**

For additional information on the use of this product, contact your local Halliburton representative.

For questions about the Safety Data Sheet for this or other Halliburton products, contact Chemical Stewardship at 1-580-251-4335.

**Key abbreviations or acronyms used**

bw – body weight CAS – Chemical Abstracts Service EC50 – Effective Concentration 50% LC50 – Lethal Concentration 50% LD50 – Lethal Dose 50% LL50 – Lethal Loading 50% mg/kg – milligram/kilogram mg/L – milligram/liter NOEC – No Observed Effect Concentration OEL – Occupational Exposure Limit PBT – Persistent Bioaccumulative and Toxic ppm – parts per million STEL – Short Term Exposure Limit TWA – Time-Weighted Average vPvB – very Persistent and very Bioaccumulative h - hour mg/m<sup>3</sup> - milligram/cubic meter mm - millimeter mmHg - millimeter mercury w/w - weight/weight d - day

**Key literature references and sources for data**

[www.ChemADVISOR.com/](http://www.ChemADVISOR.com/)

NZ CCID

**Disclaimer Statement**

This information is furnished without warranty, expressed or implied, as to accuracy or completeness. The information is obtained from various sources including the manufacturer and other third party sources. The information may not be valid under all conditions nor if this material is used in combination with other materials or in any process. Final determination of suitability of any material is the sole responsibility of the user.

**End of Safety Data Sheet**

## SAFETY DATA SHEET

BE-9

Revision Date: 13-Oct-2017

Revision Number: 20

## 1. Product Identifier &amp; Identity for the Chemical

**Statement of Hazardous Nature** Hazardous according to the criteria of the 3rd Revised Edition of the Globally Harmonised System of Classification and Labelling of Chemicals (GHS), Dangerous Goods according to the criteria of ADG.

**1.1. Product Identifier**

**Product Name** BE-9

**Other means of Identification**

**Synonyms** None  
**Hazardous Material Number:** HB006583

**Recommended use of the chemical and restrictions on use**

**Recommended Use** Biocide  
**Uses advised against** No information available

**Supplier's name, address and phone number**

**Manufacturer/Supplier** Halliburton Australia Pty. Ltd.  
 15 Marriott Road, Jandakot, WA 6164  
 Australia  
 ACN Number: 009 000 775  
 Telephone Number: + 61 1 800 686 951  
 Fax Number: 61 (08) 9455 5300  
**E-mail Address** fdunexchem@halliburton.com

**Emergency phone number**

+ 61 1 800 686 951  
 Global Incident Response Access Code: 334305  
 Contract Number: 14012

**Australian Poisons Information Centre**

24 Hour Service: - 13 11 26  
 Police or Fire Brigade: - 000 (exchange): - 1100

## 2. Hazard Identification

**Statement of Hazardous Nature** Hazardous according to the criteria of the 3rd Revised Edition of the Globally Harmonised System of Classification and Labelling of Chemicals (GHS), Dangerous Goods according to the criteria of ADG.

**Classification of the hazardous chemical**

Skin Corrosion/Irritation	Category 1 - H314
Serious Eye Damage/Irritation	Category 1 - H318
Acute Aquatic Toxicity	Category 1 - H400
Chronic Aquatic Toxicity	Category 2 - H411

**Label elements, including precautionary statements****Hazard Pictograms**

**Signal Word**

DANGER

**Hazard Statements:**

H314 - Causes severe skin burns and eye damage  
 H318 - Causes serious eye damage  
 H400 - Very toxic to aquatic life  
 H411 - Toxic to aquatic life with long lasting effects

**Precautionary Statements****Prevention**

P260 - Do not breathe dust/fume/gas/mist/vapors/spray  
 P273 - Avoid release to the environment

**Response**

P280 - Wear protective gloves/protective clothing/eye protection/face protection  
 P301 + P330 + P331 - IF SWALLOWED: rinse mouth. Do NOT induce vomiting  
 P303 + P361 + P353 - IF ON SKIN (or hair): Take off immediately all contaminated clothing. Rinse skin with water [or shower].  
 P363 - Wash contaminated clothing before reuse  
 P304 + P340 - IF INHALED: Remove victim to fresh air and keep at rest in a position comfortable for breathing  
 P310 - Immediately call a POISON CENTER or doctor/physician  
 P305 + P351 + P338 - IF IN EYES: Rinse cautiously with water for several minutes. Remove contact lenses, if present and easy to do. Continue rinsing  
 P391 - Collect spillage  
 P405 - Store locked up  
 P501 - Dispose of contents/container in accordance with local/regional/national/international regulations

**Storage****Disposal****Contains Substances**

Tributyl tetradecyl phosphonium chloride

**CAS Number**

81741-28-8

**Other hazards which do not result in classification**

None known

For the full text of the H-phrases mentioned in this Section, see Section 16

### 3. Composition/information on Ingredients

Substances	CAS Number	PERCENT (w/w)	GHS Classification - Australia
Tributyl tetradecyl phosphonium chloride	81741-28-8	5 - 10%	Acute Tox. 4 (H302) Acute Tox. 2 (H330) Skin Corr. 1B (H314) Eye Corr. 1 (H318) Aquatic Acute 1 (H400) Aquatic Chronic 1 (H410)

### 4. First aid measures

**Description of necessary first aid measures****Inhalation**

If inhaled, move victim to fresh air and seek medical attention.

**Eyes**

Immediately flush eyes with large amounts of water for at least 30 minutes. Seek prompt medical attention.

<b>Skin</b>	In case of contact, immediately flush skin with plenty of soap and water for at least 30 minutes and remove contaminated clothing, shoes and leather goods immediately. Get medical attention immediately.
<b>Ingestion</b>	Do NOT induce vomiting. Give nothing by mouth. Obtain immediate medical attention.

**Symptoms caused by exposure**

Causes severe eye irritation which may damage tissue. Causes severe skin irritation with tissue destruction.

**Medical Attention and Special Treatment**

**Notes to Physician** Treat symptomatically

## 5. Fire Fighting Measures

**Suitable extinguishing equipment****Suitable Extinguishing Media**

Water fog, carbon dioxide, foam, dry chemical.

**Extinguishing media which must not be used for safety reasons**

None known.

**Specific hazards arising from the chemical****Special exposure hazards in a fire**

Decomposition in fire may produce harmful gases. Do not allow runoff to enter waterways. Use water spray to cool fire exposed surfaces.

**Special protective equipment and precautions for fire fighters****Special protective equipment for firefighters**

Full protective clothing and approved self-contained breathing apparatus required for fire fighting personnel.

## 6. Accidental release measures

**6.1. Personal precautions, protective equipment and emergency procedures**

Use appropriate protective equipment.

**6.2. Environmental precautions**

Prevent from entering sewers, waterways, or low areas.

**6.3. Methods and material for containment and cleaning up**

Isolate spill and stop leak where safe. Contain spill with sand or other inert materials. Scoop up and remove.

## 7. Handling and storage

**7.1. Precautions for safe handling****Handling Precautions**

Avoid contact with eyes, skin, or clothing. Wash hands after use. Launder contaminated clothing before reuse. Do NOT consume food, drink, or tobacco in contaminated areas.

**Hygiene Measures**

Handle in accordance with good industrial hygiene and safety practice.

**7.2. Conditions for safe storage, including any incompatibilities****Storage Information**

Store in a cool well ventilated area. Keep container closed when not in use. Store away from direct sunlight. Store in a dry location. Store in a manner to prevent commingling with incompatible materials. Store away from alkalis. Store away from reducing agents. Store locked up.

**Other Guidelines**

No information available

## 8. Exposure Controls/Personal Protection

**Control parameters - exposure standards, biological monitoring****Exposure Limits**

Substances	CAS Number	Australia NOHSC	ACGIH TLV-TWA
Tributyl tetradecyl phosphonium chloride	81741-28-8	Not applicable	Not applicable

**Appropriate engineering controls****Engineering Controls**

Use in a well ventilated area. Local exhaust ventilation should be used in areas without good cross ventilation.

**Personal protective equipment (PPE)****Personal Protective Equipment**

If engineering controls and work practices cannot prevent excessive exposures, the selection and proper use of personal protective equipment should be determined by an industrial hygienist or other qualified professional based on the specific application of this product.

**Respiratory Protection**

If engineering controls and work practices cannot keep exposure below occupational exposure limits or if exposure is unknown, wear a NIOSH certified, European Standard EN 149, AS/NZS 1715:2009, or equivalent respirator when using this product. Selection of and instruction on using all personal protective equipment, including respirators, should be performed by an Industrial Hygienist or other qualified professional.

Dust/mist respirator. (N95, P2/P3)

**Hand Protection**

Chemical-resistant protective gloves (EN 374) Suitable materials for longer, direct contact (recommended: protection index 6, corresponding to > 480 minutes permeation time as per EN 374): Neoprene gloves. (>= 0.75 mm thickness)

This information is based on literature references and on information provided by glove manufacturers, or is derived by analogy with similar substances. Please note that in practice the working life of chemical-resistant protective gloves may be considerably shorter than the permeation time determined in accordance with EN 374 as a result of the many influencing factors (e.g. temperature). If signs of wear and tear are noticed then the gloves should be replaced. Manufacturer's directions for use should be observed because of great diversity of types.

**Skin Protection**

Wear impervious protective clothing, including boots, gloves, lab coat, apron, rain jacket, pants or coverall, as appropriate, to prevent skin contact.

**Eye Protection**

Chemical goggles; also wear a face shield if splashing hazard exists.

**Other Precautions**

Eyewash fountains and safety showers must be easily accessible.

**Environmental Exposure Controls**

No information available

## 9. Physical and Chemical Properties

**9.1. Information on basic physical and chemical properties**

**Physical State:** Liquid

**Color:** Clear colorless

**Odor:** Slight

**Odor Threshold:** No information available

PropertyValues

Remarks/ - Method

**pH:**

6-8

**Freezing Point / Range**

-8 - -10 °C

**Melting Point / Range**

No data available

**Boiling Point / Range**

100 °C / 212 °F

**Flash Point**

No data available

**Evaporation rate**

No data available

**Vapor Pressure**

No data available

**Vapor Density**

No data available

**Specific Gravity**

0.95 - 1.0

**Water Solubility**

Miscible with water

**Solubility in other solvents**

No data available

**Partition coefficient: n-octanol/water**

No data available

**Autoignition Temperature**

No data available

**Decomposition Temperature**

No data available

**Viscosity**

No data available

**Explosive Properties**

No information available

**Oxidizing Properties**

No information available

**9.2. Other information****VOC Content (%)**

No data available

<b>10. Stability and Reactivity</b>
-------------------------------------

**10.1. Reactivity**

Not expected to be reactive.

**10.2. Chemical stability**

Stable

**10.3. Possibility of hazardous reactions**

Will Not Occur

**10.4. Conditions to avoid**

None anticipated

**10.5. Incompatible materials**

Reducing agents. Strong alkalis.

**10.6. Hazardous decomposition products**

Chlorine. Phosphorus acids. Carbon monoxide and carbon dioxide.

<b>11. Toxicological Information</b>
--------------------------------------

**Information on routes of exposure****Principle Route of Exposure** Eye or skin contact, inhalation.**Symptoms related to exposure****Most Important Symptoms/Effects**

Causes severe eye irritation which may damage tissue. Causes severe skin irritation with tissue destruction.

**Toxicology data for the components**

Substances	CAS Number	LD50 Oral	LD50 Dermal	LC50 Inhalation
Tributyl tetradecyl phosphonium chloride	81741-28-8	= 611 mg/kg (rat)	No data of sufficient quality are available	> 0.908 mg/L (rat, 4hr, mist)

**Immediate, delayed and chronic health effects from exposure****Inhalation**

May cause respiratory irritation.

**Eye Contact**

Causes severe eye irritation which may damage tissue. May cause eye burns.

**Skin Contact**

Causes severe skin irritation with tissue destruction.

**Ingestion**

Irritation of the mouth, throat, and stomach. May cause abdominal pain, vomiting, nausea, and diarrhea.

**Chronic Effects/Carcinogenicity** No data available to indicate product or components present at greater than 0.1% are chronic health hazards.

**Exposure Levels**

No data available

**Interactive effects**

Lung disorders. Skin disorders.

**Data limitations**

No data available

Substances	CAS Number	Skin corrosion/irritation
Tributyl tetradecyl phosphonium chloride	81741-28-8	Causes burns (Rabbit)

Substances	CAS Number	Serious eye damage/irritation
Tributyl tetradecyl phosphonium chloride	81741-28-8	Causes severe eye irritation which may damage tissue. (Rabbit)

Substances	CAS Number	Skin Sensitization
Tributyl tetradecyl phosphonium chloride	81741-28-8	No information available

Substances	CAS Number	Respiratory Sensitization
Tributyl tetradecyl phosphonium chloride	81741-28-8	No information available

Substances	CAS Number	Mutagenic Effects
Tributyl tetradecyl phosphonium chloride	81741-28-8	No data of sufficient quality are available.

Substances	CAS Number	Carcinogenic Effects
Tributyl tetradecyl phosphonium chloride	81741-28-8	No information available

Substances	CAS Number	Reproductive toxicity
Tributyl tetradecyl phosphonium chloride	81741-28-8	No information available

Substances	CAS Number	STOT - single exposure
Tributyl tetradecyl phosphonium chloride	81741-28-8	No information available

Substances	CAS Number	STOT - repeated exposure
Tributyl tetradecyl phosphonium chloride	81741-28-8	No data of sufficient quality are available.

Substances	CAS Number	Aspiration hazard
Tributyl tetradecyl phosphonium chloride	81741-28-8	No information available

## 12. Ecological Information

### Ecotoxicity

#### Substance Ecotoxicity Data

Substances	CAS Number	Toxicity to Algae	Toxicity to Fish	Toxicity to Microorganisms	Toxicity to Invertebrates
Tributyl tetradecyl phosphonium chloride	81741-28-8	No information available	LC50 (96 h) 0.46 mg/L (Oncorhynchus mykiss) LC50 (96 h) 0.06 mg/L (Lepomis macrochirus)	No information available	EC50 (48 h) 0.025 mg/L (Daphnia sp.)

#### 12.2. Persistence and degradability

Substances	CAS Number	Persistence and Degradability
Tributyl tetradecyl phosphonium chloride	81741-28-8	(0% @ 28d)

#### 12.3. Bioaccumulative potential

Substances	CAS Number	Log Pow
Tributyl tetradecyl phosphonium chloride	81741-28-8	< 3

#### 12.4. Mobility in soil

Substances	CAS Number	Mobility
Tributyl tetradecyl phosphonium chloride	81741-28-8	No information available

#### 12.6. Other adverse effects

##### Endocrine Disruptor Information

This product does not contain any known or suspected endocrine disruptors



### 13. Disposal Considerations

**Safe handling and disposal methods**

Disposal should be made in accordance with federal, state, and local regulations. Incineration recommended in approved incinerator according to federal, state, and local regulations. Substance should NOT be deposited into a sewage facility.

**Disposal of any contaminated packaging**

Follow all applicable national or local regulations.

**Environmental regulations**

Not applicable

### 14. Transport Information

**Transportation Information****Australia ADG**

UN Number	UN2922
UN proper shipping name:	Corrosive Liquid, Toxic, N.O.S. (contains Tributyl Tetradecyl Phosphonium Chloride)
Transport Hazard Class(es):	8, (6.1)
Packing Group:	II
Environmental Hazards:	Marine Pollutant

**IMDG/IMO**

UN Number	UN2922
UN proper shipping name:	Corrosive Liquid, Toxic, N.O.S. (contains Tributyl Tetradecyl Phosphonium Chloride)
Transport Hazard Class(es):	8, (6.1)
Packing Group:	II
Environmental Hazards:	Marine Pollutant
EMS:	EmS F-A, S-B

**IATA/ICAO**

UN Number	UN2922
UN proper shipping name:	Corrosive Liquid, Toxic, N.O.S. (contains Tributyl Tetradecyl Phosphonium Chloride)
Transport Hazard Class(es):	8, (6.1)
Packing Group:	II
Environmental Hazards:	Marine Pollutant

**Special precautions during transport**

None

**HazChem Code**

2X

### 15. Regulatory Information

**Safety, health and environmental regulations specific for the product****International Inventories****Australian AICS Inventory**

All components are listed on the AICS or are subject to a relevant exemption, permit, or assessment certificate.

**New Zealand Inventory of Chemicals**

All components are listed on the NZIoC or are subject to a relevant exemption, permit, or assessment certificate.

**EINECS (European Inventory of Existing Chemical Substances)**

This product, and all its components, complies with EINECS

**US TSCA Inventory**

All components listed on inventory or are exempt.

**Canadian Domestic Substances List (DSL)**

All components listed on inventory or are exempt.

**Poisons Schedule number**

None Allocated

**International Agreements**

**Montreal Protocol - Ozone Depleting Substances:**

Does not apply

**Stockholm Convention - Persistent Organic Pollutants:**

Does not apply

**Rotterdam Convention - Prior Informed Consent:**

Does not apply

**Basel Convention - Hazardous Waste:**

Does not apply

**16. Other information****Date of preparation or review**

**Revision Date:** 13-Oct-2017

**Revision Note**

SDS sections updated:

2

**Full text of H-Statements referred to under sections 2 and 3**

H302 - Harmful if swallowed

H314 - Causes severe skin burns and eye damage

H318 - Causes serious eye damage

H330 - Fatal if inhaled

H400 - Very toxic to aquatic life

H401 - Toxic to aquatic life

H410 - Very toxic to aquatic life with long lasting effects

H411 - Toxic to aquatic life with long lasting effects

**Additional information**

For additional information on the use of this product, contact your local Halliburton representative.

For questions about the Safety Data Sheet for this or other Halliburton products, contact Chemical Stewardship at 1-580-251-4335.

**Key abbreviations or acronyms used**

bw – body weight

CAS – Chemical Abstracts Service

EC50 – Effective Concentration 50%

LC50 – Lethal Concentration 50%

LD50 – Lethal Dose 50%

LL50 – Lethal Loading 50%

mg/kg – milligram/kilogram

mg/L – milligram/liter

NOEC – No Observed Effect Concentration

OEL – Occupational Exposure Limit

PBT – Persistent Bioaccumulative and Toxic

ppm – parts per million

STEL – Short Term Exposure Limit

TWA – Time-Weighted Average

vPvB – very Persistent and very Bioaccumulative

h - hour

mg/m<sup>3</sup> - milligram/cubic meter

mm - millimeter

mmHg - millimeter mercury

w/w - weight/weight

d - day

**Key literature references and sources for data**

www.ChemADVISOR.com/

NZ CCID

**Disclaimer Statement**

This information is furnished without warranty, expressed or implied, as to accuracy or completeness. The information is obtained from various sources including the manufacturer and other third party sources. The information may not be valid under all conditions nor if this material is used in combination with other materials or in any process. Final determination of suitability of any material is the sole responsibility of the user.

**End of Safety Data Sheet**

**SAFETY DATA SHEET****CAUSTIC SODA LIQUID**

Revision Date: 16-Apr-2015

Revision Number: 8

**1. Product Identifier & Identity for the Chemical**

**Statement of Hazardous Nature** Hazardous according to the criteria of the 3rd Revised Edition of the Globally Harmonised System of Classification and Labelling of Chemicals (GHS), Dangerous Goods according to the criteria of ADG.

**1.1. Product Identifier**

**Product Name** CAUSTIC SODA LIQUID

**Other means of Identification**

**Synonyms** None  
**Hazardous Material Number:** HM005652

**Recommended use of the chemical and restrictions on use**

**Recommended Use** pH Control  
**Uses advised against** No information available

**Supplier's name, address and phone number**

**Manufacturer/Supplier** Halliburton Australia Pty. Ltd.  
15 Marriott Road, Jandakot, WA 6164  
Australia  
ACN Number: 009 000 775  
Telephone Number: + 61 1 800 686 951  
Fax Number: 61 (08) 9455 5300  
**E-mail Address** fdunexchem@halliburton.com

**Emergency phone number**

+ 61 1 800 686 951  
Global Incident Response Access Code: 334305  
Contract Number: 14012

**Australian Poisons Information Centre**

24 Hour Service: - 13 11 26  
Police or Fire Brigade: - 000 (exchange): - 1100

**2. Hazard Identification**

**Statement of Hazardous Nature** Hazardous according to the criteria of the 3rd Revised Edition of the Globally Harmonised System of Classification and Labelling of Chemicals (GHS), Dangerous Goods according to the criteria of ADG.

**Classification of the hazardous chemical**

Skin Corrosion/Irritation	Category 1 - H314
Serious Eye Damage/Irritation	Category 1 - H318
Specific Target Organ Toxicity - (Single Exposure)	Category 3 - H335
Substances/mixtures corrosive to metal.	Category 1 - H290

**Label elements, including precautionary statements****Hazard Pictograms**

**Signal Word**

DANGER

**Hazard Statements:**

H290 - May be corrosive to metals  
 H314 - Causes severe skin burns and eye damage  
 H318 - Causes serious eye damage  
 H335 - May cause respiratory irritation

**Precautionary Statements****Prevention**

P234 - Keep only in original packaging.  
 P260 - Do not breathe dust/fume/gas/mist/vapors/spray  
 P261 - Avoid breathing dust/fume/gas/mist/vapors/spray  
 P264 - Wash face, hands and any exposed skin thoroughly after handling  
 P271 - Use only outdoors or in a well-ventilated area  
 P280 - Wear protective gloves/eye protection/face protection

**Response**

P301 + P330 + P331 - IF SWALLOWED: rinse mouth. Do NOT induce vomiting  
 P303 + P361 + P353 - IF ON SKIN (or hair): Take off immediately all contaminated clothing. Rinse skin with water [or shower].  
 P363 - Wash contaminated clothing before reuse  
 P310 - Immediately call a POISON CENTER or doctor/physician  
 P305 + P351 + P338 - IF IN EYES: Rinse cautiously with water for several minutes. Remove contact lenses, if present and easy to do. Continue rinsing  
 P390 - Absorb spillage to prevent material damage  
 P304 + P340 - IF INHALED: Remove victim to fresh air and keep at rest in a position comfortable for breathing  
 P403 + P233 - Store in a well-ventilated place. Keep container tightly closed  
 P405 - Store locked up  
 P501 - Dispose of contents/container in accordance with local/regional/national/international regulations

**Storage****Disposal****Contains****Substances**

Sodium hydroxide

**CAS Number**

1310-73-2

**Other hazards which do not result in classification**

None known

For the full text of the H-phrases mentioned in this Section, see Section 16

### 3. Composition/information on Ingredients

Substances	CAS Number	PERCENT (w/w)	GHS Classification - Australia
Sodium hydroxide	1310-73-2	30 - 60%	Skin Corr. 1A (H314) Eye Corr. 1 (H318) STOT SE 3 (H335) Met. Corr. 1 (H290)

### 4. First aid measures

**Description of necessary first aid measures****Inhalation**

If inhaled, move victim to fresh air and seek medical attention.

<b>Eyes</b>	Immediately flush eyes with large amounts of water for at least 30 minutes. Seek prompt medical attention.
<b>Skin</b>	Remove contaminated clothing and launder before reuse. Destroy or properly dispose of contaminated shoes. In case of contact, immediately flush skin with plenty of soap and water for at least 30 minutes and remove contaminated clothing, shoes and leather goods immediately. Get medical attention immediately.
<b>Ingestion</b>	Do NOT induce vomiting. Give nothing by mouth. Obtain immediate medical attention.

**Symptoms caused by exposure**

May cause eye and skin burns. May cause respiratory irritation. Causes severe skin irritation with tissue destruction. Causes severe eye irritation which may damage tissue.

**Medical Attention and Special Treatment**

**Notes to Physician** Treat symptomatically

## 5. Fire Fighting Measures

**Suitable extinguishing equipment****Suitable Extinguishing Media**

All standard fire fighting media

**Extinguishing media which must not be used for safety reasons**

None known.

**Specific hazards arising from the chemical****Special exposure hazards in a fire**

May form explosive mixtures with strong acids. Reaction with steel and certain other metals generates flammable hydrogen gas.

**Special protective equipment and precautions for fire fighters****Special protective equipment for firefighters**

Full protective clothing and approved self-contained breathing apparatus required for fire fighting personnel.

## 6. Accidental release measures

**6.1. Personal precautions, protective equipment and emergency procedures**

Use appropriate protective equipment.

**6.2. Environmental precautions**

Prevent from entering sewers, waterways, or low areas.

**6.3. Methods and material for containment and cleaning up**

Contain spill with sand or other inert materials. Neutralize to pH of 6-8. Scoop up and remove. Isolate spill and stop leak where safe.

## 7. Handling and storage

**7.1. Precautions for safe handling****Handling Precautions**

Avoid contact with eyes, skin, or clothing. Avoid breathing vapors. Wash hands after use. Launder contaminated clothing before reuse.

**Hygiene Measures**

Handle in accordance with good industrial hygiene and safety practice.

**7.2. Conditions for safe storage, including any incompatibilities****Storage Information**

Store away from acids. Store in a cool well ventilated area. Keep container closed when not in use. Product has a shelf life of 12 months.

**Other Guidelines**

No information available

## 8. Exposure Controls/Personal Protection

### Control parameters - exposure standards, biological monitoring

#### Exposure Limits

Substances	CAS Number	Australia NOHSC	ACGIH TLV-TWA
Sodium hydroxide	1310-73-2	2 mg/m <sup>3</sup>	Not applicable

### Appropriate engineering controls

#### Engineering Controls

Use in a well ventilated area. Local exhaust ventilation should be used in areas without good cross ventilation.

### Personal protective equipment (PPE)

#### Personal Protective Equipment

If engineering controls and work practices cannot prevent excessive exposures, the selection and proper use of personal protective equipment should be determined by an industrial hygienist or other qualified professional based on the specific application of this product.

#### Respiratory Protection

If engineering controls and work practices cannot keep exposure below occupational exposure limits or if exposure is unknown, wear a NIOSH certified, European Standard EN 149, AS/NZS 1715:2009, or equivalent respirator when using this product. Selection of and instruction on using all personal protective equipment, including respirators, should be performed by an Industrial Hygienist or other qualified professional.

Dust/mist respirator. (N95, P2/P3)

#### Hand Protection

Chemical-resistant protective gloves (EN 374) Suitable materials for longer, direct contact (recommended: protection index 6, corresponding to > 480 minutes permeation time as per EN 374): Butyl rubber gloves. (>= 0.7 mm thickness)

This information is based on literature references and on information provided by glove manufacturers, or is derived by analogy with similar substances. Please note that in practice the working life of chemical-resistant protective gloves may be considerably shorter than the permeation time determined in accordance with EN 374 as a result of the many influencing factors (e.g. temperature). If signs of wear and tear are noticed then the gloves should be replaced. Manufacturer's directions for use should be observed because of great diversity of types.

#### Skin Protection

Full protective chemical resistant clothing.

#### Eye Protection

Chemical goggles; also wear a face shield if splashing hazard exists.

#### Other Precautions

Eyewash fountains and safety showers must be easily accessible.

#### Environmental Exposure Controls

No information available

## 9. Physical and Chemical Properties

### 9.1. Information on basic physical and chemical properties

**Physical State:** Liquid  
**Odor:** Odorless

**Color:** Clear colorless  
**Odor Threshold:** No information available

#### Property

#### Remarks/ - Method

#### Values

#### pH:

14

#### Freezing Point / Range

12 °C

#### Melting Point / Range

No data available

#### Boiling Point / Range

144 °C / 291 °F

#### Flash Point

No data available

#### Evaporation rate

No data available

#### Vapor Pressure

13 mmHg

#### Vapor Density

No data available

#### Specific Gravity

1.52

#### Water Solubility

Miscible with water

#### Solubility in other solvents

No data available

#### Partition coefficient: n-octanol/water

No data available

#### Autoignition Temperature

No data available

#### Decomposition Temperature

No data available

#### Viscosity

No data available

**Explosive Properties**  
**Oxidizing Properties**No information available  
No information available**9.2. Other information****Molecular Weight**

40

**VOC Content (%)**

No data available

**10. Stability and Reactivity****10.1. Reactivity**

Not expected to be reactive.

**10.2. Chemical stability**

Stable

**10.3. Possibility of hazardous reactions**

Will Not Occur

**10.4. Conditions to avoid**

None anticipated

**10.5. Incompatible materials**

Strong acids. Peroxides. Halogenated compounds. Amphoteric metals such as aluminum, magnesium, lead, tin, or zinc.

**10.6. Hazardous decomposition products**

None known.

**11. Toxicological Information****Information on routes of exposure****Principle Route of Exposure** Eye or skin contact, inhalation.**Symptoms related to exposure****Most Important Symptoms/Effects**

May cause eye and skin burns. May cause respiratory irritation. Causes severe skin irritation with tissue destruction. Causes severe eye irritation which may damage tissue.

**Toxicology data for the components**

Substances	CAS Number	LD50 Oral	LD50 Dermal	LC50 Inhalation
Sodium hydroxide	1310-73-2	Not applicable due to corrosivity of the substance.	Not applicable due to corrosivity of the substance.	Not applicable due to corrosivity of the substance.

**Immediate, delayed and chronic health effects from exposure****Inhalation** Causes severe respiratory burns.**Eye Contact** Causes severe eye burns.**Skin Contact** Causes severe burns.**Ingestion** Causes burns of the mouth, throat and stomach.**Chronic Effects/Carcinogenicity** Prolonged, excessive exposure may cause erosion of the teeth.**Exposure Levels**

No data available

**Interactive effects**

Skin disorders.

**Data limitations**

No data available

Substances	CAS Number	Skin corrosion/irritation
Sodium hydroxide	1310-73-2	Causes severe burns

Substances	CAS Number	Serious eye damage/irritation
Sodium hydroxide	1310-73-2	Causes severe eye burns (Rabbit)



Substances	CAS Number	Skin Sensitization
Sodium hydroxide	1310-73-2	Did not cause sensitization on laboratory animals (guinea pig)
Substances	CAS Number	Respiratory Sensitization
Sodium hydroxide	1310-73-2	No information available
Substances	CAS Number	Mutagenic Effects
Sodium hydroxide	1310-73-2	Did not show mutagenic effects in animal experiments In vitro tests did not show mutagenic effects.
Substances	CAS Number	Carcinogenic Effects
Sodium hydroxide	1310-73-2	No data of sufficient quality are available.
Substances	CAS Number	Reproductive toxicity
Sodium hydroxide	1310-73-2	No information available
Substances	CAS Number	STOT - single exposure
Sodium hydroxide	1310-73-2	May cause respiratory irritation.
Substances	CAS Number	STOT - repeated exposure
Sodium hydroxide	1310-73-2	No significant toxicity observed in animal studies at concentration requiring classification. Not applicable due to corrosivity of the substance.
Substances	CAS Number	Aspiration hazard
Sodium hydroxide	1310-73-2	Not applicable

## 12. Ecological Information

### Ecotoxicity

#### Substance Ecotoxicity Data

Substances	CAS Number	Toxicity to Algae	Toxicity to Fish	Toxicity to Microorganisms	Toxicity to Invertebrates
Sodium hydroxide	1310-73-2	No information available	LC50(48h) 189 mg/L (Leuciscus idus melanotus) LLC50(48h) 189 mg/L (Leuciscus melanotus) LC50(24h) 145 mg/L (Poecilia reticulata) LC50(96h) 125 mg/L (Gambusia affinis) LOEL(150 d) = 25 mg/L (Lebistes reticulatus)	No information available	EC50 (48h) 40.4 mg/L (Ceriodaphnia sp.)

### 12.2. Persistence and degradability

Substances	CAS Number	Persistence and Degradability
Sodium hydroxide	1310-73-2	The methods for determining biodegradability are not applicable to inorganic substances.

### 12.3. Bioaccumulative potential

Substances	CAS Number	Log Pow
Sodium hydroxide	1310-73-2	No information available

### 12.4. Mobility in soil

Substances	CAS Number	Mobility
Sodium hydroxide	1310-73-2	No information available

### 12.6. Other adverse effects

#### Endocrine Disruptor Information

This product does not contain any known or suspected endocrine disruptors

### 13. Disposal Considerations

#### Safe handling and disposal methods

Disposal should be made in accordance with federal, state, and local regulations.

#### Disposal of any contaminated packaging

Follow all applicable national or local regulations.

#### Environmental regulations

Not applicable

### 14. Transport Information

#### Transportation Information

##### Australia ADG

UN Number	UN1824
UN proper shipping name:	Sodium Hydroxide Solution
Transport Hazard Class(es):	8
Packing Group:	II
Environmental Hazards:	Not applicable

##### IMDG/IMO

UN Number	UN1824
UN proper shipping name:	Sodium Hydroxide Solution
Transport Hazard Class(es):	8
Packing Group:	II
Environmental Hazards:	Not applicable
EMS:	EmS F-A, S-B

##### IATA/ICAO

UN Number	UN1824
UN proper shipping name:	Sodium Hydroxide Solution
Transport Hazard Class(es):	8
Packing Group:	II
Environmental Hazards:	Not applicable

#### Special precautions during transport

None

#### HazChem Code

2R

### 15. Regulatory Information

#### Safety, health and environmental regulations specific for the product

##### International Inventories

##### Australian AICS Inventory

All components are listed on the AICS or are subject to a relevant exemption, permit, or assessment certificate.

##### New Zealand Inventory of Chemicals

All components are listed on the NZIoC or are subject to a relevant exemption, permit, or assessment certificate.

##### EINECS (European Inventory of Existing Chemical Substances)

This product, and all its components, complies with EINECS

##### US TSCA Inventory

All components listed on inventory or are exempt.

##### Canadian Domestic Substances List (DSL)

All components listed on inventory or are exempt.

#### Poisons Schedule number

---

None Allocated**International Agreements****Montreal Protocol - Ozone Depleting Substances:**

Does not apply

**Stockholm Convention - Persistent Organic Pollutants:**

Does not apply

**Rotterdam Convention - Prior Informed Consent:**

Does not apply

**Basel Convention - Hazardous Waste:**

Does not apply

<b>16. Other information</b>
------------------------------

**Date of preparation or review****Revision Date:** 16-Apr-2015**Revision Note****Full text of H-Statements referred to under sections 2 and 3**

H290 - May be corrosive to metals

H314 - Causes severe skin burns and eye damage

H318 - Causes serious eye damage

H335 - May cause respiratory irritation

**Additional information**

For additional information on the use of this product, contact your local Halliburton representative.

For questions about the Safety Data Sheet for this or other Halliburton products, contact Chemical Stewardship at 1-580-251-4335.

**Key abbreviations or acronyms used**

bw – body weight

CAS – Chemical Abstracts Service

EC50 – Effective Concentration 50%

LC50 – Lethal Concentration 50%

LD50 – Lethal Dose 50%

LL50 – Lethal Loading 50%

mg/kg – milligram/kilogram

mg/L – milligram/liter

NOEC – No Observed Effect Concentration

OEL – Occupational Exposure Limit

PBT – Persistent Bioaccumulative and Toxic

ppm – parts per million

STEL – Short Term Exposure Limit

TWA – Time-Weighted Average

vPvB – very Persistent and very Bioaccumulative

h - hour

mg/m<sup>3</sup> - milligram/cubic meter

mm - millimeter

mmHg - millimeter mercury

w/w - weight/weight

d - day

**Key literature references and sources for data**[www.ChemADVISOR.com/](http://www.ChemADVISOR.com/)**Disclaimer Statement**

This information is furnished without warranty, expressed or implied, as to accuracy or completeness. The information is obtained from various sources including the manufacturer and other third party sources. The information may not be valid under all conditions nor if this material is used in combination with other materials or in any process. Final determination of suitability of any material is the sole responsibility of the user.

**End of Safety Data Sheet**

**SAFETY DATA SHEET****D-AIR 3500L**

Revision Date: 05-Apr-2018

Revision Number: 5

**1. Product Identifier & Identity for the Chemical**

**Statement of Hazardous Nature** Hazardous according to the criteria of the 3rd Revised Edition of the Globally Harmonised System of Classification and Labelling of Chemicals (GHS), Dangerous Goods according to the criteria of ADG.

**1.1. Product Identifier**

**Product Name** D-AIR 3500L

**Other means of Identification**

**Synonyms** None  
**Hazardous Material Number:** HM008316

**Recommended use of the chemical and restrictions on use**

**Recommended Use** Defoamer  
**Uses advised against** Consumer use

**Supplier's name, address and phone number**

**Manufacturer/Supplier** Halliburton Australia Pty. Ltd.  
15 Marriott Road, Jandakot, WA 6164  
Australia  
ACN Number: 009 000 775  
Telephone Number: + 61 1 800 686 951  
Fax Number: 61 (08) 9455 5300  
**E-mail Address** fdunexchem@halliburton.com

**Emergency phone number**

+ 61 1 800 686 951  
Global Incident Response Access Code: 334305  
Contract Number: 14012

**Australian Poisons Information Centre**

24 Hour Service: - 13 11 26  
Police or Fire Brigade: - 000 (exchange): - 1100

**2. Hazard Identification**

**Statement of Hazardous Nature** Hazardous according to the criteria of the 3rd Revised Edition of the Globally Harmonised System of Classification and Labelling of Chemicals (GHS), Dangerous Goods according to the criteria of ADG.

**Classification of the hazardous chemical**

Aspiration Toxicity	Category 1 - H304
---------------------	-------------------

**Label elements, including precautionary statements****Hazard Pictograms**

**Signal Word**

DANGER

**Hazard Statements:**

H304 - May be fatal if swallowed and enters airways

**Precautionary Statements****Prevention  
Response**

None  
 P301 + P310 - IF SWALLOWED: Immediately call a POISON CENTER or doctor/physician  
 P331 - Do NOT induce vomiting

**Storage  
Disposal**

P405 - Store locked up  
 P501 - Dispose of contents/container in accordance with  
 local/regional/national/international regulations

**Contains  
Substances**

Hydrotreated distillate

**CAS Number**

Proprietary

**Other hazards which do not result in classification**

None known

*For the full text of the H-phrases mentioned in this Section, see Section 16*

### 3. Composition/information on Ingredients

Substances	CAS Number	PERCENT (w/w)	GHS Classification - Australia
Hydrotreated distillate	Proprietary	60 - 100%	Asp. Tox. 1 (H304)

The specific chemical identity of the composition has been withheld as proprietary. The exact percentage (concentration) of the composition has been withheld as proprietary.

### 4. First aid measures

**Description of necessary first aid measures****Inhalation**

If inhaled, remove from area to fresh air. Get medical attention if respiratory irritation develops or if breathing becomes difficult.

**Eyes**

In case of contact, immediately flush eyes with plenty of water for at least 15 minutes and get medical attention if irritation persists.

**Skin**

Wash with soap and water. Get medical attention if irritation persists.

**Ingestion**

Get medical attention! If vomiting occurs, keep head lower than hips to prevent aspiration. Rinse mouth. Never give anything by mouth to an unconscious person.

**Symptoms caused by exposure**

Aspiration into the lungs may cause chemical pneumonitis including coughing, difficulty breathing, wheezing, coughing up blood and pneumonia, which can be fatal.

**Medical Attention and Special Treatment****Notes to Physician**

Aspiration may cause severe lung damage. Evacuate stomach in a way which avoids aspiration.

## 5. Fire Fighting Measures

### Suitable extinguishing equipment

#### **Suitable Extinguishing Media**

Water fog, carbon dioxide, foam, dry chemical.

#### **Extinguishing media which must not be used for safety reasons**

Do NOT spray pool fires directly with water. A solid stream of water directed into hot burning liquid can cause splattering.

### Specific hazards arising from the chemical

#### **Special exposure hazards in a fire**

Decomposition in fire may produce harmful gases.

### Special protective equipment and precautions for fire fighters

#### **Special protective equipment for firefighters**

Full protective clothing and approved self-contained breathing apparatus required for fire fighting personnel.

## 6. Accidental release measures

### 6.1. Personal precautions, protective equipment and emergency procedures

Ensure adequate ventilation. Use appropriate protective equipment. Do not breathe dust/fume/gas/mist/vapors/spray.

### 6.2. Environmental precautions

Prevent from entering sewers, waterways, or low areas.

### 6.3. Methods and material for containment and cleaning up

Dike far ahead of liquid spill for later disposal. Soak up with inert absorbent material. Pick up and transfer to properly labeled containers.

## 7. Handling and storage

### 7.1. Precautions for safe handling

#### **Handling Precautions**

Do not breathe dust/fume/gas/mist/vapors/spray. Ensure adequate ventilation. Use appropriate protective equipment.

#### **Hygiene Measures**

Handle in accordance with good industrial hygiene and safety practice.

### 7.2. Conditions for safe storage, including any incompatibilities

#### **Storage Information**

Store in a well ventilated area.

#### **Other Guidelines**

No information available

## 8. Exposure Controls/Personal Protection

### Control parameters - exposure standards, biological monitoring

#### **Exposure Limits**

Substances	CAS Number	Australia NOHSC	ACGIH TLV-TWA
Hydrotreated distillate	Proprietary	Not applicable	Not applicable

### Appropriate engineering controls

#### **Engineering Controls**

Ensure adequate ventilation, especially in confined areas

### Personal protective equipment (PPE)

#### **Personal Protective Equipment**

If engineering controls and work practices cannot prevent excessive exposures, the selection and proper use of personal protective equipment should be determined by an industrial hygienist or other qualified professional based on the specific application of this product.

#### **Respiratory Protection**

If engineering controls and work practices cannot keep exposure below occupational

exposure limits or if exposure is unknown, wear a NIOSH certified, European Standard EN 149, AS/NZS 1715:2009, or equivalent respirator when using this product. Selection of and instruction on using all personal protective equipment, including respirators, should be performed by an Industrial Hygienist or other qualified professional.  
Organic vapor respirator.

**Hand Protection**

Use gloves which are suitable for the chemicals present in this product as well as other environmental factors in the workplace.

**Skin Protection**

Wear protective clothing appropriate for the work environment.

**Eye Protection**

Safety glasses with side-shields. If splashes are likely to occur, wear: Goggles, Face-shield.

**Other Precautions**

None known.

**Environmental Exposure Controls**

Do not allow material to contaminate ground water system

## 9. Physical and Chemical Properties

**9.1. Information on basic physical and chemical properties**

**Physical State:** Liquid

**Color** Opaque

**Odor:** Hydrocarbon

**Odor Threshold:** No information available

Property

Values

Remarks/ - Method

**pH:**

No data available

**Freezing Point / Range**

No data available

**Melting Point / Range**

No data available

**Boiling Point / Range**

No data available

**Flash Point**

> 100 °C / > 212 °F PMCC

**Evaporation rate**

No data available

**Vapor Pressure**

No data available

**Vapor Density**

No data available

**Specific Gravity**

0.910 - 0.950

**Water Solubility**

Immiscible in water

**Solubility in other solvents**

No data available

**Partition coefficient: n-octanol/water**

No data available

**Autoignition Temperature**

No data available

**Decomposition Temperature**

No data available

**Viscosity**

No data available

**Explosive Properties**

No information available

**Oxidizing Properties**

No information available

**9.2. Other information**

**VOC Content (%)**

No data available

## 10. Stability and Reactivity

**10.1. Reactivity**

Not expected to be reactive.

**10.2. Chemical stability**

Stable

**10.3. Possibility of hazardous reactions**

Will Not Occur

**10.4. Conditions to avoid**

None anticipated

**10.5. Incompatible materials**

Strong oxidizers. Strong acids. Strong alkalis.

**10.6. Hazardous decomposition products**

Carbon oxides.

## 11. Toxicological Information

**Information on routes of exposure**

**Principle Route of Exposure**

Ingestion. Eye or skin contact, inhalation.

**Symptoms related to exposure****Most Important Symptoms/Effects**

Aspiration into the lungs may cause chemical pneumonitis including coughing, difficulty breathing, wheezing, coughing up blood and pneumonia, which can be fatal.

**Toxicology data for the components**

Substances	CAS Number	LD50 Oral	LD50 Dermal	LC50 Inhalation
Hydrotreated distillate	Proprietary	>5000 mg/kg-bw (rat) (similar substance)	>2000 mg/kg-bw (rabbit) (similar substance)	>5.2 mg/L (rat, 4 h, vapor) (similar substance)

**Immediate, delayed and chronic health effects from exposure**

**Inhalation** May cause mild respiratory irritation.

**Eye Contact** May cause mild eye irritation.

**Skin Contact** May cause mild skin irritation.

**Ingestion** Aspiration into the lungs may cause chemical pneumonitis including coughing, difficulty breathing, wheezing, coughing up blood and pneumonia, which can be fatal.

**Exposure Levels**

No data available

**Interactive effects**

No data available

**Data limitations**

No data available

Substances	CAS Number	Skin corrosion/irritation
Hydrotreated distillate		Non-irritating to the skin (similar substances)

Substances	CAS Number	Serious eye damage/irritation
Hydrotreated distillate		Non-irritating to rabbit's eye (similar substances)

Substances	CAS Number	Skin Sensitization
Hydrotreated distillate		Did not cause sensitization on laboratory animals (guinea pig) (similar substances)

Substances	CAS Number	Respiratory Sensitization
Hydrotreated distillate		Based on available data, the classification criteria are not met.

Substances	CAS Number	Mutagenic Effects
Hydrotreated distillate		In vitro tests did not show mutagenic effects. In vivo tests did not show mutagenic effects. (similar substances)

Substances	CAS Number	Carcinogenic Effects
Hydrotreated distillate		Did not show carcinogenic effects in animal experiments (similar substances)

Substances	CAS Number	Reproductive toxicity
Hydrotreated distillate		Animal testing did not show any effects on fertility. Did not show teratogenic effects in animal experiments. (similar substances)

Substances	CAS Number	STOT - single exposure
Hydrotreated distillate		No significant toxicity observed in animal studies at concentration requiring classification.

Substances	CAS Number	STOT - repeated exposure
Hydrotreated distillate		No significant toxicity observed in animal studies at concentration requiring classification. (similar substances)

Substances	CAS Number	Aspiration hazard
Hydrotreated distillate		Aspiration into the lungs may cause chemical pneumonitis including coughing, difficulty breathing,



	wheezing, coughing up blood and pneumonia, which can be fatal.
--	--

## 12. Ecological Information

### Ecotoxicity

#### **Substance Ecotoxicity Data**

Substances	CAS Number	Toxicity to Algae	Toxicity to Fish	Toxicity to Microorganisms	Toxicity to Invertebrates
Hydrotreated distillate	Proprietary	ErL50(72 h)>10000 mg/L (Skelettonema costatum)	LC50(96 h)>10000 mg/L (Scophthalmus maximus) NOELR(28 d)>1000 mg/L (fish)	No information available	LC50(48 h)>10000 mg/L (Acartia tonsa) NOELR(21 d)=1000 mg/L (Daphnia magna)

### 12.2. Persistence and degradability

Substances	CAS Number	Persistence and Degradability
Hydrotreated distillate	Proprietary	Readily biodegradable (68.1% @ 28d)

### 12.3. Bioaccumulative potential

Substances	CAS Number	Log Pow
Hydrotreated distillate	Proprietary	No information available

### 12.4. Mobility in soil

Substances	CAS Number	Mobility
Hydrotreated distillate	Proprietary	No information available

### 12.6. Other adverse effects

#### **Endocrine Disruptor Information**

This product does not contain any known or suspected endocrine disruptors

## 13. Disposal Considerations

### Safe handling and disposal methods

Disposal should be made in accordance with federal, state, and local regulations.

### Disposal of any contaminated packaging

Follow all applicable national or local regulations.

### Environmental regulations

Not applicable

## 14. Transport Information

### Transportation Information

#### **Australia ADG**

UN Number	Not restricted
UN proper shipping name:	Not restricted
Transport Hazard Class(es):	Not applicable
Packing Group:	Not applicable
Environmental Hazards:	Not applicable

#### **IMDG/IMO**

UN Number	Not restricted
UN proper shipping name:	Not restricted
Transport Hazard Class(es):	Not applicable
Packing Group:	Not applicable
Environmental Hazards:	Not applicable

**IATA/ICAO**

UN Number	Not restricted
UN proper shipping name:	Not restricted
Transport Hazard Class(es):	Not applicable
Packing Group:	Not applicable
Environmental Hazards:	Not applicable

**Special precautions during transport**

None

**HazChem Code**

None Allocated

**15. Regulatory Information****Safety, health and environmental regulations specific for the product****International Inventories**

<b>Australian AICS Inventory</b>	All components are listed on the AICS or are subject to a relevant exemption, permit, or assessment certificate.
<b>New Zealand Inventory of Chemicals</b>	All components are listed on the NZIoC or are subject to a relevant exemption, permit, or assessment certificate.
<b>EINECS (European Inventory of Existing Chemical Substances)</b>	This product, and all its components, complies with EINECS
<b>US TSCA Inventory</b>	All components listed on inventory or are exempt.
<b>Canadian Domestic Substances List (DSL)</b>	All components listed on inventory or are exempt.

**Poisons Schedule number**

None Allocated

**International Agreements**

<b>Montreal Protocol - Ozone Depleting Substances:</b>	Does not apply.
<b>Stockholm Convention - Persistent Organic Pollutants:</b>	Does not apply
<b>Rotterdam Convention - Prior Informed Consent:</b>	Does not apply.
<b>Basel Convention - Hazardous Waste:</b>	Does not apply.

**16. Other information****Date of preparation or review****Revision Date:** 05-Apr-2018**Revision Note**SDS sections updated:  
11**Full text of H-Statements referred to under sections 2 and 3**H304 - May be fatal if swallowed and enters airways  
H336 - May cause drowsiness or dizziness**Additional information**

For additional information on the use of this product, contact your local Halliburton representative.

For questions about the Safety Data Sheet for this or other Halliburton products, contact Chemical Stewardship at 1-580-251-4335.

**Key abbreviations or acronyms used**

bw – body weight

CAS – Chemical Abstracts Service  
EC50 – Effective Concentration 50%  
LC50 – Lethal Concentration 50%  
LD50 – Lethal Dose 50%  
LL50 – Lethal Loading 50%  
mg/kg – milligram/kilogram  
mg/L – milligram/liter  
NOEC – No Observed Effect Concentration  
OEL – Occupational Exposure Limit  
PBT – Persistent Bioaccumulative and Toxic  
ppm – parts per million  
STEL – Short Term Exposure Limit  
TWA – Time-Weighted Average  
vPvB – very Persistent and very Bioaccumulative  
h - hour  
mg/m<sup>3</sup> - milligram/cubic meter  
mm - millimeter  
mmHg - millimeter mercury  
w/w - weight/weight  
d - day

**Key literature references and sources for data**

[www.ChemADVISOR.com/](http://www.ChemADVISOR.com/)

**Disclaimer Statement**

This information is furnished without warranty, expressed or implied, as to accuracy or completeness. The information is obtained from various sources including the manufacturer and other third party sources. The information may not be valid under all conditions nor if this material is used in combination with other materials or in any process. Final determination of suitability of any material is the sole responsibility of the user.

**End of Safety Data Sheet**

**SAFETY DATA SHEET****DCA-11001**

Revision Date: 23-Jan-2017

Revision Number: 19

**1. Product Identifier & Identity for the Chemical**

**Statement of Hazardous Nature** Hazardous according to the criteria of the 3rd Revised Edition of the Globally Harmonised System of Classification and Labelling of Chemicals (GHS), Non-Dangerous Goods according to the criteria of ADG.

**1.1. Product Identifier**

**Product Name** DCA-11001

**Other means of Identification**

**Synonyms** None  
**Hazardous Material Number:** HM007644

**Recommended use of the chemical and restrictions on use**

**Recommended Use** Additive  
**Uses advised against** No information available

**Supplier's name, address and phone number**

**Manufacturer/Supplier** Multi-Chem Mintech  
1 Ward Road  
East Rockingham  
WA 6168  
Australia  
  
Telephone Number: 61 (08) 9419 5300  
Fax Number: 61 (08) 9439 1055  
Emergency Telephone Number: + 61 1 800 686 951  
fdunexchem@halliburton.com

**E-mail Address****Emergency phone number**

+ 61 1 800 686 951  
Global Incident Response Access Code: 334305  
Contract Number: 14012

**Australian Poisons Information Centre**

24 Hour Service: - 13 11 26  
Police or Fire Brigade: - 000 (exchange): - 1100

**2. Hazard Identification**

**Statement of Hazardous Nature** Hazardous according to the criteria of the 3rd Revised Edition of the Globally Harmonised System of Classification and Labelling of Chemicals (GHS), Non-Dangerous Goods according to the criteria of ADG.

**Classification of the hazardous chemical**

Skin Corrosion/Irritation	Category 2 - H315
Serious Eye Damage/Irritation	Category 1 - H318
Specific Target Organ Toxicity - (Repeated Exposure)	Category 2 - H373
Acute Aquatic Toxicity	Category 3 - H402

**Label elements, including precautionary statements**

**Hazard Pictograms****Signal Word**

DANGER

**Hazard Statements:**

H315 - Causes skin irritation  
 H318 - Causes serious eye damage  
 H373 - May cause damage to organs through prolonged or repeated exposure  
 H402 - Harmful to aquatic life

**Precautionary Statements****Prevention**

P260 - Do not breathe dust/fume/gas/mist/vapors/spray  
 P264 - Wash face, hands and any exposed skin thoroughly after handling  
 P273 - Avoid release to the environment

**Response**

P280 - Wear protective gloves/eye protection/face protection  
 P302 + P352 - IF ON SKIN: Wash with plenty of soap and water  
 P332 + P313 - If skin irritation occurs: Get medical advice/attention  
 P362 + P364 - Take off contaminated clothing and wash before reuse  
 P305 + P351 + P338 - IF IN EYES: Rinse cautiously with water for several minutes. Remove contact lenses, if present and easy to do. Continue rinsing  
 P310 - Immediately call a POISON CENTER or doctor/physician  
 P314 - Get medical attention/advice if you feel unwell

**Storage**

None

**Disposal**

P501 - Dispose of contents/container in accordance with  
 local/regional/national/international regulations

**Contains****Substances**

Diethanolamine

**CAS Number**

111-42-2

**Other hazards which do not result in classification**

This mixture contains no substance considered to be persistent, bioaccumulating nor toxic (PBT).  
 This mixture contains no substance considered to be very persistent nor very bioaccumulating (vPvB).

*For the full text of the H-phrases mentioned in this Section, see Section 16*

<b>3. Composition/information on Ingredients</b>
--

Substances	CAS Number	PERCENT (w/w)	GHS Classification - Australia
Diethanolamine	111-42-2	10 - 30%	Acute Tox. 4 (H302) Skin Irrit. 2 (H315) Eye Corr. 1 (H318) STOT RE 2 (H373) Aquatic Acute 2 (H401) Aquatic Chronic 3 (H412)

<b>4. First aid measures</b>
------------------------------

**Description of necessary first aid measures**

<b>Inhalation</b>	If inhaled, move victim to fresh air and seek medical attention.
<b>Eyes</b>	In case of contact, immediately flush eyes with plenty of water for at least 30 minutes. Remove contact lenses after the first 5 minutes and continue washing. Seek immediate medical attention/advice. Suitable emergency eye wash facility should be immediately available
<b>Skin</b>	Remove contaminated clothing and launder before reuse. In case of contact, immediately flush skin with plenty of soap and water for at least 30 minutes and remove contaminated clothing, shoes and leather goods immediately. Get medical attention immediately.
<b>Ingestion</b>	Do NOT induce vomiting. Give nothing by mouth. Obtain immediate medical attention.

**Symptoms caused by exposure**

Causes severe eye irritation which may damage tissue. Causes skin irritation. Prolonged or repeated exposure may cause damage to organs.

**Medical Attention and Special Treatment**

**Notes to Physician** Treat symptomatically

## 5. Fire Fighting Measures

**Suitable extinguishing equipment****Suitable Extinguishing Media**

Carbon dioxide, dry chemical, foam.

**Extinguishing media which must not be used for safety reasons**

None known.

**Specific hazards arising from the chemical****Special exposure hazards in a fire**

Decomposition in fire may produce harmful gases.

**Special protective equipment and precautions for fire fighters****Special protective equipment for firefighters**

Full protective clothing and approved self-contained breathing apparatus required for fire fighting personnel.

## 6. Accidental release measures

**6.1. Personal precautions, protective equipment and emergency procedures**

Use appropriate protective equipment. Avoid contact with skin, eyes and clothing. Avoid breathing vapors. Ensure adequate ventilation. Evacuate all persons from the area.

**6.2. Environmental precautions**

Prevent from entering sewers, waterways, or low areas. Consult local authorities.

**6.3. Methods and material for containment and cleaning up**

Isolate spill and stop leak where safe. Contain spill with sand or other inert materials. Scoop up and remove.

## 7. Handling and storage

**7.1. Precautions for safe handling****Handling Precautions**

Avoid contact with eyes, skin, or clothing. Avoid breathing vapors. Wash hands after use. Launder contaminated clothing before reuse. Ensure adequate ventilation. Use appropriate protective equipment.

**Hygiene Measures**

Handle in accordance with good industrial hygiene and safety practice.

**7.2. Conditions for safe storage, including any incompatibilities****Storage Information**

Store away from oxidizers. Store in a cool well ventilated area. Keep container closed when not in use. Product has a shelf life of

12 months.

**Other Guidelines**

No information available

## 8. Exposure Controls/Personal Protection

**Control parameters - exposure standards, biological monitoring****Exposure Limits**

Substances	CAS Number	Australia NOHSC	ACGIH TLV-TWA
Diethanolamine	111-42-2	TWA: 3 ppm TWA: 13 mg/m <sup>3</sup>	TWA: 1 mg/m <sup>3</sup>

**Appropriate engineering controls****Engineering Controls**

Use in a well ventilated area. Local exhaust ventilation should be used in areas without good cross ventilation.

**Personal protective equipment (PPE)****Personal Protective Equipment**

If engineering controls and work practices cannot prevent excessive exposures, the selection and proper use of personal protective equipment should be determined by an industrial hygienist or other qualified professional based on the specific application of this product.

**Respiratory Protection**

Wear a NIOSH certified, European Standard EN 149 (FFP2/FFP3), AS/NZS 1715, or equivalent respirator when using this product.

**Hand Protection**

Chemical-resistant protective gloves (EN 374) Suitable materials for longer, direct contact (recommended: protection index 6, corresponding to > 480 minutes permeation time as per EN 374): Butyl rubber gloves. (>= 0.7 mm thickness)  
This information is based on literature references and on information provided by glove manufacturers, or is derived by analogy with similar substances. Please note that in practice the working life of chemical-resistant protective gloves may be considerably shorter than the permeation time determined in accordance with EN 374 as a result of the many influencing factors (e.g. temperature). If signs of wear and tear are noticed then the gloves should be replaced. Manufacturer's directions for use should be observed because of great diversity of types.

**Skin Protection**

Rubber apron.

**Eye Protection**

Chemical goggles; also wear a face shield if splashing hazard exists.

**Other Precautions**

Eyewash fountains and safety showers must be easily accessible.

**Environmental Exposure Controls**

Do not allow material to contaminate ground water system

## 9. Physical and Chemical Properties

**9.1. Information on basic physical and chemical properties****Physical State:** Liquid**Color:** Water white**Odor:** Characteristic**Odor Threshold:** No information available**Property****Values****Remarks/ - Method****pH:**

10.5

**Freezing Point / Range**

16 °C

**Melting Point / Range**

No data available

**Boiling Point / Range**

250 °C / 482 °F

**Flash Point**

194 °C / 382 °F PMCC

**Upper flammability limit**

8.5

**Lower flammability limit**

1.3

**Evaporation rate**

No data available

**Vapor Pressure**

0.01 mmHg

**Vapor Density**

No data available

**Specific Gravity**

1.11

**Water Solubility**

Soluble in water

**Solubility in other solvents**

No data available

**Partition coefficient: n-octanol/water**

No data available

Autoignition Temperature	315 °C / 600 °F
Decomposition Temperature	No data available
Viscosity	No data available
Explosive Properties	No information available
Oxidizing Properties	No information available

**9.2. Other information**

VOC Content (%)	No data available
-----------------	-------------------

## 10. Stability and Reactivity

**10.1. Reactivity**

Not expected to be reactive.

**10.2. Chemical stability**

Stable

**10.3. Possibility of hazardous reactions**

Will Not Occur

**10.4. Conditions to avoid**

None anticipated

**10.5. Incompatible materials**

Strong oxidizers. Violent, explosive reaction with sulfur trioxide, decaborane, silver perchlorate, triethenyl aluminum, and hydrogen in presence of nickel catalyst at temperatures above 200 C.

**10.6. Hazardous decomposition products**

Oxides of nitrogen. Carbon monoxide and carbon dioxide.

## 11. Toxicological Information

**Information on routes of exposure**

**Principle Route of Exposure** Eye or skin contact, inhalation.

**Symptoms related to exposure****Most Important Symptoms/Effects**

Causes severe eye irritation which may damage tissue. Causes skin irritation. Prolonged or repeated exposure may cause damage to organs.

**Numerical measures of toxicity****Toxicology data for the components**

Substances	CAS Number	LD50 Oral	LD50 Dermal	LC50 Inhalation
Diethanolamine	111-42-2	620 µL/kg (Rat) 1600 mg/kg (Rat)	7640 µL/kg (Rabbit) 13,000 mg/kg (Rabbit)	3.35 mg/L (Rat)

**Immediate, delayed and chronic health effects from exposure**

<b>Inhalation</b>	May cause respiratory irritation.
<b>Eye Contact</b>	Causes severe eye irritation which may damage tissue.
<b>Skin Contact</b>	Causes skin irritation.
<b>Ingestion</b>	Irritation of the mouth, throat, and stomach.

**Chronic Effects/Carcinogenicity** Repeated overexposure may cause liver and kidney effects. Amines may form nitrosamines, a suspect carcinogen, if product is mixed with nitrates, nitrites, nitrogen oxides or other nitrosamines.

**Exposure Levels**

No data available

**Interactive effects**

Skin disorders.

**Data limitations**

No data available



<b>Substances</b>	<b>CAS Number</b>	<b>Skin corrosion/irritation</b>
Diethanolamine	111-42-2	Causes moderate skin irritation. (Rabbit)
<b>Substances</b>	<b>CAS Number</b>	<b>Serious eye damage/irritation</b>
Diethanolamine	111-42-2	Causes severe eye irritation (Rabbit)
<b>Substances</b>	<b>CAS Number</b>	<b>Skin Sensitization</b>
Diethanolamine	111-42-2	Did not cause sensitization on laboratory animals (guinea pig)
<b>Substances</b>	<b>CAS Number</b>	<b>Respiratory Sensitization</b>
Diethanolamine	111-42-2	No information available
<b>Substances</b>	<b>CAS Number</b>	<b>Mutagenic Effects</b>
Diethanolamine	111-42-2	In vivo tests did not show mutagenic effects.
<b>Substances</b>	<b>CAS Number</b>	<b>Carcinogenic Effects</b>
Diethanolamine	111-42-2	No data of sufficient quality are available.
<b>Substances</b>	<b>CAS Number</b>	<b>Reproductive toxicity</b>
Diethanolamine	111-42-2	Animal testing did not show any effects on fertility. (similar substances) Did not show teratogenic effects in animal experiments.
<b>Substances</b>	<b>CAS Number</b>	<b>STOT - single exposure</b>
Diethanolamine	111-42-2	No information available
<b>Substances</b>	<b>CAS Number</b>	<b>STOT - repeated exposure</b>
Diethanolamine	111-42-2	Causes damage to organs through prolonged or repeated exposure if swallowed: (Liver) (Blood) (Kidney)
<b>Substances</b>	<b>CAS Number</b>	<b>Aspiration hazard</b>
Diethanolamine	111-42-2	Not applicable

## 12. Ecological Information

### Ecotoxicity

#### Substance Ecotoxicity Data

Substances	CAS Number	Toxicity to Algae	Toxicity to Fish	Toxicity to Microorganisms	Toxicity to Invertebrates
Diethanolamine	111-42-2	EC50 7.8 mg/L (Desmodesmus subspicatus) EC50 (96h) 2.2 mg/L (growth rate) (Selenastrum capricornutum)	LC50 4460-4980 mg/L (Pimephales promelas) LC50 (96h) 1460 mg/L (Pimephales promelas)	EC20 >1000 mg/L (respiration rate) (activated sludge) EC90 (30min) > 1000 mg/L (Activated sludge)	EC50 (48h) 30.1 mg/L (Ceriodaphnia dubia) EC50 (48h) 55 mg/L (Daphnia magna) NOEC (21d) 0.78 mg/L (Daphnia magna) (Reproduction)

#### 12.2. Persistence and degradability

Substances	CAS Number	Persistence and Degradability
Diethanolamine	111-42-2	Readily biodegradable (88 - 97% @ 28d)

#### 12.3. Bioaccumulative potential

Substances	CAS Number	Log Pow
Diethanolamine	111-42-2	-1.71

#### 12.4. Mobility in soil

Substances	CAS Number	Mobility
Diethanolamine	111-42-2	No information available

**12.6. Other adverse effects****Endocrine Disruptor Information**

This product does not contain any known or suspected endocrine disruptors

**13. Disposal Considerations****Safe handling and disposal methods**

Disposal should be made in accordance with federal, state, and local regulations.

**Disposal of any contaminated packaging**

Follow all applicable national or local regulations.

**Environmental regulations**

Not applicable

**14. Transport Information****Transportation Information****Australia ADG**

UN Number	Not restricted
UN proper shipping name:	Not restricted
Transport Hazard Class(es):	Not applicable
Packing Group:	Not applicable
Environmental Hazards:	Not applicable

**IMDG/IMO**

UN Number	Not restricted
UN proper shipping name:	Not restricted
Transport Hazard Class(es):	Not applicable
Packing Group:	Not applicable
Environmental Hazards:	Not applicable

**IATA/ICAO**

UN Number	Not restricted
UN proper shipping name:	Not restricted
Transport Hazard Class(es):	Not applicable
Packing Group:	Not applicable
Environmental Hazards:	Not applicable

**Special precautions during transport**

None

**HazChem Code**

None Allocated

**15. Regulatory Information****Safety, health and environmental regulations specific for the product****International Inventories****Australian AICS Inventory**

All components are listed on the AICS or are subject to a relevant exemption, permit, or assessment certificate.

**New Zealand Inventory of Chemicals**

All components are listed on the NZIoC or are subject to a relevant exemption, permit, or assessment certificate.

**EINECS (European Inventory of Existing Chemical Substances)**

This product, and all its components, complies with EINECS

**US TSCA Inventory**

All components listed on inventory or are exempt.

**Canadian Domestic Substances List (DSL)**

All components listed on inventory or are exempt.

**Poisons Schedule number**

None Allocated

**International Agreements****Montreal Protocol - Ozone Depleting Substances:**

Does not apply

**Stockholm Convention - Persistent Organic Pollutants:**

Does not apply

**Rotterdam Convention - Prior Informed Consent:**

Does not apply

**Basel Convention - Hazardous Waste:**

Does not apply

**16. Other information****Date of preparation or review****Revision Date:**

23-Jan-2017

**Revision Note****Full text of H-Statements referred to under sections 2 and 3**

H302 - Harmful if swallowed

H315 - Causes skin irritation

H318 - Causes serious eye damage

H373 - May cause damage to organs through prolonged or repeated exposure if swallowed

H401 - Toxic to aquatic life

H402 - Harmful to aquatic life

H412 - Harmful to aquatic life with long lasting effects

**Additional information**

For additional information on the use of this product, contact your local Halliburton representative.

For questions about the Safety Data Sheet for this or other Halliburton products, contact Chemical Stewardship at 1-580-251-4335.

**Key abbreviations or acronyms used**

bw – body weight

CAS – Chemical Abstracts Service

EC50 – Effective Concentration 50%

LC50 – Lethal Concentration 50%

LD50 – Lethal Dose 50%

LL50 – Lethal Loading 50%

mg/kg – milligram/kilogram

mg/L – milligram/liter

NOEC – No Observed Effect Concentration

OEL – Occupational Exposure Limit

PBT – Persistent Bioaccumulative and Toxic

ppm – parts per million

STEL – Short Term Exposure Limit

TWA – Time-Weighted Average

vPvB – very Persistent and very Bioaccumulative

h - hour

mg/m<sup>3</sup> - milligram/cubic meter

mm - millimeter

mmHg - millimeter mercury

w/w - weight/weight

d - day

**Key literature references and sources for data**[www.ChemADVISOR.com/](http://www.ChemADVISOR.com/)**Disclaimer Statement**

This information is furnished without warranty, expressed or implied, as to accuracy or completeness. The information is obtained from various sources including the manufacturer and other third party sources. The information may not be valid under all

conditions nor if this material is used in combination with other materials or in any process. Final determination of suitability of any material is the sole responsibility of the user.

**End of Safety Data Sheet**

**SAFETY DATA SHEET****DCA-13001**

Revision Date: 20-Jan-2016

Revision Number: 10

**1. Product Identifier & Identity for the Chemical**

**Statement of Hazardous Nature** Hazardous according to the criteria of the 3rd Revised Edition of the Globally Harmonised System of Classification and Labelling of Chemicals (GHS), Non-Dangerous Goods according to the criteria of ADG.

**1.1. Product Identifier**

**Product Name** DCA-13001

**Other means of Identification**

**Synonyms:** None  
**Product Code:** HM007646

**Recommended use of the chemical and restrictions on use**

**Recommended Use** Concentrate  
**Uses Advised Against** No information available

**Supplier's name, address and phone number**

**Manufacturer/Supplier** Halliburton Australia Pty. Ltd.  
15 Marriott Road  
Jandakot  
WA 6164  
Australia  
  
ACN Number: 009 000 775  
Telephone Number: + 61 1 800 686 951  
Fax Number: 61 (08) 9455 5300  
**E-Mail address:** fdunexchem@halliburton.com

**Emergency phone number**

+ 61 1 800 686 951

**Australian Poisons Information Centre**

24 Hour Service: - 13 11 26  
Police or Fire Brigade: - 000 (exchange): - 1100

**2. Hazard Identification**

**Statement of Hazardous Nature** Hazardous according to the criteria of the 3rd Revised Edition of the Globally Harmonised System of Classification and Labelling of Chemicals (GHS), Non-Dangerous Goods according to the criteria of ADG.

**Classification of the hazardous chemical**

Acute Oral Toxicity	Category 4 - H302
Acute Inhalation Toxicity - Dusts and Mists	Category 4 - H332
Serious Eye Damage / Eye Irritation	Category 1 - H318
Reproductive Toxicity	Category 2 - H361
Specific Target Organ Toxicity - (Single Exposure)	Category 3 - H335
Acute Aquatic Toxicity	Category 3 - H402

**Label elements, including precautionary statements**

**Hazard Pictograms****Signal Word**

Danger

**Hazard Statements**

H302 - Harmful if swallowed  
H318 - Causes serious eye damage  
H332 - Harmful if inhaled  
H335 - May cause respiratory irritation  
H361 - Suspected of damaging fertility or the unborn child  
H402 - Harmful to aquatic life

**Precautionary Statements****Prevention**

P201 - Obtain special instructions before use  
P202 - Do not handle until all safety precautions have been read and understood  
P261 - Avoid breathing dust/fume/gas/mist/vapors/spray  
P264 - Wash face, hands and any exposed skin thoroughly after handling  
P270 - Do not eat, drink or smoke when using this product  
P271 - Use only outdoors or in a well-ventilated area  
P280 - Wear eye protection/face protection  
P281 - Use personal protective equipment as required

**Response**

P301+ P312 - IF SWALLOWED: Call a POISON CENTER or doctor/physician if you feel unwell  
P304 + P340 - IF INHALED: Remove to fresh air and keep at rest in a position comfortable for breathing  
P312 - Call a POISON CENTER or doctor/physician if you feel unwell  
P305 + P351 + P338 - IF IN EYES: Rinse cautiously with water for several minutes. Remove contact lenses, if present and easy to do. Continue rinsing  
P310 - Immediately call a POISON CENTER or doctor/physician  
P308 + P313 - IF exposed or concerned: Get medical advice/attention

**Storage**

P403 + P233 - Store in a well-ventilated place. Keep container tightly closed  
P405 - Store locked up

**Disposal**

P501 - Dispose of contents/container in accordance with local/regional/national/international regulations

**Contains Substances**

Sodium perborate tetrahydrate

**CAS Number**

10486-00-7

**Other hazards which do not result in classification**

This substance is not considered to be persistent, bioaccumulating nor toxic (PBT).  
This substance is not considered to be very persistent nor very bioaccumulating (vPvB).

**Australia Classification**

For the full text of the H-phrases mentioned in this Section, see Section 16

**Classification**

Xn - Harmful.

**Risk Phrases**

R20 Harmful by inhalation.  
R22 Harmful if swallowed.  
R37 Irritating to respiratory system.

R41 Risk of serious damage to eyes.  
R60 May impair fertility.

### 3. Composition/information on Ingredients

Substances	CAS Number	PERCENT (w/w)	GHS Classification - Australia
Sodium perborate tetrahydrate	10486-00-7	60 - 100%	Acute Tox. 4 (H302) Acute Tox. 4 (H332) Eye Corr. 1 (H318) Repr. 2 (H361) STOT SE 3 (H335) Aquatic Acute 3 (H402)

### 4. First aid measures

#### Description of necessary first aid measures

**Inhalation** If inhaled, move victim to fresh air and seek medical attention.  
**Eyes** Immediately flush eyes with large amounts of water for at least 30 minutes. Seek prompt medical attention.  
**Skin** Wash with soap and water. Get medical attention if irritation persists. Remove contaminated clothing and launder before reuse.  
**Ingestion** Do NOT induce vomiting. Give nothing by mouth. Obtain immediate medical attention.

#### Symptoms caused by exposure

Causes severe eye irritation which may damage tissue. Harmful if swallowed. Harmful if inhaled. Potential reproductive hazard. May cause birth defects. May cause respiratory irritation.

#### Medical Attention and Special Treatment

**Notes to Physician** Treat symptomatically

### 5. Fire Fighting Measures

#### Suitable extinguishing equipment

##### **Suitable Extinguishing Media**

Water fog, carbon dioxide, foam, dry chemical.

##### **Extinguishing media which must not be used for safety reasons**

None known.

#### Specific hazards arising from the chemical

##### **Special Exposure Hazards**

Decomposition in fire may produce harmful gases. Releases oxygen at high temperatures.

#### Special protective equipment and precautions for fire fighters

##### **Special Protective Equipment for Fire-Fighters**

Full protective clothing and approved self-contained breathing apparatus required for fire fighting personnel.

### 6. Accidental release measures

#### 6.1. Personal precautions, protective equipment and emergency procedures

Use appropriate protective equipment. Avoid creating and breathing dust. Ensure adequate ventilation. Avoid contact with skin, eyes and clothing.

#### 6.2. Environmental precautions

Prevent from entering sewers, waterways, or low areas.

**6.3. Methods and material for containment and cleaning up**

Scoop up and remove.

## 7. Handling and storage

**7.1. Precautions for Safe Handling****Handling Precautions**

Use appropriate protective equipment. Avoid contact with eyes, skin, or clothing. Avoid creating or inhaling dust. Ensure adequate ventilation. Wash hands after use. Launder contaminated clothing before reuse.

**Hygiene Measures**

Handle in accordance with good industrial hygiene and safety practice.

**7.2. Conditions for safe storage, including any incompatibilities****Storage Information**

Store away from combustibles. Store in a cool, dry location. Store locked up.

**Other Guidelines**

No information available

## 8. Exposure Controls/Personal Protection

**Control parameters - exposure standards, biological monitoring****Exposure Limits**

Substances	CAS Number	Australia NOHSC	ACGIH TLV-TWA
Sodium perborate tetrahydrate	10486-00-7	Not applicable	2 mg/m <sup>3</sup>

**Appropriate engineering controls****Engineering Controls**

Use in a well ventilated area.

**Personal protective equipment (PPE)****Personal Protective Equipment**

If engineering controls and work practices cannot prevent excessive exposures, the selection and proper use of personal protective equipment should be determined by an industrial hygienist or other qualified professional based on the specific application of this product.

**Respiratory Protection**

Dust/mist respirator. (N95, P2/P3)

**Hand Protection**

Impervious rubber gloves.

**Skin Protection**

Rubber apron.

**Eye Protection**

Dust proof goggles.

**Other Precautions**

Eyewash fountains and safety showers must be easily accessible.

**Environmental Exposure Controls**

Do not allow material to contaminate ground water system

## 9. Physical and Chemical Properties

**9.1. Information on basic physical and chemical properties**

**Physical State:** Powder

**Color:** White

**Odor:** Odorless

**Odor Threshold:** No information available

PropertyValuesRemarks/ - Method**pH:**

10.2 (1%)

**Freezing Point/Range**

No data available

**Melting Point/Range**

No data available

**Boiling Point/Range**

130 °C / 266 °F

**Flash Point**

No data available

**Evaporation rate**

No data available

**Vapor Pressure**

6.2 mmHg

**Vapor Density**

No data available

**Specific Gravity**

0.82

**Water Solubility**

Partly soluble

**Solubility in other solvents**

No data available



Partition coefficient: n-octanol/water	No data available
Autoignition Temperature	No data available
Decomposition Temperature	No data available
Viscosity	No data available
Explosive Properties	No information available
Oxidizing Properties	No information available

**9.2. Other information**

Molecular Weight	153.86 g/mol
VOC Content (%)	No data available

## 10. Stability and Reactivity

**10.1. Reactivity**

Heating may cause a fire

**10.2. Chemical Stability**

Stable

**10.3. Possibility of Hazardous Reactions**

Will Not Occur

**10.4. Conditions to Avoid**

Avoid contact with organic materials.

**10.5. Incompatible Materials**

Organic matter. All flammables, especially petroleum products, asphalt & other volatile flammables. Metal salts such as aluminum chloride. Contact with water.

**10.6. Hazardous Decomposition Products**

Oxygen.

## 11. Toxicological Information

**Information on routes of exposure**

**Principle Route of Exposure** Eye or skin contact, inhalation.

**Symptoms related to exposure****Most Important Symptoms/Effects**

Causes severe eye irritation which may damage tissue. Harmful if swallowed. Harmful if inhaled. Potential reproductive hazard. May cause birth defects. May cause respiratory irritation.

**Numerical measures of toxicity****Toxicology data for the components**

Substances	CAS Number	LD50 Oral	LD50 Dermal	LC50 Inhalation
Sodium perborate tetrahydrate	10486-00-7	1800 mg/kg (Rat)	> 2000 mg/kg (Rabbit) (similar substance)	1.164 mg/L (Rat) 4h

**Immediate, delayed and chronic health effects from exposure**

<b>Inhalation</b>	Harmful if inhaled. May cause respiratory irritation. May be absorbed through inhalation contributing to symptoms listed under ingestion.
<b>Eye Contact</b>	Causes severe eye irritation which may damage tissue.
<b>Skin Contact</b>	May cause skin irritation.
<b>Ingestion</b>	Harmful if swallowed. Irritation of the mouth, throat, and stomach. May cause abdominal pain, vomiting, nausea, and diarrhea.

**Chronic Effects/Carcinogenicity** Prolonged or repeated exposure may cause gastrointestinal effects and muscular dysfunction. Prolonged or repeated exposure may cause blood forming system, nervous, urinary tract and reproductive system damage.

**Exposure Levels**

No data available

**Interactive effects**

Skin disorders. None known.

**Data limitations**

No data available

Substances	CAS Number	Skin corrosion/irritation
Sodium perborate tetrahydrate	10486-00-7	Not irritating to skin in rabbits.
Substances	CAS Number	Eye damage/irritation
Sodium perborate tetrahydrate	10486-00-7	Causes severe eye irritation. (Rabbit)
Substances	CAS Number	Skin Sensitization
Sodium perborate tetrahydrate	10486-00-7	Did not cause sensitization on laboratory animals (guinea pig) (similar substances)
Substances	CAS Number	Respiratory Sensitization
Sodium perborate tetrahydrate	10486-00-7	No information available
Substances	CAS Number	Mutagenic Effects
Sodium perborate tetrahydrate	10486-00-7	While some in vitro tests were positive and/or equivocal, in vivo results were negative. (similar substances)
Substances	CAS Number	Carcinogenic Effects
Sodium perborate tetrahydrate	10486-00-7	Did not show carcinogenic effects in animal experiments (similar substances)
Substances	CAS Number	Reproductive toxicity
Sodium perborate tetrahydrate	10486-00-7	Experiments have shown reproductive toxicity effects on laboratory animals
Substances	CAS Number	STOT - single exposure
Sodium perborate tetrahydrate	10486-00-7	May cause respiratory irritation.
Substances	CAS Number	STOT - repeated exposure
Sodium perborate tetrahydrate	10486-00-7	No significant toxicity observed in animal studies at concentration requiring classification.
Substances	CAS Number	Aspiration hazard
Sodium perborate tetrahydrate	10486-00-7	Not applicable

## 12. Ecological Information

**Ecotoxicity****Product Ecotoxicity Data**

No data available

**Substance Ecotoxicity Data**

Substances	CAS Number	Toxicity to Algae	Toxicity to Fish	Toxicity to Microorganisms	Toxicity to Invertebrates
Sodium perborate tetrahydrate	10486-00-7	EC50 (96h) 19 mg/L (S. subspicatus)	LC50 (96h) 51 mg/L (Danio rerio) LOAEL (72h) 400 mg/L (Brachydanio rerio)	NOEC (3wks) 1.4 mg/L (Multi-species)	EC50 (48h) 30 mg/L (Daphnia magna)

**12.2. Persistence and degradability**

Substances	CAS Number	Persistence and Degradability
------------	------------	-------------------------------

Sodium perborate tetrahydrate	10486-00-7	Readily biodegradable (86% @ 48h) (similar substances)
-------------------------------	------------	--

**12.3. Bioaccumulative potential**

Substances	CAS Number	Log Pow
Sodium perborate tetrahydrate	10486-00-7	0.175 (similar substances) BCF 0.1 - 1.25 (similar substances)

**12.4. Mobility in soil**

Substances	CAS Number	Mobility
Sodium perborate tetrahydrate	10486-00-7	No information available

**12.6. Other adverse effects****Endocrine Disruptor Information**

This product does not contain any known or suspected endocrine disruptors

## 13. Disposal Considerations

**Safe handling and disposal methods**

Disposal should be made in accordance with federal, state, and local regulations.

**Disposal of any contaminated packaging**

Follow all applicable national or local regulations.

**Environmental regulations**

Not applicable

## 14. Transport Information

**Transportation Information**

<b>UN Number:</b>	Not restricted
<b>UN Proper Shipping Name:</b>	Not restricted
<b>Transport Hazard Class(es):</b>	Not applicable
<b>Packing Group:</b>	Not applicable
<b>Environmental Hazards:</b>	Not applicable

**Special precautions during transport**

None

**HazChem Code**

None Allocated

## 15. Regulatory Information

**Safety, health and environmental regulations specific for the product****International Inventories****Australian AICS Inventory**

All components are listed on the AICS or are subject to a relevant exemption, permit, or assessment certificate.

**New Zealand Inventory of Chemicals**

All components are listed on the AICS or are subject to a relevant exemption, permit, or assessment certificate.

**EINECS Inventory**

This product, and all its components, complies with EINECS

**US TSCA Inventory**

All components listed on inventory or are exempt.

**Canadian DSL Inventory**

All components listed on inventory or are exempt.

**Poisons Schedule number**

None Allocated

**International Agreements**

Montreal Protocol - Ozone Depleting Substances:  
Stolkhom Convention - Persistent Organic Pollutants:  
Rotterdam Convention - Prior Informed Consent:  
Basel Convention - Hazardous Waste:

Does not apply  
Does not apply  
Does not apply  
Does not apply

**16. Other information****Date of preparation or review**

Revision Date: 20-Jan-2016

**Revision Note**

SDS sections updated: 2

**Full text of R-phrases referred to under Sections 2 and 3**

R20 Harmful by inhalation.  
R22 Harmful if swallowed.  
R37 Irritating to respiratory system.  
R41 Risk of serious damage to eyes.  
R60 May impair fertility.

**Full text of H-Statements referred to under sections 2 and 3**

H302 - Harmful if swallowed  
H318 - Causes serious eye damage  
H332 - Harmful if inhaled  
H335 - May cause respiratory irritation  
H361 - Suspected of damaging fertility or the unborn child  
H402 - Harmful to aquatic life

**Additional information**

For additional information on the use of this product, contact your local Halliburton representative.

For questions about the Safety Data Sheet for this or other Halliburton products, contact Chemical Stewardship at 1-580-251-4335.

**Key abbreviations or acronyms used**

bw – body weight  
CAS – Chemical Abstracts Service  
EC50 – Effective Concentration 50%  
LC50 – Lethal Concentration 50%  
LD50 – Lethal Dose 50%  
LL50 – Lethal Loading 50%  
mg/kg – milligram/kilogram  
mg/L – milligram/liter  
NOEC – No Observed Effect Concentration  
OEL – Occupational Exposure Limit  
PBT – Persistent Bioaccumulative and Toxic  
ppm – parts per million  
STEL – Short Term Exposure Limit  
TWA – Time-Weighted Average  
vPvB – very Persistent and very Bioaccumulative  
h - hour  
mg/m<sup>3</sup> - milligram/cubic meter  
mm - millimeter  
mmHg - millimeter mercury  
w/w - weight/weight  
d - day

**Key literature references and sources for data**

[www.ChemADVISOR.com/](http://www.ChemADVISOR.com/)

NZ CCID

**Disclaimer Statement**

This information is furnished without warranty, expressed or implied, as to accuracy or completeness. The information is obtained from various sources including the manufacturer and other third party sources. The information may not be valid under all conditions nor if this material is used in combination with other materials or in any process. Final determination of suitability of any material is the sole responsibility of the user.

**End of Safety Data Sheet**

## SAFETY DATA SHEET

DCA-13002

Revision Date: 21-Sep-2017

Revision Number: 22

## 1. Product Identifier &amp; Identity for the Chemical

**Statement of Hazardous Nature** Hazardous according to the criteria of the 3rd Revised Edition of the Globally Harmonised System of Classification and Labelling of Chemicals (GHS), Dangerous Goods according to the criteria of ADG.

**1.1. Product Identifier**

**Product Name** DCA-13002

**Other means of Identification**

**Synonyms** None  
**Hazardous Material Number:** HM007647

**Recommended use of the chemical and restrictions on use**

**Recommended Use** Breaker  
**Uses advised against** No information available

**Supplier's name, address and phone number**

**Manufacturer/Supplier** Halliburton Australia Pty. Ltd.  
 15 Marriott Road, Jandakot, WA 6164  
 Australia  
 ACN Number: 009 000 775  
 Telephone Number: + 61 1 800 686 951  
 Fax Number: 61 (08) 9455 5300  
**E-mail Address** fdunexchem@halliburton.com

**Emergency phone number**

+ 61 1 800 686 951  
 Global Incident Response Access Code: 334305  
 Contract Number: 14012

**Australian Poisons Information Centre**

24 Hour Service: - 13 11 26  
 Police or Fire Brigade: - 000 (exchange): - 1100

## 2. Hazard Identification

**Statement of Hazardous Nature** Hazardous according to the criteria of the 3rd Revised Edition of the Globally Harmonised System of Classification and Labelling of Chemicals (GHS), Dangerous Goods according to the criteria of ADG.

**Classification of the hazardous chemical**

Acute Oral Toxicity	Category 4 - H302
Skin Corrosion/Irritation	Category 2 - H315
Serious Eye Damage/Irritation	Category 2 - H319
Respiratory Sensitization	Category 1 - H334
Skin Sensitization	Category 1 - H317
Specific Target Organ Toxicity - (Single Exposure)	Category 3 - H335
Oxidizing solids.	Category 3 - H272

**Label elements, including precautionary statements**

**Hazard Pictograms****Signal Word**

DANGER

**Hazard Statements:**

H272 - May intensify fire; oxidizer  
H302 - Harmful if swallowed  
H315 - Causes skin irritation  
H317 - May cause an allergic skin reaction  
H319 - Causes serious eye irritation  
H334 - May cause allergy or asthma symptoms or breathing difficulties if inhaled  
H335 - May cause respiratory irritation

**Precautionary Statements****Prevention**

P210 - Keep away from heat, hot surfaces, sparks, open flames and other ignition sources. No smoking.  
P221 - Take any precaution to avoid mixing with combustibles  
P261 - Avoid breathing dust/fume/gas/mist/vapors/spray  
P264 - Wash face, hands and any exposed skin thoroughly after handling  
P270 - Do not eat, drink or smoke when using this product  
P271 - Use only outdoors or in a well-ventilated area  
P272 - Contaminated work clothing should not be allowed out of the workplace  
P280 - Wear protective gloves/protective clothing/eye protection/face protection  
P285 - In case of inadequate ventilation wear respiratory protection

**Response**

P301 + P312 - IF SWALLOWED: Call a POISON CENTER or doctor/physician if you feel unwell  
P330 - Rinse mouth  
P302 + P352 - IF ON SKIN: Wash with plenty of water.  
P332 + P313 - If skin irritation occurs: Get medical advice/attention  
P333 + P313 - If skin irritation or rash occurs: Get medical advice/attention  
P362 + P364 - Take off contaminated clothing and wash before reuse  
P304 + P341 - IF INHALED: If breathing is difficult, remove to fresh air and keep at rest in a position comfortable for breathing  
P342 + P311 - If experiencing respiratory symptoms: Call a POISON CENTER or doctor/physician  
P305 + P351 + P338 - IF IN EYES: Rinse cautiously with water for several minutes. Remove contact lenses, if present and easy to do. Continue rinsing  
P337 + P313 - If eye irritation persists: Get medical advice/attention  
P370 + P378 - In case of fire: Use water spray for extinction  
P403 + P233 - Store in a well-ventilated place. Keep container tightly closed  
P405 - Store locked up  
P501 - Dispose of contents/container in accordance with local/regional/national/international regulations

**Storage****Disposal****Contains Substances**

Sodium persulfate

**CAS Number**

7775-27-1

**Other hazards which do not result in classification**

This substance is not considered to be persistent, bioaccumulating nor toxic (PBT).

This substance is not considered to be very persistent nor very bioaccumulating (vPvB).

For the full text of the H-phrases mentioned in this Section, see Section 16

**3. Composition/information on Ingredients**

Substances	CAS Number	PERCENT (w/w)	GHS Classification - Australia
Sodium persulfate	7775-27-1	60 - 100%	Acute Tox. 4 (H302) Skin Irrit. 2 (H315) Eye Irrit. 2 (H319) Resp. Sens. 1 (H334) Skin Sens. 1 (H317) STOT SE 3 (H335) Ox. Sol. 3 (H272)

**4. First aid measures****Description of necessary first aid measures**

<b>Inhalation</b>	If inhaled, remove from area to fresh air. Get medical attention if respiratory irritation develops or if breathing becomes difficult.
<b>Eyes</b>	In case of contact, immediately flush eyes with plenty of water for at least 15 minutes and get medical attention if irritation persists.
<b>Skin</b>	Wash off immediately with soap and plenty of water for at least 15 minutes while removing all contaminated clothing and shoes.
<b>Ingestion</b>	Do NOT induce vomiting. Give nothing by mouth. Obtain immediate medical attention.

**Symptoms caused by exposure**

Causes eye irritation. Causes skin irritation. May cause allergic skin reaction. May cause allergic respiratory reaction. May cause respiratory irritation. Harmful if swallowed.

**Medical Attention and Special Treatment**

**Notes to Physician** Treat symptomatically

**5. Fire Fighting Measures****Suitable extinguishing equipment****Suitable Extinguishing Media**

Water fog, carbon dioxide, foam, dry chemical.

**Extinguishing media which must not be used for safety reasons**

None known.

**Specific hazards arising from the chemical****Special exposure hazards in a fire**

Oxidizer. May ignite combustibles. Decomposition in fire may produce harmful gases.

**Special protective equipment and precautions for fire fighters****Special protective equipment for firefighters**

Full protective clothing and approved self-contained breathing apparatus required for fire fighting personnel.

**6. Accidental release measures****6.1. Personal precautions, protective equipment and emergency procedures**



Remove sources of ignition. Use appropriate protective equipment. Avoid creating and breathing dust. Avoid contact with skin, eyes and clothing. Ensure adequate ventilation. Evacuate all persons from the area.

## **6.2. Environmental precautions**

Prevent from entering sewers, waterways, or low areas. Consult local authorities.

## **6.3. Methods and material for containment and cleaning up**

Scoop up and remove.

# **7. Handling and storage**

## **7.1. Precautions for safe handling**

### **Handling Precautions**

Remove sources of ignition. Avoid contact with eyes, skin, or clothing. Avoid creating or inhaling dust. Avoid dust accumulations. Ensure adequate ventilation. Wash hands after use. Launder contaminated clothing before reuse. Use appropriate protective equipment.

### **Hygiene Measures**

Handle in accordance with good industrial hygiene and safety practice.

## **7.2. Conditions for safe storage, including any incompatibilities**

### **Storage Information**

Store away from combustibles. Store in a cool well ventilated area. Keep container closed when not in use. Product has a shelf life of 12 months.

### **Other Guidelines**

No information available

# **8. Exposure Controls/Personal Protection**

## **Control parameters - exposure standards, biological monitoring**

### **Exposure Limits**

Substances	CAS Number	Australia NOHSC	ACGIH TLV-TWA
Sodium persulfate	7775-27-1	0.01 mg/m <sup>3</sup>	TWA: 0.1 mg/m <sup>3</sup>

## **Appropriate engineering controls**

### **Engineering Controls**

Use in a well ventilated area. Localized ventilation should be used to control dust levels.

## **Personal protective equipment (PPE)**

### **Personal Protective Equipment**

If engineering controls and work practices cannot prevent excessive exposures, the selection and proper use of personal protective equipment should be determined by an industrial hygienist or other qualified professional based on the specific application of this product.

### **Respiratory Protection**

If engineering controls and work practices cannot keep exposure below occupational exposure limits or if exposure is unknown, wear a NIOSH certified, European Standard EN 149, AS/NZS 1715:2009, or equivalent respirator when using this product. Selection of and instruction on using all personal protective equipment, including respirators, should be performed by an Industrial Hygienist or other qualified professional.  
Dust/mist respirator. (N95, P2/P3)

### **Hand Protection**

Chemical-resistant protective gloves (EN 374) Suitable materials for longer, direct contact (recommended: protection index 6, corresponding to > 480 minutes permeation time as per EN 374): Butyl rubber gloves. (>= 0.7 mm thickness)

This information is based on literature references and on information provided by glove manufacturers, or is derived by analogy with similar substances. Please note that in practice the working life of chemical-resistant protective gloves may be considerably shorter than the permeation time determined in accordance with EN 374 as a result of the many influencing factors (e.g. temperature). If signs of wear and tear are noticed then the gloves should be replaced. Manufacturer's directions for use should be observed because of great diversity of types.

### **Skin Protection**

Rubber apron.

### **Eye Protection**

Dust proof goggles.

### **Other Precautions**

None known.

### **Environmental Exposure Controls**

Do not allow material to contaminate ground water system

## 9. Physical and Chemical Properties

### 9.1. Information on basic physical and chemical properties

**Physical State:** Solid  
**Odor:** Odorless

**Color:** White  
**Odor Threshold:** No information available

Property	Values
Remarks/ - Method	
<b>pH:</b>	6
<b>Freezing Point / Range</b>	No data available
<b>Melting Point / Range</b>	No data available
<b>Boiling Point / Range</b>	No data available
<b>Flash Point</b>	No data available
<b>Evaporation rate</b>	No data available
<b>Vapor Pressure</b>	No data available
<b>Vapor Density</b>	No data available
<b>Specific Gravity</b>	2.47
<b>Water Solubility</b>	Soluble in water
<b>Solubility in other solvents</b>	No data available
<b>Partition coefficient: n-octanol/water</b>	No data available
<b>Autoignition Temperature</b>	No data available
<b>Decomposition Temperature</b>	No data available
<b>Viscosity</b>	No data available
<b>Explosive Properties</b>	No information available
<b>Oxidizing Properties</b>	No information available

### 9.2. Other information

**Molecular Weight** 238.1 g/mol  
**VOC Content (%)** No data available

## 10. Stability and Reactivity

### 10.1. Reactivity

Not expected to be reactive.

### 10.2. Chemical stability

Stable

### 10.3. Possibility of hazardous reactions

Will Not Occur

### 10.4. Conditions to avoid

Avoid contact with readily oxidizable materials.

### 10.5. Incompatible materials

Avoid halogens. Contact with acids. Strong alkalis. Combustible materials.

### 10.6. Hazardous decomposition products

Oxides of sulfur. Oxygen. Sulfuric acid.

## 11. Toxicological Information

### Information on routes of exposure

**Principle Route of Exposure** Eye or skin contact, inhalation.

### Symptoms related to exposure

### Most Important Symptoms/Effects

Causes eye irritation. Causes skin irritation. May cause allergic skin reaction. May cause allergic respiratory reaction. May cause respiratory irritation. Harmful if swallowed.

### Toxicology data for the components

Substances	CAS Number	LD50 Oral	LD50 Dermal	LC50 Inhalation
------------	------------	-----------	-------------	-----------------

Sodium persulfate	7775-27-1	895 mg/kg (Rat) 1200 mg/kg 930 mg/kg 1000 mg/kg 920 mg/kg	> 10000 mg/kg (Rat)	19.0 mg/L (Rat) 4h > 5.1 mg/L (Rat) 4h
-------------------	-----------	---	---------------------	---

**Immediate, delayed and chronic health effects from exposure**

<b>Inhalation</b>	May cause respiratory irritation. May cause allergy or asthma symptoms or breathing difficulties if inhaled
<b>Eye Contact</b>	Causes eye irritation.
<b>Skin Contact</b>	Causes skin irritation. May cause an allergic skin reaction.
<b>Ingestion</b>	Harmful if swallowed. Irritation of the mouth, throat, and stomach.

**Chronic Effects/Carcinogenicity** No data available to indicate product or components present at greater than 0.1% are chronic health hazards.

**Exposure Levels**

No data available

**Interactive effects**

Lung disorders.

**Data limitations**

No data available

Substances	CAS Number	Skin corrosion/irritation
Sodium persulfate	7775-27-1	Causes skin irritation. (Rabbit)

Substances	CAS Number	Serious eye damage/irritation
Sodium persulfate	7775-27-1	Causes severe eye irritation (Rabbit)

Substances	CAS Number	Skin Sensitization
Sodium persulfate	7775-27-1	Skin sensitizer in guinea pig.

Substances	CAS Number	Respiratory Sensitization
Sodium persulfate	7775-27-1	May cause sensitization by inhalation

Substances	CAS Number	Mutagenic Effects
Sodium persulfate	7775-27-1	In vitro tests did not show mutagenic effects. In vivo tests did not show mutagenic effects.

Substances	CAS Number	Carcinogenic Effects
Sodium persulfate	7775-27-1	Did not show carcinogenic effects in animal experiments (similar substances)

Substances	CAS Number	Reproductive toxicity
Sodium persulfate	7775-27-1	Animal testing did not show any effects on fertility. Did not show teratogenic effects in animal experiments. (similar substances)

Substances	CAS Number	STOT - single exposure
Sodium persulfate	7775-27-1	May cause respiratory irritation.

Substances	CAS Number	STOT - repeated exposure
Sodium persulfate	7775-27-1	No significant toxicity observed in animal studies at concentration requiring classification.

Substances	CAS Number	Aspiration hazard
Sodium persulfate	7775-27-1	Not applicable

## 12. Ecological Information

**Ecotoxicity****Substance Ecotoxicity Data**

Substances	CAS Number	Toxicity to Algae	Toxicity to Fish	Toxicity to Microorganisms	Toxicity to Invertebrates
Sodium persulfate	7775-27-1	EC50 (72h) 116 mg/L (biomass) (Pseudokirchnerella subcapitata)	LC50 (96h) 163 mg/L (Oncorhynchus mykiss)	EC10 (18h) 36 mg/L (Pseudomonas putida)	EC50 (48h) 133 mg/L (Daphnia magna)

**12.2. Persistence and degradability**

Substances	CAS Number	Persistence and Degradability
Sodium persulfate	7775-27-1	The methods for determining biodegradability are not applicable to inorganic substances.

**12.3. Bioaccumulative potential**

Substances	CAS Number	Log Pow
Sodium persulfate	7775-27-1	No information available

**12.4. Mobility in soil**

Substances	CAS Number	Mobility
Sodium persulfate	7775-27-1	No information available

**12.6. Other adverse effects****Endocrine Disruptor Information**

This product does not contain any known or suspected endocrine disruptors

<b>13. Disposal Considerations</b>
------------------------------------

**Safe handling and disposal methods**

Disposal should be made in accordance with federal, state, and local regulations.

**Disposal of any contaminated packaging**

This bag may contain residue of a hazardous material. Some authorities may regulate such containers as hazardous waste. Dispose of container according to national or local regulations.

**Environmental regulations**

Not applicable

<b>14. Transport Information</b>
----------------------------------

**Transportation Information****Australia ADG**

UN Number	UN1505
UN proper shipping name:	Sodium Persulfate
Transport Hazard Class(es):	5.1
Packing Group:	III
Environmental Hazards:	Not applicable

**IMDG/IMO**

UN Number	UN1505
UN proper shipping name:	Sodium Persulfate
Transport Hazard Class(es):	5.1
Packing Group:	III
Environmental Hazards:	Not applicable
EMS:	EmS F-A, S-Q

**IATA/ICAO**

UN Number	UN1505
UN proper shipping name:	Sodium Persulfate
Transport Hazard Class(es):	5.1

**Packing Group:** III  
**Environmental Hazards:** Not applicable

**Special precautions during transport**  
None

**HazChem Code**  
1Z

## 15. Regulatory Information

### Safety, health and environmental regulations specific for the product

#### International Inventories

<b>Australian AICS Inventory</b>	All components are listed on the AICS or are subject to a relevant exemption, permit, or assessment certificate.
<b>New Zealand Inventory of Chemicals</b>	All components are listed on the NZIoC or are subject to a relevant exemption, permit, or assessment certificate.
<b>EINECS (European Inventory of Existing Chemical Substances)</b>	This product, and all its components, complies with EINECS
<b>US TSCA Inventory</b>	All components listed on inventory or are exempt.
<b>Canadian Domestic Substances List (DSL)</b>	All components listed on inventory or are exempt.

**Poisons Schedule number**  
None Allocated

#### International Agreements

<b>Montreal Protocol - Ozone Depleting Substances:</b>	Does not apply
<b>Stockholm Convention - Persistent Organic Pollutants:</b>	Does not apply
<b>Rotterdam Convention - Prior Informed Consent:</b>	Does not apply
<b>Basel Convention - Hazardous Waste:</b>	Does not apply

## 16. Other information

### Date of preparation or review

**Revision Date:** 21-Sep-2017

#### **Revision Note**

SDS sections updated:  
2

#### **Full text of H-Statements referred to under sections 2 and 3**

H272 - May intensify fire; oxidizer  
H302 - Harmful if swallowed  
H315 - Causes skin irritation  
H317 - May cause an allergic skin reaction  
H319 - Causes serious eye irritation  
H334 - May cause allergy or asthma symptoms or breathing difficulties if inhaled  
H335 - May cause respiratory irritation

#### **Additional information**

For additional information on the use of this product, contact your local Halliburton representative.

For questions about the Safety Data Sheet for this or other Halliburton products, contact Chemical Stewardship at 1-580-251-4335.

**Key abbreviations or acronyms used**  
bw – body weight

---

CAS – Chemical Abstracts Service  
EC50 – Effective Concentration 50%  
LC50 – Lethal Concentration 50%  
LD50 – Lethal Dose 50%  
LL50 – Lethal Loading 50%  
mg/kg – milligram/kilogram  
mg/L – milligram/liter  
NOEC – No Observed Effect Concentration  
OEL – Occupational Exposure Limit  
PBT – Persistent Bioaccumulative and Toxic  
ppm – parts per million  
STEL – Short Term Exposure Limit  
TWA – Time-Weighted Average  
vPvB – very Persistent and very Bioaccumulative  
h - hour  
mg/m<sup>3</sup> - milligram/cubic meter  
mm - millimeter  
mmHg - millimeter mercury  
w/w - weight/weight  
d - day

**Key literature references and sources for data**

[www.ChemADVISOR.com/](http://www.ChemADVISOR.com/)  
OSHA  
ECHA C&L

**Disclaimer Statement**

This information is furnished without warranty, expressed or implied, as to accuracy or completeness. The information is obtained from various sources including the manufacturer and other third party sources. The information may not be valid under all conditions nor if this material is used in combination with other materials or in any process. Final determination of suitability of any material is the sole responsibility of the user.

**End of Safety Data Sheet**

**SAFETY DATA SHEET****DCA-13003**

Revision Date: 05-Jul-2016

Revision Number: 13

**1. Product Identifier & Identity for the Chemical**

**Statement of Hazardous Nature** Hazardous according to the criteria of the 3rd Revised Edition of the Globally Harmonised System of Classification and Labelling of Chemicals (GHS), Dangerous Goods according to the criteria of ADG.

**1.1. Product Identifier**

**Product Name** DCA-13003

**Other means of Identification**

**Synonyms** None  
**Hazardous Material Number:** HM007648

**Recommended use of the chemical and restrictions on use**

**Recommended Use** Breaker  
**Uses advised against** No information available

**Supplier's name, address and phone number**

**Manufacturer/Supplier** Halliburton Australia Pty. Ltd.  
15 Marriott Road  
Jandakot  
WA 6164  
Australia  
  
ACN Number: 009 000 775  
Telephone Number: + 61 1 800 686 951  
Fax Number: 61 (08) 9455 5300  
fdunexchem@halliburton.com

**E-mail Address****Emergency phone number**

+ 61 1 800 686 951

**Australian Poisons Information Centre**

24 Hour Service: - 13 11 26  
Police or Fire Brigade: - 000 (exchange): - 1100

**2. Hazard Identification**

**Statement of Hazardous Nature** Hazardous according to the criteria of the 3rd Revised Edition of the Globally Harmonised System of Classification and Labelling of Chemicals (GHS), Dangerous Goods according to the criteria of ADG.

**Classification of the hazardous chemical**

Acute toxicity - Dermal	Category 4 - H312
Acute inhalation toxicity - vapor	Category 4 - H332
Skin Corrosion/Irritation	Category 1 - H314
Serious Eye Damage/Irritation	Category 1 - H318
Acute Aquatic Toxicity	Category 2 - H401

**Label elements, including precautionary statements**

## Hazard pictograms



## Signal Word

Danger

## Hazard Statements:

H312 - Harmful in contact with skin  
 H314 - Causes severe skin burns and eye damage  
 H318 - Causes serious eye damage  
 H332 - Harmful if inhaled  
 H401 - Toxic to aquatic life

## Precautionary Statements

## Prevention

P260 - Do not breathe dust/fume/gas/mist/vapors/spray  
 P271 - Use only outdoors or in a well-ventilated area  
 P273 - Avoid release to the environment

## Response

P280 - Wear protective gloves/protective clothing/eye protection/face protection  
 P301 + P330 + P331 - IF SWALLOWED: rinse mouth. Do NOT induce vomiting  
 P303 + P361 + P353 - IF ON SKIN (or hair): Take off immediately all contaminated clothing. Rinse skin with water/shower  
 P304 + P340 - IF INHALED: Remove victim to fresh air and keep at rest in a position comfortable for breathing  
 P310 - Immediately call a POISON CENTER or doctor/physician  
 P305 + P351 + P338 - IF IN EYES: Rinse cautiously with water for several minutes. Remove contact lenses, if present and easy to do. Continue rinsing  
 P405 - Store locked up  
 P501 - Dispose of contents/container in accordance with local/regional/national/international regulations

## Storage

## Disposal

## Contains

## Substances

Chlorous acid, sodium salt  
 Sodium chloride

## CAS Number

7758-19-2  
 7647-14-5

Other hazards which do not result in classification

This mixture contains no substance considered to be persistent, bioaccumulating nor toxic (PBT).  
 This mixture contains no substance considered to be very persistent nor very bioaccumulating (vPvB).

*For the full text of the H-phrases mentioned in this Section, see Section 16*

### 3. Composition/information on Ingredients

Substances	CAS Number	PERCENT (w/w)	GHS Classification - Australia
Chlorous acid, sodium salt	7758-19-2	5 - 10%	Acute Tox. 3 (H301) Acute Tox. 2 (H310) Acute Tox. 2 (H330) Skin Corr. 1B (H314) Eye Corr. 1 (H318) STOT SE 3 (H335) STOT RE 2 (H373) Aquatic Acute 1 (H400) Aquatic Chronic 3 (H412) Ox. Sol. 2 (H272)



Sodium chloride	7647-14-5	10 - 30%	Not Classified
-----------------	-----------	----------	----------------

#### 4. First aid measures

##### Description of necessary first aid measures

<b>Inhalation</b>	If inhaled, move victim to fresh air and seek medical attention.
<b>Eyes</b>	In case of contact, immediately flush eyes with plenty of water for at least 30 minutes. Remove contact lenses after the first 5 minutes and continue washing. Seek immediate medical attention/advice. Suitable emergency eye wash facility should be immediately available
<b>Skin</b>	In case of contact, immediately flush skin with plenty of soap and water for at least 30 minutes and remove contaminated clothing, shoes and leather goods immediately. Get medical attention immediately.
<b>Ingestion</b>	Do NOT induce vomiting. Give nothing by mouth. Obtain immediate medical attention.

##### Symptoms caused by exposure

Causes severe eye irritation which may damage tissue. Causes severe skin irritation with tissue destruction. Harmful in contact with skin. Harmful if inhaled.

##### Medical Attention and Special Treatment

**Notes to Physician** Treat symptomatically

#### 5. Fire Fighting Measures

##### Suitable extinguishing equipment

##### Suitable Extinguishing Media

Water fog, carbon dioxide, foam, dry chemical.

##### Extinguishing media which must not be used for safety reasons

None known.

##### Specific hazards arising from the chemical

##### Special exposure hazards in a fire

Product is not expected to burn unless all the water is boiled away. Use water spray to cool fire exposed surfaces. Decomposition in fire may produce harmful gases. If allowed to dry, this product is an oxidizer.

##### Special protective equipment and precautions for fire fighters

##### Special protective equipment for firefighters

Full protective clothing and approved self-contained breathing apparatus required for fire fighting personnel.

#### 6. Accidental release measures

##### 6.1. Personal precautions, protective equipment and emergency procedures

Use appropriate protective equipment. Wear self-contained breathing apparatus in enclosed areas. Avoid contact with skin, eyes and clothing. Avoid breathing vapors. Ensure adequate ventilation. Evacuate all persons from the area.

##### 6.2. Environmental precautions

Prevent from entering sewers, waterways, or low areas.

##### 6.3. Methods and material for containment and cleaning up

Isolate spill and stop leak where safe. Contain spill with sand or other inert materials. Scoop up and remove.

#### 7. Handling and storage

##### 7.1. Precautions for safe handling

##### Handling Precautions

Avoid contact with eyes, skin, or clothing. Avoid breathing vapors. Ensure adequate ventilation. Wash hands after use. Launder

contaminated clothing before reuse. Use appropriate protective equipment.

#### Hygiene Measures

Handle in accordance with good industrial hygiene and safety practice.

#### 7.2. Conditions for safe storage, including any incompatibilities

##### Storage Information

Store away from acids. Store away from reducing agents. Store away from direct sunlight. Keep from excessive heat. Product has a shelf life of 24 months.

##### Other Guidelines

No information available

## 8. Exposure Controls/Personal Protection

#### Control parameters - exposure standards, biological monitoring

##### Exposure Limits

Substances	CAS Number	Australia NOHSC	ACGIH TLV-TWA
Chlorous acid, sodium salt	7758-19-2	Not applicable	Not applicable
Sodium chloride	7647-14-5	Not applicable	Not applicable

#### Appropriate engineering controls

##### Engineering Controls

Use in a well ventilated area.

#### Personal protective equipment (PPE)

##### Personal Protective Equipment

If engineering controls and work practices cannot prevent excessive exposures, the selection and proper use of personal protective equipment should be determined by an industrial hygienist or other qualified professional based on the specific application of this product.

##### Respiratory Protection

If engineering controls and work practices cannot keep exposure below occupational exposure limits or if exposure is unknown, wear a NIOSH certified, European Standard EN 149, AS/NZS 1715:2009, or equivalent respirator when using this product. Selection of and instruction on using all personal protective equipment, including respirators, should be performed by an Industrial Hygienist or other qualified professional.

Organic vapor/acid gas/chlorine respirator.

##### Hand Protection

Chemical-resistant protective gloves (EN 374) Suitable materials for longer, direct contact (recommended: protection index 6, corresponding to > 480 minutes permeation time as per EN 374); Butyl rubber gloves. (>= 0.7 mm thickness)

This information is based on literature references and on information provided by glove manufacturers, or is derived by analogy with similar substances. Please note that in practice the working life of chemical-resistant protective gloves may be considerably shorter than the permeation time determined in accordance with EN 374 as a result of the many influencing factors (e.g. temperature). If signs of wear and tear are noticed then the gloves should be replaced. Manufacturer's directions for use should be observed because of great diversity of types.

##### Skin Protection

Full protective chemical resistant clothing.

##### Eye Protection

Chemical goggles; also wear a face shield if splashing hazard exists.

##### Other Precautions

Eyewash fountains and safety showers must be easily accessible.

##### Environmental Exposure Controls

Do not allow material to contaminate ground water system

## 9. Physical and Chemical Properties

#### 9.1. Information on basic physical and chemical properties

**Physical State:** Liquid

**Color:** Clear tan

**Odor:** Mild chlorine

**Odor Threshold:** No information available

##### Property

##### Values

Remarks/ - Method

**pH:**

11.5-12.5

**Freezing Point / Range**

3-4 °C

**Melting Point / Range**

No data available

**Boiling Point / Range**

106 - 108 °C

**Flash Point**

No data available

Evaporation rate	No data available
Vapor Pressure	No data available
Vapor Density	No data available
Specific Gravity	1.17 - 1.23
Water Solubility	Soluble in water
Solubility in other solvents	No data available
Partition coefficient: n-octanol/water	No data available
Autoignition Temperature	No data available
Decomposition Temperature	No data available
Viscosity	No data available
Explosive Properties	No information available
Oxidizing Properties	No information available

**9.2. Other information**

VOC Content (%)	No data available
-----------------	-------------------

## 10. Stability and Reactivity

**10.1. Reactivity**

Not expected to be reactive.

**10.2. Chemical stability**

Stable

**10.3. Possibility of hazardous reactions****10.4. Conditions to avoid**

Keep away from heat, sparks and flame. Avoid contact with organic materials. Avoid friction.

**10.5. Incompatible materials**

Prolonged contact with aluminum. Contact with metals. Organic matter. Contact with ammonia. All flammables, especially petroleum products, asphalt & other volatile flammables. Ammonium compounds. Strong acids.

**10.6. Hazardous decomposition products**

Chlorine.

## 11. Toxicological Information

**Information on routes of exposure**

**Principle Route of Exposure** Eye or skin contact, inhalation.

**Symptoms related to exposure****Most Important Symptoms/Effects**

Causes severe eye irritation which may damage tissue. Causes severe skin irritation with tissue destruction. Harmful in contact with skin. Harmful if inhaled.

**Numerical measures of toxicity****Toxicology data for the components**

Substances	CAS Number	LD50 Oral	LD50 Dermal	LC50 Inhalation
Chlorous acid, sodium salt	7758-19-2	165 mg/kg (Rat) 390 - 500 mg/kg (Rat) 212 - 284 mg/kg (Rat)	315 mg/kg (Rat) 134 mg/kg (Rabbit)	0.29 mg/L (Rat) 4h 230 mg/m <sup>3</sup> (Rat) 4h
Sodium chloride	7647-14-5	3000 mg/kg-bw (rat)	No data available	No data available

**Immediate, delayed and chronic health effects from exposure**

Inhalation	Harmful if inhaled. Causes severe respiratory irritation.
Eye Contact	Causes severe eye irritation which may damage tissue.
Skin Contact	Harmful in contact with skin. Causes severe burns.
Ingestion	Causes burns of the mouth, throat and stomach. May cause abdominal pain, vomiting, nausea, and diarrhea.

**Chronic Effects/Carcinogenicity** Prolonged or repeated exposure may cause adverse effects on the blood.

**Exposure Levels**

No data available

#### Interactive effects

Blood disorders.

#### Data limitations

No data available

Substances	CAS Number	Skin corrosion/irritation
Chlorous acid, sodium salt	7758-19-2	Corrosive to skin (Rabbit)
Sodium chloride	7647-14-5	Non-irritating to the skin (Rabbit) Not a dermal irritant

Substances	CAS Number	Serious eye damage/irritation
Chlorous acid, sodium salt	7758-19-2	Corrosive to eyes (Rabbit)
Sodium chloride	7647-14-5	May cause mild eye irritation. (Rabbit)

Substances	CAS Number	Skin Sensitization
Chlorous acid, sodium salt	7758-19-2	Did not cause sensitization on laboratory animals (guinea pig)
Sodium chloride	7647-14-5	No information available Not confirmed to cause skin or respiratory sensitization.

Substances	CAS Number	Respiratory Sensitization
Chlorous acid, sodium salt	7758-19-2	No information available
Sodium chloride	7647-14-5	No information available

Substances	CAS Number	Mutagenic Effects
Chlorous acid, sodium salt	7758-19-2	Not regarded as mutagenic.
Sodium chloride	7647-14-5	No information available

Substances	CAS Number	Carcinogenic Effects
Chlorous acid, sodium salt	7758-19-2	Did not show carcinogenic effects in animal experiments
Sodium chloride	7647-14-5	Did not show carcinogenic effects in animal experiments

Substances	CAS Number	Reproductive toxicity
Chlorous acid, sodium salt	7758-19-2	Animal testing did not show any effects on fertility. (fetotoxic and teratogenic effects).
Sodium chloride	7647-14-5	Animal testing did not show any effects on fertility. Did not show teratogenic effects in animal experiments.

Substances	CAS Number	STOT - single exposure
Chlorous acid, sodium salt	7758-19-2	May cause respiratory irritation.
Sodium chloride	7647-14-5	No information available

Substances	CAS Number	STOT - repeated exposure
Chlorous acid, sodium salt	7758-19-2	Causes damage to organs through prolonged or repeated exposure if swallowed: (spleen) (Blood)
Sodium chloride	7647-14-5	No significant toxicity observed in animal studies at concentration requiring classification.

Substances	CAS Number	Aspiration hazard
Chlorous acid, sodium salt	7758-19-2	Not applicable
Sodium chloride	7647-14-5	Not applicable

## 12. Ecological Information

#### Ecotoxicity

##### **Product Ecotoxicity Data**

No data available

##### **Substance Ecotoxicity Data**

Substances	CAS Number	Toxicity to Algae	Toxicity to Fish	Toxicity to Microorganisms	Toxicity to Invertebrates
Chlorous acid, sodium salt	7758-19-2	EC50 (72h) 9.09 mg/L (Skeletonea costatum) EC50 (72h) 0.2 mg/L (Pseudokirchnerella)	LC50 (96h) 210 mg/L (Scophthalmus maximus) TLM96 290 mg/L (Oncorhynchus mykiss)	EC50 (3h) > 75 mg/L (activated sludge)	LC50 (48h) 50.67 mg/L (Acartia tonsa) TLM96 0.29 mg/L (Daphnia magna)

		subcapitata)	TLM96 208 mg/L (Lepomis macrochirus)		NOEC (22d) 25 ug/L (Daphnia magna)
Sodium chloride	7647-14-5	EC50 (120h) 2430 mg/L (Nitzschia sp.)	TLM96 > 1000 mg/L (Oncorhynchus mykiss) LC50 (96h) 5840 mg/L (Lepomis macrochirus) NOEC (33d) 252 mg/L (Pimephales promelas)	NOEC 5000 – 8000 mg/L (activated sludge) NOEC 292-584 mg/L (Escherichia coli)	TLM96 > 1,000,000 ppm (Mysidopsis bahia) LC50 (48h) 874-4136 mg/L (Daphnia magna) NOEC (21d) 314 mg/L (Daphnia pulex)

**12.2. Persistence and degradability**

Substances	CAS Number	Persistence and Degradability
Chlorous acid, sodium salt	7758-19-2	The methods for determining biodegradability are not applicable to inorganic substances.
Sodium chloride	7647-14-5	No information available

**12.3. Bioaccumulative potential**

Substances	CAS Number	Log Pow
Chlorous acid, sodium salt	7758-19-2	No information available
Sodium chloride	7647-14-5	No information available

**12.4. Mobility in soil**

Substances	CAS Number	Mobility
Chlorous acid, sodium salt	7758-19-2	No information available
Sodium chloride	7647-14-5	No information available

**12.6. Other adverse effects****Endocrine Disruptor Information**

This product does not contain any known or suspected endocrine disruptors

## 13. Disposal Considerations

**Safe handling and disposal methods**

Disposal should be made in accordance with federal, state, and local regulations.

**Disposal of any contaminated packaging**

Follow all applicable national or local regulations.

**Environmental regulations**

Not applicable

## 14. Transport Information

**Transportation Information****Australia ADG**

UN Number	UN1908
UN proper shipping name:	Chlorite Solution (14% Available Chlorine)
Transport Hazard Class(es):	8
Packing Group:	III
Environmental Hazards:	Not applicable

**IMDG/IMO**

UN Number	UN1908
UN proper shipping name:	Chlorite Solution (14% Available Chlorine)
Transport Hazard Class(es):	8
Packing Group:	III
Environmental Hazards:	Not applicable
EMS:	EmS F-A, S-B

**IATA/ICAO**

<b>UN Number</b>	UN1908
<b>UN proper shipping name:</b>	Chlorite Solution (14% Available Chlorine)
<b>Transport Hazard Class(es):</b>	8
<b>Packing Group:</b>	III
<b>Environmental Hazards:</b>	Not applicable

**Special precautions during transport**

None

**HazChem Code**

2X

<b>15. Regulatory Information</b>
-----------------------------------

**Safety, health and environmental regulations specific for the product****International Inventories**

<b>Australian AICS Inventory</b>	All components are listed on the AICS or are subject to a relevant exemption, permit, or assessment certificate.
<b>New Zealand Inventory of Chemicals</b>	All components are listed on the NZIoC or are subject to a relevant exemption, permit, or assessment certificate.
<b>EINECS (European Inventory of Existing Chemical Substances)</b>	This product, and all its components, complies with EINECS
<b>US TSCA Inventory</b>	All components listed on inventory or are exempt.
<b>Canadian Domestic Substances List (DSL)</b>	All components listed on inventory or are exempt.

**Poisons Schedule number**

None Allocated

**International Agreements**

<b>Montreal Protocol - Ozone Depleting Substances:</b>	Does not apply
<b>Stolkhom Convention - Persistent Organic Pollutants:</b>	Does not apply
<b>Rotterdam Convention - Prior Informed Consent:</b>	Does not apply
<b>Basel Convention - Hazardous Waste:</b>	Does not apply

<b>16. Other information</b>
------------------------------

**Date of preparation or review**

Revision Date: 05-Jul-2016

**Revision Note**

SDS sections updated: 2

**Full text of H-Statements referred to under sections 2 and 3**

H272 - May intensify fire; oxidizer  
 H301 - Toxic if swallowed  
 H310 - Fatal in contact with skin  
 H312 - Harmful in contact with skin  
 H314 - Causes severe skin burns and eye damage  
 H318 - Causes serious eye damage  
 H320 - Causes eye irritation  
 H330 - Fatal if inhaled  
 H332 - Harmful if inhaled  
 H335 - May cause respiratory irritation  
 H373 - May cause damage to organs through prolonged or repeated exposure if inhaled  
 H400 - Very toxic to aquatic life  
 H412 - Harmful to aquatic life with long lasting effects

**Additional information**

For additional information on the use of this product, contact your local Halliburton representative.

For questions about the Safety Data Sheet for this or other Halliburton products, contact Chemical Stewardship at 1-580-251-4335.

**Key abbreviations or acronyms used**

bw – body weight  
CAS – Chemical Abstracts Service  
EC50 – Effective Concentration 50%  
LC50 – Lethal Concentration 50%  
LD50 – Lethal Dose 50%  
LL50 – Lethal Loading 50%  
mg/kg – milligram/kilogram  
mg/L – milligram/liter  
NOEC – No Observed Effect Concentration  
OEL – Occupational Exposure Limit  
PBT – Persistent Bioaccumulative and Toxic  
ppm – parts per million  
STEL – Short Term Exposure Limit  
TWA – Time-Weighted Average  
vPvB – very Persistent and very Bioaccumulative  
h - hour  
mg/m<sup>3</sup> - milligram/cubic meter  
mm - millimeter  
mmHg - millimeter mercury  
w/w - weight/weight  
d - day

**Key literature references and sources for data**

[www.ChemADVISOR.com/](http://www.ChemADVISOR.com/)  
OSHA  
ECHA C&L

**Disclaimer Statement**

This information is furnished without warranty, expressed or implied, as to accuracy or completeness. The information is obtained from various sources including the manufacturer and other third party sources. The information may not be valid under all conditions nor if this material is used in combination with other materials or in any process. Final determination of suitability of any material is the sole responsibility of the user.

**End of Safety Data Sheet**

**SAFETY DATA SHEET****DCA-16001**

Revision Date: 05-Jul-2017

Revision Number: 11

**1. Product Identifier & Identity for the Chemical**

**Statement of Hazardous Nature** Non-Hazardous according to the criteria of the 3rd Revised Edition of the Globally Harmonised System of Classification and Labelling of Chemicals (GHS), Non-Dangerous Goods according to the criteria of ADG.

**1.1. Product Identifier**

**Product Name** DCA-16001

**Other means of Identification**

**Synonyms** None  
**Hazardous Material Number:** HM007655

**Recommended use of the chemical and restrictions on use**

**Recommended Use** Clay Stabilization Agent  
**Uses advised against** No information available

**Supplier's name, address and phone number**

**Manufacturer/Supplier** Halliburton Australia Pty. Ltd.  
15 Marriott Road, Jandakot, WA 6164  
Australia  
ACN Number: 009 000 775  
Telephone Number: + 61 1 800 686 951  
Fax Number: 61 (08) 9455 5300  
**E-mail Address** fdunexchem@halliburton.com

**Emergency phone number**

+ 61 1 800 686 951  
Global Incident Response Access Code: 334305  
Contract Number: 14012

**Australian Poisons Information Centre**

24 Hour Service: - 13 11 26  
Police or Fire Brigade: - 000 (exchange): - 1100

**2. Hazard Identification**

**Statement of Hazardous Nature** Non-Hazardous according to the criteria of the 3rd Revised Edition of the Globally Harmonised System of Classification and Labelling of Chemicals (GHS), Non-Dangerous Goods according to the criteria of ADG.

**Classification of the hazardous chemical**

Not classified

**Label elements, including precautionary statements****Hazard Pictograms**

**Signal Word** Not Hazardous

**Hazard Statements:** Not Classified



**Precautionary Statements**

<b>Prevention</b>	None
<b>Response</b>	None
<b>Storage</b>	None
<b>Disposal</b>	None

**Contains****Substances****CAS Number**

Contains no hazardous substances in concentrations above cut-off values according to the competent authority

NA

**Other hazards which do not result in classification**

This mixture contains no substance considered to be persistent, bioaccumulating nor toxic (PBT).

This mixture contains no substance considered to be very persistent nor very bioaccumulating (vPvB).

*For the full text of the H-phrases mentioned in this Section, see Section 16*

<b>3. Composition/information on Ingredients</b>
--

Substances	CAS Number	PERCENT (w/w)	GHS Classification - Australia
Contains no hazardous substances in concentrations above cut-off values according to the competent authority	NA	60 - 100%	Not classified

<b>4. First aid measures</b>
------------------------------

**Description of necessary first aid measures****Inhalation**

If inhaled, remove from area to fresh air. Get medical attention if respiratory irritation develops or if breathing becomes difficult.

**Eyes**

In case of contact, immediately flush eyes with plenty of water for at least 15 minutes and get medical attention if irritation persists.

**Skin**

Wash with soap and water. Get medical attention if irritation persists.

**Ingestion**

Do NOT induce vomiting. Give nothing by mouth. Obtain immediate medical attention.

**Symptoms caused by exposure**

No significant hazards expected.

**Medical Attention and Special Treatment****Notes to Physician**

Treat symptomatically

<b>5. Fire Fighting Measures</b>
----------------------------------

**Suitable extinguishing equipment****Suitable Extinguishing Media**

All standard fire fighting media

**Extinguishing media which must not be used for safety reasons**

None known.

**Specific hazards arising from the chemical****Special exposure hazards in a fire**

Not applicable

**Special protective equipment and precautions for fire fighters****Special protective equipment for firefighters**

Full protective clothing and approved self-contained breathing apparatus required for fire fighting personnel.

## 6. Accidental release measures

### 6.1. Personal precautions, protective equipment and emergency procedures

Use appropriate protective equipment. Avoid contact with skin, eyes and clothing. Avoid breathing vapors. Ensure adequate ventilation.

### 6.2. Environmental precautions

Prevent from entering sewers, waterways, or low areas.

### 6.3. Methods and material for containment and cleaning up

Isolate spill and stop leak where safe. Contain spill with sand or other inert materials. Scoop up and remove.

## 7. Handling and storage

### 7.1. Precautions for safe handling

#### **Handling Precautions**

Avoid contact with eyes, skin, or clothing. Avoid breathing vapors. Ensure adequate ventilation. Wash hands after use. Launder contaminated clothing before reuse. Use appropriate protective equipment.

#### **Hygiene Measures**

Handle in accordance with good industrial hygiene and safety practice.

### 7.2. Conditions for safe storage, including any incompatibilities

#### **Storage Information**

Store in a cool, dry location. Keep container closed when not in use. Product has a shelf life of 24 months.

#### **Other Guidelines**

No information available

## 8. Exposure Controls/Personal Protection

### Control parameters - exposure standards, biological monitoring

#### **Exposure Limits**

Substances	CAS Number	Australia NOHSC	ACGIH TLV-TWA
Contains no hazardous substances in concentrations above cut-off values according to the competent authority	NA	Not applicable	Not applicable

### Appropriate engineering controls

#### **Engineering Controls**

Use in a well ventilated area.

### Personal protective equipment (PPE)

#### **Personal Protective Equipment**

If engineering controls and work practices cannot prevent excessive exposures, the selection and proper use of personal protective equipment should be determined by an industrial hygienist or other qualified professional based on the specific application of this product.

#### **Respiratory Protection**

Not normally necessary.

#### **Hand Protection**

Rubber gloves.

#### **Skin Protection**

Normal work coveralls.

#### **Eye Protection**

Wear safety glasses or goggles to protect against exposure.

#### **Other Precautions**

None known.

#### **Environmental Exposure Controls**

Do not allow material to contaminate ground water system

## 9. Physical and Chemical Properties

### 9.1. Information on basic physical and chemical properties

**Physical State:** Liquid  
**Odor:** Mild amine

**Color** White  
**Odor Threshold:** No information available

PropertyValuesRemarks/ - Method**pH:**

7-9

**Freezing Point / Range**

No data available

**Melting Point / Range**

No data available

**Boiling Point / Range**

No data available

**Flash Point**

No data available

**Evaporation rate**

No data available

**Vapor Pressure**

No data available

**Vapor Density**

No data available

**Specific Gravity**

1.07 - 1.091

**Water Solubility**

Soluble in water

**Solubility in other solvents**

No data available

**Partition coefficient: n-octanol/water**

No data available

**Autoignition Temperature**

No data available

**Decomposition Temperature**

No data available

**Viscosity**

No data available

**Explosive Properties**

No information available

**Oxidizing Properties**

No information available

**9.2. Other information****VOC Content (%)**

No data available

## 10. Stability and Reactivity

**10.1. Reactivity**

Not expected to be reactive.

**10.2. Chemical stability**

Stable

**10.3. Possibility of hazardous reactions**

Will Not Occur

**10.4. Conditions to avoid**

Avoid contact with metals such as aluminum, tin, lead, brass, bronze, copper, and zinc.

**10.5. Incompatible materials**

Strong oxidizers.

**10.6. Hazardous decomposition products**

Oxides of nitrogen. Hydrogen chloride. Carbon monoxide and carbon dioxide.

## 11. Toxicological Information

**Information on routes of exposure****Symptoms related to exposure****Most Important Symptoms/Effects**

No significant hazards expected.

**Toxicology data for the components**

Substances	CAS Number	LD50 Oral	LD50 Dermal	LC50 Inhalation
Contains no hazardous substances in concentrations above cut-off values according to the competent authority	NA	No data available	No data available	No data available

**Immediate, delayed and chronic health effects from exposure****Inhalation**

None known.

**Eye Contact** None known.  
**Skin Contact** None known.  
**Ingestion** None known.

**Chronic Effects/Carcinogenicity** No data available to indicate product or components present at greater than 0.1% are chronic health hazards.

**Exposure Levels**

No data available

**Interactive effects**

None known.

**Data limitations**

No data available

## 12. Ecological Information

**Ecotoxicity**

**Substance Ecotoxicity Data**

Substances	CAS Number	Toxicity to Algae	Toxicity to Fish	Toxicity to Microorganisms	Toxicity to Invertebrates
Contains no hazardous substances in concentrations above cut-off values according to the competent authority	NA	No information available	No information available	No information available	No information available

**12.2. Persistence and degradability**

Expected to be readily biodegradable

Substances	CAS Number	Persistence and Degradability
Contains no hazardous substances in concentrations above cut-off values according to the competent authority	NA	No information available

**12.3. Bioaccumulative potential**

Does not bioaccumulate.

Substances	CAS Number	Log Pow
Contains no hazardous substances in concentrations above cut-off values according to the competent authority	NA	No information available

**12.4. Mobility in soil**

Substances	CAS Number	Mobility
Contains no hazardous substances in concentrations above cut-off values according to the competent authority	NA	No information available

**12.6. Other adverse effects**

**Endocrine Disruptor Information**

This product does not contain any known or suspected endocrine disruptors

### 13. Disposal Considerations

#### Safe handling and disposal methods

Disposal should be made in accordance with federal, state, and local regulations.

#### Disposal of any contaminated packaging

Follow all applicable national or local regulations.

#### Environmental regulations

Not applicable

### 14. Transport Information

#### Transportation Information

##### Australia ADG

UN Number	Not restricted
UN proper shipping name:	Not restricted
Transport Hazard Class(es):	Not applicable
Packing Group:	Not applicable
Environmental Hazards:	Not applicable

##### IMDG/IMO

UN Number	Not restricted
UN proper shipping name:	Not restricted
Transport Hazard Class(es):	Not applicable
Packing Group:	Not applicable
Environmental Hazards:	Not applicable

##### IATA/ICAO

UN Number	Not restricted
UN proper shipping name:	Not restricted
Transport Hazard Class(es):	Not applicable
Packing Group:	Not applicable
Environmental Hazards:	Not applicable

#### Special precautions during transport

None

#### HazChem Code

None Allocated

### 15. Regulatory Information

#### Safety, health and environmental regulations specific for the product

##### International Inventories

##### Australian AICS Inventory

All components are listed on the AICS or are subject to a relevant exemption, permit, or assessment certificate.

##### New Zealand Inventory of Chemicals

All components are listed on the NZIoC or are subject to a relevant exemption, permit, or assessment certificate.

##### EINECS (European Inventory of Existing Chemical Substances)

This product, and all its components, complies with EINECS

##### US TSCA Inventory

All components listed on inventory or are exempt.

##### Canadian Domestic Substances List (DSL)

All components listed on inventory or are exempt.

#### Poisons Schedule number

None Allocated

**International Agreements****Montreal Protocol - Ozone Depleting Substances:**

Does not apply

**Stockholm Convention - Persistent Organic Pollutants:**

Does not apply

**Rotterdam Convention - Prior Informed Consent:**

Does not apply

**Basel Convention - Hazardous Waste:**

Does not apply

**16. Other information****Date of preparation or review****Revision Date:** 05-Jul-2017**Revision Note**

SDS sections updated:

2

**Full text of H-Statements referred to under sections 2 and 3**

None

**Additional information**

For additional information on the use of this product, contact your local Halliburton representative.

For questions about the Safety Data Sheet for this or other Halliburton products, contact Chemical Stewardship at 1-580-251-4335.

**Key abbreviations or acronyms used**

bw – body weight

CAS – Chemical Abstracts Service

EC50 – Effective Concentration 50%

LC50 – Lethal Concentration 50%

LD50 – Lethal Dose 50%

LL50 – Lethal Loading 50%

mg/kg – milligram/kilogram

mg/L – milligram/liter

NOEC – No Observed Effect Concentration

OEL – Occupational Exposure Limit

PBT – Persistent Bioaccumulative and Toxic

ppm – parts per million

STEL – Short Term Exposure Limit

TWA – Time-Weighted Average

vPvB – very Persistent and very Bioaccumulative

h - hour

mg/m<sup>3</sup> - milligram/cubic meter

mm - millimeter

mmHg - millimeter mercury

w/w - weight/weight

d - day

**Key literature references and sources for data**[www.ChemADVISOR.com/](http://www.ChemADVISOR.com/)**Disclaimer Statement**

This information is furnished without warranty, expressed or implied, as to accuracy or completeness. The information is obtained from various sources including the manufacturer and other third party sources. The information may not be valid under all conditions nor if this material is used in combination with other materials or in any process. Final determination of suitability of any material is the sole responsibility of the user.

**End of Safety Data Sheet**

## SAFETY DATA SHEET

DCA-17001

Revision Date: 09-Nov-2017

Revision Number: 16

## 1. Product Identifier &amp; Identity for the Chemical

**Statement of Hazardous Nature** Hazardous according to the criteria of the 3rd Revised Edition of the Globally Harmonised System of Classification and Labelling of Chemicals (GHS), Dangerous Goods according to the criteria of ADG.

1.1. Product Identifier

**Product Name** DCA-17001

Other means of Identification

**Synonyms** None  
**Hazardous Material Number:** HM007659

Recommended use of the chemical and restrictions on use

**Recommended Use** Corrosion Inhibitor  
**Uses advised against** No information available

Supplier's name, address and phone number

**Manufacturer/Supplier** Halliburton Australia Pty. Ltd.  
 15 Marriott Road, Jandakot, WA 6164  
 Australia  
 ACN Number: 009 000 775  
 Telephone Number: + 61 1 800 686 951  
 Fax Number: 61 (08) 9455 5300  
**E-mail Address** fdunexchem@halliburton.com

Emergency phone number

+ 61 1 800 686 951  
 Global Incident Response Access Code: 334305  
 Contract Number: 14012

**Australian Poisons Information Centre**

24 Hour Service: - 13 11 26  
 Police or Fire Brigade: - 000 (exchange): - 1100

## 2. Hazard Identification

**Statement of Hazardous Nature** Hazardous according to the criteria of the 3rd Revised Edition of the Globally Harmonised System of Classification and Labelling of Chemicals (GHS), Dangerous Goods according to the criteria of ADG.

Classification of the hazardous chemical

Acute Oral Toxicity	Category 4 - H302
Skin Corrosion/Irritation	Category 2 - H315
Serious Eye Damage/Irritation	Category 1 - H318
Skin Sensitization	Category 1 - H317
Reproductive Toxicity	Category 1B - H360
Specific Target Organ Toxicity - (Single Exposure)	Category 1 - H370
Specific Target Organ Toxicity - (Repeated Exposure)	Category 2 - H373
Acute Aquatic Toxicity	Category 2 - H401
Flammable liquids.	Category 3 - H226

**Label elements, including precautionary statements****Hazard Pictograms****Signal Word**

DANGER

**Hazard Statements:**

H226 - Flammable liquid and vapor  
H302 - Harmful if swallowed  
H315 - Causes skin irritation  
H317 - May cause an allergic skin reaction  
H318 - Causes serious eye damage  
H360 - May damage fertility or the unborn child  
H370 - Causes damage to organs  
H373 - May cause damage to organs through prolonged or repeated exposure  
H401 - Toxic to aquatic life

**Precautionary Statements****Prevention**

P201 - Obtain special instructions before use  
P202 - Do not handle until all safety precautions have been read and understood  
P210 - Keep away from heat, hot surfaces, sparks, open flames and other ignition sources. No smoking.  
P233 - Keep container tightly closed  
P240 - Ground and bond container and receiving equipment.  
P241 - Use explosion-proof electrical/ventilating/lighting/equipment  
P242 - Use only non-sparking tools  
P243 - Take action to prevent static discharges.  
P260 - Do not breathe dust/fume/gas/mist/vapors/spray  
P264 - Wash face, hands and any exposed skin thoroughly after handling  
P270 - Do not eat, drink or smoke when using this product  
P272 - Contaminated work clothing should not be allowed out of the workplace  
P273 - Avoid release to the environment  
P280 - Wear protective gloves/protective clothing/eye protection/face protection  
P281 - Use personal protective equipment as required

**Response**

P301 + P312 - IF SWALLOWED: Call a POISON CENTER or doctor/physician if you feel unwell  
P330 - Rinse mouth  
P302 + P352 - IF ON SKIN: Wash with plenty of water.  
P333 + P313 - If skin irritation or rash occurs: Get medical advice/attention  
P362 + P364 - Take off contaminated clothing and wash before reuse  
P305 + P351 + P338 - IF IN EYES: Rinse cautiously with water for several minutes. Remove contact lenses, if present and easy to do. Continue rinsing  
P310 - Immediately call a POISON CENTER or doctor/physician  
P307 + P311 - IF exposed: Call a POISON CENTER or doctor/physician  
P314 - Get medical attention/advice if you feel unwell  
P370 + P378 - In case of fire: Use water spray for extinction

**Storage**

P403 + P235 - Store in a well-ventilated place. Keep cool  
P405 - Store locked up



**Disposal**

P501 - Dispose of contents/container in accordance with local/regional/national/international regulations

**Contains****Substances**

Diethylene glycol

Cinnamaldehyde

Amine oxides, cocoalkyldimethyl

Methanol

Benzaldehyde

Alcohols, C12-16, ethoxylated

Sodium iodide

**CAS Number**

111-46-6

104-55-2

61788-90-7

67-56-1

100-52-7

68551-12-2

7681-82-5

**Other hazards which do not result in classification**

This mixture contains no substance considered to be persistent, bioaccumulating nor toxic (PBT).

This mixture contains no substance considered to be very persistent nor very bioaccumulating (vPvB).

For the full text of the H-phrases mentioned in this Section, see Section 16

### 3. Composition/information on Ingredients

Substances	CAS Number	PERCENT (w/w)	GHS Classification - Australia
Diethylene glycol	111-46-6	30 - 60%	Acute Tox. 4 (H302) STOT RE 2 (H373)
Cinnamaldehyde	104-55-2	30 - 60%	Acute Tox. 4 (H312) Skin Irrit. 2 (H315) Skin Sens. 1 (H317) Aquatic Acute 2 (H401)
Amine oxides, cocoalkyldimethyl	61788-90-7	10 - 30%	Acute Tox. 4 (H302) Skin Irrit. 2 (H315) Eye Corr. 1 (H318) Aquatic Acute 1 (H400)
Methanol	67-56-1	10 - 30%	Acute Tox. 3 (H301) Acute Tox. 3 (H311) Acute Tox. 3 (H331) Repr. 1B (H360) STOT SE 1 (H370) Flam. Liq. 2 (H225)
Benzaldehyde	100-52-7	5 - 10%	Acute Tox. 4 (H302) Acute Tox. 4 (H332) Aquatic Acute 2 (H401) Flam. Liq. 4 (H227)
Alcohols, C12-16, ethoxylated	68551-12-2	1 - 5%	Acute Tox. 4 (H302) Skin Irrit. 2 (H315) Eye Corr. 1 (H318) Aquatic Acute 1 (H400) Aquatic Chronic 3 (H412)
Sodium iodide	7681-82-5	1 - 5%	Skin Irrit. 2 (H315) Eye Irrit. 2 (H319) STOT SE 3 (H335) STOT RE 1 (H372)

### 4. First aid measures

**Description of necessary first aid measures****Inhalation**

If inhaled, move victim to fresh air and seek medical attention.

**Eyes**

In case of contact, or suspected contact, immediately flush eyes with plenty of water for at least 15 minutes and get medical attention immediately after flushing.

**Skin**

In case of contact, immediately flush skin with plenty of soap and water for at least 15 minutes. Get medical attention. Remove contaminated clothing and launder before reuse.

**Ingestion** Get immediate medical attention. Do NOT induce vomiting. Give nothing by mouth. Obtain immediate medical attention.

**Symptoms caused by exposure**

Causes severe eye irritation which may damage tissue. Causes skin irritation. May cause allergic skin reaction. Harmful if swallowed. May cause damage to internal organs. May cause damage to organs through prolonged or repeated exposure. Potential reproductive hazard. May cause birth defects.

**Medical Attention and Special Treatment**

**Notes to Physician** Treat symptomatically

## 5. Fire Fighting Measures

**Suitable extinguishing equipment**

**Suitable Extinguishing Media**

Carbon dioxide, dry chemical, foam.

**Extinguishing media which must not be used for safety reasons**

None known.

**Specific hazards arising from the chemical**

**Special exposure hazards in a fire**

May be ignited by heat, sparks or flames. Use water spray to cool fire exposed surfaces. Closed containers may explode in fire. Decomposition in fire may produce harmful gases. Runoff to sewer may cause fire or explosion hazard.

**Special protective equipment and precautions for fire fighters**

**Special protective equipment for firefighters**

Full protective clothing and approved self-contained breathing apparatus required for fire fighting personnel.

## 6. Accidental release measures

**6.1. Personal precautions, protective equipment and emergency procedures**

Remove sources of ignition. Use appropriate protective equipment. Wear self-contained breathing apparatus in enclosed areas. Avoid breathing vapors. Avoid contact with skin, eyes and clothing. Ensure adequate ventilation.

**6.2. Environmental precautions**

Prevent from entering sewers, waterways, or low areas.

**6.3. Methods and material for containment and cleaning up**

Isolate spill and stop leak where safe. Remove ignition sources and work with non-sparking tools. Contain spill with sand or other inert materials. Scoop up and remove.

## 7. Handling and storage

**7.1. Precautions for safe handling**

**Handling Precautions**

Remove sources of ignition. Ensure adequate ventilation. Avoid breathing vapors. Avoid contact with eyes, skin, or clothing. Wash hands after use. Launder contaminated clothing before reuse. Ground and bond containers when transferring from one container to another. Use appropriate protective equipment.

**Hygiene Measures**

Handle in accordance with good industrial hygiene and safety practice.

**7.2. Conditions for safe storage, including any incompatibilities**

**Storage Information**

Store away from oxidizers. Keep from heat, sparks, and open flames. Store in a well ventilated area. Store locked up. Keep container closed when not in use. Product has a shelf life of 60 months.

**Other Guidelines**

No information available

## 8. Exposure Controls/Personal Protection

### Control parameters - exposure standards, biological monitoring

#### Exposure Limits

Substances	CAS Number	Australia NOHSC	ACGIH TLV-TWA
Diethylene glycol	111-46-6	TWA: 23 ppm TWA: 100 mg/m <sup>3</sup>	Not applicable
Cinnamaldehyde	104-55-2	Not applicable	Not applicable
Amine oxides, cocoalkyldimethyl	61788-90-7	Not applicable	Not applicable
Methanol	67-56-1	TWA: 200 ppm TWA: 262 mg/m <sup>3</sup> STEL: 250 ppm STEL: 328 mg/m <sup>3</sup>	TWA: 200 ppm STEL: 250 ppm
Benzaldehyde	100-52-7	Not applicable	Not applicable
Alcohols, C12-16, ethoxylated	68551-12-2	Not applicable	Not applicable
Sodium iodide	7681-82-5	Not applicable	TWA: 0.01 ppm

### Appropriate engineering controls

#### Engineering Controls

Use in a well ventilated area. Local exhaust ventilation should be used in areas without good cross ventilation.

### Personal protective equipment (PPE)

#### Personal Protective Equipment

If engineering controls and work practices cannot prevent excessive exposures, the selection and proper use of personal protective equipment should be determined by an industrial hygienist or other qualified professional based on the specific application of this product.

#### Respiratory Protection

If engineering controls and work practices cannot keep exposure below occupational exposure limits or if exposure is unknown, wear a NIOSH certified, European Standard EN 149, AS/NZS 1715:2009, or equivalent respirator when using this product. Selection of and instruction on using all personal protective equipment, including respirators, should be performed by an Industrial Hygienist or other qualified professional. Positive pressure self-contained breathing apparatus if methanol is released.

#### Hand Protection

Chemical-resistant protective gloves (EN 374) Suitable materials for longer, direct contact (recommended: protection index 6, corresponding to > 480 minutes permeation time as per EN 374); Butyl rubber gloves. (>= 0.7 mm thickness)

This information is based on literature references and on information provided by glove manufacturers, or is derived by analogy with similar substances. Please note that in practice the working life of chemical-resistant protective gloves may be considerably shorter than the permeation time determined in accordance with EN 374 as a result of the many influencing factors (e.g. temperature). If signs of wear and tear are noticed then the gloves should be replaced. Manufacturer's directions for use should be observed because of great diversity of types.

#### Skin Protection

Rubber apron.

#### Eye Protection

Chemical goggles; also wear a face shield if splashing hazard exists.

#### Other Precautions

Eyewash fountains and safety showers must be easily accessible.

#### Environmental Exposure Controls

Do not allow material to contaminate ground water system

## 9. Physical and Chemical Properties

### 9.1. Information on basic physical and chemical properties

**Physical State:** Liquid

**Color:** Yellow-orange

**Odor:** Cinnamon

**Odor Threshold:** No information available

#### Property

#### Values

Remarks/ - Method

**pH:**

6.85 (10%)

**Freezing Point / Range**

-21 °C

**Melting Point / Range**

No data available

**Boiling Point / Range**

No data available

**Flash Point**

28.9 °C / 84 °F PMCC

**Evaporation rate**

No data available

Vapor Pressure	No data available
Vapor Density	No data available
Specific Gravity	1.015
Water Solubility	Soluble in water
Solubility in other solvents	No data available
Partition coefficient: n-octanol/water	No data available
Autoignition Temperature	No data available
Decomposition Temperature	No data available
Viscosity	No data available
Explosive Properties	No information available
Oxidizing Properties	No information available

**9.2. Other information**

VOC Content (%) No data available

## 10. Stability and Reactivity

**10.1. Reactivity**

Not expected to be reactive.

**10.2. Chemical stability**

Stable

**10.3. Possibility of hazardous reactions**

Will Not Occur

**10.4. Conditions to avoid**

Keep away from heat, sparks and flame.

**10.5. Incompatible materials**

Strong oxidizers.

**10.6. Hazardous decomposition products**

Ammonia. Oxides of nitrogen. Hydrocarbons. Carbon monoxide and carbon dioxide.

## 11. Toxicological Information

**Information on routes of exposure**

Principle Route of Exposure Eye or skin contact, inhalation.

**Symptoms related to exposure****Most Important Symptoms/Effects**

Causes severe eye irritation which may damage tissue. Causes skin irritation. May cause allergic skin reaction. Harmful if swallowed. May cause damage to internal organs. May cause damage to organs through prolonged or repeated exposure. Potential reproductive hazard. May cause birth defects.

**Toxicology data for the components**

Substances	CAS Number	LD50 Oral	LD50 Dermal	LC50 Inhalation
Diethylene glycol	111-46-6	12565 - 19600 mg/kg (Rat)	11890 - 13300 mg/kg (Rabbit)	> 4.6 mg/L (Rat) 4h
Cinnamaldehyde	104-55-2	2220 mg/kg (rat)	620 mg/kg (rabbit)	No data available
Amine oxides, cocoalkyldimethyl	61788-90-7	846 - 3873 mg/kg (Rat) 1000-1250 mg/kg (Rat)	4290 mg/kg (Rabbit)	No data available
Methanol	67-56-1	300 mg/kg-bw (human) < 790 to 13,000 mg/kg (rat)	1000 mg/kg-bw (human) 17,100 mg/kg (rabbit)	10 mg/L (human, 4h, vapor)
Benzaldehyde	100-52-7	1430 mg/kg (rat)	No information available	>1 <5 mg/L air (Rat, 4h, mist)
Alcohols, C12-16, ethoxylated	68551-12-2	1600 mg/kg	No data available	No data available
Sodium iodide	7681-82-5	4340 mg/kg (Rat) 3118 mg/kg (Rats) (Similar substance)	No data available	LCLo: 50000 mg/m <sup>3</sup> (Mouse) 2h

**Immediate, delayed and chronic health effects from exposure**

Product Information Based on the collective toxicity of product ingredients, the mixture should be considered to cause the following:

<b>Inhalation</b>	May cause respiratory irritation. May cause central nervous system depression including headache, dizziness, drowsiness, incoordination, slowed reaction time, slurred speech, giddiness and unconsciousness.
<b>Eye Contact</b>	Causes severe eye irritation which may damage tissue.
<b>Skin Contact</b>	Causes skin irritation. May cause an allergic skin reaction.
<b>Ingestion</b>	Harmful if swallowed. May cause central nervous system depression including headache, dizziness, drowsiness, muscular weakness, incoordination, slowed reaction time, fatigue blurred vision, slurred speech, giddiness, tremors and convulsions. May cause liver and kidney damage.

**Chronic Effects/Carcinogenicity** Prolonged or repeated exposure may cause reproductive system damage.  
Prolonged or repeated exposure may cause embryo and fetus toxicity.

#### **Exposure Levels**

No data available

#### **Interactive effects**

Skin disorders. Eye ailments.

#### **Data limitations**

No data available

<b>Substances</b>	<b>CAS Number</b>	<b>Skin corrosion/irritation</b>
Diethylene glycol	111-46-6	Non-irritating to the skin (Rabbit)
Cinnamaldehyde	104-55-2	Causes severe irritation and or burns (human)
Amine oxides, cocoalkyldimethyl	61788-90-7	Skin, rabbit: Causes moderate skin irritation.
Methanol	67-56-1	Non-irritating to the skin (Rabbit)
Benzaldehyde	100-52-7	Non-irritating to the skin (Rabbit)
Alcohols, C12-16, ethoxylated	68551-12-2	Causes skin irritation.
Sodium iodide	7681-82-5	Moderate dermal irritant (Rabbit)

<b>Substances</b>	<b>CAS Number</b>	<b>Serious eye damage/irritation</b>
Diethylene glycol	111-46-6	Non-irritating to the eye (Rabbit)
Cinnamaldehyde	104-55-2	Mild eye irritant. (human) (8 % solution)
Amine oxides, cocoalkyldimethyl	61788-90-7	Corrosive to eyes
Methanol	67-56-1	Non-irritating to the eye (Rabbit)
Benzaldehyde	100-52-7	Non-irritating to the eye (Rabbit)
Alcohols, C12-16, ethoxylated	68551-12-2	Causes severe eye irritation which may damage tissue.
Sodium iodide	7681-82-5	Moderately irritating to the eyes (Rabbit)

<b>Substances</b>	<b>CAS Number</b>	<b>Skin Sensitization</b>
Diethylene glycol	111-46-6	Did not cause sensitization on laboratory animals (guinea pig)
Cinnamaldehyde	104-55-2	Skin sensitizer in guinea pig.
Amine oxides, cocoalkyldimethyl	61788-90-7	No information available
Methanol	67-56-1	Did not cause sensitization on laboratory animals (guinea pig)
Benzaldehyde	100-52-7	Not sensitizing in Guinea Pigs (Guinea Pig Maximisation Test and Open Epicutaneous Test, Sensitizing in Draize Test and Freund's Complete Adjuvant Test)
Alcohols, C12-16, ethoxylated	68551-12-2	Did not cause sensitization on laboratory animals
Sodium iodide	7681-82-5	Patch test on human volunteers did not demonstrate sensitization properties

<b>Substances</b>	<b>CAS Number</b>	<b>Respiratory Sensitization</b>
Diethylene glycol	111-46-6	No information available
Cinnamaldehyde	104-55-2	No information available
Amine oxides, cocoalkyldimethyl	61788-90-7	No information available
Methanol	67-56-1	No information available
Benzaldehyde	100-52-7	No information available
Alcohols, C12-16, ethoxylated	68551-12-2	No information available

Sodium iodide	7681-82-5	No information available
---------------	-----------	--------------------------

Substances	CAS Number	Mutagenic Effects
Diethylene glycol	111-46-6	In vitro tests did not show mutagenic effects. In vivo tests did not show mutagenic effects.
Cinnamaldehyde	104-55-2	In vitro tests did not show mutagenic effects.
Amine oxides, cocoalkyldimethyl	61788-90-7	In vitro tests did not show mutagenic effects. In vivo tests did not show mutagenic effects. (similar substances)
Methanol	67-56-1	The weight of evidence from available in vitro and in vivo studies indicates that this substance is not expected to be mutagenic.
Benzaldehyde	100-52-7	Not mutagenic in AMES Test. Negative in the chromosomal aberration assay In vitro tests have shown mutagenic effects In vivo tests did not show mutagenic effects.
Alcohols, C12-16, ethoxylated	68551-12-2	Not regarded as mutagenic.
Sodium iodide	7681-82-5	In vitro tests did not show mutagenic effects. (similar substances)

Substances	CAS Number	Carcinogenic Effects
Diethylene glycol	111-46-6	Did not show carcinogenic effects in animal experiments (Rat)
Cinnamaldehyde	104-55-2	No information available
Amine oxides, cocoalkyldimethyl	61788-90-7	No information available
Methanol	67-56-1	No data of sufficient quality are available.
Benzaldehyde	100-52-7	Did not show carcinogenic effects in animal experiments (Rat) There was some evidence of carcinogenic activity in the forestomachs of mice.
Alcohols, C12-16, ethoxylated	68551-12-2	Not regarded as carcinogenic.
Sodium iodide	7681-82-5	No information available

Substances	CAS Number	Reproductive toxicity
Diethylene glycol	111-46-6	Animal testing did not show any effects on fertility. Did not show teratogenic effects in animal experiments.
Cinnamaldehyde	104-55-2	Did not show teratogenic effects in animal experiments.
Amine oxides, cocoalkyldimethyl	61788-90-7	Did not show teratogenic effects in animal experiments. When tested at maternally toxic doses, no adverse effects on teratogenicity or development were observed.
Methanol	67-56-1	Experiments have shown reproductive toxicity effects on laboratory animals
Benzaldehyde	100-52-7	Animal testing did not show any effects on fertility. Did not show teratogenic effects in animal experiments. (similar substances)
Alcohols, C12-16, ethoxylated	68551-12-2	Not regarded as a reproductive and developmental toxicant.
Sodium iodide	7681-82-5	Animal testing did not show any effects on fertility.

Substances	CAS Number	STOT - single exposure
Diethylene glycol	111-46-6	No significant toxicity observed in animal studies at concentration requiring classification.
Cinnamaldehyde	104-55-2	No information available
Amine oxides, cocoalkyldimethyl	61788-90-7	May cause respiratory irritation.
Methanol	67-56-1	May cause disorder and damage to the Central Nervous System (CNS)
Benzaldehyde	100-52-7	May cause respiratory irritation.
Alcohols, C12-16, ethoxylated	68551-12-2	No significant toxicity observed in animal studies at concentration requiring classification.
Sodium iodide	7681-82-5	No information available

Substances	CAS Number	STOT - repeated exposure
Diethylene glycol	111-46-6	Causes damage to organs through prolonged or repeated exposure: Kidney
Cinnamaldehyde	104-55-2	No significant toxicity observed in animal studies at concentration requiring classification.
Amine oxides, cocoalkyldimethyl	61788-90-7	No data of sufficient quality are available.
Methanol	67-56-1	No data of sufficient quality are available.
Benzaldehyde	100-52-7	No significant toxicity observed in animal studies at concentration requiring classification.
Alcohols, C12-16, ethoxylated	68551-12-2	No significant toxicity observed in animal studies at concentration requiring classification.
Sodium iodide	7681-82-5	Causes damage to organs through prolonged or repeated exposure: (Thyroid)

Substances	CAS Number	Aspiration hazard
Diethylene glycol	111-46-6	No information available
Cinnamaldehyde	104-55-2	Not applicable
Amine oxides, cocoalkyldimethyl	61788-90-7	No information available

Methanol	67-56-1	Not applicable
Benzaldehyde	100-52-7	Not applicable
Alcohols, C12-16, ethoxylated	68551-12-2	Not applicable
Sodium iodide	7681-82-5	Not applicable

## 12. Ecological Information

### Ecotoxicity

#### Substance Ecotoxicity Data

Substances	CAS Number	Toxicity to Algae	Toxicity to Fish	Toxicity to Microorganisms	Toxicity to Invertebrates
Diethylene glycol	111-46-6	TGK (8d) 2700 mg/L (Scenedesmus quadricauda)	LC50 75200 mg/L (Pimephales promelas)	EC20 (30m) > 1995 mg/L (domestic activated sludge)	EC50 84000 mg/L (Daphnia magna) EC50 >10000 mg/L (Daphnia magna)
Cinnamaldehyde	104-55-2	EC50 (72 h) 2.1 mg/L (Skeletonema costatum)	LC50 (96 h) 2.38 mg/L (Scophthalmus maximus)	IC50 (48h) 131.2 mg/L (Tetrahymena pyriformis)	LC50 (48 h) 1.4 mg/L (Acartia tonsa)
Amine oxides, cocoalkyldimethyl	61788-90-7	ErC50 (72h) 0.29 mg/L (Selenastrum capricornutum) ErC50 (72h) 0.0235 mg/L (Scenedesmus subspicatus) (similar substance)	LC50 (96h) 1.0–3.4 mg/L (Brachydanio rerio) LC50 (96h) 13.0 (Salmo gairdneri) LC50 (96h) 0.1-1 mg/L (Brachydanio rerio)	EC50 (3h) 240 mg/L (Pseudomonas putida) EC50 (3h) 13 mg/L (Activated sludge)	EC50 (48h) 2.9 mg/L (Daphnia magna) EC50 (48h) 0.083 mg/L (Daphnia magna) (similar substance)
Methanol	67-56-1	EC50 (96 h) =22000 mg/L (Pseudokirchnerella subcapitata) NOEC (8 d) =8000 mg/L (Scenedesmus quadricauda)	LC50 (96 h) =15400 mg/L (Lepomis macrochirus) EC50 (200 h) =14536 mg/L (Oryzias latipes)	IC50 (3h) > 1000 mg/L (activated sludge)	EC50 (96 h) =18260 mg/L (Daphnia magna) NOEC (21 d) =208 mg/L (Daphnia magna)
Benzaldehyde	100-52-7	NOEC (8d) 20 mg/L (Microcystis aeruginosa) NOEC (8d) 132 mg/L	LC50 (96 h) 1.07 mg/L (Lepomis macrochirus)	IC50 (3 h) 740 mg/L (Activated sludge)	EC50 (24 h) 50 mg/L (Daphnia magna)
Alcohols, C12-16, ethoxylated	68551-12-2	EC50 0.7 mg/L (Selenastrum capricornutum)	No information available	No information available	0.39 mg/L (Daphnia Magna)
Sodium iodide	7681-82-5	7 d Tox threshold: 2370 mg/L (Scenedesmus quadricauda, biomass) EC50(72h): 2588.7 mg/L (Skeletonema costatum)	LC50(96h): 3780 mg/L (Oncorhynchus mykiss) LC50(96h): > 100 mg/L (Scophthalmus maximus)	No information available	EC50(48h): 1.27 mg/L (Daphnia magna) EC50(48h): 575 mg/L (Acartia tonsa)

#### 12.2. Persistence and degradability

No data is available on the product itself

Substances	CAS Number	Persistence and Degradability
Diethylene glycol	111-46-6	Readily biodegradable (90-100% @ 28d)
Cinnamaldehyde	104-55-2	Predicted to be readily biodegradable.
Amine oxides, cocoalkyldimethyl	61788-90-7	Readily biodegradable (81% @ 28d)
Methanol	67-56-1	Readily biodegradable (95% @ 20d)
Benzaldehyde	100-52-7	Readily biodegradable (>=95% @ 28d)
Alcohols, C12-16, ethoxylated	68551-12-2	No information available
Sodium iodide	7681-82-5	Not applicable

#### 12.3. Bioaccumulative potential

No data is available on the product itself

Substances	CAS Number	Log Pow
Diethylene glycol	111-46-6	BCF: 100 (Leuciscus idus melanotus)
Cinnamaldehyde	104-55-2	Log Pow =1.4
Amine oxides, cocoalkyldimethyl	61788-90-7	Log Kow = 7.5
Methanol	67-56-1	Not Bioaccumulative; BCF=1
Benzaldehyde	100-52-7	Log Pow =1.1
Alcohols, C12-16, ethoxylated	68551-12-2	No information available
Sodium iodide	7681-82-5	-1.301

**12.4. Mobility in soil**

Substances	CAS Number	Mobility
Diethylene glycol	111-46-6	No information available
Cinnamaldehyde	104-55-2	No information available
Amine oxides, cocoalkyldimethyl	61788-90-7	No information available
Methanol	67-56-1	No information available
Benzaldehyde	100-52-7	No information available
Alcohols, C12-16, ethoxylated	68551-12-2	No information available
Sodium iodide	7681-82-5	No information available

**12.6. Other adverse effects****Endocrine Disruptor Information**

This product does not contain any known or suspected endocrine disruptors

<b>13. Disposal Considerations</b>
------------------------------------

**Safe handling and disposal methods**

Incineration recommended in approved incinerator according to federal, state, and local regulations. Substance should NOT be deposited into a sewage facility.

**Disposal of any contaminated packaging**

Follow all applicable national or local regulations. Contaminated packaging may be disposed of by: rendering packaging incapable of containing any substance, or treating packaging to remove residual contents, or treating packaging to make sure the residual contents are no longer hazardous, or by disposing of packaging into commercial waste collection.

**Environmental regulations**

Not applicable

<b>14. Transport Information</b>
----------------------------------

**Transportation Information****Australia ADG**

<b>UN Number</b>	UN1993
<b>UN proper shipping name:</b>	Flammable Liquid, N.O.S. (Contains Methanol)
<b>Transport Hazard Class(es):</b>	3
<b>Packing Group:</b>	III
<b>Environmental Hazards:</b>	Not applicable

**IMDG/IMO**

<b>UN Number</b>	UN1993
<b>UN proper shipping name:</b>	Flammable Liquid, N.O.S. (Contains Methanol)
<b>Transport Hazard Class(es):</b>	3
<b>Packing Group:</b>	III
<b>Environmental Hazards:</b>	Not applicable
<b>EMS:</b>	EmS F-E, S-E

**IATA/ICAO**

<b>UN Number</b>	UN1993
<b>UN proper shipping name:</b>	Flammable Liquid, N.O.S. (Contains Methanol)
<b>Transport Hazard Class(es):</b>	3
<b>Packing Group:</b>	III
<b>Environmental Hazards:</b>	Not applicable

**Special precautions during transport**

None

**HazChem Code**

•3Y



## 15. Regulatory Information

### Safety, health and environmental regulations specific for the product

#### International Inventories

##### **Australian AICS Inventory**

All components are listed on the AICS or are subject to a relevant exemption, permit, or assessment certificate.

##### **New Zealand Inventory of Chemicals**

All components are listed on the NZIoC or are subject to a relevant exemption, permit, or assessment certificate.

##### **EINECS (European Inventory of Existing Chemical Substances)**

This product does not comply with EINECS

##### **US TSCA Inventory**

All components listed on inventory or are exempt.

##### **Canadian Domestic Substances List (DSL)**

All components listed on inventory or are exempt.

#### Poisons Schedule number

None Allocated

#### International Agreements

**Montreal Protocol - Ozone Depleting Substances:**

Does not apply

**Stockholm Convention - Persistent Organic Pollutants:**

Does not apply

**Rotterdam Convention - Prior Informed Consent:**

Does not apply

**Basel Convention - Hazardous Waste:**

Does not apply

## 16. Other information

### Date of preparation or review

**Revision Date:**

09-Nov-2017

#### **Revision Note**

SDS sections updated:

14

#### **Full text of H-Statements referred to under sections 2 and 3**

H225 - Highly flammable liquid and vapor

H226 - Flammable liquid and vapor

H227 - Combustible liquid

H301 - Toxic if swallowed

H302 - Harmful if swallowed

H311 - Toxic in contact with skin

H312 - Harmful in contact with skin

H315 - Causes skin irritation

H317 - May cause an allergic skin reaction

H318 - Causes serious eye damage

H319 - Causes serious eye irritation

H331 - Toxic if inhaled

H332 - Harmful if inhaled

H335 - May cause respiratory irritation

H370 - Causes damage to organs

H372 - Causes damage to organs through prolonged or repeated exposure

H373 - May cause damage to organs through prolonged or repeated exposure

H400 - Very toxic to aquatic life

H401 - Toxic to aquatic life

H412 - Harmful to aquatic life with long lasting effects

#### **Additional information**

For additional information on the use of this product, contact your local Halliburton representative.

For questions about the Safety Data Sheet for this or other Halliburton products, contact Chemical Stewardship at 1-580-251-4335.

**Key abbreviations or acronyms used**

bw – body weight  
CAS – Chemical Abstracts Service  
EC50 – Effective Concentration 50%  
LC50 – Lethal Concentration 50%  
LD50 – Lethal Dose 50%  
LL50 – Lethal Loading 50%  
mg/kg – milligram/kilogram  
mg/L – milligram/liter  
NOEC – No Observed Effect Concentration  
OEL – Occupational Exposure Limit  
PBT – Persistent Bioaccumulative and Toxic  
ppm – parts per million  
STEL – Short Term Exposure Limit  
TWA – Time-Weighted Average  
vPvB – very Persistent and very Bioaccumulative  
h - hour  
mg/m<sup>3</sup> - milligram/cubic meter  
mm - millimeter  
mmHg - millimeter mercury  
w/w - weight/weight  
d - day

**Key literature references and sources for data**

www.ChemADVISOR.com/  
NZ CCID

**Disclaimer Statement**

This information is furnished without warranty, expressed or implied, as to accuracy or completeness. The information is obtained from various sources including the manufacturer and other third party sources. The information may not be valid under all conditions nor if this material is used in combination with other materials or in any process. Final determination of suitability of any material is the sole responsibility of the user.

**End of Safety Data Sheet**

**SAFETY DATA SHEET****DCA-19001**

Revision Date: 05-Jul-2016

Revision Number: 20

**1. Product Identifier & Identity for the Chemical**

**Statement of Hazardous Nature** Hazardous according to the criteria of the 3rd Revised Edition of the Globally Harmonised System of Classification and Labelling of Chemicals (GHS), Non-Dangerous Goods according to the criteria of ADG.

**1.1. Product Identifier**

**Product Name** DCA-19001

**Other means of Identification**

**Synonyms** None  
**Hazardous Material Number:** HM007662

**Recommended use of the chemical and restrictions on use**

**Recommended Use** Crosslinker  
**Uses advised against** No information available

**Supplier's name, address and phone number**

**Manufacturer/Supplier** Halliburton Australia Pty. Ltd.  
15 Marriott Road  
Jandakot  
WA 6164  
Australia  
  
ACN Number: 009 000 775  
Telephone Number: + 61 1 800 686 951  
Fax Number: 61 (08) 9455 5300  
**E-mail Address** fdunexchem@halliburton.com

**Emergency phone number**

+ 61 1 800 686 951

**Australian Poisons Information Centre**

24 Hour Service: - 13 11 26  
Police or Fire Brigade: - 000 (exchange): - 1100

**2. Hazard Identification**

**Statement of Hazardous Nature** Hazardous according to the criteria of the 3rd Revised Edition of the Globally Harmonised System of Classification and Labelling of Chemicals (GHS), Non-Dangerous Goods according to the criteria of ADG.

**Classification of the hazardous chemical**

Serious Eye Damage/Irritation	Category 2 - H319
Reproductive Toxicity	Category 2 - H361

**Label elements, including precautionary statements****Hazard pictograms**

**Signal Word**

Danger

**Hazard Statements:**

H319 - Causes serious eye irritation

H361 - Suspected of damaging fertility or the unborn child

**Precautionary Statements****Prevention**

P201 - Obtain special instructions before use

P202 - Do not handle until all safety precautions have been read and understood

P264 - Wash face, hands and any exposed skin thoroughly after handling

P280 - Wear eye protection/face protection

P281 - Use personal protective equipment as required

**Response**

P305 + P351 + P338 - IF IN EYES: Rinse cautiously with water for several minutes.

Remove contact lenses, if present and easy to do. Continue rinsing

P337 + P313 - If eye irritation persists: Get medical advice/attention

P308 + P313 - IF exposed or concerned: Get medical advice/attention

**Storage**

P405 - Store locked up

**Disposal**

P501 - Dispose of contents/container in accordance with local/regional/national/international regulations

**Contains****Substances**

Disodium octaborate tetrahydrate

**CAS Number**

12008-41-2

**Other hazards which do not result in classification**

This substance is not considered to be persistent, bioaccumulating nor toxic (PBT).

This substance is not considered to be very persistent nor very bioaccumulating (vPvB).

*For the full text of the H-phrases mentioned in this Section, see Section 16*

<b>3. Composition/information on Ingredients</b>
--

Substances	CAS Number	PERCENT (w/w)	GHS Classification - Australia
Disodium octaborate tetrahydrate	12008-41-2	60 - 100%	Eye Irrit. 2A (H319) Repr. 2 (H361)

<b>4. First aid measures</b>
------------------------------

**Description of necessary first aid measures****Inhalation**

If inhaled, remove from area to fresh air. Get medical attention if respiratory irritation develops or if breathing becomes difficult.

**Eyes**

In case of contact, immediately flush eyes with plenty of water for at least 15 minutes and get medical attention if irritation persists.

**Skin**

Wash with soap and water. Get medical attention if irritation persists.

**Ingestion**

Do NOT induce vomiting. Give nothing by mouth. Obtain immediate medical attention.

**Symptoms caused by exposure**

Causes eye irritation Potential reproductive hazard. May cause birth defects.

**Medical Attention and Special Treatment****Notes to Physician**

Treat symptomatically

**5. Fire Fighting Measures****Suitable extinguishing equipment****Suitable Extinguishing Media**

Water fog, carbon dioxide, foam, dry chemical.

**Extinguishing media which must not be used for safety reasons**

None known.

**Specific hazards arising from the chemical****Special exposure hazards in a fire**

None anticipated

**Special protective equipment and precautions for fire fighters****Special protective equipment for firefighters**

Full protective clothing and approved self-contained breathing apparatus required for fire fighting personnel.

**6. Accidental release measures****6.1. Personal precautions, protective equipment and emergency procedures**

Use appropriate protective equipment. Avoid creating and breathing dust. Avoid contact with skin, eyes and clothing. Ensure adequate ventilation. Evacuate all persons from the area.

**6.2. Environmental precautions**

Prevent from entering sewers, waterways, or low areas.

**6.3. Methods and material for containment and cleaning up**

Scoop up and remove.

**7. Handling and storage****7.1. Precautions for safe handling****Handling Precautions**

Avoid creating or inhaling dust. Ensure adequate ventilation. Avoid contact with eyes, skin, or clothing. Use appropriate protective equipment.

**Hygiene Measures**

Handle in accordance with good industrial hygiene and safety practice.

**7.2. Conditions for safe storage, including any incompatibilities****Storage Information**

Store in a cool, dry location. Product has a shelf life of 60 months.

**Other Guidelines**

No information available

**8. Exposure Controls/Personal Protection****Control parameters - exposure standards, biological monitoring****Exposure Limits**

Substances	CAS Number	Australia NOHSC	ACGIH TLV-TWA
Disodium octaborate tetrahydrate	12008-41-2	Not applicable	2 mg/m <sup>3</sup>

**Appropriate engineering controls****Engineering Controls**

Use in a well ventilated area.

**Personal protective equipment (PPE)**

<b>Personal Protective Equipment</b>	If engineering controls and work practices cannot prevent excessive exposures, the selection and proper use of personal protective equipment should be determined by an industrial hygienist or other qualified professional based on the specific application of this product.
<b>Respiratory Protection</b>	If engineering controls and work practices cannot keep exposure below occupational exposure limits or if exposure is unknown, wear a NIOSH certified, European Standard EN 149, AS/NZS 1715:2009, or equivalent respirator when using this product. Selection of and instruction on using all personal protective equipment, including respirators, should be performed by an Industrial Hygienist or other qualified professional. Dust/mist respirator. (N95, P2/P3)
<b>Hand Protection</b>	Impervious rubber gloves.
<b>Skin Protection</b>	Normal work coveralls.
<b>Eye Protection</b>	Dust proof goggles.
<b>Other Precautions</b>	None known.
<b>Environmental Exposure Controls</b>	Do not allow material to contaminate ground water system

## 9. Physical and Chemical Properties

### 9.1. Information on basic physical and chemical properties

<b>Physical State:</b>	Solid	<b>Color</b>	White
<b>Odor:</b>	Odorless	<b>Odor Threshold:</b>	No information available

<u>Property</u>	<u>Values</u>
<u>Remarks/ - Method</u>	
<b>pH:</b>	7.3
<b>Freezing Point / Range</b>	No data available
<b>Melting Point / Range</b>	> 1000 °C
<b>Boiling Point / Range</b>	No data available
<b>Flash Point</b>	No data available
<b>Evaporation rate</b>	No data available
<b>Vapor Pressure</b>	9.9E-17 pa @ 25°C
<b>Vapor Density</b>	No data available
<b>Specific Gravity</b>	1.7
<b>Water Solubility</b>	Soluble in water
<b>Solubility in other solvents</b>	No data available
<b>Partition coefficient: n-octanol/water</b>	No data available
<b>Autoignition Temperature</b>	No data available
<b>Decomposition Temperature</b>	No data available
<b>Viscosity</b>	No data available
<b>Explosive Properties</b>	No information available
<b>Oxidizing Properties</b>	No information available

### 9.2. Other information

<b>VOC Content (%)</b>	No data available
------------------------	-------------------

## 10. Stability and Reactivity

### 10.1. Reactivity

Not expected to be reactive.

### 10.2. Chemical stability

Stable

### 10.3. Possibility of hazardous reactions

Will Not Occur

### 10.4. Conditions to avoid

None anticipated

### 10.5. Incompatible materials

None known.

### 10.6. Hazardous decomposition products

None known.

## 11. Toxicological Information

**Information on routes of exposure**

**Principle Route of Exposure** Eye or skin contact, inhalation.

**Symptoms related to exposure****Most Important Symptoms/Effects**

Causes eye irritation Potential reproductive hazard. May cause birth defects.

**Numerical measures of toxicity****Toxicology data for the components**

Substances	CAS Number	LD50 Oral	LD50 Dermal	LC50 Inhalation
Disodium octaborate tetrahydrate	12008-41-2	2550 mg/kg-bw (rat) (similar substance)	>2000 mg/kg-bw (rat) (similar substance)	>2 mg/L (dust, rat, 4 h) (similar substance)

**Immediate, delayed and chronic health effects from exposure**

**Inhalation** May cause respiratory irritation.

**Eye Contact** Causes eye irritation.

**Skin Contact** May cause mild skin irritation.

**Ingestion** May cause abdominal pain, vomiting, nausea, and diarrhea.

**Chronic Effects/Carcinogenicity** Prolonged or repeated exposure may cause reproductive system damage.  
Prolonged or repeated exposure may cause embryo and fetus toxicity.

**Exposure Levels**

No data available

**Interactive effects**

None known.

**Data limitations**

No data available

Substances	CAS Number	Skin corrosion/irritation
Disodium octaborate tetrahydrate	12008-41-2	Not irritating to skin in rabbits. (similar substances)

Substances	CAS Number	Serious eye damage/irritation
Disodium octaborate tetrahydrate	12008-41-2	Eye, rabbit: Causes moderate eye irritation

Substances	CAS Number	Skin Sensitization
Disodium octaborate tetrahydrate	12008-41-2	Did not cause sensitization on laboratory animals (guinea pig)

Substances	CAS Number	Respiratory Sensitization
Disodium octaborate tetrahydrate	12008-41-2	No information available

Substances	CAS Number	Mutagenic Effects
Disodium octaborate tetrahydrate	12008-41-2	In vitro tests did not show mutagenic effects. In vivo tests did not show mutagenic effects. (similar substances)

Substances	CAS Number	Carcinogenic Effects
Disodium octaborate tetrahydrate	12008-41-2	Did not show carcinogenic effects in animal experiments (similar substances)

Substances	CAS Number	Reproductive toxicity
Disodium octaborate tetrahydrate	12008-41-2	May impair fertility May cause birth defects (similar substances)

Substances	CAS Number	STOT - single exposure
------------	------------	------------------------

Disodium octaborate tetrahydrate	12008-41-2	No significant toxicity observed in animal studies at concentration requiring classification. (similar substances)
----------------------------------	------------	--

Substances	CAS Number	STOT - repeated exposure
Disodium octaborate tetrahydrate	12008-41-2	No significant toxicity observed in animal studies at concentration requiring classification. (similar substances)

Substances	CAS Number	Aspiration hazard
Disodium octaborate tetrahydrate	12008-41-2	Not applicable

## 12. Ecological Information

### Ecotoxicity

#### Product Ecotoxicity Data

No data available

#### Substance Ecotoxicity Data

Substances	CAS Number	Toxicity to Algae	Toxicity to Fish	Toxicity to Microorganisms	Toxicity to Invertebrates
Disodium octaborate tetrahydrate	12008-41-2	EC10 (3 d) 96.5 mg/L (Pseudokirchneriella subcapitata)	LC50 (96 h) 314.6 mg/L (Pimephales promelas) NOEC (34 d) 25.2 mg/L (Danio rerio)	EC50 (3 h) >39371 mg/L (activated sludge)	NOEC (21 d) 42.5 mg/L (Daphnia magna)

### 12.2. Persistence and degradability

Substances	CAS Number	Persistence and Degradability
Disodium octaborate tetrahydrate	12008-41-2	The methods for determining biodegradability are not applicable to inorganic substances.

### 12.3. Bioaccumulative potential

Substances	CAS Number	Log Pow
Disodium octaborate tetrahydrate	12008-41-2	No information available

### 12.4. Mobility in soil

Substances	CAS Number	Mobility
Disodium octaborate tetrahydrate	12008-41-2	No information available

### 12.6. Other adverse effects

#### Endocrine Disruptor Information

This product does not contain any known or suspected endocrine disruptors

## 13. Disposal Considerations

### Safe handling and disposal methods

Bury in a licensed landfill according to federal, state, and local regulations.

### Disposal of any contaminated packaging

Follow all applicable national or local regulations.

### Environmental regulations

Not applicable

## 14. Transport Information

### Transportation Information

#### Australia ADG



UN Number	Not restricted
UN proper shipping name:	Not restricted
Transport Hazard Class(es):	Not applicable
Packing Group:	Not applicable
Environmental Hazards:	Not applicable

**IMDG/IMO**

UN Number	Not restricted
UN proper shipping name:	Not restricted
Transport Hazard Class(es):	Not applicable
Packing Group:	Not applicable
Environmental Hazards:	Not applicable

**IATA/ICAO**

UN Number	Not restricted
UN proper shipping name:	Not restricted
Transport Hazard Class(es):	Not applicable
Packing Group:	Not applicable
Environmental Hazards:	Not applicable

**Special precautions during transport**

None

**HazChem Code**

None Allocated

**15. Regulatory Information****Safety, health and environmental regulations specific for the product****International Inventories****Australian AICS Inventory**

All components are listed on the AICS or are subject to a relevant exemption, permit, or assessment certificate.

**New Zealand Inventory of Chemicals**

All components are listed on the NZIoC or are subject to a relevant exemption, permit, or assessment certificate.

**EINECS (European Inventory of Existing Chemical Substances)**

This product, and all its components, complies with EINECS

**US TSCA Inventory**

All components listed on inventory or are exempt.

**Canadian Domestic Substances List (DSL)**

All components listed on inventory or are exempt.

**Poisons Schedule number**

S5

**International Agreements****Montreal Protocol - Ozone Depleting Substances:**

Does not apply

**Stolkhom Convention - Persistent Organic Pollutants:**

Does not apply

**Rotterdam Convention - Prior Informed Consent:**

Does not apply

**Basel Convention - Hazardous Waste:**

Does not apply

**16. Other information****Date of preparation or review**

Revision Date: 05-Jul-2016

**Revision Note**

SDS sections updated: 2

**Full text of H-Statements referred to under sections 2 and 3**

H319 - Causes serious eye irritation

---

H361 - Suspected of damaging fertility or the unborn child

**Additional information**

For additional information on the use of this product, contact your local Halliburton representative.

For questions about the Safety Data Sheet for this or other Halliburton products, contact Chemical Stewardship at 1-580-251-4335.

**Key abbreviations or acronyms used**

bw – body weight  
CAS – Chemical Abstracts Service  
EC50 – Effective Concentration 50%  
LC50 – Lethal Concentration 50%  
LD50 – Lethal Dose 50%  
LL50 – Lethal Loading 50%  
mg/kg – milligram/kilogram  
mg/L – milligram/liter  
NOEC – No Observed Effect Concentration  
OEL – Occupational Exposure Limit  
PBT – Persistent Bioaccumulative and Toxic  
ppm – parts per million  
STEL – Short Term Exposure Limit  
TWA – Time-Weighted Average  
vPvB – very Persistent and very Bioaccumulative  
h - hour  
mg/m<sup>3</sup> - milligram/cubic meter  
mm - millimeter  
mmHg - millimeter mercury  
w/w - weight/weight  
d - day

**Key literature references and sources for data**

www.ChemADVISOR.com/  
OSHA  
ECHA C&L

**Disclaimer Statement**

This information is furnished without warranty, expressed or implied, as to accuracy or completeness. The information is obtained from various sources including the manufacturer and other third party sources. The information may not be valid under all conditions nor if this material is used in combination with other materials or in any process. Final determination of suitability of any material is the sole responsibility of the user.

**End of Safety Data Sheet**

**SAFETY DATA SHEET****DCA-19002**

Revision Date: 05-Jul-2016

Revision Number: 19

**1. Product Identifier & Identity for the Chemical**

**Statement of Hazardous Nature** Hazardous according to the criteria of the 3rd Revised Edition of the Globally Harmonised System of Classification and Labelling of Chemicals (GHS), Non-Dangerous Goods according to the criteria of ADG.

**1.1. Product Identifier**

**Product Name** DCA-19002

**Other means of Identification**

**Synonyms** None  
**Hazardous Material Number:** HM007663

**Recommended use of the chemical and restrictions on use**

**Recommended Use** Crosslinker  
**Uses advised against** No information available

**Supplier's name, address and phone number**

**Manufacturer/Supplier** Halliburton Australia Pty. Ltd.  
15 Marriott Road  
Jandakot  
WA 6164  
Australia  
  
ACN Number: 009 000 775  
Telephone Number: + 61 1 800 686 951  
Fax Number: 61 (08) 9455 5300  
**E-mail Address** fdunexchem@halliburton.com

**Emergency phone number**

+ 61 1 800 686 951

**Australian Poisons Information Centre**

24 Hour Service: - 13 11 26  
Police or Fire Brigade: - 000 (exchange): - 1100

**2. Hazard Identification**

**Statement of Hazardous Nature** Hazardous according to the criteria of the 3rd Revised Edition of the Globally Harmonised System of Classification and Labelling of Chemicals (GHS), Non-Dangerous Goods according to the criteria of ADG.

**Classification of the hazardous chemical**

Serious Eye Damage/Irritation	Category 2 - H319
Reproductive Toxicity	Category 1B - H360
Specific Target Organ Toxicity - (Repeated Exposure)	Category 1 - H372

**Label elements, including precautionary statements****Hazard pictograms**

**Signal Word**

Danger

**Hazard Statements:**

H319 - Causes serious eye irritation  
 H360 - May damage fertility or the unborn child  
 H372 - Causes damage to organs through prolonged or repeated exposure

**Precautionary Statements****Prevention**

P201 - Obtain special instructions before use  
 P202 - Do not handle until all safety precautions have been read and understood  
 P260 - Do not breathe dust/fume/gas/mist/vapors/spray  
 P264 - Wash face, hands and any exposed skin thoroughly after handling  
 P270 - Do not eat, drink or smoke when using this product  
 P280 - Wear eye protection/face protection  
 P281 - Use personal protective equipment as required

**Response**

P305 + P351 + P338 - IF IN EYES: Rinse cautiously with water for several minutes. Remove contact lenses, if present and easy to do. Continue rinsing  
 P337 + P313 - If eye irritation persists: Get medical advice/attention  
 P308 + P313 - IF exposed or concerned: Get medical advice/attention  
 P314 - Get medical attention/advice if you feel unwell

**Storage**

P405 - Store locked up

**Disposal**

P501 - Dispose of contents/container in accordance with local/regional/national/international regulations

**Contains****Substances**

Ulexite  
 Ethylene glycol  
 Crystalline silica, quartz

**CAS Number**

1319-33-1  
 107-21-1  
 14808-60-7

**Other hazards which do not result in classification**

This mixture contains no substance considered to be persistent, bioaccumulating nor toxic (PBT).

This mixture contains no substance considered to be very persistent nor very bioaccumulating (vPvB).

*For the full text of the H-phrases mentioned in this Section, see Section 16*

### 3. Composition/information on Ingredients

Substances	CAS Number	PERCENT (w/w)	GHS Classification - Australia
Ulexite	1319-33-1	30 - 60%	Eye Irrit. 2A (H319) Repr. 1 (H360)
Ethylene glycol	107-21-1	10 - 30%	Acute Tox. 4 (H302) STOT RE 1 (H372)
Crystalline silica, quartz	14808-60-7	1 - 5%	Carc. 2 (H351) STOT RE 1 (H372)

### 4. First aid measures

**Description of necessary first aid measures****Inhalation**

If inhaled, move victim to fresh air and seek medical attention.

<b>Eyes</b>	Immediately flush eyes with large amounts of water for at least 15 minutes. Get immediate medical attention.
<b>Skin</b>	Wash off immediately with soap and plenty of water for at least 15 minutes while removing all contaminated clothing and shoes.
<b>Ingestion</b>	Do NOT induce vomiting. Give nothing by mouth. Obtain immediate medical attention.

**Symptoms caused by exposure**

Causes eye irritation Potential reproductive hazard. May cause birth defects. Prolonged or repeated exposure may cause damage to organs. Breathing crystalline silica can cause lung disease, including silicosis and lung cancer. Crystalline silica has also been associated with scleroderma and kidney disease.

**Medical Attention and Special Treatment**

**Notes to Physician** Treat symptomatically

## 5. Fire Fighting Measures

**Suitable extinguishing equipment****Suitable Extinguishing Media**

Water fog, carbon dioxide, foam, dry chemical.

**Extinguishing media which must not be used for safety reasons**

None known.

**Specific hazards arising from the chemical****Special exposure hazards in a fire**

Decomposition in fire may produce harmful gases.

**Special protective equipment and precautions for fire fighters****Special protective equipment for firefighters**

Full protective clothing and approved self-contained breathing apparatus required for fire fighting personnel.

## 6. Accidental release measures

**6.1. Personal precautions, protective equipment and emergency procedures**

Use appropriate protective equipment. Avoid contact with skin, eyes and clothing. Avoid breathing vapors. Ensure adequate ventilation. Evacuate all persons from the area.

**6.2. Environmental precautions**

Prevent from entering sewers, waterways, or low areas. Consult local authorities.

**6.3. Methods and material for containment and cleaning up**

Contain spill with sand or other inert materials. Scoop up and remove. Isolate spill and stop leak where safe.

## 7. Handling and storage

**7.1. Precautions for safe handling****Handling Precautions**

Avoid contact with eyes, skin, or clothing. Avoid breathing vapors. Avoid breathing mist. This product contains quartz, cristobalite, and/or tridymite which may become airborne without a visible cloud if this product becomes dry. Avoid breathing or creating dust. Use only with adequate ventilation to keep exposures below recommended exposure limits. Wear a NIOSH certified, European Standard EN 149, or equivalent respirator when using dried product. Ensure adequate ventilation. Material is slippery underfoot. Use appropriate protective equipment.

**Hygiene Measures**

Handle in accordance with good industrial hygiene and safety practice.

**7.2. Conditions for safe storage, including any incompatibilities****Storage Information**

Store away from oxidizers. Store in a cool well ventilated area. Keep container closed when not in use.

**Other Guidelines**

No information available

## 8. Exposure Controls/Personal Protection

### Control parameters - exposure standards, biological monitoring

#### Exposure Limits

Substances	CAS Number	Australia NOHSC	ACGIH TLV-TWA
Ulexite	1319-33-1	Not applicable	Not applicable
Ethylene glycol	107-21-1	TWA: 10 mg/m <sup>3</sup> TWA: 20 ppm TWA: 52 mg/m <sup>3</sup> STEL: 40 ppm STEL: 104 mg/m <sup>3</sup>	Ceiling: 100 mg/m <sup>3</sup> (aerosol only)
Crystalline silica, quartz	14808-60-7	TWA: 0.1 mg/m <sup>3</sup>	TWA: 0.025 mg/m <sup>3</sup>

### Appropriate engineering controls

**Engineering Controls** Use in a well ventilated area.

### Personal protective equipment (PPE)

**Personal Protective Equipment** If engineering controls and work practices cannot prevent excessive exposures, the selection and proper use of personal protective equipment should be determined by an industrial hygienist or other qualified professional based on the specific application of this product.

**Respiratory Protection** If engineering controls and work practices cannot keep exposure below occupational exposure limits or if exposure is unknown, wear a NIOSH certified, European Standard EN 149, AS/NZS 1715:2009, or equivalent respirator when using this product. Selection of and instruction on using all personal protective equipment, including respirators, should be performed by an Industrial Hygienist or other qualified professional.  
Organic vapor respirator.

**Hand Protection**

Rubber gloves.

**Skin Protection**

Rubber apron.

**Eye Protection**

Chemical goggles; also wear a face shield if splashing hazard exists.

**Other Precautions**

None known.

**Environmental Exposure Controls**

Do not allow material to contaminate ground water system

## 9. Physical and Chemical Properties

### 9.1. Information on basic physical and chemical properties

**Physical State:** Liquid

**Color** Milky white

**Odor:** Odorless

**Odor Threshold:** No information available

#### Property

#### Values

Remarks/ - Method

**pH:**

6.5 - 7.5

**Freezing Point / Range**

-34 °C

**Melting Point / Range**

No data available

**Boiling Point / Range**

No data available

**Flash Point**

No data available

**Evaporation rate**

No data available

**Vapor Pressure**

No data available

**Vapor Density**

No data available

**Specific Gravity**

1.45

**Water Solubility**

Soluble in water

**Solubility in other solvents**

No data available

**Partition coefficient: n-octanol/water**

No data available

**Autoignition Temperature**

No data available

**Decomposition Temperature**

No data available

**Viscosity**

No data available

**Explosive Properties**

No information available

**Oxidizing Properties**

No information available

**9.2. Other information****VOC Content (%)**

No data available

**10. Stability and Reactivity****10.1. Reactivity**

Not expected to be reactive.

**10.2. Chemical stability**

Stable

**10.3. Possibility of hazardous reactions**

Will Not Occur

**10.4. Conditions to avoid**

None anticipated

**10.5. Incompatible materials**

Strong oxidizers.

**10.6. Hazardous decomposition products**

Carbon monoxide and carbon dioxide.

**11. Toxicological Information****Information on routes of exposure****Principle Route of Exposure** Eye or skin contact, inhalation.**Symptoms related to exposure****Most Important Symptoms/Effects**

Causes eye irritation Potential reproductive hazard. May cause birth defects. Prolonged or repeated exposure may cause damage to organs. Breathing crystalline silica can cause lung disease, including silicosis and lung cancer. Crystalline silica has also been associated with scleroderma and kidney disease.

**Numerical measures of toxicity****Toxicology data for the components**

Substances	CAS Number	LD50 Oral	LD50 Dermal	LC50 Inhalation
Ulexite	1319-33-1	3493-6080 mg/kg (Rat) (similar substance) 3450 mg/kg (Male Rat) (similar substance)	> 2000 mg/kg (Rabbit) (similar substance)	> 2 mg/L (Rat) 4h (similar substance) > 2.12 mg/L (Rat) 4h (similar substance) > 2.04 mg/L (Rat) 4h (similar substance)
Ethylene glycol	107-21-1	4000 mg/kg (Rat) 7712 mg/kg (Rat) > 10000 mg/kg (Rat) 1670 mg/kg (Cat) 1400 – 1600 mg/kg (Human)	9530 µL/kg (Rabbit) > 3500 mg/kg (Mouse)	> 2.5 mg/L (Rat) 6h (saturated concentration)
Crystalline silica, quartz	14808-60-7	> 15000 mg/kg (human)	No information available	No data available

**Immediate, delayed and chronic health effects from exposure****Inhalation**

May cause respiratory irritation. In high air concentrations: May cause central nervous system depression including headache, dizziness, drowsiness, incoordination, slowed reaction time, slurred speech, giddiness and unconsciousness. Inhaled crystalline silica in the form of quartz or cristobalite from occupational sources is carcinogenic to humans (IARC, Group 1). There is sufficient evidence in experimental animals for the carcinogenicity of tridymite (IARC, Group 2A).

Breathing silica dust may cause irritation of the nose, throat, and respiratory passages. Breathing silica dust may not cause noticeable injury or illness even though permanent lung damage may be occurring. Inhalation of dust may also have serious chronic health effects (See "Chronic Effects/Carcinogenicity" subsection below).

**Eye Contact**

Causes eye irritation.

**Skin Contact**

May cause mild skin irritation.

**Ingestion**

May be harmful if swallowed. In large amounts: May cause abdominal pain, vomiting,

nausea, and diarrhea. May cause heart, kidney and brain disorders.

**Chronic Effects/Carcinogenicity** Prolonged or repeated exposure may cause embryo and fetus toxicity. Prolonged or repeated exposure may cause reproductive system damage. Repeated overexposure may cause liver and kidney effects. Silicosis: Excessive inhalation of respirable crystalline silica dust may cause a progressive, disabling, and sometimes-fatal lung disease called silicosis. Symptoms include cough, shortness of breath, wheezing, non-specific chest illness, and reduced pulmonary function. This disease is exacerbated by smoking. Individuals with silicosis are predisposed to develop tuberculosis.

See "Inhalation" subsection above with respect to silicosis, cancer status and other data with possible relevance to human health. There is some evidence that breathing respirable crystalline silica or the disease silicosis is associated with an increased incidence of significant disease endpoints such as scleroderma (an immune system disorder manifested by scarring of the lungs, skin, and other internal organs) and kidney disease.

#### **Exposure Levels**

No data available

#### **Interactive effects**

Eye ailments. Skin disorders. Liver and kidney disorders. Individuals with respiratory disease, including but not limited to asthma and bronchitis, or subject to eye irritation, should not be exposed to quartz dust.

#### **Data limitations**

No data available

Substances	CAS Number	Skin corrosion/irritation
Ulexite	1319-33-1	Non-irritating to the skin (Rabbit) (similar substances)
Ethylene glycol	107-21-1	Non-irritating to the skin (Rabbit)
Crystalline silica, quartz	14808-60-7	Non-irritating to the skin

Substances	CAS Number	Serious eye damage/irritation
Ulexite	1319-33-1	Causes moderate eye irritation (Rabbit) (similar substances)
Ethylene glycol	107-21-1	Non-irritating to the eye (Rabbit)
Crystalline silica, quartz	14808-60-7	Mechanical irritation of the eyes is possible. No information available

Substances	CAS Number	Skin Sensitization
Ulexite	1319-33-1	Did not cause sensitization on laboratory animals (guinea pig) (similar substances)
Ethylene glycol	107-21-1	Did not cause sensitization on laboratory animals (guinea pig) Patch test on human volunteers did not demonstrate sensitization properties
Crystalline silica, quartz	14808-60-7	No information available.

Substances	CAS Number	Respiratory Sensitization
Ulexite	1319-33-1	No information available
Ethylene glycol	107-21-1	No information available
Crystalline silica, quartz	14808-60-7	No information available

Substances	CAS Number	Mutagenic Effects
Ulexite	1319-33-1	In vitro tests did not show mutagenic effects (similar substances)
Ethylene glycol	107-21-1	In vitro tests did not show mutagenic effects. In vivo tests did not show mutagenic effects.
Crystalline silica, quartz	14808-60-7	Not regarded as mutagenic.

Substances	CAS Number	Carcinogenic Effects
Ulexite	1319-33-1	Did not show carcinogenic effects in animal experiments (similar substances)
Ethylene glycol	107-21-1	Did not show carcinogenic effects in animal experiments
Crystalline silica, quartz	14808-60-7	Contains crystalline silica which may cause silicosis, a delayed and progressive lung disease. The IARC and NTP have determined there is sufficient evidence in humans of the carcinogenicity of crystalline silica with repeated respiratory exposure. Based on available scientific evidence, this



		substance is a threshold carcinogen with a mode of action involving indirect genotoxicity secondary to lung injury.
--	--	---

Substances	CAS Number	Reproductive toxicity
Ulexite	1319-33-1	Experiments have shown reproductive toxicity effects on laboratory animals (similar substances)
Ethylene glycol	107-21-1	Fetotoxic and teratogenic effects observed in experimental animals at concentrations that did not produce maternal toxicity.
Crystalline silica, quartz	14808-60-7	No information available

Substances	CAS Number	STOT - single exposure
Ulexite	1319-33-1	None under normal use conditions
Ethylene glycol	107-21-1	No significant toxicity observed in animal studies at concentration requiring classification.
Crystalline silica, quartz	14808-60-7	No significant toxicity observed in animal studies at concentration requiring classification.

Substances	CAS Number	STOT - repeated exposure
Ulexite	1319-33-1	None under normal use conditions
Ethylene glycol	107-21-1	Causes damage to organs through prolonged or repeated exposure: (Kidney)
Crystalline silica, quartz	14808-60-7	Causes damage to organs through prolonged or repeated exposure if inhaled: (Lungs)

Substances	CAS Number	Aspiration hazard
Ulexite	1319-33-1	Not applicable
Ethylene glycol	107-21-1	No information available
Crystalline silica, quartz	14808-60-7	Not applicable

## 12. Ecological Information

### Ecotoxicity

#### Product Ecotoxicity Data

No data available

#### Substance Ecotoxicity Data

Substances	CAS Number	Toxicity to Algae	Toxicity to Fish	Toxicity to Microorganisms	Toxicity to Invertebrates
Ulexite	1319-33-1	EC50 (72h) 1398.64 mg/L (Skeletonema costatum)	LC50 (96h) > 320 mg/L (Scophthalmus maximus) LC50 (96h) > 1100 mg/L (Oncorhynchus mykiss) LC50 (96h) > 1021 mg/L (Lepomis macrochirus) LD50 (28d) 65 mg/L (Oncorhynchus mykiss)	No information available	EC50 (48h) 7341.67 mg/L (Acartia tonsa) EC50 (48h) 133 mg/L (Daphnia magna)
Ethylene glycol	107-21-1	EC50 6500 - 13000 mg/L (Pseudokirchneriella subcapitata) TGK (8d) > 10000 mg/L (Scenedesmus quadricauda)	LC50 41000 mg/L (Oncorhynchus mykiss) LC50 (96h) 72860 mg/L (Pimephales promelas) NOEC (7d) 15380 mg/L (mortality) (Pimephales promelas)	TTC (16h) > 10000 mg/L (Pseudomonas putida) EC20 (30 m) > 1995 mg/L (activated sludge, domestic) (similar substance)	EC50 46300 mg/L (Daphnia magna) EC50 (48h) >100 mg/L (Daphnia magna) NOEC (7d) 8590 mg/L (reproduction) (Ceriodaphnia dubia)
Crystalline silica, quartz	14808-60-7	EC50 (72 h) =440 mg/L (Selenastrum capricornutum)	LL0 (96 h) =10000 mg/L (Danio rerio)	No information available	LL50 (24 h) >10000 mg/L (Daphnia magna)

### 12.2. Persistence and degradability

Substances	CAS Number	Persistence and Degradability
Ulexite	1319-33-1	The methods for determining biodegradability are not applicable to inorganic substances.
Ethylene glycol	107-21-1	Readily biodegradable (100% @ 10d)
Crystalline silica, quartz	14808-60-7	The methods for determining biodegradability are not applicable to inorganic substances.

### 12.3. Bioaccumulative potential

Substances	CAS Number	Log Pow
------------	------------	---------

Ulexite	1319-33-1	0.175
Ethylene glycol	107-21-1	-1.36
Crystalline silica, quartz	14808-60-7	No information available

#### 12.4. Mobility in soil

Substances	CAS Number	Mobility
Ulexite	1319-33-1	No information available
Ethylene glycol	107-21-1	No information available
Crystalline silica, quartz	14808-60-7	No information available

#### 12.6. Other adverse effects

##### Endocrine Disruptor Information

This product does not contain any known or suspected endocrine disruptors

### 13. Disposal Considerations

#### Safe handling and disposal methods

Disposal should be made in accordance with federal, state, and local regulations.

#### Disposal of any contaminated packaging

Follow all applicable national or local regulations.

#### Environmental regulations

Not applicable

### 14. Transport Information

#### Transportation Information

##### Australia ADG

UN Number	Not restricted
UN proper shipping name:	Not restricted
Transport Hazard Class(es):	Not applicable
Packing Group:	Not applicable
Environmental Hazards:	Not applicable

##### IMDG/IMO

UN Number	Not restricted
UN proper shipping name:	Not restricted
Transport Hazard Class(es):	Not applicable
Packing Group:	Not applicable
Environmental Hazards:	Not applicable

##### IATA/ICAO

UN Number	Not restricted
UN proper shipping name:	Not restricted
Transport Hazard Class(es):	Not applicable
Packing Group:	Not applicable
Environmental Hazards:	Not applicable

#### Special precautions during transport

None

#### HazChem Code

None Allocated

### 15. Regulatory Information

#### Safety, health and environmental regulations specific for the product

**International Inventories****Australian AICS Inventory**

All components are listed on the AICS or are subject to a relevant exemption, permit, or assessment certificate.

**New Zealand Inventory of Chemicals**

All components are listed on the NZIoC or are subject to a relevant exemption, permit, or assessment certificate.

**EINECS (European Inventory of Existing Chemical Substances)**

This product, and all its components, complies with EINECS

**US TSCA Inventory**

All components listed on inventory or are exempt.

**Canadian Domestic Substances List (DSL)**

All components listed on inventory or are exempt.

**Poisons Schedule number**

None Allocated

**International Agreements****Montreal Protocol - Ozone Depleting Substances:**

Does not apply

**Stokholm Convention - Persistent Organic Pollutants:**

Does not apply

**Rotterdam Convention - Prior Informed Consent:**

Does not apply

**Basel Convention - Hazardous Waste:**

Does not apply

## 16. Other information

**Date of preparation or review**

**Revision Date:** 05-Jul-2016

**Revision Note**

SDS sections updated: 2

**Full text of H-Statements referred to under sections 2 and 3**

H302 - Harmful if swallowed

H319 - Causes serious eye irritation

H351 - Suspected of causing cancer if inhaled

H360 - May damage fertility or the unborn child

H372 - Causes damage to organs through prolonged or repeated exposure if swallowed

H372 - Causes damage to organs through prolonged or repeated exposure if inhaled

**Additional information**

For additional information on the use of this product, contact your local Halliburton representative.

For questions about the Safety Data Sheet for this or other Halliburton products, contact Chemical Stewardship at 1-580-251-4335.

**Key abbreviations or acronyms used**

bw – body weight

CAS – Chemical Abstracts Service

EC50 – Effective Concentration 50%

LC50 – Lethal Concentration 50%

LD50 – Lethal Dose 50%

LL50 – Lethal Loading 50%

mg/kg – milligram/kilogram

mg/L – milligram/liter

NOEC – No Observed Effect Concentration

OEL – Occupational Exposure Limit

PBT – Persistent Bioaccumulative and Toxic

ppm – parts per million

STEL – Short Term Exposure Limit

TWA – Time-Weighted Average

vPvB – very Persistent and very Bioaccumulative

h - hour

mg/m<sup>3</sup> - milligram/cubic meter

mm - millimeter

mmHg - millimeter mercury  
w/w - weight/weight  
d - day

**Key literature references and sources for data**

[www.ChemADVISOR.com/](http://www.ChemADVISOR.com/)  
OSHA  
ECHA C&L

**Disclaimer Statement**

This information is furnished without warranty, expressed or implied, as to accuracy or completeness. The information is obtained from various sources including the manufacturer and other third party sources. The information may not be valid under all conditions nor if this material is used in combination with other materials or in any process. Final determination of suitability of any material is the sole responsibility of the user.

**End of Safety Data Sheet**

**SAFETY DATA SHEET****DCA-21003**

Revision Date: 30-Sep-2015

Revision Number: 9

**1. Product Identifier & Identity for the Chemical**

**Statement of Hazardous Nature** Non-Hazardous according to the criteria of the 3rd Revised Edition of the Globally Harmonised System of Classification and Labelling of Chemicals (GHS), Non-Dangerous Goods according to the criteria of ADG.

**1.1. Product Identifier**

**Product Name** DCA-21003

**Other means of Identification**

**Synonyms:** None  
**Product Code:** HM007806

**Recommended use of the chemical and restrictions on use**

**Recommended Use** Fluid Loss Additive

**Uses Advised Against** No information available

**Supplier's name, address and phone number**

**Manufacturer/Supplier** Halliburton/Baroid Australia Pty. Ltd.  
15 Marriott Road  
Jandakot  
WA 6164  
Australia

ACN Number: 009 000 775  
Telephone Number: 61 (08) 9455 8300  
Fax Number: 61 (08) 9455 5300

**Product Emergency Telephone**

Australia: + 61 1 800 686 951  
Papua New Guinea: + 61 1 800 686 951  
NewZealand: +64 800 451719

**Fire, Police & Ambulance - Emergency Telephone**

Australia: 000  
Papua New Guinea: 000  
New Zealand: 111

**E-Mail address:** fdunexchem@halliburton.com

**Emergency phone number**

+ 61 1 800 686 951

**Australian Poisons Information Centre**

24 Hour Service: - 13 11 26  
Police or Fire Brigade: - 000 (exchange): - 1100

**2. Hazard Identification**

**Statement of Hazardous Nature** Non-Hazardous according to the criteria of the 3rd Revised Edition of the Globally Harmonised System of Classification and Labelling of Chemicals (GHS), Non-Dangerous

Goods according to the criteria of ADG.

**Classification of the hazardous chemical**

Not classified

**Label elements, including precautionary statements**
**Hazard Pictograms**

**Signal Word** Not Hazardous

**Hazard Statements** Not Classified

**Precautionary Statements**

**Prevention** None

**Response** None

**Storage** None

**Disposal** None

**Contains Substances**

Contains no hazardous substances in concentrations above cut-off values according to the competent authority

**CAS Number**

NA

**Other hazards which do not result in classification**

None known

**Australia Classification**

*For the full text of the H-phrases mentioned in this Section, see Section 16*

**Classification** Not Classified

**Risk Phrases** None

### 3. Composition/information on Ingredients

Substances	CAS Number	PERCENT (w/w)	GHS Classification - Australia
Contains no hazardous substances in concentrations above cut-off values according to the competent authority	NA	60 - 100%	Not Applicable

### 4. First aid measures

**Description of necessary first aid measures**

**Inhalation** If inhaled, remove from area to fresh air. Get medical attention if respiratory irritation develops or if breathing becomes difficult.

**Eyes** Immediately flush eyes with large amounts of water for at least 15 minutes. Get immediate medical attention.

**Skin** Wash with soap and water. Get medical attention if irritation persists.

**Ingestion** If swallowed, induce vomiting immediately by giving two glasses of water and sticking fingers down throat; never give anything to an unconscious person. Get medical attention.

**Symptoms caused by exposure**

No significant hazards expected.

**Medical Attention and Special Treatment****Notes to Physician**

Treat symptomatically

**5. Fire Fighting Measures****Suitable extinguishing equipment****Suitable Extinguishing Media**

Water fog, carbon dioxide, foam, dry chemical.

**Extinguishing media which must not be used for safety reasons**

None known.

**Specific hazards arising from the chemical****Special Exposure Hazards**

Decomposition in fire may produce harmful gases. Organic dust in the presence of an ignition source can be explosive in high concentrations. Good housekeeping practices are required to minimize this potential.

**Special protective equipment and precautions for fire fighters****Special Protective Equipment for Fire-Fighters**

Full protective clothing and approved self-contained breathing apparatus required for fire fighting personnel.

**6. Accidental release measures****6.1. Personal precautions, protective equipment and emergency procedures**

Use appropriate protective equipment. Spills of this product are very slippery.

**6.2. Environmental precautions**

Prevent from entering sewers, waterways, or low areas.

**6.3. Methods and material for containment and cleaning up**

Scoop up and remove.

**7. Handling and storage****7.1. Precautions for Safe Handling****Handling Precautions**

Avoid contact with eyes, skin, or clothing. Avoid creating or inhaling dust. Avoid dust accumulations.

**Hygiene Measures**

Handle in accordance with good industrial hygiene and safety practice.

**7.2. Conditions for safe storage, including any incompatibilities****Storage Information**

Use good housekeeping in storage and work areas to prevent accumulation of dust. Close container when not in use. Store between 40.5 F (4.7 C) and 120.5 F (49 C). Store away from oxidizers. Store in a cool, dry location. Product has a shelf life of 24 months.

**Other Guidelines**

No information available

**8. Exposure Controls/Personal Protection****Control parameters - exposure standards, biological monitoring****Exposure Limits**

Substances	CAS Number	Australia NOHSC	ACGIH TLV-TWA
Contains no hazardous substances in concentrations above cut-off values according to the competent authority	NA	Not applicable	Not applicable

**Appropriate engineering controls**

**Engineering Controls** Use in a well ventilated area.

**Personal protective equipment (PPE)**

**Respiratory Protection** If engineering controls and work practices cannot keep exposure below occupational exposure limits or if exposure is unknown, wear a NIOSH certified, European Standard EN 149, AS/NZS 1715:2009, or equivalent respirator when using this product. Selection of and instruction on using all personal protective equipment, including respirators, should be performed by an Industrial Hygienist or other qualified professional.  
Dust/mist respirator. (N95, P2/P3)

**Hand Protection** Normal work gloves.

**Skin Protection** Normal work coveralls.

**Eye Protection** Wear safety glasses or goggles to protect against exposure.

**Other Precautions** None known.

**Environmental Exposure Controls** No information available

## 9. Physical and Chemical Properties

### 9.1. Information on basic physical and chemical properties

**Physical State:** Powder

**Color:** White to off white

**Odor:** Sweet

**Odor Threshold:** No information available

Property

Values

Remarks/ - Method

**pH:**

No data available

**Freezing Point/Range**

No data available

**Melting Point/Range**

No data available

**Boiling Point/Range**

No data available

**Flash Point**

No data available

**Evaporation rate**

No data available

**Vapor Pressure**

No data available

**Vapor Density**

No data available

**Specific Gravity**

1.24

**Water Solubility**

Insoluble in water

**Solubility in other solvents**

No data available

**Partition coefficient: n-octanol/water**

No data available

**Autoignition Temperature**

388 °C / 730 °F

**Decomposition Temperature**

No data available

**Viscosity**

No data available

**Explosive Properties**

No information available

**Oxidizing Properties**

No information available

### 9.2. Other information

**VOC Content (%)**

No data available

## 10. Stability and Reactivity

### 10.1. Reactivity

Not expected to be reactive.

### 10.2. Chemical Stability

Stable

### 10.3. Possibility of Hazardous Reactions

Will Not Occur

### 10.4. Conditions to Avoid

Temperature over 440 F (240 C).

### 10.5. Incompatible Materials

Strong oxidizers. Strong alkalis.

### 10.6. Hazardous Decomposition Products

Toxic fumes. Aldehydes. Carbon monoxide and carbon dioxide.

## 11. Toxicological Information



**Information on routes of exposure****Principle Route of Exposure** Eye or skin contact, inhalation.**Symptoms related to exposure****Most Important Symptoms/Effects**

No significant hazards expected.

**Numerical measures of toxicity****LD50 Oral:** > 5000 mg/kg; (Rat)**LD50 Dermal:** > 2000 mg/kg; (Rabbit)**Toxicology data for the components**

Substances	CAS Number	LD50 Oral	LD50 Dermal	LC50 Inhalation
Contains no hazardous substances in concentrations above cut-off values according to the competent authority	NA	No data available	No data available	No data available

**Immediate, delayed and chronic health effects from exposure****Inhalation** May cause mild respiratory irritation.**Eye Contact** May cause mild eye irritation.**Skin Contact** Prolonged or repeated contact may cause slight skin irritation.**Ingestion** Irritation of the mouth, throat, and stomach. Large doses may cause nausea, vomiting and diarrhea.**Chronic Effects/Carcinogenicity** No data available to indicate product or components present at greater than 0.1% are chronic health hazards.**Exposure Levels**

No data available

**Interactive effects**

None known.

**Data limitations**

No data available

## 12. Ecological Information

**Ecotoxicity****Product Ecotoxicity Data**

No data available

**Substance Ecotoxicity Data**

Substances	CAS Number	Toxicity to Algae	Toxicity to Fish	Toxicity to Microorganisms	Toxicity to Invertebrates
Contains no hazardous substances	NA	No information available	No information available	No information available	No information available

in concentrations above cut-off values according to the competent authority					
---	--	--	--	--	--

**12.2. Persistence and degradability**

Substances	CAS Number	Persistence and Degradability
Contains no hazardous substances in concentrations above cut-off values according to the competent authority	NA	No information available

**12.3. Bioaccumulative potential**

Does not bioaccumulate

Substances	CAS Number	Log Pow
Contains no hazardous substances in concentrations above cut-off values according to the competent authority	NA	No information available

**12.4. Mobility in soil**

Substances	CAS Number	Mobility
Contains no hazardous substances in concentrations above cut-off values according to the competent authority	NA	No information available

**12.6. Other adverse effects****Endocrine Disruptor Information**

This product does not contain any known or suspected endocrine disruptors

<b>13. Disposal Considerations</b>
------------------------------------

**Safe handling and disposal methods**

Bury in a licensed landfill according to federal, state, and local regulations.

**Disposal of any contaminated packaging**

Follow all applicable national or local regulations.

**Environmental regulations**

Not applicable

<b>14. Transport Information</b>
----------------------------------

**Transportation Information**

<b>UN Number:</b>	Not restricted
<b>UN Proper Shipping Name:</b>	Not restricted
<b>Transport Hazard Class(es):</b>	Not applicable
<b>Packing Group:</b>	Not applicable
<b>Environmental Hazards:</b>	Not applicable

**Special precautions during transport**

None

**HazChem Code**

None Allocated

<b>15. Regulatory Information</b>
-----------------------------------

**Safety, health and environmental regulations specific for the product**

**International Inventories****Australian AICS Inventory**

All components listed on inventory or are exempt.

**New Zealand Inventory of Chemicals**

All components listed on inventory or are exempt.

**EINECS Inventory**

This product, and all its components, complies with EINECS

**US TSCA Inventory**

All components listed on inventory or are exempt.

**Canadian DSL Inventory**

All components listed on inventory or are exempt.

**Poisons Schedule number**

None Allocated

**16. Other information****Date of preparation or review****Revision Date:**

30-Sep-2015

**Revision Note**

SDS sections updated: 2

**Full text of R-phrases referred to under Sections 2 and 3**

None

**Full text of H-Statements referred to under sections 2 and 3**

None

**Additional information**

For additional information on the use of this product, contact your local Halliburton representative.

For questions about the Safety Data Sheet for this or other Halliburton products, contact Chemical Stewardship at 1-580-251-4335.

**Key abbreviations or acronyms used**

bw – body weight CAS – Chemical Abstracts Service EC50 – Effective Concentration 50% LC50 – Lethal Concentration 50% LD50 – Lethal Dose 50% LL50 – Lethal Loading 50% mg/kg – milligram/kilogram mg/L – milligram/liter NOEC – No Observed Effect Concentration OEL – Occupational Exposure Limit PBT – Persistent Bioaccumulative and Toxic ppm – parts per million STEL – Short Term Exposure Limit TWA – Time-Weighted Average vPvB – very Persistent and very Bioaccumulative h - hour mg/m<sup>3</sup> - milligram/cubic meter mm - millimeter mmHg - millimeter mercury w/w - weight/weight d - day

**Key literature references and sources for data**[www.ChemADVISOR.com/](http://www.ChemADVISOR.com/)**Disclaimer Statement**

This information is furnished without warranty, expressed or implied, as to accuracy or completeness. The information is obtained from various sources including the manufacturer and other third party sources. The information may not be valid under all conditions nor if this material is used in combination with other materials or in any process. Final determination of suitability of any material is the sole responsibility of the user.

**End of Safety Data Sheet**

**SAFETY DATA SHEET****DCA-2120875**

Revision Date: 25-Jun-2015

Revision Number: 3

**1. Product Identifier & Identity for the Chemical**

**Statement of Hazardous Nature** Non-Hazardous according to the criteria of the 3rd Revised Edition of the Globally Harmonised System of Classification and Labelling of Chemicals (GHS), Non-Dangerous Goods according to the criteria of ADG.

**1.1. Product Identifier**

**Product Name** DCA-2120875

**Other means of Identification**

**Synonyms:** None  
**Product Code:** HM008041

**Recommended use of the chemical and restrictions on use**

**Recommended Use** Diverter  
**Uses Advised Against** No information available

**Supplier's name, address and phone number**

**Manufacturer/Supplier** Halliburton/Baroid Australia Pty. Ltd.  
15 Marriott Road  
Jandakot  
WA 6164  
Australia

ACN Number: 009 000 775  
Telephone Number: 61 (08) 9455 8300  
Fax Number: 61 (08) 9455 5300

**Product Emergency Telephone**

Australia: + 61 1 800 686 951  
Papua New Guinea: + 61 1 800 686 951  
NewZealand: +64 800 451719

**Fire, Police & Ambulance - Emergency Telephone**

Australia: 000  
Papua New Guinea: 000  
New Zealand: 111

**E-Mail address:** fdunexchem@halliburton.com

**Emergency phone number**

+ 61 1 800 686 951

**Australian Poisons Information Centre**

24 Hour Service: - 13 11 26  
Police or Fire Brigade: - 000 (exchange): - 1100

**2. Hazard Identification**

**Statement of Hazardous Nature** Non-Hazardous according to the criteria of the 3rd Revised Edition of the Globally Harmonised System of Classification and Labelling of Chemicals (GHS), Non-Dangerous Goods according to the criteria of ADG.

**Classification of the hazardous chemical**

Not classified

**Label elements, including precautionary statements****Hazard Pictograms****Signal Word** Not Hazardous**Hazard Statements** Not Classified**Precautionary Statements****Prevention** None**Response** None**Storage** None**Disposal** None**Contains Substances**

Contains no hazardous substances in concentrations above cut-off values according to the competent authority

**CAS Number**

NA

**Other hazards which do not result in classification**

None known

**Australia Classification***For the full text of the H-phrases mentioned in this Section, see Section 16***Classification** Not Classified**Risk Phrases** None**3. Composition/information on Ingredients**

Substances	CAS Number	PERCENT (w/w)	GHS Classification - Australia
Contains no hazardous substances in concentrations above cut-off values according to the competent authority	NA	60 - 100%	Not Applicable

**4. First aid measures****Description of necessary first aid measures****Inhalation** If inhaled, remove from area to fresh air. Get medical attention if respiratory irritation develops or if breathing becomes difficult.**Eyes** In case of contact, immediately flush eyes with plenty of water for at least 15 minutes and get medical attention if irritation persists.**Skin** Wash with soap and water. Get medical attention if irritation persists.**Ingestion** Do NOT induce vomiting. Give nothing by mouth. Obtain immediate medical attention.**Symptoms caused by exposure**

No significant hazards expected.

**Medical Attention and Special Treatment****Notes to Physician** Treat symptomatically

## 5. Fire Fighting Measures

### Suitable extinguishing equipment

#### **Suitable Extinguishing Media**

Water fog, carbon dioxide, foam, dry chemical.

#### **Extinguishing media which must not be used for safety reasons**

None known.

### Specific hazards arising from the chemical

#### **Special Exposure Hazards**

Decomposition in fire may produce harmful gases.

### Special protective equipment and precautions for fire fighters

#### **Special Protective Equipment for Fire-Fighters**

Full protective clothing and approved self-contained breathing apparatus required for fire fighting personnel.

## 6. Accidental release measures

### 6.1. Personal precautions, protective equipment and emergency procedures

Use appropriate protective equipment. Slippery when wet.

### 6.2. Environmental precautions

Prevent from entering sewers, waterways, or low areas.

### 6.3. Methods and material for containment and cleaning up

Scoop up and remove.

## 7. Handling and storage

### 7.1. Precautions for Safe Handling

#### **Handling Precautions**

Avoid contact with eyes, skin, or clothing. Avoid creating or inhaling dust. Avoid dust accumulations.

#### **Hygiene Measures**

Handle in accordance with good industrial hygiene and safety practice.

### 7.2. Conditions for safe storage, including any incompatibilities

#### **Storage Information**

Use good housekeeping in storage and work areas to prevent accumulation of dust. Close container when not in use. Store between 40.5 F (4.7 C) and 120.5 F (49 C). Store away from oxidizers. Store in a cool, dry location. Product has a shelf life of 12 months.

#### **Other Guidelines**

No information available

## 8. Exposure Controls/Personal Protection

### Control parameters - exposure standards, biological monitoring

#### **Exposure Limits**

Substances	CAS Number	Australia NOHSC	ACGIH TLV-TWA
Contains no hazardous substances in concentrations above cut-off values according to the competent authority	NA	Not applicable	Not applicable

### Appropriate engineering controls

#### **Engineering Controls**

Use in a well ventilated area.

### Personal protective equipment (PPE)

#### **Respiratory Protection**

Not normally needed. But if significant exposures are possible then the following respirator

	is recommended:
<b>Hand Protection</b>	Dust/mist respirator. (N95, P2/P3)
<b>Skin Protection</b>	Normal work gloves.
<b>Eye Protection</b>	Normal work coveralls.
<b>Other Precautions</b>	Wear safety glasses or goggles to protect against exposure.
<b>Environmental Exposure Controls</b>	None known.
	No information available

## 9. Physical and Chemical Properties

### 9.1. Information on basic physical and chemical properties

<b>Physical State:</b>	Beads	<b>Color:</b>	Green
<b>Odor:</b>	Odorless - Acidic	<b>Odor Threshold:</b>	No information available

<u>Property</u>	<u>Values</u>
Remarks/ - Method	
<b>pH:</b>	6-8
<b>Freezing Point/Range</b>	150-230 °C
<b>Melting Point/Range</b>	No data available
<b>Boiling Point/Range</b>	No data available
<b>Flash Point</b>	No data available
<b>Evaporation rate</b>	No data available
<b>Vapor Pressure</b>	No data available
<b>Vapor Density</b>	No data available
<b>Specific Gravity</b>	1.16 - 1.20
<b>Water Solubility</b>	Insoluble in water
<b>Solubility in other solvents</b>	No data available
<b>Partition coefficient: n-octanol/water</b>	No data available
<b>Autoignition Temperature</b>	300 °C / 572 °F
<b>Decomposition Temperature</b>	No data available
<b>Viscosity</b>	No data available
<b>Explosive Properties</b>	No information available
<b>Oxidizing Properties</b>	No information available

### 9.2. Other information

<b>VOC Content (%)</b>	No data available
------------------------	-------------------

## 10. Stability and Reactivity

### 10.1. Reactivity

Not expected to be reactive.

### 10.2. Chemical Stability

Stable

### 10.3. Possibility of Hazardous Reactions

Will Not Occur

### 10.4. Conditions to Avoid

Temperature over 440 F (240 C).

### 10.5. Incompatible Materials

Strong oxidizers. Strong alkalis.

### 10.6. Hazardous Decomposition Products

Toxic fumes. Aldehydes. Carbon monoxide and carbon dioxide.

## 11. Toxicological Information

### Information on routes of exposure

<b>Principle Route of Exposure</b>	Eye or skin contact, inhalation.
------------------------------------	----------------------------------

### Symptoms related to exposure

### Most Important Symptoms/Effects

No significant hazards expected.

**Numerical measures of toxicity**

**LD50 Oral:** No information available.  
**LD50 Dermal:** No information available.

**Toxicology data for the components**

Substances	CAS Number	LD50 Oral	LD50 Dermal	LC50 Inhalation
Contains no hazardous substances in concentrations above cut-off values according to the competent authority	NA	No data available	No data available	No data available

**Immediate, delayed and chronic health effects from exposure**

**Inhalation** None known.  
**Eye Contact** None known.  
**Skin Contact** None known.  
**Ingestion** May cause abdominal pain, vomiting, nausea, and diarrhea.

**Chronic Effects/Carcinogenicity** No data available to indicate product or components present at greater than 0.1% are chronic health hazards.

**Exposure Levels**

No data available

**Interactive effects**

None known.

**Data limitations**

No data available

## 12. Ecological Information

**Ecotoxicity****Product Ecotoxicity Data**

No data available

**Substance Ecotoxicity Data**

Substances	CAS Number	Toxicity to Algae	Toxicity to Fish	Toxicity to Microorganisms	Toxicity to Invertebrates
Contains no hazardous substances in concentrations above cut-off values according to the competent authority	NA	No information available	No information available	No information available	No information available

**12.2. Persistence and degradability**

Expected to be biodegradable

Substances	CAS Number	Persistence and Degradability
------------	------------	-------------------------------



Contains no hazardous substances in concentrations above cut-off values according to the competent authority	NA	No information available
--	----	--------------------------

**12.3. Bioaccumulative potential**

Does not bioaccumulate

Substances	CAS Number	Log Pow
Contains no hazardous substances in concentrations above cut-off values according to the competent authority	NA	No information available

**12.4. Mobility in soil**

Substances	CAS Number	Mobility
Contains no hazardous substances in concentrations above cut-off values according to the competent authority	NA	No information available

**12.6. Other adverse effects****Endocrine Disruptor Information**

This product does not contain any known or suspected endocrine disruptors

<b>13. Disposal Considerations</b>
------------------------------------

**Safe handling and disposal methods**

Bury in a licensed landfill according to federal, state, and local regulations.

**Disposal of any contaminated packaging**

Follow all applicable national or local regulations.

**Environmental regulations**

Not applicable

<b>14. Transport Information</b>
----------------------------------

**Transportation Information**

<b>UN Number:</b>	Not restricted
<b>UN Proper Shipping Name:</b>	Not restricted
<b>Transport Hazard Class(es):</b>	Not applicable
<b>Packing Group:</b>	Not applicable
<b>Environmental Hazards:</b>	Not applicable

**Special precautions during transport**

None

**HazChem Code**

None Allocated

<b>15. Regulatory Information</b>
-----------------------------------

**Safety, health and environmental regulations specific for the product****International Inventories**

**Australian AICS Inventory**  
**New Zealand Inventory of Chemicals**

All components listed on inventory or are exempt.  
 All components listed on inventory or are exempt.

**EINECS Inventory**

This product, and all its components, complies with EINECS

**US TSCA Inventory**

All components listed on inventory or are exempt.

**Canadian DSL Inventory**

All components listed on inventory or are exempt.

**Poisons Schedule number**

---

None Allocated

<b>16. Other information</b>
------------------------------

**Date of preparation or review****Revision Date:** 25-Jun-2015**Revision Note**

SDS sections updated: 2

**Full text of R-phrases referred to under Sections 2 and 3**

None

**Full text of H-Statements referred to under sections 2 and 3**

None

**Additional information**

For additional information on the use of this product, contact your local Halliburton representative.

For questions about the Safety Data Sheet for this or other Halliburton products, contact Chemical Stewardship at 1-580-251-4335.

**Key abbreviations or acronyms used**

bw – body weight  
CAS – Chemical Abstracts Service  
EC50 – Effective Concentration 50%  
LC50 – Lethal Concentration 50%  
LD50 – Lethal Dose 50%  
LL50 – Lethal Loading 50%  
mg/kg – milligram/kilogram  
mg/L – milligram/liter  
NOEC – No Observed Effect Concentration  
OEL – Occupational Exposure Limit  
PBT – Persistent Bioaccumulative and Toxic  
ppm – parts per million  
STEL – Short Term Exposure Limit  
TWA – Time-Weighted Average  
vPvB – very Persistent and very Bioaccumulative  
h - hour  
mg/m<sup>3</sup> - milligram/cubic meter  
mm - millimeter  
mmHg - millimeter mercury  
w/w - weight/weight  
d - day

**Key literature references and sources for data**[www.ChemADVISOR.com/](http://www.ChemADVISOR.com/)**Disclaimer Statement**

This information is furnished without warranty, expressed or implied, as to accuracy or completeness. The information is obtained from various sources including the manufacturer and other third party sources. The information may not be valid under all conditions nor if this material is used in combination with other materials or in any process. Final determination of suitability of any material is the sole responsibility of the user.

**End of Safety Data Sheet**

**SAFETY DATA SHEET****DCA-23001**

Revision Date: 30-Sep-2015

Revision Number: 10

**1. Product Identifier & Identity for the Chemical**

**Statement of Hazardous Nature** Non-Hazardous according to the criteria of the 3rd Revised Edition of the Globally Harmonised System of Classification and Labelling of Chemicals (GHS), Non-Dangerous Goods according to the criteria of ADG.

**1.1. Product Identifier**

**Product Name** DCA-23001

**Other means of Identification**

**Synonyms:** None  
**Product Code:** HM007701

**Recommended use of the chemical and restrictions on use**

**Recommended Use** Friction Reducer  
**Uses Advised Against** No information available

**Supplier's name, address and phone number**

**Manufacturer/Supplier** Halliburton Australia Pty. Ltd.  
15 Marriott Road  
Jandakot  
WA 6164  
Australia  
  
ACN Number: 009 000 775  
Telephone Number: + 61 1 800 686 951  
Fax Number: 61 (08) 9455 5300  
**E-Mail address:** fdunexchem@halliburton.com

**Emergency phone number**

+ 61 1 800 686 951

**Australian Poisons Information Centre**

24 Hour Service: - 13 11 26  
Police or Fire Brigade: - 000 (exchange): - 1100

**2. Hazard Identification**

**Statement of Hazardous Nature** Non-Hazardous according to the criteria of the 3rd Revised Edition of the Globally Harmonised System of Classification and Labelling of Chemicals (GHS), Non-Dangerous Goods according to the criteria of ADG.

**Classification of the hazardous chemical**

Not classified

**Label elements, including precautionary statements****Hazard Pictograms**

**Signal Word** Not Hazardous

**Hazard Statements** Not Classified

**Precautionary Statements**

**Prevention** None

**Response** None

**Storage** None

**Disposal** None

**Contains**

**Substances**

Contains no hazardous substances in concentrations above cut-off values according to the competent authority

**CAS Number**

NA

**Other hazards which do not result in classification**

This mixture contains no substance considered to be persistent, bioaccumulating nor toxic (PBT).

This mixture contains no substance considered to be very persistent nor very bioaccumulating (vPvB).

**Australia Classification**

*For the full text of the H-phrases mentioned in this Section, see Section 16*

**Classification** Not Classified

**Risk Phrases** None

### 3. Composition/information on Ingredients

Substances	CAS Number	PERCENT (w/w)	GHS Classification - Australia
Contains no hazardous substances in concentrations above cut-off values according to the competent authority	NA	60 - 100%	Not Applicable

### 4. First aid measures

**Description of necessary first aid measures**

**Inhalation** If inhaled, remove from area to fresh air. Get medical attention if respiratory irritation develops or if breathing becomes difficult.

**Eyes** Immediately flush eyes with large amounts of water for at least 15 minutes. Get immediate medical attention.

**Skin** Wash with soap and water. Get medical attention if irritation persists.

**Ingestion** Do NOT induce vomiting. Give nothing by mouth. Obtain immediate medical attention.

**Symptoms caused by exposure**

No significant hazards expected.

**Medical Attention and Special Treatment**

**Notes to Physician** Treat symptomatically

### 5. Fire Fighting Measures

**Suitable extinguishing equipment**

**Suitable Extinguishing Media**

All standard fire fighting media

**Extinguishing media which must not be used for safety reasons**

None known.

#### **Specific hazards arising from the chemical**

##### **Special Exposure Hazards**

Not applicable.

#### **Special protective equipment and precautions for fire fighters**

##### **Special Protective Equipment for Fire-Fighters**

Full protective clothing and approved self-contained breathing apparatus required for fire fighting personnel.

## **6. Accidental release measures**

### **6.1. Personal precautions, protective equipment and emergency procedures**

Use appropriate protective equipment. Avoid creating and breathing dust. Avoid contact with skin, eyes and clothing. Ensure adequate ventilation.

### **6.2. Environmental precautions**

Prevent from entering sewers, waterways, or low areas.

### **6.3. Methods and material for containment and cleaning up**

Scoop up and remove.

## **7. Handling and storage**

### **7.1. Precautions for Safe Handling**

#### **Handling Precautions**

Avoid contact with eyes, skin, or clothing. Avoid creating or inhaling dust. Ensure adequate ventilation. Ground and bond containers when transferring from one container to another. Slippery when wet. Wash hands after use. Launder contaminated clothing before reuse. Use appropriate protective equipment.

#### **Hygiene Measures**

Handle in accordance with good industrial hygiene and safety practice.

### **7.2. Conditions for safe storage, including any incompatibilities**

#### **Storage Information**

Store in a cool, dry location. Keep container closed when not in use. Keep from heat, sparks, and open flames. Product has a shelf life of 24 months.

#### **Other Guidelines**

No information available

## **8. Exposure Controls/Personal Protection**

### **Control parameters - exposure standards, biological monitoring**

#### **Exposure Limits**

<b>Substances</b>	<b>CAS Number</b>	<b>Australia NOHSC</b>	<b>ACGIH TLV-TWA</b>
Contains no hazardous substances in concentrations above cut-off values according to the competent authority	NA	Not applicable	Not applicable

### **Appropriate engineering controls**

#### **Engineering Controls**

Use in a well ventilated area.

### **Personal protective equipment (PPE)**

#### **Respiratory Protection**

If engineering controls and work practices cannot keep exposure below occupational exposure limits or if exposure is unknown, wear a NIOSH certified, European Standard EN 149, AS/NZS 1715:2009, or equivalent respirator when using this product. Selection of and instruction on using all personal protective equipment, including respirators, should be performed by an Industrial Hygienist or other qualified professional.

#### **Hand Protection**

Normal work gloves.

#### **Skin Protection**

Normal work coveralls.

<b>Eye Protection</b>	Wear safety glasses or goggles to protect against exposure.
<b>Other Precautions</b>	None known.
<b>Environmental Exposure Controls</b>	Do not allow material to contaminate ground water system

## 9. Physical and Chemical Properties

### 9.1. Information on basic physical and chemical properties

<b>Physical State:</b>	Powder	<b>Color:</b>	White
<b>Odor:</b>	Slight	<b>Odor Threshold:</b>	No information available

<u>Property</u>	<u>Values</u>
Remarks/ - Method	
<b>pH:</b>	9
<b>Freezing Point/Range</b>	No data available
<b>Melting Point/Range</b>	No data available
<b>Boiling Point/Range</b>	No data available
<b>Flash Point</b>	No data available
<b>Evaporation rate</b>	No data available
<b>Vapor Pressure</b>	No data available
<b>Vapor Density</b>	No data available
<b>Specific Gravity</b>	2
<b>Water Solubility</b>	Soluble in water
<b>Solubility in other solvents</b>	No data available
<b>Partition coefficient: n-octanol/water</b>	No data available
<b>Autoignition Temperature</b>	No data available
<b>Decomposition Temperature</b>	No data available
<b>Viscosity</b>	No data available
<b>Explosive Properties</b>	No information available
<b>Oxidizing Properties</b>	No information available

### 9.2. Other information

<b>VOC Content (%)</b>	No data available
------------------------	-------------------

## 10. Stability and Reactivity

### 10.1. Reactivity

Not expected to be reactive.

### 10.2. Chemical Stability

Stable

### 10.3. Possibility of Hazardous Reactions

Will Not Occur

### 10.4. Conditions to Avoid

None anticipated

### 10.5. Incompatible Materials

Strong oxidizers.

### 10.6. Hazardous Decomposition Products

Carbon monoxide and carbon dioxide. Ammonia.

## 11. Toxicological Information

### Information on routes of exposure

**Principle Route of Exposure** Eye or skin contact, inhalation.

### Symptoms related to exposure

### Most Important Symptoms/Effects

No significant hazards expected.

### Numerical measures of toxicity

### Toxicology data for the components

Substances	CAS Number	LD50 Oral	LD50 Dermal	LC50 Inhalation
Contains no hazardous substances in concentrations above cut-off values according to the competent authority	NA	No data available	No data available	No data available

**Immediate, delayed and chronic health effects from exposure**

<b>Inhalation</b>	May cause mild respiratory irritation.
<b>Eye Contact</b>	May cause mild eye irritation.
<b>Skin Contact</b>	May cause mild skin irritation.
<b>Ingestion</b>	Large doses may cause nausea, vomiting and diarrhea.

**Chronic Effects/Carcinogenicity** No data available to indicate product or components present at greater than 0.1% are chronic health hazards.

**Exposure Levels**

No data available

**Interactive effects**

Respiratory disorders. Skin disorders.

**Data limitations**

No data available

## 12. Ecological Information

**Ecotoxicity****Product Ecotoxicity Data**

No data available

**Substance Ecotoxicity Data**

Substances	CAS Number	Toxicity to Algae	Toxicity to Fish	Toxicity to Microorganisms	Toxicity to Invertebrates
Contains no hazardous substances in concentrations above cut-off values according to the competent authority	NA	No information available	No information available	No information available	No information available

**12.2. Persistence and degradability**

Substances	CAS Number	Persistence and Degradability
Contains no hazardous substances in concentrations above cut-off values according to the competent authority	NA	No information available

**12.3. Bioaccumulative potential**

Substances	CAS Number	Log Pow
Contains no hazardous substances in concentrations above cut-off values according to the competent authority	NA	No information available

**12.4. Mobility in soil**

Substances	CAS Number	Mobility
Contains no hazardous substances in concentrations above cut-off values according to the competent authority	NA	No information available

**12.6. Other adverse effects****Endocrine Disruptor Information**

This product does not contain any known or suspected endocrine disruptors

<b>13. Disposal Considerations</b>
------------------------------------

**Safe handling and disposal methods**

Bury in a licensed landfill according to federal, state, and local regulations.

**Disposal of any contaminated packaging**

Follow all applicable national or local regulations.

**Environmental regulations**

Not applicable

<b>14. Transport Information</b>
----------------------------------

**Transportation Information**

<b>UN Number:</b>	Not restricted
<b>UN Proper Shipping Name:</b>	Not restricted
<b>Transport Hazard Class(es):</b>	Not applicable
<b>Packing Group:</b>	Not applicable
<b>Environmental Hazards:</b>	Not applicable

**Special precautions during transport**

None

**HazChem Code**

None Allocated

<b>15. Regulatory Information</b>
-----------------------------------

**Safety, health and environmental regulations specific for the product****International Inventories**

<b>Australian AICS Inventory</b>	All components listed on inventory or are exempt.
<b>New Zealand Inventory of Chemicals</b>	All components listed on inventory or are exempt.
<b>EINECS Inventory</b>	This product, and all its components, complies with EINECS
<b>US TSCA Inventory</b>	All components listed on inventory or are exempt.
<b>Canadian DSL Inventory</b>	All components listed on inventory or are exempt.

**Poisons Schedule number**

None Allocated

<b>16. Other information</b>
------------------------------



---

**Date of preparation or review**

**Revision Date:** 30-Sep-2015

**Revision Note**

SDS sections updated: 2

**Full text of R-phrases referred to under Sections 2 and 3**

None

**Full text of H-Statements referred to under sections 2 and 3**

None

**Additional information**

For additional information on the use of this product, contact your local Halliburton representative.

For questions about the Safety Data Sheet for this or other Halliburton products, contact Chemical Stewardship at 1-580-251-4335.

**Key abbreviations or acronyms used**

bw – body weight CAS – Chemical Abstracts Service EC50 – Effective Concentration 50% LC50 – Lethal Concentration 50% LD50 – Lethal Dose 50% LL50 – Lethal Loading 50% mg/kg – milligram/kilogram mg/L – milligram/liter NOEC – No Observed Effect Concentration OEL – Occupational Exposure Limit PBT – Persistent Bioaccumulative and Toxic ppm – parts per million STEL – Short Term Exposure Limit TWA – Time-Weighted Average vPvB – very Persistent and very Bioaccumulative h - hour mg/m<sup>3</sup> - milligram/cubic meter mm - millimeter mmHg - millimeter mercury w/w - weight/weight d - day

**Key literature references and sources for data**

[www.ChemADVISOR.com/](http://www.ChemADVISOR.com/)

**Disclaimer Statement**

This information is furnished without warranty, expressed or implied, as to accuracy or completeness. The information is obtained from various sources including the manufacturer and other third party sources. The information may not be valid under all conditions nor if this material is used in combination with other materials or in any process. Final determination of suitability of any material is the sole responsibility of the user.

**End of Safety Data Sheet**

**SAFETY DATA SHEET****DCA-23003**

Revision Date: 31-Jul-2018

Revision Number: 8

**1. Product Identifier & Identity for the Chemical**

**Statement of Hazardous Nature** Non-Hazardous according to the criteria of the 3rd Revised Edition of the Globally Harmonised System of Classification and Labelling of Chemicals (GHS), Non-Dangerous Goods according to the criteria of ADG.

**1.1. Product Identifier**

**Product Name** DCA-23003

**Other means of Identification**

**Synonyms** None  
**Hazardous Material Number:** HM008080

**Recommended use of the chemical and restrictions on use**

**Recommended Use** Friction Reducer  
**Uses advised against** No information available

**Supplier's name, address and phone number**

**Manufacturer/Supplier** Halliburton Australia Pty. Ltd.  
15 Marriott Road, Jandakot, WA 6164  
Australia  
ACN Number: 009 000 775  
Telephone Number: + 61 1 800 686 951  
Fax Number: 61 (08) 9455 5300  
**E-mail Address** fdunexchem@halliburton.com

**Emergency phone number**

+ 61 1 800 686 951  
Global Incident Response Access Code: 334305  
Contract Number: 14012

**Australian Poisons Information Centre**

24 Hour Service: - 13 11 26  
Police or Fire Brigade: - 000 (exchange): - 1100

**2. Hazard Identification**

**Statement of Hazardous Nature** Non-Hazardous according to the criteria of the 3rd Revised Edition of the Globally Harmonised System of Classification and Labelling of Chemicals (GHS), Non-Dangerous Goods according to the criteria of ADG.

**Classification of the hazardous chemical**

Not classified

**Label elements, including precautionary statements****Hazard Pictograms**

**Signal Word** Not Hazardous

**Hazard Statements:** Not Classified

**Precautionary Statements**

<b>Prevention</b>	None
<b>Response</b>	None
<b>Storage</b>	None
<b>Disposal</b>	None

**Contains****Substances**

Hydrotreated light petroleum distillate  
 Ethoxylated branched C13 alcohol  
 Sodium diacetate

**CAS Number**

64742-47-8  
 78330-21-9  
 126-96-5

**Other hazards which do not result in classification**

This mixture contains no substance considered to be persistent, bioaccumulating nor toxic (PBT).

This mixture contains no substance considered to be very persistent nor very bioaccumulating (vPvB).

*For the full text of the H-phrases mentioned in this Section, see Section 16*

<b>3. Composition/information on Ingredients</b>
--

Substances	CAS Number	PERCENT (w/w)	GHS Classification - Australia
Hydrotreated light petroleum distillate	64742-47-8	10 - 30%	Asp. Tox. 1 (H304)
Ethoxylated branched C13 alcohol	78330-21-9	1 - 5%	Acute Tox. 4 (H302) Skin Irrit. 2 (H315) Eye Corr. 1 (H318) Aquatic Acute 2 (H401) Aquatic Chronic 3 (H412)
Sodium diacetate	126-96-5	1 - 5%	Eye Corr. 1 (H318)

<b>4. First aid measures</b>
------------------------------

**Description of necessary first aid measures****Inhalation**

If inhaled, move victim to fresh air and seek medical attention.

**Eyes**

In case of contact, immediately flush eyes with plenty of water for at least 15 minutes and get medical attention if irritation persists.

**Skin**

Wash with soap and water. Get medical attention if irritation persists. Remove contaminated clothing and laundry before reuse.

**Ingestion**

Do NOT induce vomiting. Give nothing by mouth. Obtain immediate medical attention.

**Symptoms caused by exposure**

No significant hazards expected.

**Medical Attention and Special Treatment****Notes to Physician**

Treat symptomatically

<b>5. Fire Fighting Measures</b>
----------------------------------

**Suitable extinguishing equipment****Suitable Extinguishing Media**

Water fog, carbon dioxide, foam, dry chemical.

**Extinguishing media which must not be used for safety reasons**

None known.

**Specific hazards arising from the chemical**

**Special exposure hazards in a fire**

Product is not expected to burn unless all the water is boiled away. Decomposition in fire may produce harmful gases. Use water spray to cool fire exposed surfaces.

**Special protective equipment and precautions for fire fighters****Special protective equipment for firefighters**

Full protective clothing and approved self-contained breathing apparatus required for fire fighting personnel.

## 6. Accidental release measures

**6.1. Personal precautions, protective equipment and emergency procedures**

Use appropriate protective equipment. Spills of this product are very slippery. Avoid contact with skin, eyes and clothing. Avoid breathing vapors. Ensure adequate ventilation.

**6.2. Environmental precautions**

Prevent from entering sewers, waterways, or low areas.

**6.3. Methods and material for containment and cleaning up**

Isolate spill and stop leak where safe. Contain spill with sand or other inert materials. Scoop up and remove. Do NOT spread spilled product with water.

## 7. Handling and storage

**7.1. Precautions for safe handling****Handling Precautions**

Use appropriate protective equipment. Avoid contact with eyes, skin, or clothing. Avoid breathing vapors. Avoid breathing mist. Ensure adequate ventilation. Wash hands after use. Launder contaminated clothing before reuse.

**Hygiene Measures**

Handle in accordance with good industrial hygiene and safety practice.

**7.2. Conditions for safe storage, including any incompatibilities****Storage Information**

Store away from oxidizers. Store in a cool well ventilated area. Keep container closed when not in use. Store at temperatures between 40 and 90 F (5 and 35 C). Keep from freezing. Product has a shelf life of 6 months.

**Other Guidelines**

No information available

## 8. Exposure Controls/Personal Protection

**Control parameters - exposure standards, biological monitoring****Exposure Limits**

Substances	CAS Number	Australia NOHSC	ACGIH TLV-TWA
Hydrotreated light petroleum distillate	64742-47-8	Not applicable	Not applicable
Ethoxylated branched C13 alcohol	78330-21-9	Not applicable	Not applicable
Sodium diacetate	126-96-5	Not applicable	Not applicable

**Appropriate engineering controls****Engineering Controls**

Use in a well ventilated area.

**Personal protective equipment (PPE)****Personal Protective Equipment**

If engineering controls and work practices cannot prevent excessive exposures, the selection and proper use of personal protective equipment should be determined by an industrial hygienist or other qualified professional based on the specific application of this product.

**Respiratory Protection**

Not normally needed. But if significant exposures are possible then the following respirator is recommended:

Organic vapor respirator with a dust/mist filter. (A2P2/P3)

**Hand Protection**

Impervious rubber gloves. Polyvinylchloride gloves.

**Skin Protection**

Normal work coveralls.

**Eye Protection**

Chemical goggles; also wear a face shield if splashing hazard exists.

**Other Precautions** None known.  
**Environmental Exposure Controls** No information available

## 9. Physical and Chemical Properties

### 9.1. Information on basic physical and chemical properties

**Physical State:** Liquid  
**Color** Off white  
**Odor:** Hydrocarbon  
**Odor Threshold:** No information available

<u>Property</u>	<u>Values</u>
<u>Remarks/ - Method</u>	
<b>pH:</b>	5 - 8
<b>Freezing Point / Range</b>	No data available
<b>Melting Point / Range</b>	< 5 °C / < 41 °F
<b>Boiling Point / Range</b>	> 100 °C / 212 °F
<b>Flash Point</b>	No data available
<b>Evaporation rate</b>	No data available
<b>Vapor Pressure</b>	17.25 mmHg
<b>Vapor Density</b>	No data available
<b>Specific Gravity</b>	1.0 - 1.1
<b>Water Solubility</b>	Miscible with water
<b>Solubility in other solvents</b>	No data available
<b>Partition coefficient: n-octanol/water</b>	No data available
<b>Autoignition Temperature</b>	No data available
<b>Decomposition Temperature</b>	No data available
<b>Viscosity</b>	> 20.5 mm <sup>2</sup> /s
<b>Explosive Properties</b>	No information available
<b>Oxidizing Properties</b>	No information available

### 9.2. Other information

**VOC Content (%)** No data available

## 10. Stability and Reactivity

### 10.1. Reactivity

Not expected to be reactive.

### 10.2. Chemical stability

Stable

### 10.3. Possibility of hazardous reactions

Will Not Occur

### 10.4. Conditions to avoid

Freezing conditions.

### 10.5. Incompatible materials

Strong oxidizers.

### 10.6. Hazardous decomposition products

Carbon monoxide and carbon dioxide. Oxides of nitrogen. Hydrogen cyanide.

## 11. Toxicological Information

### Information on routes of exposure

**Principle Route of Exposure** Eye or skin contact, inhalation.

### Symptoms related to exposure

### Most Important Symptoms/Effects

No significant hazards expected.

### Toxicology data for the components

Substances	CAS Number	LD50 Oral	LD50 Dermal	LC50 Inhalation
Hydrotreated light	64742-47-8	>5000 mg/kg-bw (rat) (similar)	>2000 mg/kg-bw (rabbit) (similar)	>5.2 mg/L (rat, 4 h, vapor)

petroleum distillate		substance)	substance)	(similar substance)
Ethoxylated branched C13 alcohol	78330-21-9	1600 mg/kg-bw (rat) (similar substance)	>2000 mg/kg-bw (rabbit) (similar substance)	>0.22 mg/L (rat, 4h, aerosol, saturated) (similar substance)
Sodium diacetate	126-96-5	5600 mg/kg (rat)	> 2000 mg/kg (rat)	No data available

**Immediate, delayed and chronic health effects from exposure****Inhalation**

If heated: May cause central nervous system depression including headache, dizziness, drowsiness, incoordination, slowed reaction time, slurred speech, giddiness and unconsciousness.

**Eye Contact**

In vitro tests indicate that the product is not an eye irritant.

**Skin Contact**

Prolonged or repeated contact may cause skin irritation.

**Ingestion**

May act as obstruction if swallowed. Aspiration can be a hazard if this material is swallowed.

**Chronic Effects/Carcinogenicity** No data available to indicate product or components present at greater than 0.1% are chronic health hazards.

**Exposure Levels**

No data available

**Interactive effects**

Eye ailments. Skin disorders.

**Data limitations**

No data available

Substances	CAS Number	Skin corrosion/irritation
Hydrotreated light petroleum distillate	64742-47-8	Non-irritating to the skin (similar substances)
Ethoxylated branched C13 alcohol	78330-21-9	Skin, rabbit: Causes moderate skin irritation. (similar substances)

Substances	CAS Number	Serious eye damage/irritation
Hydrotreated light petroleum distillate	64742-47-8	Non-irritating to rabbit's eye (similar substances)
Ethoxylated branched C13 alcohol	78330-21-9	Eye, rabbit: Causes severe eye irritation which may damage tissue. (similar substances)

Substances	CAS Number	Skin Sensitization
Hydrotreated light petroleum distillate	64742-47-8	Did not cause sensitization on laboratory animals (guinea pig) (similar substances)
Ethoxylated branched C13 alcohol	78330-21-9	Did not cause sensitization on laboratory animals (guinea pig) (similar substances)
Sodium diacetate	126-96-5	Not regarded as a sensitizer.

Substances	CAS Number	Respiratory Sensitization
Hydrotreated light petroleum distillate	64742-47-8	Based on available data, the classification criteria are not met.
Ethoxylated branched C13 alcohol	78330-21-9	Based on available data, the classification criteria are not met.
Sodium diacetate	126-96-5	No information available

Substances	CAS Number	Mutagenic Effects
Hydrotreated light petroleum distillate	64742-47-8	In vitro tests did not show mutagenic effects. In vivo tests did not show mutagenic effects. (similar substances)
Ethoxylated branched C13 alcohol	78330-21-9	In vitro tests did not show mutagenic effects. In vivo tests did not show mutagenic effects. (similar substances)

Substances	CAS Number	Carcinogenic Effects
Hydrotreated light petroleum distillate	64742-47-8	Did not show carcinogenic effects in animal experiments (similar substances)
Ethoxylated branched C13 alcohol	78330-21-9	Did not show carcinogenic effects in animal experiments (similar substances)

Substances	CAS Number	Reproductive toxicity
Hydrotreated light petroleum distillate	64742-47-8	Animal testing did not show any effects on fertility. Did not show teratogenic effects in animal experiments. (similar substances)
Ethoxylated branched C13 alcohol	78330-21-9	Animal testing did not show any effects on fertility. Did not show teratogenic effects in animal experiments. (similar substances)
Sodium diacetate	126-96-5	(similar substances)

Substances	CAS Number	STOT - single exposure
Hydrotreated light petroleum distillate	64742-47-8	No significant toxicity observed in animal studies at concentration requiring classification.
Ethoxylated branched C13 alcohol	78330-21-9	No significant toxicity observed in animal studies at concentration requiring classification. (similar substances)
Sodium diacetate	126-96-5	No information available

Substances	CAS Number	STOT - repeated exposure
Hydrotreated light petroleum distillate	64742-47-8	No significant toxicity observed in animal studies at concentration requiring classification. (similar substances)
Ethoxylated branched C13 alcohol	78330-21-9	No significant toxicity observed in animal studies at concentration requiring classification. (similar substances)

Substances	CAS Number	Aspiration hazard
Hydrotreated light petroleum distillate	64742-47-8	Aspiration into the lungs may cause chemical pneumonitis including coughing, difficulty breathing, wheezing, coughing up blood and pneumonia, which can be fatal.
Ethoxylated branched C13 alcohol	78330-21-9	Based on available data, the classification criteria are not met.

## 12. Ecological Information

### Ecotoxicity

#### Substance Ecotoxicity Data

Substances	CAS Number	Toxicity to Algae	Toxicity to Fish	Toxicity to Microorganisms	Toxicity to Invertebrates
Hydrotreated light petroleum distillate	64742-47-8	ErL50(72 h)>10000 mg/L (Skeletonema costatum)	LC50(96 h)>10000 mg/L (Scophthalmus maximus) NOELR(28 d)>1000 mg/L (fish)	No information available	LC50(48 h)>10000 mg/L (Acartia tonsa) NOELR(21 d)=1000 mg/L (Daphnia magna)
Ethoxylated branched C13 alcohol	78330-21-9	IC50(72 h)=1-10 mg/L (Desmodesmus subspicatus)	LC50(96 h)=1-10 mg/L (Cyprinus carpio)	No information available	EC50(48 h)=1-10 mg/L (Daphnia magna) NOAEC (21d) 0.77 mg/L (Daphnia magna)
Sodium diacetate	126-96-5	EC50 (72 h) >1000 mg/L (Skeletonema costatum)	LC0 (96 h) >100 mg/L (Danio rerio) LC50 (96 h) 273 mg/L (Oreochromis mossambicus)	No information available	EC50 (48 h) >1000 mg/L (Daphnia magna)

### 12.2. Persistence and degradability

Substances	CAS Number	Persistence and Degradability
Hydrotreated light petroleum distillate	64742-47-8	Readily biodegradable (68.1% @ 28d)
Ethoxylated branched C13 alcohol	78330-21-9	Readily biodegradable (> 60% @ 28d)
Sodium diacetate	126-96-5	No information available

### 12.3. Bioaccumulative potential

Bioaccumulation is unlikely

Substances	CAS Number	Log Pow
Hydrotreated light petroleum distillate	64742-47-8	No information available
Ethoxylated branched C13 alcohol	78330-21-9	Not Bioaccumulative; BCF = 12.7 - 237 L/Kg
Sodium diacetate	126-96-5	No information available

### 12.4. Mobility in soil

Substances	CAS Number	Mobility
------------	------------	----------

Hydrotreated light petroleum distillate	64742-47-8	No information available
Ethoxylated branched C13 alcohol	78330-21-9	No information available
Sodium diacetate	126-96-5	No information available

**12.6. Other adverse effects****Endocrine Disruptor Information**

This product does not contain any known or suspected endocrine disruptors

## 13. Disposal Considerations

**Safe handling and disposal methods**

Disposal should be made in accordance with federal, state, and local regulations.

**Disposal of any contaminated packaging**

Follow all applicable national or local regulations.

**Environmental regulations**

Not applicable

## 14. Transport Information

**Transportation Information****Australia ADG**

UN Number	Not restricted
UN proper shipping name:	Not restricted
Transport Hazard Class(es):	Not applicable
Packing Group:	Not applicable
Environmental Hazards:	Not applicable

**IMDG/IMO**

UN Number	Not restricted
UN proper shipping name:	Not restricted
Transport Hazard Class(es):	Not applicable
Packing Group:	Not applicable
Environmental Hazards:	Not applicable

**IATA/ICAO**

UN Number	Not restricted
UN proper shipping name:	Not restricted
Transport Hazard Class(es):	Not applicable
Packing Group:	Not applicable
Environmental Hazards:	Not applicable

**Special precautions during transport**

None

**HazChem Code**

None Allocated

## 15. Regulatory Information

**Safety, health and environmental regulations specific for the product****International Inventories****Australian AICS Inventory**

All components are listed on the AICS or are subject to a relevant exemption, permit, or assessment certificate.

**New Zealand Inventory of Chemicals**

All components are listed on the NZIoC or are subject to a relevant exemption, permit, or assessment certificate.

**EINECS (European Inventory of Existing Chemical Substances)**

This product, and all its components, complies with EINECS



**US TSCA Inventory** All components listed on inventory or are exempt.  
**Canadian Domestic Substances List (DSL)** All components listed on inventory or are exempt.

**Poisons Schedule number**

None Allocated

**International Agreements****Montreal Protocol - Ozone Depleting Substances:**

Does not apply.

**Stockholm Convention - Persistent Organic Pollutants:**

Does not apply.

**Rotterdam Convention - Prior Informed Consent:**

Does not apply.

**Basel Convention - Hazardous Waste:**

Does not apply.

<b>16. Other information</b>
------------------------------

**Date of preparation or review****Revision Date:** 31-Jul-2018**Revision Note**

SDS sections updated:

2

**Full text of H-Statements referred to under sections 2 and 3**

H302 - Harmful if swallowed

H304 - May be fatal if swallowed and enters airways

H315 - Causes skin irritation

H318 - Causes serious eye damage

H412 - Harmful to aquatic life with long lasting effects

**Additional information**

For additional information on the use of this product, contact your local Halliburton representative.

For questions about the Safety Data Sheet for this or other Halliburton products, contact Chemical Stewardship at 1-580-251-4335.

**Key abbreviations or acronyms used**

bw – body weight

CAS – Chemical Abstracts Service

EC50 – Effective Concentration 50%

LC50 – Lethal Concentration 50%

LD50 – Lethal Dose 50%

LL50 – Lethal Loading 50%

mg/kg – milligram/kilogram

mg/L – milligram/liter

NOEC – No Observed Effect Concentration

OEL – Occupational Exposure Limit

PBT – Persistent Bioaccumulative and Toxic

ppm – parts per million

STEL – Short Term Exposure Limit

TWA – Time-Weighted Average

vPvB – very Persistent and very Bioaccumulative

h - hour

mg/m<sup>3</sup> - milligram/cubic meter

mm - millimeter

mmHg - millimeter mercury

w/w - weight/weight

d - day

**Key literature references and sources for data**[www.ChemADVISOR.com/](http://www.ChemADVISOR.com/)

OSHA

ECHA C&amp;L

**Disclaimer Statement**

This information is furnished without warranty, expressed or implied, as to accuracy or completeness. The information is obtained from various sources including the manufacturer and other third party sources. The information may not be valid under all conditions nor if this material is used in combination with other materials or in any process. Final determination of suitability of any material is the sole responsibility of the user.

**End of Safety Data Sheet**

**SAFETY DATA SHEET****DCA-24001**

Revision Date: 11-Jan-2017

Revision Number: 15

**1. Product Identifier & Identity for the Chemical**

**Statement of Hazardous Nature** Non-Hazardous according to the criteria of the 3rd Revised Edition of the Globally Harmonised System of Classification and Labelling of Chemicals (GHS), Non-Dangerous Goods according to the criteria of ADG.

**1.1. Product Identifier**

**Product Name** DCA-24001

**Other means of Identification**

**Synonyms** None  
**Hazardous Material Number:** HM007732

**Recommended use of the chemical and restrictions on use**

**Recommended Use** Stabilizer  
**Uses advised against** No information available

**Supplier's name, address and phone number**

**Manufacturer/Supplier** Halliburton Australia Pty. Ltd.  
15 Marriott Road, Jandakot, WA 6164  
Australia  
ACN Number: 009 000 775  
Telephone Number: + 61 1 800 686 951  
Fax Number: 61 (08) 9455 5300  
**E-mail Address** fdunexchem@halliburton.com

**Emergency phone number**

+ 61 1 800 686 951  
Global Incident Response Access Code: 334305  
Contract Number: 14012

**Australian Poisons Information Centre**

24 Hour Service: - 13 11 26  
Police or Fire Brigade: - 000 (exchange): - 1100

**2. Hazard Identification**

**Statement of Hazardous Nature** Non-Hazardous according to the criteria of the 3rd Revised Edition of the Globally Harmonised System of Classification and Labelling of Chemicals (GHS), Non-Dangerous Goods according to the criteria of ADG.

**Classification of the hazardous chemical**

Not classified

**Label elements, including precautionary statements****Hazard Pictograms**

**Signal Word** Not Hazardous

**Hazard Statements:** Not Classified

**Precautionary Statements**

**Prevention** None  
**Response** None  
**Storage** None  
**Disposal** None

**Contains Substances**

Contains no hazardous substances in concentrations above cut-off values according to the competent authority

**CAS Number**  
NA

**Other hazards which do not result in classification**

None known

*For the full text of the H-phrases mentioned in this Section, see Section 16*

### 3. Composition/information on Ingredients

Substances	CAS Number	PERCENT (w/w)	GHS Classification - Australia
Contains no hazardous substances in concentrations above cut-off values according to the competent authority	NA	60 - 100%	Not Applicable

### 4. First aid measures

**Description of necessary first aid measures**

**Inhalation** If inhaled, remove from area to fresh air. Get medical attention if respiratory irritation develops or if breathing becomes difficult.

**Eyes** In case of contact, immediately flush eyes with plenty of water for at least 15 minutes and get medical attention if irritation persists.

**Skin** Wash with soap and water. Get medical attention if irritation persists.

**Ingestion** Under normal conditions, first aid procedures are not required.

**Symptoms caused by exposure**

No significant hazards expected.

**Medical Attention and Special Treatment**

**Notes to Physician** Treat symptomatically

### 5. Fire Fighting Measures

**Suitable extinguishing equipment**

**Suitable Extinguishing Media**

Water fog, carbon dioxide, foam, dry chemical.

**Extinguishing media which must not be used for safety reasons**

None known.

**Specific hazards arising from the chemical**

**Special exposure hazards in a fire**

Decomposition in fire may produce harmful gases.

**Special protective equipment and precautions for fire fighters**

**Special protective equipment for firefighters**

Full protective clothing and approved self-contained breathing apparatus required for fire fighting personnel.

## 6. Accidental release measures

### 6.1. Personal precautions, protective equipment and emergency procedures

Use appropriate protective equipment.

### 6.2. Environmental precautions

Prevent from entering sewers, waterways, or low areas.

### 6.3. Methods and material for containment and cleaning up

Isolate spill and stop leak where safe. Contain spill with sand or other inert materials. Scoop up and remove.

## 7. Handling and storage

### 7.1. Precautions for safe handling

#### **Handling Precautions**

Avoid contact with eyes, skin, or clothing. Avoid breathing vapors.

#### **Hygiene Measures**

Handle in accordance with good industrial hygiene and safety practice.

### 7.2. Conditions for safe storage, including any incompatibilities

#### **Storage Information**

Store in a cool well ventilated area. Keep container closed when not in use. Product has a shelf life of 24 months.

#### **Other Guidelines**

No information available

## 8. Exposure Controls/Personal Protection

### Control parameters - exposure standards, biological monitoring

#### **Exposure Limits**

Substances	CAS Number	Australia NOHSC	ACGIH TLV-TWA
Contains no hazardous substances in concentrations above cut-off values according to the competent authority	NA	Not applicable	Not applicable

### Appropriate engineering controls

#### **Engineering Controls**

Use in a well ventilated area.

### Personal protective equipment (PPE)

#### **Personal Protective Equipment**

If engineering controls and work practices cannot prevent excessive exposures, the selection and proper use of personal protective equipment should be determined by an industrial hygienist or other qualified professional based on the specific application of this product.

#### **Respiratory Protection**

If engineering controls and work practices cannot keep exposure below occupational exposure limits or if exposure is unknown, wear a NIOSH certified, European Standard EN 149, AS/NZS 1715:2009, or equivalent respirator when using this product. Selection of and instruction on using all personal protective equipment, including respirators, should be performed by an Industrial Hygienist or other qualified professional.

Dust/mist respirator. (N95, P2/P3)

#### **Hand Protection**

Normal work gloves.

#### **Skin Protection**

Normal work coveralls.

#### **Eye Protection**

Wear safety glasses or goggles to protect against exposure.

#### **Other Precautions**

None known.

#### **Environmental Exposure Controls**

No information available

## 9. Physical and Chemical Properties

### 9.1. Information on basic physical and chemical properties

**Physical State:** Liquid  
**Odor:** Mild sulfur

**Color** Clear to hazy  
**Odor Threshold:** No information available

PropertyValuesRemarks/ - Method**pH:**

8

**Freezing Point / Range**

No data available

**Melting Point / Range**

No data available

**Boiling Point / Range**

106 °C / 224 °F

**Flash Point**

No data available

**Evaporation rate**

No data available

**Vapor Pressure**

No data available

**Vapor Density**

No data available

**Specific Gravity**

1.29

**Water Solubility**

Miscible with water

**Solubility in other solvents**

No data available

**Partition coefficient: n-octanol/water**

No data available

**Autoignition Temperature**

No data available

**Decomposition Temperature**

No data available

**Viscosity**

No data available

**Explosive Properties**

No information available

**Oxidizing Properties**

No information available

**9.2. Other information****VOC Content (%)**

No data available

## 10. Stability and Reactivity

**10.1. Reactivity**

Not expected to be reactive.

**10.2. Chemical stability**

Stable

**10.3. Possibility of hazardous reactions**

Will Not Occur

**10.4. Conditions to avoid**

None anticipated

**10.5. Incompatible materials**

Strong oxidizers. Hydrochloric acid

**10.6. Hazardous decomposition products**

Oxides of sulfur.

## 11. Toxicological Information

**Information on routes of exposure****Principle Route of Exposure** Eye or skin contact, inhalation.**Symptoms related to exposure****Most Important Symptoms/Effects**

No significant hazards expected.

**Numerical measures of toxicity****Toxicology data for the components**

Substances	CAS Number	LD50 Oral	LD50 Dermal	LC50 Inhalation
Contains no hazardous substances in concentrations above cut-off values according to the competent authority	NA	No data available	No data available	No data available

**Immediate, delayed and chronic health effects from exposure**

<b>Inhalation</b>	None known.
<b>Eye Contact</b>	May cause mild eye irritation.
<b>Skin Contact</b>	Not irritating to skin in rabbits.
<b>Ingestion</b>	Large doses may cause nausea, vomiting and diarrhea.

**Chronic Effects/Carcinogenicity** No data available to indicate product or components present at greater than 0.1% are chronic health hazards.

**Exposure Levels**

No data available

**Interactive effects**

None known.

**Data limitations**

No data available

## 12. Ecological Information

**Ecotoxicity****Substance Ecotoxicity Data**

Substances	CAS Number	Toxicity to Algae	Toxicity to Fish	Toxicity to Microorganisms	Toxicity to Invertebrates
Contains no hazardous substances in concentrations above cut-off values according to the competent authority	NA	No information available	No information available	No information available	No information available

**12.2. Persistence and degradability**

Substances	CAS Number	Persistence and Degradability
Contains no hazardous substances in concentrations above cut-off values according to the competent authority	NA	No information available

**12.3. Bioaccumulative potential**

Does not bioaccumulate.

Substances	CAS Number	Log Pow
Contains no hazardous substances in concentrations above cut-off values according to the competent authority	NA	No information available

**12.4. Mobility in soil**

Substances	CAS Number	Mobility
Contains no hazardous substances in concentrations above cut-off values according to the competent authority	NA	No information available

**12.6. Other adverse effects****Endocrine Disruptor Information**

This product does not contain any known or suspected endocrine disruptors

<b>13. Disposal Considerations</b>
------------------------------------

**Safe handling and disposal methods**

Disposal should be made in accordance with federal, state, and local regulations.

**Disposal of any contaminated packaging**

Follow all applicable national or local regulations. Contaminated packaging may be disposed of by: rendering packaging incapable of containing any substance, or treating packaging to remove residual contents, or treating packaging to make sure the residual contents are no longer hazardous, or by disposing of packaging into commercial waste collection.

**Environmental regulations**

Not applicable

<b>14. Transport Information</b>
----------------------------------

**Transportation Information****Australia ADG**

<b>UN Number</b>	Not restricted
<b>UN proper shipping name:</b>	Not restricted
<b>Transport Hazard Class(es):</b>	Not applicable
<b>Packing Group:</b>	Not applicable
<b>Environmental Hazards:</b>	Not applicable

**IMDG/IMO**

<b>UN Number</b>	Not restricted
<b>UN proper shipping name:</b>	Not restricted
<b>Transport Hazard Class(es):</b>	Not applicable
<b>Packing Group:</b>	Not applicable
<b>Environmental Hazards:</b>	Not applicable

**IATA/ICAO**

<b>UN Number</b>	Not restricted
<b>UN proper shipping name:</b>	Not restricted
<b>Transport Hazard Class(es):</b>	Not applicable
<b>Packing Group:</b>	Not applicable
<b>Environmental Hazards:</b>	Not applicable

**Special precautions during transport**

None

**HazChem Code**

None Allocated

<b>15. Regulatory Information</b>
-----------------------------------

**Safety, health and environmental regulations specific for the product****International Inventories****Australian AICS Inventory**

All components are listed on the AICS or are subject to a relevant exemption, permit, or assessment certificate.

**New Zealand Inventory of Chemicals**

All components are listed on the NZIoC or are subject to a relevant exemption, permit, or assessment certificate.

**EINECS (European Inventory of Existing Chemical Substances)**

This product, and all its components, complies with EINECS

**US TSCA Inventory**

All components listed on inventory or are exempt.

**Canadian Domestic Substances List**

All components listed on inventory or are exempt.



**(DSL)****Poisons Schedule number**

None Allocated

**International Agreements****Montreal Protocol - Ozone Depleting Substances:**

Does not apply

**Stockholm Convention - Persistent Organic Pollutants:**

Does not apply

**Rotterdam Convention - Prior Informed Consent:**

Does not apply

**Basel Convention - Hazardous Waste:**

Does not apply

<b>16. Other information</b>
------------------------------

**Date of preparation or review****Revision Date:** 11-Jan-2017**Revision Note**

SDS sections updated: 2

**Full text of H-Statements referred to under sections 2 and 3**

None

**Additional information**

For additional information on the use of this product, contact your local Halliburton representative.

For questions about the Safety Data Sheet for this or other Halliburton products, contact Chemical Stewardship at 1-580-251-4335.

**Key abbreviations or acronyms used**

bw – body weight

CAS – Chemical Abstracts Service

EC50 – Effective Concentration 50%

LC50 – Lethal Concentration 50%

LD50 – Lethal Dose 50%

LL50 – Lethal Loading 50%

mg/kg – milligram/kilogram

mg/L – milligram/liter

NOEC – No Observed Effect Concentration

OEL – Occupational Exposure Limit

PBT – Persistent Bioaccumulative and Toxic

ppm – parts per million

STEL – Short Term Exposure Limit

TWA – Time-Weighted Average

vPvB – very Persistent and very Bioaccumulative

h - hour

mg/m<sup>3</sup> - milligram/cubic meter

mm - millimeter

mmHg - millimeter mercury

w/w - weight/weight

d - day

**Key literature references and sources for data**[www.ChemADVISOR.com/](http://www.ChemADVISOR.com/)

NZ CCID

**Disclaimer Statement**

This information is furnished without warranty, expressed or implied, as to accuracy or completeness. The information is obtained from various sources including the manufacturer and other third party sources. The information may not be valid under all conditions nor if this material is used in combination with other materials or in any process. Final determination of suitability of any material is the sole responsibility of the user.

**End of Safety Data Sheet**

**SAFETY DATA SHEET****DCA-25003**

Revision Date: 30-Sep-2015

Revision Number: 13

**1. Product Identifier & Identity for the Chemical**

**Statement of Hazardous Nature** Non-Hazardous according to the criteria of the 3rd Revised Edition of the Globally Harmonised System of Classification and Labelling of Chemicals (GHS), Non-Dangerous Goods according to the criteria of ADG.

**1.1. Product Identifier**

**Product Name** DCA-25003

**Other means of Identification**

**Synonyms:** None  
**Product Code:** HM007670

**Recommended use of the chemical and restrictions on use**

**Recommended Use** Gelling Agent  
**Uses Advised Against** No information available

**Supplier's name, address and phone number**

**Manufacturer/Supplier** Halliburton Australia Pty. Ltd.  
15 Marriott Road  
Jandakot  
WA 6164  
Australia  
  
ACN Number: 009 000 775  
Telephone Number: + 61 1 800 686 951  
Fax Number: 61 (08) 9455 5300  
**E-Mail address:** fdunexchem@halliburton.com

**Emergency phone number**

+ 61 1 800 686 951

**Australian Poisons Information Centre**

24 Hour Service: - 13 11 26  
Police or Fire Brigade: - 000 (exchange): - 1100

**2. Hazard Identification**

**Statement of Hazardous Nature** Non-Hazardous according to the criteria of the 3rd Revised Edition of the Globally Harmonised System of Classification and Labelling of Chemicals (GHS), Non-Dangerous Goods according to the criteria of ADG.

**Classification of the hazardous chemical**

Not classified

**Label elements, including precautionary statements****Hazard Pictograms**

**Signal Word** Not Hazardous

**Hazard Statements** Not Classified

**Precautionary Statements**

**Prevention** None

**Response** None

**Storage** None

**Disposal** None

**Contains Substances**

Contains no hazardous substances in concentrations above cut-off values according to the competent authority

**CAS Number**

NA

**Other hazards which do not result in classification**

Dust can form an explosive mixture in air

This mixture contains no substance considered to be persistent, bioaccumulating nor toxic (PBT).

This mixture contains no substance considered to be very persistent nor very bioaccumulating (vPvB).

**Australia Classification**

For the full text of the H-phrases mentioned in this Section, see Section 16

**Classification** Not Classified

**Risk Phrases** None

### 3. Composition/information on Ingredients

Substances	CAS Number	PERCENT (w/w)	GHS Classification - Australia
Contains no hazardous substances in concentrations above cut-off values according to the competent authority	NA	60 - 100%	Not Applicable

### 4. First aid measures

**Description of necessary first aid measures**

**Inhalation** If inhaled, remove from area to fresh air. Get medical attention if respiratory irritation develops or if breathing becomes difficult.

**Eyes** In case of contact, immediately flush eyes with plenty of water for at least 15 minutes and get medical attention if irritation persists.

**Skin** Wash with soap and water.

**Ingestion** Under normal conditions, first aid procedures are not required.

**Symptoms caused by exposure**

No significant hazards expected.

**Medical Attention and Special Treatment**

**Notes to Physician** Treat symptomatically

### 5. Fire Fighting Measures

**Suitable extinguishing equipment**

**Suitable Extinguishing Media**

Water fog, carbon dioxide, foam, dry chemical.

**Extinguishing media which must not be used for safety reasons**

None known.

### **Specific hazards arising from the chemical**

#### **Special Exposure Hazards**

Organic dust in the presence of an ignition source can be explosive in high concentrations. Good housekeeping practices are required to minimize this potential.

#### **Special protective equipment and precautions for fire fighters**

#### **Special Protective Equipment for Fire-Fighters**

Full protective clothing and approved self-contained breathing apparatus required for fire fighting personnel.

## **6. Accidental release measures**

### **6.1. Personal precautions, protective equipment and emergency procedures**

Use appropriate protective equipment. Avoid creating and breathing dust. Ensure adequate ventilation. Avoid contact with skin, eyes and clothing.

### **6.2. Environmental precautions**

Prevent from entering sewers, waterways, or low areas.

### **6.3. Methods and material for containment and cleaning up**

Scoop up and remove.

## **7. Handling and storage**

### **7.1. Precautions for Safe Handling**

#### **Handling Precautions**

Avoid creating or inhaling dust. Avoid contact with eyes, skin, or clothing. Ensure adequate ventilation. Wash hands after use. Launder contaminated clothing before reuse. Use appropriate protective equipment.

#### **Hygiene Measures**

Handle in accordance with good industrial hygiene and safety practice.

### **7.2. Conditions for safe storage, including any incompatibilities**

#### **Storage Information**

Store away from oxidizers. Store in a cool, dry location. Product has a shelf life of 24 months.

#### **Other Guidelines**

No information available

## **8. Exposure Controls/Personal Protection**

### **Control parameters - exposure standards, biological monitoring**

#### **Exposure Limits**

<b>Substances</b>	<b>CAS Number</b>	<b>Australia NOHSC</b>	<b>ACGIH TLV-TWA</b>
Contains no hazardous substances in concentrations above cut-off values according to the competent authority	NA	Not applicable	Not applicable

### **Appropriate engineering controls**

#### **Engineering Controls**

Use in a well ventilated area.

### **Personal protective equipment (PPE)**

#### **Respiratory Protection**

If engineering controls and work practices cannot keep exposure below occupational exposure limits or if exposure is unknown, wear a NIOSH certified, European Standard EN 149, AS/NZS 1715:2009, or equivalent respirator when using this product. Selection of and instruction on using all personal protective equipment, including respirators, should be performed by an Industrial Hygienist or other qualified professional.

Dust/mist respirator. (N95, P2/P3)

#### **Hand Protection**

Normal work gloves.

#### **Skin Protection**

Normal work coveralls.

#### **Eye Protection**

Wear safety glasses or goggles to protect against exposure.

<b>Other Precautions</b>	None known.
<b>Environmental Exposure Controls</b>	Do not allow material to contaminate ground water system

## 9. Physical and Chemical Properties

### 9.1. Information on basic physical and chemical properties

<b>Physical State:</b>	Solid	<b>Color:</b>	White to light straw
<b>Odor:</b>	Bean	<b>Odor Threshold:</b>	No information available

<u>Property</u> <u>Remarks/ - Method</u>	<u>Values</u>
<b>pH:</b>	10.1
<b>Freezing Point/Range</b>	No data available
<b>Melting Point/Range</b>	No data available
<b>Boiling Point/Range</b>	No data available
<b>Flash Point</b>	No data available
<b>Evaporation rate</b>	No data available
<b>Vapor Pressure</b>	No data available
<b>Vapor Density</b>	No data available
<b>Specific Gravity</b>	1.3
<b>Water Solubility</b>	Hydrolyzes
<b>Solubility in other solvents</b>	No data available
<b>Partition coefficient: n-octanol/water</b>	No data available
<b>Autoignition Temperature</b>	510 °C / 950 °F
<b>Decomposition Temperature</b>	No data available
<b>Viscosity</b>	No data available
<b>Explosive Properties</b>	No information available
<b>Oxidizing Properties</b>	No information available

### 9.2. Other information

<b>VOC Content (%)</b>	No data available
------------------------	-------------------

## 10. Stability and Reactivity

### 10.1. Reactivity

Not expected to be reactive.

### 10.2. Chemical Stability

Stable

### 10.3. Possibility of Hazardous Reactions

Will Not Occur

### 10.4. Conditions to Avoid

None anticipated

### 10.5. Incompatible Materials

Strong oxidizers.

### 10.6. Hazardous Decomposition Products

Carbon monoxide and carbon dioxide.

## 11. Toxicological Information

### Information on routes of exposure

<b>Principle Route of Exposure</b>	Eye or skin contact, inhalation.
------------------------------------	----------------------------------

### Symptoms related to exposure

### Most Important Symptoms/Effects

No significant hazards expected.

### Numerical measures of toxicity

### Toxicology data for the components

Substances	CAS Number	LD50 Oral	LD50 Dermal	LC50 Inhalation
Contains no hazardous substances in concentrations above cut-off values according to the competent authority	NA	No data available	No data available	No data available

**Immediate, delayed and chronic health effects from exposure**

<b>Inhalation</b>	May cause mild respiratory irritation.
<b>Eye Contact</b>	May cause mild eye irritation.
<b>Skin Contact</b>	May cause mild skin irritation.
<b>Ingestion</b>	None known.

**Chronic Effects/Carcinogenicity** No data available to indicate product or components present at greater than 0.1% are chronic health hazards.

**Exposure Levels**

No data available

**Interactive effects**

None known.

**Data limitations**

No data available

## 12. Ecological Information

**Ecotoxicity****Product Ecotoxicity Data**

No data available

**Substance Ecotoxicity Data**

Substances	CAS Number	Toxicity to Algae	Toxicity to Fish	Toxicity to Microorganisms	Toxicity to Invertebrates
Contains no hazardous substances in concentrations above cut-off values according to the competent authority	NA	No information available	No information available	No information available	No information available

**12.2. Persistence and degradability**

Substances	CAS Number	Persistence and Degradability
Contains no hazardous substances in concentrations above cut-off values according to the competent authority	NA	No information available

**12.3. Bioaccumulative potential**

Substances	CAS Number	Log Pow
Contains no hazardous substances in concentrations above cut-off values according to the competent authority	NA	No information available

**12.4. Mobility in soil**

Substances	CAS Number	Mobility
Contains no hazardous substances in concentrations above cut-off values according to the competent authority	NA	No information available

**12.6. Other adverse effects****Endocrine Disruptor Information**

This product does not contain any known or suspected endocrine disruptors

<b>13. Disposal Considerations</b>
------------------------------------

**Safe handling and disposal methods**

Follow all applicable community, national or regional regulations regarding waste management methods.

**Disposal of any contaminated packaging**

Follow all applicable national or local regulations.

**Environmental regulations**

Not applicable

<b>14. Transport Information</b>
----------------------------------

**Transportation Information**

<b>UN Number:</b>	Not restricted
<b>UN Proper Shipping Name:</b>	Not restricted
<b>Transport Hazard Class(es):</b>	Not applicable
<b>Packing Group:</b>	Not applicable
<b>Environmental Hazards:</b>	Not applicable

**Special precautions during transport**

None

**HazChem Code**

None Allocated

<b>15. Regulatory Information</b>
-----------------------------------

**Safety, health and environmental regulations specific for the product****International Inventories**

<b>Australian AICS Inventory</b>	All components listed on inventory or are exempt.
<b>New Zealand Inventory of Chemicals</b>	All components listed on inventory or are exempt.
<b>EINECS Inventory</b>	This product, and all its components, complies with EINECS
<b>US TSCA Inventory</b>	All components listed on inventory or are exempt.
<b>Canadian DSL Inventory</b>	All components listed on inventory or are exempt.

**Poisons Schedule number**

None Allocated

<b>16. Other information</b>
------------------------------



**Date of preparation or review****Revision Date:** 30-Sep-2015**Revision Note**

SDS sections updated: 2

**Full text of R-phrases referred to under Sections 2 and 3**

None

**Full text of H-Statements referred to under sections 2 and 3**

None

**Additional information**

For additional information on the use of this product, contact your local Halliburton representative.

For questions about the Safety Data Sheet for this or other Halliburton products, contact Chemical Stewardship at 1-580-251-4335.

**Key abbreviations or acronyms used**

bw – body weight CAS – Chemical Abstracts Service EC50 – Effective Concentration 50% LC50 – Lethal Concentration 50% LD50 – Lethal Dose 50% LL50 – Lethal Loading 50% mg/kg – milligram/kilogram mg/L – milligram/liter NOEC – No Observed Effect Concentration OEL – Occupational Exposure Limit PBT – Persistent Bioaccumulative and Toxic ppm – parts per million STEL – Short Term Exposure Limit TWA – Time-Weighted Average vPvB – very Persistent and very Bioaccumulative h - hour mg/m<sup>3</sup> - milligram/cubic meter mm - millimeter mmHg - millimeter mercury w/w - weight/weight d - day

**Key literature references and sources for data**

[www.ChemADVISOR.com/](http://www.ChemADVISOR.com/)

**Disclaimer Statement**

This information is furnished without warranty, expressed or implied, as to accuracy or completeness. The information is obtained from various sources including the manufacturer and other third party sources. The information may not be valid under all conditions nor if this material is used in combination with other materials or in any process. Final determination of suitability of any material is the sole responsibility of the user.

**End of Safety Data Sheet**

**SAFETY DATA SHEET****DCA-25005**

Revision Date: 30-Sep-2015

Revision Number: 10

**1. Product Identifier & Identity for the Chemical**

**Statement of Hazardous Nature** Non-Hazardous according to the criteria of the 3rd Revised Edition of the Globally Harmonised System of Classification and Labelling of Chemicals (GHS), Non-Dangerous Goods according to the criteria of ADG.

**1.1. Product Identifier**

**Product Name** DCA-25005

**Other means of Identification**

**Synonyms:** None  
**Product Code:** HM007672

**Recommended use of the chemical and restrictions on use**

**Recommended Use** Gelling Agent  
**Uses Advised Against** No information available

**Supplier's name, address and phone number**

**Manufacturer/Supplier** Halliburton Australia Pty. Ltd.  
15 Marriott Road  
Jandakot  
WA 6164  
Australia  
  
ACN Number: 009 000 775  
Telephone Number: + 61 1 800 686 951  
Fax Number: 61 (08) 9455 5300  
**E-Mail address:** fdunexchem@halliburton.com

**Emergency phone number**

+ 61 1 800 686 951

**Australian Poisons Information Centre**

24 Hour Service: - 13 11 26  
Police or Fire Brigade: - 000 (exchange): - 1100

**2. Hazard Identification**

**Statement of Hazardous Nature** Non-Hazardous according to the criteria of the 3rd Revised Edition of the Globally Harmonised System of Classification and Labelling of Chemicals (GHS), Non-Dangerous Goods according to the criteria of ADG.

**Classification of the hazardous chemical**

Not classified

**Label elements, including precautionary statements****Hazard Pictograms**

**Signal Word** Not Hazardous

**Hazard Statements** Not Classified

**Precautionary Statements**

**Prevention** None

**Response** None

**Storage** None

**Disposal** None

**Contains**

**Substances**

Contains no hazardous substances in concentrations above cut-off values according to the competent authority

**CAS Number**

NA

**Other hazards which do not result in classification**

This substance is not considered to be persistent, bioaccumulating nor toxic (PBT).

This substance is not considered to be very persistent nor very bioaccumulating (vPvB).

**Australia Classification**

*For the full text of the H-phrases mentioned in this Section, see Section 16*

**Classification** Not Classified

**Risk Phrases** None

### 3. Composition/information on Ingredients

Substances	CAS Number	PERCENT (w/w)	GHS Classification - Australia
Contains no hazardous substances in concentrations above cut-off values according to the competent authority	NA	60 - 100%	Not Applicable

### 4. First aid measures

**Description of necessary first aid measures**

**Inhalation** If inhaled, remove from area to fresh air. Get medical attention if respiratory irritation develops or if breathing becomes difficult.

**Eyes** In case of contact, immediately flush eyes with plenty of water for at least 15 minutes and get medical attention if irritation persists.

**Skin** Wash with soap and water. Get medical attention if irritation persists.

**Ingestion** Under normal conditions, first aid procedures are not required.

**Symptoms caused by exposure**

No significant hazards expected.

**Medical Attention and Special Treatment**

**Notes to Physician** Treat symptomatically

### 5. Fire Fighting Measures

**Suitable extinguishing equipment**

**Suitable Extinguishing Media**

Water fog, carbon dioxide, foam, dry chemical.

**Extinguishing media which must not be used for safety reasons**

None known.

**Specific hazards arising from the chemical****Special Exposure Hazards**

Decomposition in fire may produce harmful gases. Organic dust in the presence of an ignition source can be explosive in high concentrations. Good housekeeping practices are required to minimize this potential.

**Special protective equipment and precautions for fire fighters****Special Protective Equipment for Fire-Fighters**

Full protective clothing and approved self-contained breathing apparatus required for fire fighting personnel.

<b>6. Accidental release measures</b>
---------------------------------------

**6.1. Personal precautions, protective equipment and emergency procedures**

Use appropriate protective equipment. Avoid creating and breathing dust. Avoid contact with skin, eyes and clothing. Ensure adequate ventilation.

**6.2. Environmental precautions**

Prevent from entering sewers, waterways, or low areas.

**6.3. Methods and material for containment and cleaning up**

Scoop up and remove.

<b>7. Handling and storage</b>
--------------------------------

**7.1. Precautions for Safe Handling****Handling Precautions**

Avoid contact with eyes, skin, or clothing. Avoid creating or inhaling dust. Ensure adequate ventilation. Wash hands after use. Launder contaminated clothing before reuse. Use appropriate protective equipment.

**Hygiene Measures**

Handle in accordance with good industrial hygiene and safety practice.

**7.2. Conditions for safe storage, including any incompatibilities****Storage Information**

Store away from oxidizers. Store in a cool, dry location. Product has a shelf life of 24 months.

**Other Guidelines**

No information available

<b>8. Exposure Controls/Personal Protection</b>
---

**Control parameters - exposure standards, biological monitoring****Exposure Limits**

Substances	CAS Number	Australia NOHSC	ACGIH TLV-TWA
Contains no hazardous substances in concentrations above cut-off values according to the competent authority	NA	Not applicable	Not applicable

**Appropriate engineering controls****Engineering Controls**

Use in a well ventilated area.

**Personal protective equipment (PPE)****Respiratory Protection**

Not normally needed. But if significant exposures are possible then the following respirator is recommended:

Dust/mist respirator. (N95, P2/P3)

**Hand Protection**

Normal work gloves.

**Skin Protection**

Normal work coveralls.

**Eye Protection**

Wear safety glasses or goggles to protect against exposure.

**Other Precautions**

None known.

**Environmental Exposure Controls**

Do not allow material to contaminate ground water system

## 9. Physical and Chemical Properties

### 9.1. Information on basic physical and chemical properties

**Physical State:** Solid  
**Odor:** Bean

**Color:** Off white  
**Odor Threshold:** No information available

Property

Remarks/ - Method

Values

**pH:**

6.5-7.5

**Freezing Point/Range**

No data available

**Melting Point/Range**

No data available

**Boiling Point/Range**

No data available

**Flash Point**

> 93 °C / > 200 °F Cleveland Open Cup (COC)

**Evaporation rate**

No data available

**Vapor Pressure**

No data available

**Vapor Density**

No data available

**Specific Gravity**

1.42 - 1.47

**Water Solubility**

Soluble in water

**Solubility in other solvents**

No data available

**Partition coefficient: n-octanol/water**

No data available

**Autoignition Temperature**

No data available

**Decomposition Temperature**

No data available

**Viscosity**

No data available

**Explosive Properties**

No information available

**Oxidizing Properties**

No information available

### 9.2. Other information

**VOC Content (%)**

No data available

## 10. Stability and Reactivity

### 10.1. Reactivity

Not expected to be reactive.

### 10.2. Chemical Stability

Stable

### 10.3. Possibility of Hazardous Reactions

Will Not Occur

### 10.4. Conditions to Avoid

None anticipated

### 10.5. Incompatible Materials

Strong oxidizers.

### 10.6. Hazardous Decomposition Products

Carbon monoxide and carbon dioxide.

## 11. Toxicological Information

### Information on routes of exposure

**Principle Route of Exposure** Eye or skin contact, inhalation.

### Symptoms related to exposure

### Most Important Symptoms/Effects

No significant hazards expected.

### Numerical measures of toxicity

### Toxicology data for the components

Substances	CAS Number	LD50 Oral	LD50 Dermal	LC50 Inhalation
Contains no hazardous substances in concentrations above	NA	No data available	No data available	No data available

cut-off values according to the competent authority				
---	--	--	--	--

**Immediate, delayed and chronic health effects from exposure**

<b>Inhalation</b>	May cause mild respiratory irritation.
<b>Eye Contact</b>	May cause mild eye irritation.
<b>Skin Contact</b>	None known.
<b>Ingestion</b>	None known.

**Chronic Effects/Carcinogenicity** No data available to indicate product or components present at greater than 0.1% are chronic health hazards.

**Exposure Levels**

No data available

**Interactive effects**

None known.

**Data limitations**

No data available

## 12. Ecological Information

**Ecotoxicity****Product Ecotoxicity Data**

No data available

**Substance Ecotoxicity Data**

Substances	CAS Number	Toxicity to Algae	Toxicity to Fish	Toxicity to Microorganisms	Toxicity to Invertebrates
Contains no hazardous substances in concentrations above cut-off values according to the competent authority	NA	No information available	No information available	No information available	No information available

**12.2. Persistence and degradability**

Substances	CAS Number	Persistence and Degradability
Contains no hazardous substances in concentrations above cut-off values according to the competent authority	NA	No information available

**12.3. Bioaccumulative potential**

Substances	CAS Number	Log Pow
Contains no hazardous substances in concentrations above cut-off values according to the competent authority	NA	No information available

**12.4. Mobility in soil**

Substances	CAS Number	Mobility
Contains no hazardous substances in concentrations above cut-off values according to the competent authority	NA	No information available

**12.6. Other adverse effects****Endocrine Disruptor Information**

This product does not contain any known or suspected endocrine disruptors

**13. Disposal Considerations****Safe handling and disposal methods**

Bury in a licensed landfill according to federal, state, and local regulations.

**Disposal of any contaminated packaging**

Follow all applicable national or local regulations.

**Environmental regulations**

Not applicable

**14. Transport Information****Transportation Information**

UN Number:	Not restricted
UN Proper Shipping Name:	Not restricted
Transport Hazard Class(es):	Not applicable
Packing Group:	Not applicable
Environmental Hazards:	Not applicable

**Special precautions during transport**

None

**HazChem Code**

None Allocated

**15. Regulatory Information****Safety, health and environmental regulations specific for the product****International Inventories****Australian AICS Inventory**

All components listed on inventory or are exempt.

**New Zealand Inventory of Chemicals**

All components listed on inventory or are exempt.

**EINECS Inventory**

This product, and all its components, complies with EINECS

**US TSCA Inventory**

All components listed on inventory or are exempt.

**Canadian DSL Inventory**

All components listed on inventory or are exempt.

**Poisons Schedule number**

None Allocated

**16. Other information****Date of preparation or review**

Revision Date:

30-Sep-2015

Revision Note

SDS sections updated: 2

**Full text of R-phrases referred to under Sections 2 and 3**

None

**Full text of H-Statements referred to under sections 2 and 3**

None

**Additional information**

For additional information on the use of this product, contact your local Halliburton representative.

For questions about the Safety Data Sheet for this or other Halliburton products, contact Chemical Stewardship at 1-580-251-4335.

**Key abbreviations or acronyms used**

bw – body weight CAS – Chemical Abstracts Service EC50 – Effective Concentration 50% LC50 – Lethal Concentration 50% LD50 – Lethal Dose 50% LL50 – Lethal Loading 50% mg/kg – milligram/kilogram mg/L – milligram/liter NOEC – No Observed Effect Concentration OEL – Occupational Exposure Limit PBT – Persistent Bioaccumulative and Toxic ppm – parts per million STEL – Short Term Exposure Limit TWA – Time-Weighted Average vPvB – very Persistent and very Bioaccumulative h - hour mg/m<sup>3</sup> - milligram/cubic meter mm - millimeter mmHg - millimeter mercury w/w - weight/weight d - day

**Key literature references and sources for data**

[www.ChemADVISOR.com/](http://www.ChemADVISOR.com/)

**Disclaimer Statement**

This information is furnished without warranty, expressed or implied, as to accuracy or completeness. The information is obtained from various sources including the manufacturer and other third party sources. The information may not be valid under all conditions nor if this material is used in combination with other materials or in any process. Final determination of suitability of any material is the sole responsibility of the user.

**End of Safety Data Sheet**



**SAFETY DATA SHEET****DCA-30001**

Revision Date: 05-Jul-2016

Revision Number: 11

**1. Product Identifier & Identity for the Chemical**

**Statement of Hazardous Nature** Non-Hazardous according to the criteria of the 3rd Revised Edition of the Globally Harmonised System of Classification and Labelling of Chemicals (GHS), Non-Dangerous Goods according to the criteria of ADG.

**1.1. Product Identifier**

**Product Name** DCA-30001

**Other means of Identification**

**Synonyms** None  
**Hazardous Material Number:** HM007676

**Recommended use of the chemical and restrictions on use**

**Recommended Use** Scale Inhibitor  
**Uses advised against** No information available

**Supplier's name, address and phone number**

**Manufacturer/Supplier** Halliburton/Baroid Australia Pty. Ltd.  
15 Marriott Road  
Jandakot  
WA 6164  
Australia

ACN Number: 009 000 775  
Telephone Number: 61 (08) 9455 8300  
Fax Number: 61 (08) 9455 5300

**Product Emergency Telephone**

Australia: + 61 1 800 686 951  
Papua New Guinea: + 61 1 800 686 951  
NewZealand: +64 800 451719

**Fire, Police & Ambulance - Emergency Telephone**

Australia: 000  
Papua New Guinea: 000  
New Zealand: 111

**E-mail Address** fdunexchem@halliburton.com

**Emergency phone number**

+ 61 1 800 686 951

**Australian Poisons Information Centre**

24 Hour Service: - 13 11 26  
Police or Fire Brigade: - 000 (exchange): - 1100

**2. Hazard Identification**

**Statement of Hazardous Nature** Non-Hazardous according to the criteria of the 3rd Revised Edition of the Globally Harmonised System of Classification and Labelling of Chemicals (GHS), Non-Dangerous Goods according to the criteria of ADG.

**Classification of the hazardous chemical**

Not classified

**Label elements, including precautionary statements****Hazard pictograms****Signal Word** Not Hazardous**Hazard Statements:** Not Classified**Precautionary Statements**

**Prevention** None  
**Response** None  
**Storage** None  
**Disposal** None

**Contains****Substances**

Contains no hazardous substances in concentrations above cut-off values according to the competent authority

**CAS Number**

NA

**Other hazards which do not result in classification**

This mixture contains no substance considered to be persistent, bioaccumulating nor toxic (PBT).

This mixture contains no substance considered to be very persistent nor very bioaccumulating (vPvB).

*For the full text of the H-phrases mentioned in this Section, see Section 16***3. Composition/information on Ingredients**

Substances	CAS Number	PERCENT (w/w)	GHS Classification - Australia
Contains no hazardous substances in concentrations above cut-off values according to the competent authority	NA	60 - 100%	Not Applicable

**4. First aid measures****Description of necessary first aid measures**

**Inhalation** If inhaled, remove from area to fresh air. Get medical attention if respiratory irritation develops or if breathing becomes difficult.

**Eyes** In case of contact, immediately flush eyes with plenty of water for at least 15 minutes and get medical attention if irritation persists.

**Skin** Wash with soap and water. Get medical attention if irritation persists.

**Ingestion** Do NOT induce vomiting. Give nothing by mouth. Obtain immediate medical attention.

**Symptoms caused by exposure**

No significant hazards expected.

**Medical Attention and Special Treatment**

**Notes to Physician** Treat symptomatically

**5. Fire Fighting Measures**

**Suitable extinguishing equipment****Suitable Extinguishing Media**

All standard fire fighting media

**Extinguishing media which must not be used for safety reasons**

None known.

**Specific hazards arising from the chemical****Special exposure hazards in a fire**

Not applicable

**Special protective equipment and precautions for fire fighters****Special protective equipment for firefighters**

Full protective clothing and approved self-contained breathing apparatus required for fire fighting personnel.

<b>6. Accidental release measures</b>
---------------------------------------

**6.1. Personal precautions, protective equipment and emergency procedures**

Use appropriate protective equipment. Avoid contact with skin, eyes and clothing. Avoid breathing vapors. Ensure adequate ventilation.

**6.2. Environmental precautions**

Prevent from entering sewers, waterways, or low areas.

**6.3. Methods and material for containment and cleaning up**

Isolate spill and stop leak where safe. Contain spill with sand or other inert materials. Scoop up and remove.

<b>7. Handling and storage</b>
--------------------------------

**7.1. Precautions for safe handling****Handling Precautions**

Avoid contact with eyes, skin, or clothing. Avoid breathing mist. Avoid breathing vapors. Ensure adequate ventilation. Wash hands after use. Launder contaminated clothing before reuse. Use appropriate protective equipment.

**Hygiene Measures**

Handle in accordance with good industrial hygiene and safety practice.

**7.2. Conditions for safe storage, including any incompatibilities****Storage Information**

Store away from oxidizers. Product has a shelf life of 12 months.

**Other Guidelines**

No information available

<b>8. Exposure Controls/Personal Protection</b>
---

**Control parameters - exposure standards, biological monitoring****Exposure Limits**

Substances	CAS Number	Australia NOHSC	ACGIH TLV-TWA
Contains no hazardous substances in concentrations above cut-off values according to the competent authority	NA	Not applicable	Not applicable

**Appropriate engineering controls****Engineering Controls**

Use in a well ventilated area.

**Personal protective equipment (PPE)****Personal Protective Equipment**

If engineering controls and work practices cannot prevent excessive exposures, the selection and proper use of personal protective equipment should be determined by an industrial hygienist or other qualified professional based on the specific application of this product.

**Respiratory Protection**

If engineering controls and work practices cannot keep exposure below occupational exposure limits or if exposure is unknown, wear a NIOSH certified, European Standard EN

149, AS/NZS 1715:2009, or equivalent respirator when using this product. Selection of and instruction on using all personal protective equipment, including respirators, should be performed by an Industrial Hygienist or other qualified professional.

<b>Hand Protection</b>	Butyl rubber gloves.
<b>Skin Protection</b>	Normal work coveralls.
<b>Eye Protection</b>	Chemical goggles; also wear a face shield if splashing hazard exists.
<b>Other Precautions</b>	None known.
<b>Environmental Exposure Controls</b>	Do not allow material to contaminate ground water system

## 9. Physical and Chemical Properties

### 9.1. Information on basic physical and chemical properties

<b>Physical State:</b>	Liquid	<b>Color</b>	Clear to slightly hazy amber
<b>Odor:</b>	Mild	<b>Odor Threshold:</b>	No information available

<u>Property</u>	<u>Values</u>
<u>Remarks/ - Method</u>	
<b>pH:</b>	6.49 - 7.49
<b>Freezing Point / Range</b>	-1.1 °C
<b>Melting Point / Range</b>	No data available
<b>Boiling Point / Range</b>	100 °C
<b>Flash Point</b>	> 95 °C / PMCC
<b>Evaporation rate</b>	< 1
<b>Vapor Pressure</b>	18 mmHg
<b>Vapor Density</b>	> 1
<b>Specific Gravity</b>	1.24
<b>Water Solubility</b>	Soluble in water
<b>Solubility in other solvents</b>	No data available
<b>Partition coefficient: n-octanol/water</b>	1.2
<b>Autoignition Temperature</b>	No data available
<b>Decomposition Temperature</b>	No data available
<b>Viscosity</b>	No data available
<b>Explosive Properties</b>	No information available
<b>Oxidizing Properties</b>	No information available

### 9.2. Other information

<b>VOC Content (%)</b>	No data available
------------------------	-------------------

## 10. Stability and Reactivity

### 10.1. Reactivity

Not expected to be reactive.

### 10.2. Chemical stability

Stable

### 10.3. Possibility of hazardous reactions

Will Not Occur

### 10.4. Conditions to avoid

None anticipated

### 10.5. Incompatible materials

Strong oxidizers.

### 10.6. Hazardous decomposition products

Carbon monoxide and carbon dioxide. Toxic monomer fumes.

## 11. Toxicological Information

### Information on routes of exposure

<b>Principle Route of Exposure</b>	Eye and skin contact.
------------------------------------	-----------------------

### Symptoms related to exposure

### Most Important Symptoms/Effects

No significant hazards expected.

### Numerical measures of toxicity

#### Toxicology data for the components

Substances	CAS Number	LD50 Oral	LD50 Dermal	LC50 Inhalation
Contains no hazardous substances in concentrations above cut-off values according to the competent authority	NA	No data available	No data available	No data available

#### Immediate, delayed and chronic health effects from exposure

<b>Inhalation</b>	May cause mild respiratory irritation.
<b>Eye Contact</b>	May cause mild eye irritation.
<b>Skin Contact</b>	Prolonged or repeated contact may cause slight skin irritation.
<b>Ingestion</b>	In large amounts: Irritation of the mouth, throat, and stomach.

**Chronic Effects/Carcinogenicity** No data available to indicate product or components present at greater than 0.1% are chronic health hazards.

#### Exposure Levels

No data available

#### Interactive effects

Skin disorders. Eye ailments. Respiratory disorders.

#### Data limitations

No data available

## 12. Ecological Information

#### Ecotoxicity

##### **Product Ecotoxicity Data**

No data available

##### **Substance Ecotoxicity Data**

Substances	CAS Number	Toxicity to Algae	Toxicity to Fish	Toxicity to Microorganisms	Toxicity to Invertebrates
Contains no hazardous substances in concentrations above cut-off values according to the competent authority	NA	No information available	No information available	No information available	No information available

#### 12.2. Persistence and degradability

Biodegradable.

Substances	CAS Number	Persistence and Degradability
------------	------------	-------------------------------

Contains no hazardous substances in concentrations above cut-off values according to the competent authority	NA	No information available
--	----	--------------------------

**12.3. Bioaccumulative potential**

Does not bioaccumulate.

Substances	CAS Number	Log Pow
Contains no hazardous substances in concentrations above cut-off values according to the competent authority	NA	No information available

**12.4. Mobility in soil**

Substances	CAS Number	Mobility
Contains no hazardous substances in concentrations above cut-off values according to the competent authority	NA	No information available

**12.6. Other adverse effects****Endocrine Disruptor Information**

This product does not contain any known or suspected endocrine disruptors

<b>13. Disposal Considerations</b>
------------------------------------

**Safe handling and disposal methods**

Disposal should be made in accordance with federal, state, and local regulations.

**Disposal of any contaminated packaging**

Follow all applicable national or local regulations.

**Environmental regulations**

Not applicable

<b>14. Transport Information</b>
----------------------------------

**Transportation Information****Australia ADG**

UN Number	Not restricted
UN proper shipping name:	Not restricted
Transport Hazard Class(es):	Not applicable
Packing Group:	Not applicable
Environmental Hazards:	Not applicable

**IMDG/IMO**

UN Number	Not restricted
UN proper shipping name:	Not restricted
Transport Hazard Class(es):	Not applicable
Packing Group:	Not applicable
Environmental Hazards:	Not applicable

**IATA/ICAO**

UN Number	Not restricted
UN proper shipping name:	Not restricted
Transport Hazard Class(es):	Not applicable
Packing Group:	Not applicable
Environmental Hazards:	Not applicable

**Special precautions during transport**

None

**HazChem Code**

None Allocated

## 15. Regulatory Information

### Safety, health and environmental regulations specific for the product

#### International Inventories

##### **Australian AICS Inventory**

All components are listed on the AICS or are subject to a relevant exemption, permit, or assessment certificate.

##### **New Zealand Inventory of Chemicals**

All components are listed on the NZIoC or are subject to a relevant exemption, permit, or assessment certificate.

##### **EINECS (European Inventory of Existing Chemical Substances)**

This product, and all its components, complies with EINECS

##### **US TSCA Inventory**

All components listed on inventory or are exempt.

##### **Canadian Domestic Substances List (DSL)**

All components listed on inventory or are exempt.

#### Poisons Schedule number

None Allocated

#### International Agreements

##### **Montreal Protocol - Ozone Depleting Substances:**

Does not apply

##### **Stolkhom Convention - Persistent Organic Pollutants:**

Does not apply

##### **Rotterdam Convention - Prior Informed Consent:**

Does not apply

##### **Basel Convention - Hazardous Waste:**

Does not apply

## 16. Other information

### Date of preparation or review

#### **Revision Date:**

05-Jul-2016

#### **Revision Note**

SDS sections updated: 2

#### **Full text of H-Statements referred to under sections 2 and 3**

None

#### **Additional information**

For additional information on the use of this product, contact your local Halliburton representative.

For questions about the Safety Data Sheet for this or other Halliburton products, contact Chemical Stewardship at 1-580-251-4335.

#### Key abbreviations or acronyms used

bw – body weight

CAS – Chemical Abstracts Service

EC50 – Effective Concentration 50%

LC50 – Lethal Concentration 50%

LD50 – Lethal Dose 50%

LL50 – Lethal Loading 50%

mg/kg – milligram/kilogram

mg/L – milligram/liter

NOEC – No Observed Effect Concentration

OEL – Occupational Exposure Limit

PBT – Persistent Bioaccumulative and Toxic

ppm – parts per million

STEL – Short Term Exposure Limit

TWA – Time-Weighted Average

vPvB – very Persistent and very Bioaccumulative

h - hour

mg/m<sup>3</sup> - milligram/cubic meter  
mm - millimeter  
mmHg - millimeter mercury  
w/w - weight/weight  
d - day

**Key literature references and sources for data**

[www.ChemADVISOR.com/](http://www.ChemADVISOR.com/)

**Disclaimer Statement**

This information is furnished without warranty, expressed or implied, as to accuracy or completeness. The information is obtained from various sources including the manufacturer and other third party sources. The information may not be valid under all conditions nor if this material is used in combination with other materials or in any process. Final determination of suitability of any material is the sole responsibility of the user.

**End of Safety Data Sheet**



## SAFETY DATA SHEET

### DCA-32002

Revision Date: 07-Feb-2018

Revision Number: 19

#### 1. Product Identifier & Identity for the Chemical

**Statement of Hazardous Nature** Hazardous according to the criteria of the 3rd Revised Edition of the Globally Harmonised System of Classification and Labelling of Chemicals (GHS), Non-Dangerous Goods according to the criteria of ADG.

**1.1. Product Identifier**

**Product Name** DCA-32002

**Other means of Identification**

**Synonyms** None  
**Hazardous Material Number:** HM007683

**Recommended use of the chemical and restrictions on use**

**Recommended Use** Surfactant  
**Uses advised against** No information available

**Supplier's name, address and phone number**

**Manufacturer/Supplier** Halliburton Australia Pty. Ltd.  
 15 Marriott Road, Jandakot, WA 6164  
 Australia  
 ACN Number: 009 000 775  
 Telephone Number: + 61 1 800 686 951  
 Fax Number: 61 (08) 9455 5300  
**E-mail Address** fdunexchem@halliburton.com

**Emergency phone number**

+ 61 1 800 686 951  
 Global Incident Response Access Code: 334305  
 Contract Number: 14012

**Australian Poisons Information Centre**

24 Hour Service: - 13 11 26  
 Police or Fire Brigade: - 000 (exchange): - 1100

#### 2. Hazard Identification

**Statement of Hazardous Nature** Hazardous according to the criteria of the 3rd Revised Edition of the Globally Harmonised System of Classification and Labelling of Chemicals (GHS), Non-Dangerous Goods according to the criteria of ADG.

**Classification of the hazardous chemical**

Acute Oral Toxicity	Category 4 - H302
Skin Corrosion/Irritation	Category 2 - H315
Serious Eye Damage/Irritation	Category 1 - H318
Acute Aquatic Toxicity	Category 2 - H401

**Label elements, including precautionary statements**

**Hazard Pictograms**

**Signal Word**

DANGER

**Hazard Statements:**

H302 - Harmful if swallowed  
 H315 - Causes skin irritation  
 H318 - Causes serious eye damage  
 H401 - Toxic to aquatic life

**Precautionary Statements****Prevention**

P264 - Wash face, hands and any exposed skin thoroughly after handling  
 P270 - Do not eat, drink or smoke when using this product  
 P273 - Avoid release to the environment

**Response**

P280 - Wear protective gloves/eye protection/face protection  
 P301 + P312 - IF SWALLOWED: Call a POISON CENTER or doctor/physician if you feel unwell  
 P330 - Rinse mouth  
 P302 + P352 - IF ON SKIN: Wash with plenty of water.  
 P332 + P313 - If skin irritation occurs: Get medical advice/attention  
 P362 + P364 - Take off contaminated clothing and wash before reuse  
 P305 + P351 + P338 - IF IN EYES: Rinse cautiously with water for several minutes. Remove contact lenses, if present and easy to do. Continue rinsing  
 P310 - Immediately call a POISON CENTER or doctor/physician

**Storage**

None

**Disposal**

P501 - Dispose of contents/container in accordance with local/regional/national/international regulations

**Contains****Substances**

Alcohols, C6-C12, ethoxylated propoxylated  
 Alcohols, C10-C16, ethoxylated propoxylated

**CAS Number**

68937-66-6  
 69227-22-1

**Other hazards which do not result in classification**

This mixture contains no substance considered to be persistent, bioaccumulating nor toxic (PBT).  
 This mixture contains no substance considered to be very persistent nor very bioaccumulating (vPvB).

*For the full text of the H-phrases mentioned in this Section, see Section 16*

### 3. Composition/information on Ingredients

Substances	CAS Number	PERCENT (w/w)	GHS Classification - Australia
Alcohols, C6-C12, ethoxylated propoxylated	68937-66-6	60 - 100%	Acute Tox. 4 (H302) Skin Irrit. 2 (H315) Eye Corr. 1 (H318) Aquatic Acute 2 (H401)
Alcohols, C10-C16, ethoxylated propoxylated	69227-22-1	10 - 30%	Acute Tox. 4 (H302) Skin Irrit. 2 (H315) Eye Corr. 1 (H318) Aquatic Acute 2 (H401)

### 4. First aid measures

**Description of necessary first aid measures**

<b>Inhalation</b>	Under normal conditions, first aid procedures are not required.
<b>Eyes</b>	Immediately flush eyes with large amounts of water for at least 15 minutes. Get immediate medical attention.
<b>Skin</b>	Wash with soap and water. Get medical attention if irritation persists.
<b>Ingestion</b>	Do NOT induce vomiting. Give nothing by mouth. Obtain immediate medical attention.

**Symptoms caused by exposure**

Causes severe eye irritation which may damage tissue. Causes skin irritation. Harmful if swallowed.

**Medical Attention and Special Treatment**

**Notes to Physician** Treat symptomatically

## 5. Fire Fighting Measures

**Suitable extinguishing equipment****Suitable Extinguishing Media**

Water fog, carbon dioxide, foam, dry chemical.

**Extinguishing media which must not be used for safety reasons**

None known.

**Specific hazards arising from the chemical****Special exposure hazards in a fire**

Decomposition in fire may produce harmful gases.

**Special protective equipment and precautions for fire fighters****Special protective equipment for firefighters**

Full protective clothing and approved self-contained breathing apparatus required for fire fighting personnel.

## 6. Accidental release measures

**6.1. Personal precautions, protective equipment and emergency procedures**

Use appropriate protective equipment. Avoid contact with skin, eyes and clothing. Avoid breathing vapors. Ensure adequate ventilation.

**6.2. Environmental precautions**

Prevent from entering sewers, waterways, or low areas.

**6.3. Methods and material for containment and cleaning up**

Isolate spill and stop leak where safe. Contain spill with sand or other inert materials. Scoop up and remove.

## 7. Handling and storage

**7.1. Precautions for safe handling****Handling Precautions**

Avoid contact with eyes, skin, or clothing. Wash hands after use. Avoid breathing vapors. Ensure adequate ventilation. Slippery when wet. Launder contaminated clothing before reuse. Use appropriate protective equipment.

**Hygiene Measures**

Handle in accordance with good industrial hygiene and safety practice.

**7.2. Conditions for safe storage, including any incompatibilities****Storage Information**

Store away from oxidizers. Keep container closed when not in use. Keep from heat, sparks, and open flames. Product has a shelf life of 24 months.

**Other Guidelines**

No information available

## 8. Exposure Controls/Personal Protection

### Control parameters - exposure standards, biological monitoring

#### Exposure Limits

Substances	CAS Number	Australia NOHSC	ACGIH TLV-TWA
Alcohols, C6-C12, ethoxylated propoxylated	68937-66-6	Not applicable	Not applicable
Alcohols, C10-C16, ethoxylated propoxylated	69227-22-1	Not applicable	Not applicable

### Appropriate engineering controls

**Engineering Controls** None known.

### Personal protective equipment (PPE)

<b>Personal Protective Equipment</b>	If engineering controls and work practices cannot prevent excessive exposures, the selection and proper use of personal protective equipment should be determined by an industrial hygienist or other qualified professional based on the specific application of this product.
<b>Respiratory Protection</b>	If engineering controls and work practices cannot keep exposure below occupational exposure limits or if exposure is unknown, wear a NIOSH certified, European Standard EN 149, AS/NZS 1715:2009, or equivalent respirator when using this product. Selection of and instruction on using all personal protective equipment, including respirators, should be performed by an Industrial Hygienist or other qualified professional.
<b>Hand Protection</b>	Impervious rubber gloves. Polyvinylchloride gloves.
<b>Skin Protection</b>	Normal work coveralls.
<b>Eye Protection</b>	Wear safety glasses or goggles to protect against exposure.
<b>Other Precautions</b>	None known.
<b>Environmental Exposure Controls</b>	Do not allow material to contaminate ground water system

## 9. Physical and Chemical Properties

### 9.1. Information on basic physical and chemical properties

**Physical State:** Liquid  
**Odor:** Mild

**Color** Yellow  
**Odor Threshold:** No information available

#### Property

#### Remarks/ - Method

#### Values

<b>pH:</b>	6.5 (1%)
<b>Freezing Point / Range</b>	-3 °C
<b>Melting Point / Range</b>	No data available
<b>Boiling Point / Range</b>	No data available
<b>Flash Point</b>	240 °C / 464 °F PMCC
<b>Evaporation rate</b>	No data available
<b>Vapor Pressure</b>	No data available
<b>Vapor Density</b>	> 10
<b>Specific Gravity</b>	0.98
<b>Water Solubility</b>	Soluble in water
<b>Solubility in other solvents</b>	No data available
<b>Partition coefficient: n-octanol/water</b>	No data available
<b>Autoignition Temperature</b>	No data available
<b>Decomposition Temperature</b>	No data available
<b>Viscosity</b>	No data available
<b>Explosive Properties</b>	No information available
<b>Oxidizing Properties</b>	No information available

### 9.2. Other information

**VOC Content (%)** No data available

## 10. Stability and Reactivity

### 10.1. Reactivity

Not expected to be reactive.

## **10.2. Chemical stability**

Stable

## **10.3. Possibility of hazardous reactions**

Will Not Occur

## **10.4. Conditions to avoid**

None anticipated

## **10.5. Incompatible materials**

Strong oxidizers. Strong acids. Strong alkalis.

## **10.6. Hazardous decomposition products**

Carbon monoxide and carbon dioxide.

# **11. Toxicological Information**

## **Information on routes of exposure**

**Principle Route of Exposure** Eye or skin contact, inhalation.

## **Symptoms related to exposure**

### **Most Important Symptoms/Effects**

Causes severe eye irritation which may damage tissue. Causes skin irritation. Harmful if swallowed.

## **Toxicology data for the components**

Substances	CAS Number	LD50 Oral	LD50 Dermal	LC50 Inhalation
Alcohols, C6-C12, ethoxylated propoxylated	68937-66-6	600 mg/kg (Rat) (similar substance)	> 5200 mg/kg (Rabbit) (similar substance)	> 0.22 mg/L (saturated concentration) (Rat) (similar substance)
Alcohols, C10-C16, ethoxylated propoxylated	69227-22-1	600 mg/kg (Rat) (similar substance)	> 5200 mg/kg (Rabbit) (similar substance)	>0.22 mg/L (saturated concentration) (Rat) (similar substance)

## **Immediate, delayed and chronic health effects from exposure**

### **Inhalation**

May cause mild respiratory irritation.

### **Eye Contact**

Causes severe eye irritation which may damage tissue.

### **Skin Contact**

Causes skin irritation.

### **Ingestion**

Harmful if swallowed. Irritation of the mouth, throat, and stomach.

**Chronic Effects/Carcinogenicity** No data available to indicate product or components present at greater than 0.1% are chronic health hazards.

## **Exposure Levels**

No data available

## **Interactive effects**

Skin disorders.

## **Data limitations**

No data available

Substances	CAS Number	Skin corrosion/irritation
Alcohols, C6-C12, ethoxylated propoxylated	68937-66-6	Causes skin irritation. (Rabbit) (similar substances)
Alcohols, C10-C16, ethoxylated propoxylated	69227-22-1	Causes skin irritation. (Rabbit) (similar substances)

Substances	CAS Number	Serious eye damage/irritation
Alcohols, C6-C12, ethoxylated propoxylated	68937-66-6	Causes severe eye irritation (Rabbit) (similar substances)
Alcohols, C10-C16, ethoxylated propoxylated	69227-22-1	Causes severe eye irritation (Rabbit) (similar substances)

Substances	CAS Number	Skin Sensitization
------------	------------	--------------------

Alcohols, C6-C12, ethoxylated propoxylated	68937-66-6	Did not cause sensitization on laboratory animals (guinea pig) (similar substances)
Alcohols, C10-C16, ethoxylated propoxylated	69227-22-1	Did not cause sensitization on laboratory animals (guinea pig) (similar substances)

Substances	CAS Number	Respiratory Sensitization
Alcohols, C6-C12, ethoxylated propoxylated	68937-66-6	No information available
Alcohols, C10-C16, ethoxylated propoxylated	69227-22-1	No information available

Substances	CAS Number	Mutagenic Effects
Alcohols, C6-C12, ethoxylated propoxylated	68937-66-6	In vitro tests did not show mutagenic effects. In vivo tests did not show mutagenic effects. (similar substances)
Alcohols, C10-C16, ethoxylated propoxylated	69227-22-1	In vitro tests did not show mutagenic effects. In vivo tests did not show mutagenic effects. (similar substances)

Substances	CAS Number	Carcinogenic Effects
Alcohols, C6-C12, ethoxylated propoxylated	68937-66-6	Did not show carcinogenic effects in animal experiments (similar substances)
Alcohols, C10-C16, ethoxylated propoxylated	69227-22-1	Did not show carcinogenic or teratogenic effects in animal experiments (similar substances)

Substances	CAS Number	Reproductive toxicity
Alcohols, C6-C12, ethoxylated propoxylated	68937-66-6	Animal testing did not show any effects on fertility.
Alcohols, C10-C16, ethoxylated propoxylated	69227-22-1	Animal testing did not show any effects on fertility.

Substances	CAS Number	STOT - single exposure
Alcohols, C6-C12, ethoxylated propoxylated	68937-66-6	No significant toxicity observed in animal studies at concentration requiring classification. (similar substances)
Alcohols, C10-C16, ethoxylated propoxylated	69227-22-1	No significant toxicity observed in animal studies at concentration requiring classification. (similar substances)

Substances	CAS Number	STOT - repeated exposure
Alcohols, C6-C12, ethoxylated propoxylated	68937-66-6	No significant toxicity observed in animal studies at concentration requiring classification. (similar substances)
Alcohols, C10-C16, ethoxylated propoxylated	69227-22-1	No significant toxicity observed in animal studies at concentration requiring classification. (similar substances)

Substances	CAS Number	Aspiration hazard
Alcohols, C6-C12, ethoxylated propoxylated	68937-66-6	No adverse health effects are expected from swallowing.
Alcohols, C10-C16, ethoxylated propoxylated	69227-22-1	No adverse health effects are expected from swallowing.

## 12. Ecological Information

### Ecotoxicity

#### Algae Toxicity

ErC50 (72h): 2.58 - 3.44 mg/L (Desmodesmus subspicatus)

#### Acute Crustaceans Toxicity:

EC50(48h): 1.45 - 1.79 mg/L (Daphnia magna)

### Substance Ecotoxicity Data

Substances	CAS Number	Toxicity to Algae	Toxicity to Fish	Toxicity to Microorganisms	Toxicity to Invertebrates
Alcohols, C6-C12, ethoxylated propoxylated	68937-66-6	EC50 (72h) 0.75 mg/L (Pseudokirchnerella subcapitata) (similar substance) EC50 (96h) 0.7 mg/L (Pseudokirchnerella subcapitata) (similar substance) CD10 8 mg/L	LC50 (96h) 0.59 mg/L (Pleuronectes platessa) (similar substance) LC50 (96) 1.4 mg/L (Pimephales promelas) (similar substance) NOEC 4.4 mg/L (Pimephales promelas, juvenile)	ErC50 (16.9h) > 10 g/L (growth inhibition) (Pseudomonas putida) (similar substance)	EC50 (48h) 0.14 mg/L (Daphnia magna) (similar substance) EC50 (48h) 0.39 mg/L (Ceriodaphnia dubia) (similar substance)

		(Pseudokirchneriella subcapitata) EC10 2 mg/L (Brachionus calyciflorus)			
Alcohols, C10-C16, ethoxylated propoxylated	69227-22-1	EC50 (72h) 0.75 mg/L (Pseudokirchneriella subcapitata) (similar substance) ErC50 (48h) 0.7 mg/L (Skeletonea costatum) EC10 9.79 mg/L (Selenastrum capricornutum) (similar substance) ErC50 1.1 mg/L (Scenedesmus subspicatus) (similar substance)	LC50 (96h) 0.59 mg/L (Pleuronectes platessa) (similar substance) LC50 (96h) 1.6 mg/L (Pimephales promelas) (similar substance) LC50 (96h) 3 mg/L (Brachydanio rerio) (similar substance)	ErC50 (16.9h) > 10 g/L (Pseudomonas putida) (similar substance)	EC50 (48h) 0.14 mg/L (Daphnia magna) (similar substance) EC50 (48h) 0.2 mg/L (Daphnia magna) (similar substance)

**12.2. Persistence and degradability**

Readily biodegradable

Substances	CAS Number	Persistence and Degradability
Alcohols, C6-C12, ethoxylated propoxylated	68937-66-6	Readily biodegradable (60% @ 28d) (similar substances)
Alcohols, C10-C16, ethoxylated propoxylated	69227-22-1	Readily biodegradable (84% @ 28d) (similar substances)

**12.3. Bioaccumulative potential**

Substances	CAS Number	Log Pow
Alcohols, C6-C12, ethoxylated propoxylated	68937-66-6	Log Pow: 4.3 - 5.36 (estimated) BCF: 1.1 - 1.8 (fish, estimated)
Alcohols, C10-C16, ethoxylated propoxylated	69227-22-1	Log Pow: 4.3 - 5.36 (estimated) BCF: 1.1 - 1.8 (fish, estimated)

**12.4. Mobility in soil**

Substances	CAS Number	Mobility
Alcohols, C6-C12, ethoxylated propoxylated	68937-66-6	KOC = >4
Alcohols, C10-C16, ethoxylated propoxylated	69227-22-1	KOC = >4

**12.6. Other adverse effects****Endocrine Disruptor Information**

This product does not contain any known or suspected endocrine disruptors

<b>13. Disposal Considerations</b>
------------------------------------

**Safe handling and disposal methods**

Disposal should be made in accordance with federal, state, and local regulations.

**Disposal of any contaminated packaging**

Follow all applicable national or local regulations. Contaminated packaging may be disposed of by: rendering packaging incapable of containing any substance, or treating packaging to remove residual contents, or treating packaging to make sure the residual contents are no longer hazardous, or by disposing of packaging into commercial waste collection.

**Environmental regulations**

Not applicable

<b>14. Transport Information</b>
----------------------------------

**Transportation Information****Australia ADG**

UN Number

Not restricted

<b>UN proper shipping name:</b>	Not restricted
<b>Transport Hazard Class(es):</b>	Not applicable
<b>Packing Group:</b>	Not applicable
<b>Environmental Hazards:</b>	Not applicable

**IMDG/IMO**

<b>UN Number</b>	Not restricted
<b>UN proper shipping name:</b>	Not restricted
<b>Transport Hazard Class(es):</b>	Not applicable
<b>Packing Group:</b>	Not applicable
<b>Environmental Hazards:</b>	Not applicable

**IATA/ICAO**

<b>UN Number</b>	Not restricted
<b>UN proper shipping name:</b>	Not restricted
<b>Transport Hazard Class(es):</b>	Not applicable
<b>Packing Group:</b>	Not applicable
<b>Environmental Hazards:</b>	Not applicable

**Special precautions during transport**

None

**HazChem Code**

•3Z

**15. Regulatory Information****Safety, health and environmental regulations specific for the product****International Inventories****Australian AICS Inventory**

All components are listed on the AICS or are subject to a relevant exemption, permit, or assessment certificate.

**New Zealand Inventory of Chemicals**

All components are listed on the NZIoC or are subject to a relevant exemption, permit, or assessment certificate.

**EINECS (European Inventory of Existing Chemical Substances)**

This product, and all its components, complies with EINECS

**US TSCA Inventory**

All components listed on inventory or are exempt.

**Canadian Domestic Substances List (DSL)**

All components listed on inventory or are exempt.

**Poisons Schedule number**

None Allocated

**International Agreements****Montreal Protocol - Ozone Depleting Substances:**

Does not apply

**Stockholm Convention - Persistent Organic Pollutants:**

Does not apply

**Rotterdam Convention - Prior Informed Consent:**

Does not apply

**Basel Convention - Hazardous Waste:**

Does not apply

**16. Other information****Date of preparation or review****Revision Date:**

07-Feb-2018

**Revision Note**

SDS sections updated:

2

**Full text of H-Statements referred to under sections 2 and 3**

H302 - Harmful if swallowed



H315 - Causes skin irritation  
H318 - Causes serious eye damage

**Additional information**

For additional information on the use of this product, contact your local Halliburton representative.

For questions about the Safety Data Sheet for this or other Halliburton products, contact Chemical Stewardship at 1-580-251-4335.

**Key abbreviations or acronyms used**

bw – body weight  
CAS – Chemical Abstracts Service  
EC50 – Effective Concentration 50%  
LC50 – Lethal Concentration 50%  
LD50 – Lethal Dose 50%  
LL50 – Lethal Loading 50%  
mg/kg – milligram/kilogram  
mg/L – milligram/liter  
NOEC – No Observed Effect Concentration  
OEL – Occupational Exposure Limit  
PBT – Persistent Bioaccumulative and Toxic  
ppm – parts per million  
STEL – Short Term Exposure Limit  
TWA – Time-Weighted Average  
vPvB – very Persistent and very Bioaccumulative  
h - hour  
mg/m<sup>3</sup> - milligram/cubic meter  
mm - millimeter  
mmHg - millimeter mercury  
w/w - weight/weight  
d - day

**Key literature references and sources for data**

www.ChemADVISOR.com/  
NZ CCID

**Disclaimer Statement**

This information is furnished without warranty, expressed or implied, as to accuracy or completeness. The information is obtained from various sources including the manufacturer and other third party sources. The information may not be valid under all conditions nor if this material is used in combination with other materials or in any process. Final determination of suitability of any material is the sole responsibility of the user.

**End of Safety Data Sheet**

## SAFETY DATA SHEET

DCA-32014

Revision Date: 31-Aug-2017

Revision Number: 3

## 1. Product Identifier &amp; Identity for the Chemical

**Statement of Hazardous Nature** Hazardous according to the criteria of the 3rd Revised Edition of the Globally Harmonised System of Classification and Labelling of Chemicals (GHS), Dangerous Goods according to the criteria of ADG.

**1.1. Product Identifier**

**Product Name** DCA-32014

**Other means of Identification**

**Synonyms** None  
**Hazardous Material Number:** HM008547

**Recommended use of the chemical and restrictions on use**

**Recommended Use** Surfactant  
**Uses advised against** Consumer use

**Supplier's name, address and phone number**

**Manufacturer/Supplier** Halliburton Australia Pty. Ltd.  
 15 Marriott Road, Jandakot, WA 6164  
 Australia  
 ACN Number: 009 000 775  
 Telephone Number: + 61 1 800 686 951  
 Fax Number: 61 (08) 9455 5300  
**E-mail Address** fdunexchem@halliburton.com

**Emergency phone number**

+ 61 1 800 686 951  
 Global Incident Response Access Code: 334305  
 Contract Number: 14012

**Australian Poisons Information Centre**

24 Hour Service: - 13 11 26  
 Police or Fire Brigade: - 000 (exchange): - 1100

## 2. Hazard Identification

**Statement of Hazardous Nature** Hazardous according to the criteria of the 3rd Revised Edition of the Globally Harmonised System of Classification and Labelling of Chemicals (GHS), Dangerous Goods according to the criteria of ADG.

**Classification of the hazardous chemical**

Aspiration Toxicity	Category 1 - H304
Skin Corrosion/Irritation	Category 2 - H315
Serious Eye Damage/Irritation	Category 1 - H318
Reproductive Toxicity	Category 1B - H360
Acute Aquatic Toxicity	Category 2 - H401
Flammable liquids.	Category 3 - H226

**Label elements, including precautionary statements**

## Hazard Pictograms



### Signal Word

DANGER

### Hazard Statements:

H226 - Flammable liquid and vapor  
 H304 - May be fatal if swallowed and enters airways  
 H315 - Causes skin irritation  
 H318 - Causes serious eye damage  
 H360 - May damage fertility or the unborn child  
 H401 - Toxic to aquatic life

### Precautionary Statements

#### Prevention

P201 - Obtain special instructions before use  
 P202 - Do not handle until all safety precautions have been read and understood  
 P210 - Keep away from heat, hot surfaces, sparks, open flames and other ignition sources. No smoking.  
 P233 - Keep container tightly closed  
 P240 - Ground and bond container and receiving equipment.  
 P241 - Use explosion-proof electrical/ventilating/lighting/equipment  
 P242 - Use only non-sparking tools  
 P243 - Take action to prevent static discharges.  
 P264 - Wash face, hands and any exposed skin thoroughly after handling  
 P273 - Avoid release to the environment  
 P280 - Wear protective gloves/protective clothing/eye protection/face protection  
 P281 - Use personal protective equipment as required

#### Response

P301 + P310 - IF SWALLOWED: Immediately call a POISON CENTER or doctor/physician  
 P331 - Do NOT induce vomiting  
 P302 + P352 - IF ON SKIN: Wash with plenty of water.  
 P332 + P313 - If skin irritation occurs: Get medical advice/attention  
 P362 + P364 - Take off contaminated clothing and wash before reuse  
 P305 + P351 + P338 - IF IN EYES: Rinse cautiously with water for several minutes. Remove contact lenses, if present and easy to do. Continue rinsing  
 P310 - Immediately call a POISON CENTER or doctor/physician  
 P308 + P313 - IF exposed or concerned: Get medical advice/attention  
 P370 + P378 - In case of fire: Use water spray for extinction  
 P403 + P235 - Store in a well-ventilated place. Keep cool  
 P405 - Store locked up

#### Storage

#### Disposal

P501 - Dispose of contents/container in accordance with local/regional/national/international regulations

### Contains Substances

Hydrotreated light petroleum distillate  
 Ethanol  
 Fatty acids, tall-oil, ethoxylated  
 C12-C15 Ethoxylated alcohols  
 Amides, tall-oil fatty, N,N-bis(hydroxyethyl)  
 Butyl alcohol

### CAS Number

64742-47-8  
 64-17-5  
 61791-00-2  
 68131-39-5  
 68155-20-4  
 71-36-3

Methanol

67-56-1

**Other hazards which do not result in classification**

None known

For the full text of the H-phrases mentioned in this Section, see Section 16

### 3. Composition/information on Ingredients

Substances	CAS Number	PERCENT (w/w)	GHS Classification - Australia
Hydrotreated light petroleum distillate	64742-47-8	10 - 30%	Asp. Tox. 1 (H304)
Ethanol	64-17-5	10 - 30%	Eye Irrit. 2A (H319) Flam. Liq. 2 (H225)
Fatty acids, tall-oil, ethoxylated	61791-00-2	10 - 30%	Skin Irrit. 2 (H315) Eye Irrit. 2A (H319)
C12-C15 Ethoxylated alcohols	68131-39-5	10 - 30%	Acute Tox. 4 (H302) Skin Irrit. 2 (H315) Eye Corr. 1 (H318) Aquatic Acute 1 (H400) Aquatic Chronic 3 (H412)
Amides, tall-oil fatty, N,N-bis(hydroxyethyl)	68155-20-4	10 - 30%	Skin Irrit. 2 (H315) Eye Corr. 1 (H318) Aquatic Acute 2 (H401) Aquatic Chronic 3 (H412)
Butyl alcohol	71-36-3	5 - 10%	Acute Tox. 4 (H302) Skin Irrit. 2 (H315) Eye Corr. 1 (H318) STOT SE 3 (H335) Flam. Liq. 3 (H226)
Methanol	67-56-1	0.1 - 1%	Acute Tox. 3 (H301) Acute Tox. 3 (H311) Acute Tox. 3 (H331) Repr. 1B (H360) STOT SE 1 (H370) Flam. Liq. 2 (H225)

### 4. First aid measures

**Description of necessary first aid measures****Inhalation**

If inhaled, remove from area to fresh air. Get medical attention if respiratory irritation develops or if breathing becomes difficult.

**Eyes**

In case of contact, immediately flush eyes with plenty of water for at least 30 minutes. Remove contact lenses after the first 5 minutes and continue washing. Seek immediate medical attention/advice. Suitable emergency eye wash facility should be immediately available

**Skin**

In case of contact, immediately flush skin with plenty of soap and water for at least 15 minutes. Get medical attention.

**Ingestion**

Get medical attention! If vomiting occurs, keep head lower than hips to prevent aspiration. Rinse mouth. Never give anything by mouth to an unconscious person. Following ingestion, onset of symptoms may be delayed by 12 to 24 hours. Admission to hospital should be the first priority even if symptoms are absent.

**Symptoms caused by exposure**

Causes severe eye irritation which may damage tissue. Causes skin irritation. Aspiration into the lungs may cause chemical pneumonitis including coughing, difficulty breathing, wheezing, coughing up blood and pneumonia, which can be fatal. Potential reproductive hazard. May cause birth defects.

**Medical Attention and Special Treatment****Notes to Physician**

Treat symptomatically

## 5. Fire Fighting Measures

### Suitable extinguishing equipment

#### **Suitable Extinguishing Media**

Water fog, carbon dioxide, foam, dry chemical.

#### **Extinguishing media which must not be used for safety reasons**

Do NOT spray pool fires directly with water. A solid stream of water directed into hot burning liquid can cause splattering.

### Specific hazards arising from the chemical

#### **Special exposure hazards in a fire**

Decomposition in fire may produce harmful gases.

### Special protective equipment and precautions for fire fighters

#### **Special protective equipment for firefighters**

Full protective clothing and approved self-contained breathing apparatus required for fire fighting personnel.

## 6. Accidental release measures

### 6.1. Personal precautions, protective equipment and emergency procedures

Ensure adequate ventilation. Use appropriate protective equipment. Remove sources of ignition. Take precautionary measures against static discharges. All equipment used when handling the product must be grounded. Avoid contact with skin, eyes and clothing.

### 6.2. Environmental precautions

Prevent from entering sewers, waterways, or low areas.

### 6.3. Methods and material for containment and cleaning up

Dike far ahead of liquid spill for later disposal. Soak up with inert absorbent material. Pick up and transfer to properly labeled containers. Remove ignition sources and work with non-sparking tools.

## 7. Handling and storage

### 7.1. Precautions for safe handling

#### **Handling Precautions**

Ensure adequate ventilation. Use appropriate protective equipment. Remove sources of ignition. Ground and bond containers when transferring from one container to another. Avoid contact with eyes, skin, or clothing.

#### **Hygiene Measures**

Handle in accordance with good industrial hygiene and safety practice.

### 7.2. Conditions for safe storage, including any incompatibilities

#### **Storage Information**

Store in a cool well ventilated area. Keep from heat, sparks, and open flames.

#### **Other Guidelines**

No information available

## 8. Exposure Controls/Personal Protection

### Control parameters - exposure standards, biological monitoring

#### **Exposure Limits**

Substances	CAS Number	Australia NOHSC	ACGIH TLV-TWA
Hydrotreated light petroleum distillate	64742-47-8	Not applicable	Not applicable
Ethanol	64-17-5	TWA: 1000 ppm TWA: 1880 mg/m <sup>3</sup>	STEL: 1000 ppm
Fatty acids, tall-oil, ethoxylated	61791-00-2	Not applicable	Not applicable
C12-C15 Ethoxylated alcohols	68131-39-5	Not applicable	Not applicable
Amides, tall-oil fatty, N,N-bis(hydroxyethyl)	68155-20-4	Not applicable	Not applicable
Butyl alcohol	71-36-3	50 ppm	TWA: 20 ppm

Methanol	67-56-1	TWA: 200 ppm TWA: 262 mg/m <sup>3</sup> STEL: 250 ppm STEL: 328 mg/m <sup>3</sup>	TWA: 200 ppm STEL: 250 ppm
----------	---------	--	-------------------------------

**Appropriate engineering controls****Engineering Controls**

Ensure adequate ventilation, especially in confined areas

**Personal protective equipment (PPE)****Personal Protective Equipment**

If engineering controls and work practices cannot prevent excessive exposures, the selection and proper use of personal protective equipment should be determined by an industrial hygienist or other qualified professional based on the specific application of this product.

**Respiratory Protection**

If engineering controls and work practices cannot keep exposure below occupational exposure limits or if exposure is unknown, wear a NIOSH certified, European Standard EN 149, AS/NZS 1715:2009, or equivalent respirator when using this product. Selection of and instruction on using all personal protective equipment, including respirators, should be performed by an Industrial Hygienist or other qualified professional.  
Organic vapor respirator.

**Hand Protection**

Use gloves which are suitable for the chemicals present in this product as well as other environmental factors in the workplace.

**Skin Protection**

Wear impervious protective clothing, including boots, gloves, lab coat, apron, rain jacket, pants or coverall, as appropriate, to prevent skin contact.

**Eye Protection**

Chemical goggles; also wear a face shield if splashing hazard exists.

**Other Precautions**

Eyewash fountains and safety showers must be easily accessible.

**Environmental Exposure Controls**

No information available

## 9. Physical and Chemical Properties

**9.1. Information on basic physical and chemical properties****Physical State:** Liquid**Color**

Colorless to Light Amber

**Odor:** Mild hydrocarbon**Odor Threshold:**

No information available

PropertyValuesRemarks/ - Method**pH:**

No data available

**Freezing Point / Range**

-44.2 °C

**Melting Point / Range**

No data available

**Boiling Point / Range**

No data available

**Flash Point**

34 °C / 93.2 °F

**Evaporation rate**

No data available

**Vapor Pressure**

No data available

**Vapor Density**

No data available

**Specific Gravity**

0.918

**Water Solubility**

No data available

**Solubility in other solvents**

No data available

**Partition coefficient: n-octanol/water**

No data available

**Autoignition Temperature**

No data available

**Decomposition Temperature**

No data available

**Viscosity**

No data available

**Explosive Properties**

No information available

**Oxidizing Properties**

No information available

**9.2. Other information****VOC Content (%)**

No data available

## 10. Stability and Reactivity

**10.1. Reactivity**

Not expected to be reactive.

**10.2. Chemical stability**

Stable

**10.3. Possibility of hazardous reactions**

Will Not Occur

**10.4. Conditions to avoid**

Keep away from heat, sparks and flame.

**10.5. Incompatible materials**

Strong oxidizers. Strong acids. Strong alkalis.

**10.6. Hazardous decomposition products**

Carbon oxides. Oxides of nitrogen.

<b>11. Toxicological Information</b>
--------------------------------------

**Information on routes of exposure****Principle Route of Exposure** Skin contact. Eye contact. Inhalation.**Symptoms related to exposure****Most Important Symptoms/Effects**

Causes severe eye irritation which may damage tissue. Causes skin irritation. Aspiration into the lungs may cause chemical pneumonitis including coughing, difficulty breathing, wheezing, coughing up blood and pneumonia, which can be fatal. Potential reproductive hazard. May cause birth defects.

**Toxicology data for the components**

Substances	CAS Number	LD50 Oral	LD50 Dermal	LC50 Inhalation
Hydrotreated light petroleum distillate	64742-47-8	>5000 mg/kg-bw (rat) (similar substance)	>2000 mg/kg-bw (rabbit) (similar substance)	>5.2 mg/L (rat, 4 h, vapor) (similar substance)
Ethanol	64-17-5	7060 mg/kg (Rat) 10,470 mg/kg (Rat)	> 15,800 mg/kg (Rabbit) 17,100 mg/kg (Rabbit)	124.7 mg/L (Rat) 4h
Fatty acids, tall-oil, ethoxylated	61791-00-2	> 6400 mg/kg (Rat)	No data available	No data available
C12-C15 Ethoxylated alcohols	68131-39-5	2 g/kg (Rat) 1600 mg/kg (Rat) > 5000 mg/kg (Rat)	> 2000 mg/kg (Rat) 2500 mg/kg (Rabbit)	No data available
Amides, tall-oil fatty, N,N-bis(hydroxyethyl)	68155-20-4	3500 mg/kg (Rat) > 5000 mg/kg (Rat)	> 2000 mg/kg (Rabbit)	> 0.219 mg/L (Mouse) 4h (similar substance)
Butyl alcohol	71-36-3	790 mg/kg (Rat)	3400 mg/kg (Rabbit)	> 17.6 mg/L (Rat) 4h
Methanol	67-56-1	300 mg/kg-bw (human) < 790 to 13,000 mg/kg (rat)	1000 mg/kg-bw (human) 17,100 mg/kg (rabbit)	10 mg/L (human, 4h, vapor)

**Immediate, delayed and chronic health effects from exposure****Inhalation**

May cause central nervous system depression including headache, dizziness, drowsiness, incoordination, slowed reaction time, slurred speech, giddiness and unconsciousness.

**Eye Contact**

Causes severe eye irritation which may damage tissue.

**Skin Contact**

Causes skin irritation.

**Ingestion**

Aspiration into the lungs may cause chemical pneumonitis including coughing, difficulty breathing, wheezing, coughing up blood and pneumonia, which can be fatal. Ingestion of this product may cause blindness due to the presence of methanol.

**Chronic Effects/Carcinogenicity** Prolonged or repeated exposure may cause reproductive system damage. May cause birth defects.

**Exposure Levels**

No data available

**Interactive effects**

No data available

**Data limitations**

No data available

Substances	CAS Number	Skin corrosion/irritation
Hydrotreated light petroleum distillate	64742-47-8	Non-irritating to the skin (similar substances)
Ethanol	64-17-5	Not irritating to skin in rabbits.
Fatty acids, tall-oil, ethoxylated	61791-00-2	Irritating to skin.
C12-C15 Ethoxylated alcohols	68131-39-5	May cause moderate skin irritation. (Rabbit)
Amides, tall-oil fatty, N,N-bis(hydroxyethyl)	68155-20-4	Skin, rabbit: Causes moderate skin irritation. (similar substances)
Butyl alcohol	71-36-3	Causes moderate skin irritation.
Methanol	67-56-1	Non-irritating to the skin (Rabbit)

Substances	CAS Number	Serious eye damage/irritation
Hydrotreated light petroleum distillate	64742-47-8	Non-irritating to rabbit's eye (similar substances)
Ethanol	64-17-5	Causes moderate eye irritation (Rabbit)
Fatty acids, tall-oil, ethoxylated	61791-00-2	Irritating to eyes
C12-C15 Ethoxylated alcohols	68131-39-5	Risk of serious damage to eyes (Rabbit) (similar substances)
Amides, tall-oil fatty, N,N-bis(hydroxyethyl)	68155-20-4	Causes severe eye irritation (similar substances)
Butyl alcohol	71-36-3	Causes severe eye irritation
Methanol	67-56-1	Non-irritating to the eye (Rabbit)

Substances	CAS Number	Skin Sensitization
Hydrotreated light petroleum distillate	64742-47-8	Did not cause sensitization on laboratory animals (guinea pig) (similar substances)
Ethanol	64-17-5	Did not cause sensitization on laboratory animals
Fatty acids, tall-oil, ethoxylated	61791-00-2	No information available
C12-C15 Ethoxylated alcohols	68131-39-5	Did not cause sensitization on laboratory animals (guinea pig)
Amides, tall-oil fatty, N,N-bis(hydroxyethyl)	68155-20-4	Did not cause sensitization on laboratory animals (similar substances)
Butyl alcohol	71-36-3	Not confirmed to cause skin or respiratory sensitization.
Methanol	67-56-1	Did not cause sensitization on laboratory animals (guinea pig)

Substances	CAS Number	Respiratory Sensitization
Hydrotreated light petroleum distillate	64742-47-8	No information available
Ethanol	64-17-5	Did not cause sensitization on laboratory animals
Fatty acids, tall-oil, ethoxylated	61791-00-2	No information available
C12-C15 Ethoxylated alcohols	68131-39-5	No information available
Amides, tall-oil fatty, N,N-bis(hydroxyethyl)	68155-20-4	No information available
Butyl alcohol	71-36-3	No information available
Methanol	67-56-1	No information available

Substances	CAS Number	Mutagenic Effects
Hydrotreated light petroleum distillate	64742-47-8	In vitro tests did not show mutagenic effects. In vivo tests did not show mutagenic effects. (similar substances)
Ethanol	64-17-5	Not regarded as mutagenic.
Fatty acids, tall-oil, ethoxylated	61791-00-2	No information available
C12-C15 Ethoxylated alcohols	68131-39-5	In vivo tests did not show mutagenic effects. In vitro tests did not show mutagenic effects.
Amides, tall-oil fatty, N,N-bis(hydroxyethyl)	68155-20-4	In vitro tests did not show mutagenic effects. In vivo tests did not show mutagenic effects. (similar substances)
Butyl alcohol	71-36-3	In vitro tests did not show mutagenic effects.
Methanol	67-56-1	The weight of evidence from available in vitro and in vivo studies indicates that this substance is not expected to be mutagenic.

Substances	CAS Number	Carcinogenic Effects
------------	------------	----------------------



Hydrotreated light petroleum distillate	64742-47-8	Did not show carcinogenic effects in animal experiments (similar substances)
Ethanol	64-17-5	Did not show carcinogenic effects in animal experiments
Fatty acids, tall-oil, ethoxylated	61791-00-2	No information available
C12-C15 Ethoxylated alcohols	68131-39-5	Did not show carcinogenic effects in animal experiments
Amides, tall-oil fatty, N,N-bis(hydroxyethyl)	68155-20-4	Not regarded as carcinogenic.
Butyl alcohol	71-36-3	No information available
Methanol	67-56-1	No data of sufficient quality are available.

Substances	CAS Number	Reproductive toxicity
Hydrotreated light petroleum distillate	64742-47-8	Animal testing did not show any effects on fertility. Did not show teratogenic effects in animal experiments. (similar substances)
Ethanol	64-17-5	Animal testing did not show any effects on fertility.
Fatty acids, tall-oil, ethoxylated	61791-00-2	No information available
C12-C15 Ethoxylated alcohols	68131-39-5	No significant toxicity observed in animal studies at concentration requiring classification.
Amides, tall-oil fatty, N,N-bis(hydroxyethyl)	68155-20-4	Not a confirmed teratogen or embryotoxin.
Butyl alcohol	71-36-3	Animal testing did not show any effects on fertility. Did not show teratogenic effects in animal experiments.
Methanol	67-56-1	Experiments have shown reproductive toxicity effects on laboratory animals

Substances	CAS Number	STOT - single exposure
Hydrotreated light petroleum distillate	64742-47-8	No significant toxicity observed in animal studies at concentration requiring classification.
Ethanol	64-17-5	No significant toxicity observed in animal studies at concentration requiring classification.
Fatty acids, tall-oil, ethoxylated	61791-00-2	No information available
C12-C15 Ethoxylated alcohols	68131-39-5	No significant toxicity observed in animal studies at concentration requiring classification. (similar substances)
Amides, tall-oil fatty, N,N-bis(hydroxyethyl)	68155-20-4	No significant toxicity observed in animal studies at concentration requiring classification.
Butyl alcohol	71-36-3	May cause respiratory irritation.
Methanol	67-56-1	May cause disorder and damage to the Central Nervous System (CNS)

Substances	CAS Number	STOT - repeated exposure
Hydrotreated light petroleum distillate	64742-47-8	No significant toxicity observed in animal studies at concentration requiring classification. (similar substances)
Ethanol	64-17-5	No significant toxicity observed in animal studies at concentration requiring classification.
Fatty acids, tall-oil, ethoxylated	61791-00-2	No information available
C12-C15 Ethoxylated alcohols	68131-39-5	No significant toxicity observed in animal studies at concentration requiring classification. (similar substances)
Amides, tall-oil fatty, N,N-bis(hydroxyethyl)	68155-20-4	No significant toxicity observed in animal studies at concentration requiring classification.
Butyl alcohol	71-36-3	No significant toxicity observed in animal studies at concentration requiring classification.
Methanol	67-56-1	No data of sufficient quality are available.

Substances	CAS Number	Aspiration hazard
Hydrotreated light petroleum distillate	64742-47-8	Aspiration into the lungs may cause chemical pneumonitis including coughing, difficulty breathing, wheezing, coughing up blood and pneumonia, which can be fatal.
Ethanol	64-17-5	Not applicable
Fatty acids, tall-oil, ethoxylated	61791-00-2	Not applicable
C12-C15 Ethoxylated alcohols	68131-39-5	No adverse health effects are expected from swallowing.
Amides, tall-oil fatty, N,N-bis(hydroxyethyl)	68155-20-4	No information available
Butyl alcohol	71-36-3	Aspiration into the lungs may cause chemical pneumonitis including coughing, difficulty breathing, wheezing, coughing up blood and pneumonia, which can be fatal.
Methanol	67-56-1	Not applicable

## 12. Ecological Information

### Ecotoxicity

#### Product Ecotoxicity Data

Product is not classified as hazardous to the environment.

#### Substance Ecotoxicity Data

Substances	CAS Number	Toxicity to Algae	Toxicity to Fish	Toxicity to Microorganisms	Toxicity to Invertebrates
Hydrotreated light petroleum distillate	64742-47-8	ErL50(72 h)>10000 mg/L (Skeletonema costatum)	LC50(96 h)>10000 mg/L (Scophthalmus maximus) NOELC(28 d)>1000 mg/L (fish)	No information available	LC50(48 h)>10000 mg/L (Acartia tonsa) NOEC(21 d)=1000 mg/L (Daphnia magna)
Ethanol	64-17-5	No information available	LC50 > 100 mg/L (Pimephales promelas)	No information available	LC50 9268 - 14,221 mg/L (Daphnia magna) LC50 5012 mg/L (Ceriodaphnia dubia) NOEC 9.6 mg/L (Daphnia magna)
Fatty acids, tall-oil, ethoxylated	61791-00-2	EC50 (72h) > 44 mg/L EC50 (72h) 2.5 mg/L (Skeletonema costatum)	LC50 (95h) 7.8 mg/L (Brachydanio rerio) LC50 (96h) 45 mg/L (Cyprinodon variegatus)	EC20 (180m) >1000 mg/L	EC50 (48h) 16 mg/L (Daphnia magna) EC50 (48h) 26.8 mg/L (Acartia tonsa)
C12-C15 Ethoxylated alcohols	68131-39-5	No information available	EC50 (48h) 0.39 mg/L (Ceriodaphnia dubia) NOEC (30d) 0.28 mg/L (Pimephales promelas) NOEC (16d) 0.16 mg/L (Lepomis macrochirus)	No information available	No information available
Amides, tall-oil fatty, N,N-bis(hydroxyethyl)	68155-20-4	EC50 (72h) 2.2 mg/L (Scenedesmus subspicatus) (similar substance)	LC50 (96h) 6.7 mg/L (Danio rerio) (similar substance)	No information available	LC50 (21d) = 0.1 mg/L (Daphnia magna) LC50 (48h) = 2.15 mg/L
Butyl alcohol	71-36-3	EC50 (96h) 225 mg/L (Pseudokirchnerella subcapitata)	LC50 (96h) 1376 mg/L (Pimephales promelas)	No information available	EC50 (48h) 1328 mg/L (Daphnia magna) NOEC (21d) 4.1 mg/L (Daphnia magna) EC50 (21d) 18 mg/L (Daphnia magna)
Methanol	67-56-1	EC50 (96 h) =22000 mg/L (Pseudokirchnerella subcapitata) NOEC (8 d) =8000 mg/L (Scenedesmus quadricauda)	LC50 (96 h) =15400 mg/L (Lepomis macrochirus) EC50 (200 h) =14536 mg/L (Oryzias latipes)	IC50 (3h) > 1000 mg/L (activated sludge)	EC50 (96 h) =18260 mg/L (Daphnia magna) NOEC (21 d) =208 mg/L (Daphnia magna)

### 12.2. Persistence and degradability

Substances	CAS Number	Persistence and Degradability
Hydrotreated light petroleum distillate	64742-47-8	Readily biodegradable (68.1% @ 28d)
Ethanol	64-17-5	No information available
Fatty acids, tall-oil, ethoxylated	61791-00-2	Readily biodegradable (74% @ 28d)
C12-C15 Ethoxylated alcohols	68131-39-5	Readily biodegradable
Amides, tall-oil fatty, N,N-bis(hydroxyethyl)	68155-20-4	Readily biodegradable (77% @ 28d)
Butyl alcohol	71-36-3	Biodegradable. (92% @ 20d)
Methanol	67-56-1	Readily biodegradable (95% @ 20d)

### 12.3. Bioaccumulative potential

Substances	CAS Number	Log Pow
Hydrotreated light petroleum distillate	64742-47-8	No information available
Ethanol	64-17-5	-0.32
Fatty acids, tall-oil, ethoxylated	61791-00-2	MW > 700
C12-C15 Ethoxylated alcohols	68131-39-5	3
Amides, tall-oil fatty, N,N-bis(hydroxyethyl)	68155-20-4	3.2 (estimated)

Butyl alcohol	71-36-3	1
Methanol	67-56-1	Not Bioaccumulative; BCF=1

#### 12.4. Mobility in soil

Substances	CAS Number	Mobility
Hydrotreated light petroleum distillate	64742-47-8	No information available
Ethanol	64-17-5	No information available
Fatty acids, tall-oil, ethoxylated	61791-00-2	No information available
C12-C15 Ethoxylated alcohols	68131-39-5	No information available
Amides, tall-oil fatty, N,N-bis(hydroxyethyl)	68155-20-4	No information available
Butyl alcohol	71-36-3	KOC = 72
Methanol	67-56-1	No information available

#### 12.6. Other adverse effects

##### Endocrine Disruptor Information

This product does not contain any known or suspected endocrine disruptors

### 13. Disposal Considerations

#### Safe handling and disposal methods

Disposal should be made in accordance with federal, state, and local regulations.

#### Disposal of any contaminated packaging

Follow all applicable national or local regulations.

#### Environmental regulations

Not applicable

### 14. Transport Information

#### Transportation Information

##### Australia ADG

UN Number: UN1993  
 UN proper shipping name: Flammable Liquid, N.O.S. (Contains Ethanol, Butanol)  
 Transport Hazard Class(es): 3  
 Packing Group: III  
 Environmental Hazards: Not applicable

##### IMDG/IMO

UN Number: UN1993  
 UN proper shipping name: Flammable Liquid, N.O.S. (Contains Ethanol, Butanol)  
 Transport Hazard Class(es): 3  
 Packing Group: III  
 Environmental Hazards: Not applicable

##### IATA/ICAO

UN Number: UN1993  
 UN proper shipping name: Flammable Liquid, N.O.S. (Contains Ethanol, Butanol)  
 Transport Hazard Class(es): 3  
 Packing Group: III  
 Environmental Hazards: Not applicable

#### Special precautions during transport

None

#### HazChem Code

•3Y

### 15. Regulatory Information

**Safety, health and environmental regulations specific for the product****International Inventories****Australian AICS Inventory**

All components are listed on the AICS or are subject to a relevant exemption, permit, or assessment certificate.

**New Zealand Inventory of Chemicals**

All components are listed on the NZIoC or are subject to a relevant exemption, permit, or assessment certificate.

**EINECS (European Inventory of Existing Chemical Substances)**

This product does not comply with EINECS

**US TSCA Inventory**

All components listed on inventory or are exempt.

**Canadian Domestic Substances List (DSL)**

All components listed on inventory or are exempt.

**Poisons Schedule number**

None Allocated

**International Agreements****Montreal Protocol - Ozone Depleting Substances:**

Does not apply

**Stockholm Convention - Persistent Organic Pollutants:**

Does not apply

**Rotterdam Convention - Prior Informed Consent:**

Does not apply

**Basel Convention - Hazardous Waste:**

Does not apply

<b>16. Other information</b>
------------------------------

**Date of preparation or review****Revision Date:**

31-Aug-2017

**Revision Note**

SDS sections updated:

2

**Full text of H-Statements referred to under sections 2 and 3**

H225 - Highly flammable liquid and vapor

H226 - Flammable liquid and vapor

H301 - Toxic if swallowed

H302 - Harmful if swallowed

H304 - May be fatal if swallowed and enters airways

H311 - Toxic in contact with skin

H315 - Causes skin irritation

H318 - Causes serious eye damage

H319 - Causes serious eye irritation

H331 - Toxic if inhaled

H335 - May cause respiratory irritation

H360 - May damage fertility or the unborn child

H370 - Causes damage to organs

H400 - Very toxic to aquatic life

H401 - Toxic to aquatic life

H412 - Harmful to aquatic life with long lasting effects

**Additional information**

For additional information on the use of this product, contact your local Halliburton representative.

For questions about the Safety Data Sheet for this or other Halliburton products, contact Chemical Stewardship at 1-580-251-4335.

**Key abbreviations or acronyms used**

bw – body weight

CAS – Chemical Abstracts Service

EC50 – Effective Concentration 50%

LC50 – Lethal Concentration 50%

---

LD50 – Lethal Dose 50%  
LL50 – Lethal Loading 50%  
mg/kg – milligram/kilogram  
mg/L – milligram/liter  
NOEC – No Observed Effect Concentration  
OEL – Occupational Exposure Limit  
PBT – Persistent Bioaccumulative and Toxic  
ppm – parts per million  
STEL – Short Term Exposure Limit  
TWA – Time-Weighted Average  
vPvB – very Persistent and very Bioaccumulative  
h - hour  
mg/m<sup>3</sup> - milligram/cubic meter  
mm - millimeter  
mmHg - millimeter mercury  
w/w - weight/weight  
d - day

**Key literature references and sources for data**

[www.ChemADVISOR.com/](http://www.ChemADVISOR.com/)

**Disclaimer Statement**

This information is furnished without warranty, expressed or implied, as to accuracy or completeness. The information is obtained from various sources including the manufacturer and other third party sources. The information may not be valid under all conditions nor if this material is used in combination with other materials or in any process. Final determination of suitability of any material is the sole responsibility of the user.

**End of Safety Data Sheet**

**SAFETY DATA SHEET****FE-2**

Revision Date: 16-Apr-2015

Revision Number: 28

**1. Product Identifier & Identity for the Chemical**

**Statement of Hazardous Nature** Hazardous according to the criteria of the 3rd Revised Edition of the Globally Harmonised System of Classification and Labelling of Chemicals (GHS), Non-Dangerous Goods according to the criteria of ADG.

**1.1. Product Identifier**

**Product Name** FE-2

**Other means of Identification**

**Synonyms:** None  
**Product Code:** HM000682

**Recommended use of the chemical and restrictions on use**

**Recommended Use** Iron Control Agent  
**Uses Advised Against** No information available

**Supplier's name, address and phone number**

**Manufacturer/Supplier** Halliburton Australia Pty. Ltd.  
15 Marriott Road  
Jandakot  
WA 6164  
Australia  
  
ACN Number: 009 000 775  
Telephone Number: + 61 1 800 686 951  
Fax Number: 61 (08) 9455 5300  
**E-Mail address:** fdunexchem@halliburton.com

**Emergency phone number**

+ 61 1 800 686 951

**Australian Poisons Information Centre**

24 Hour Service: - 13 11 26  
Police or Fire Brigade: - 000 (exchange): - 1100

**2. Hazard Identification**

**Statement of Hazardous Nature** Hazardous according to the criteria of the 3rd Revised Edition of the Globally Harmonised System of Classification and Labelling of Chemicals (GHS), Non-Dangerous Goods according to the criteria of ADG.

**Classification of the hazardous chemical**

Serious Eye Damage / Eye Irritation	Category 2 - H319
-------------------------------------	-------------------

**Label elements, including precautionary statements****Hazard Pictograms**



<b>Signal Word</b>	Warning
<b>Hazard Statements</b>	H319 - Causes serious eye irritation
<b>Precautionary Statements</b>	
<b>Prevention</b>	P264 - Wash face, hands and any exposed skin thoroughly after handling P280 - Wear eye protection/face protection
<b>Response</b>	P305 + P351 + P338 - IF IN EYES: Rinse cautiously with water for several minutes. Remove contact lenses, if present and easy to do. Continue rinsing P337 + P313 - If eye irritation persists: Get medical advice/attention
<b>Storage</b>	None
<b>Disposal</b>	None

**Contains Substances**  
Citric acid

**CAS Number**  
77-92-9

**Other hazards which do not result in classification**

This substance is not considered to be persistent, bioaccumulating nor toxic (PBT).  
This substance is not considered to be very persistent nor very bioaccumulating (vPvB).

**Australia Classification**

*For the full text of the H-phrases mentioned in this Section, see Section 16*

<b>Classification</b>	Xi - Irritant.
<b>Risk Phrases</b>	R36 Irritating to eyes.

### 3. Composition/information on Ingredients

Substances	CAS Number	PERCENT (w/w)	GHS Classification - Australia
Citric acid	77-92-9	60 - 100%	Eye Irrit. 2A (H319)

### 4. First aid measures

**Description of necessary first aid measures**

<b>Inhalation</b>	If inhaled, remove from area to fresh air. Get medical attention if respiratory irritation develops or if breathing becomes difficult.
<b>Eyes</b>	In case of contact, or suspected contact, immediately flush eyes with plenty of water for at least 15 minutes and get medical attention immediately after flushing.
<b>Skin</b>	Wash with soap and water. Get medical attention if irritation persists.
<b>Ingestion</b>	Do NOT induce vomiting. Give nothing by mouth. Obtain immediate medical attention.

**Symptoms caused by exposure**

Causes eye irritation.

**Medical Attention and Special Treatment**

**Notes to Physician** Treat symptomatically

## 5. Fire Fighting Measures

**Suitable extinguishing equipment****Suitable Extinguishing Media**

Water fog, carbon dioxide, foam, dry chemical.

**Extinguishing media which must not be used for safety reasons**

None known.

**Specific hazards arising from the chemical****Special Exposure Hazards**

Decomposition in fire may produce harmful gases. Organic dust in the presence of an ignition source can be explosive in high concentrations. Good housekeeping practices are required to minimize this potential.

**Special protective equipment and precautions for fire fighters****Special Protective Equipment for Fire-Fighters**

Full protective clothing and approved self-contained breathing apparatus required for fire fighting personnel.

## 6. Accidental release measures

**6.1. Personal precautions, protective equipment and emergency procedures**

Use appropriate protective equipment. Avoid creating and breathing dust. Avoid contact with skin, eyes and clothing. Ensure adequate ventilation.

**6.2. Environmental precautions**

Prevent from entering sewers, waterways, or low areas.

**6.3. Methods and material for containment and cleaning up**

Scoop up and remove.

## 7. Handling and storage

**7.1. Precautions for Safe Handling****Handling Precautions**

Avoid contact with eyes, skin, or clothing. Avoid creating or inhaling dust. Ensure adequate ventilation. Wash hands after use. Launder contaminated clothing before reuse. Use appropriate protective equipment.

**Hygiene Measures**

Handle in accordance with good industrial hygiene and safety practice.

**7.2. Conditions for safe storage, including any incompatibilities****Storage Information**

Store away from alkalis. Store away from oxidizers. Store in a cool, dry location. Product has a shelf life of 60 months.

**Other Guidelines**

No information available

## 8. Exposure Controls/Personal Protection

**Control parameters - exposure standards, biological monitoring****Exposure Limits**

Substances	CAS Number	Australia NOHSC	ACGIH TLV-TWA
Citric acid	77-92-9	Not applicable	Not applicable

**Appropriate engineering controls**



**Engineering Controls** Use in a well ventilated area.

**Personal protective equipment (PPE)**

**Respiratory Protection** If engineering controls and work practices cannot keep exposure below occupational exposure limits or if exposure is unknown, wear a NIOSH certified, European Standard EN 149, AS/NZS 1715:2009, or equivalent respirator when using this product. Selection of and instruction on using all personal protective equipment, including respirators, should be performed by an Industrial Hygienist or other qualified professional.  
Dust/mist respirator. (N95, P2/P3)

**Hand Protection** Chemical-resistant protective gloves (EN 374) Suitable materials for longer, direct contact (recommended: protection index 6, corresponding to > 480 minutes permeation time as per EN 374): Nitrile gloves. (>= 0.35 mm thickness)

This information is based on literature references and on information provided by glove manufacturers, or is derived by analogy with similar substances. Please note that in practice the working life of chemical-resistant protective gloves may be considerably shorter than the permeation time determined in accordance with EN 374 as a result of the many influencing factors (e.g. temperature). If signs of wear and tear are noticed then the gloves should be replaced. Manufacturer's directions for use should be observed because of great diversity of types.

**Skin Protection** Normal work coveralls.

**Eye Protection** Chemical goggles; also wear a face shield if splashing hazard exists.

**Other Precautions** None known.

**Environmental Exposure Controls** Do not allow material to contaminate ground water system

## 9. Physical and Chemical Properties

### 9.1. Information on basic physical and chemical properties

**Physical State:** Solid  
**Odor:** Odorless

**Color:** White  
**Odor Threshold:** No information available

Property  
Remarks/ - Method

Values

<b>pH:</b>	2 - 2.2
<b>Freezing Point/Range</b>	No data available
<b>Melting Point/Range</b>	No data available
<b>Boiling Point/Range</b>	No data available
<b>Flash Point</b>	No data available
upper flammability limit	65
lower flammability limit	8
<b>Evaporation rate</b>	No data available
<b>Vapor Pressure</b>	No data available
<b>Vapor Density</b>	No data available
<b>Specific Gravity</b>	1.665
<b>Water Solubility</b>	Soluble in water
<b>Solubility in other solvents</b>	No data available
<b>Partition coefficient: n-octanol/water</b>	No data available
<b>Autoignition Temperature</b>	1000 °C / 1832 °F
<b>Decomposition Temperature</b>	No data available
<b>Viscosity</b>	No data available
<b>Explosive Properties</b>	No information available
<b>Oxidizing Properties</b>	No information available

### 9.2. Other information

**Molecular Weight** 192.13  
**VOC Content (%)** No data available

## 10. Stability and Reactivity

### 10.1. Reactivity

Not expected to be reactive.

### 10.2. Chemical Stability

Stable

**10.3. Possibility of Hazardous Reactions**

Will Not Occur

**10.4. Conditions to Avoid**

None anticipated

**10.5. Incompatible Materials**

Strong alkalis. Strong oxidizers.

**10.6. Hazardous Decomposition Products**

Carbon monoxide and carbon dioxide.

<b>11. Toxicological Information</b>
--------------------------------------

**Information on routes of exposure****Principle Route of Exposure** Eye or skin contact, inhalation.**Symptoms related to exposure****Most Important Symptoms/Effects**

Causes eye irritation.

**Numerical measures of toxicity****Toxicology data for the components**

Substances	CAS Number	LD50 Oral	LD50 Dermal	LC50 Inhalation
Citric acid	77-92-9	5400 mg/kg (Rat) 5790 mg/kg (Mouse) 11,700 mg/kg (Rat)	> 2000 mg/kg	No data available

**Immediate, delayed and chronic health effects from exposure****Inhalation** May cause mild respiratory irritation.**Eye Contact** Causes eye irritation.**Skin Contact** May cause mild skin irritation.**Ingestion** Irritation of the mouth, throat, and stomach. May cause abdominal pain, vomiting, nausea, and diarrhea.**Chronic Effects/Carcinogenicity** No data available to indicate product or components present at greater than 0.1% are chronic health hazards.**Exposure Levels**

No data available

**Interactive effects**

None known.

**Data limitations**

No data available

Substances	CAS Number	Skin corrosion/irritation
Citric acid	77-92-9	Not irritating to skin in rabbits.

Substances	CAS Number	Eye damage/irritation
Citric acid	77-92-9	Causes severe eye irritation.

Substances	CAS Number	Skin Sensitization
Citric acid	77-92-9	Patch test on human volunteers did not demonstrate sensitization properties

Substances	CAS Number	Respiratory Sensitization
Citric acid	77-92-9	No information available

Substances	CAS Number	Mutagenic Effects
Citric acid	77-92-9	Did not show mutagenic effects in animal experiments

Substances	CAS Number	Carcinogenic Effects
Citric acid	77-92-9	Did not show carcinogenic effects in animal experiments
Substances	CAS Number	Reproductive toxicity
Citric acid	77-92-9	Animal testing did not show any effects on fertility. Did not show teratogenic effects in animal experiments.
Substances	CAS Number	STOT - single exposure
Citric acid	77-92-9	No data of sufficient quality are available.
Substances	CAS Number	STOT - repeated exposure
Citric acid	77-92-9	No significant toxicity observed in animal studies at concentration requiring classification.
Substances	CAS Number	Aspiration hazard
Citric acid	77-92-9	No adverse health effects are expected from swallowing.

## 12. Ecological Information

### Ecotoxicity

#### Product Ecotoxicity Data

No data available

#### Substance Ecotoxicity Data

Substances	CAS Number	Toxicity to Algae	Toxicity to Fish	Toxicity to Microorganisms	Toxicity to Invertebrates
Citric acid	77-92-9	NOEC (8d) 425 mg/L (cell density) (Scenedesmus quadricauda) LOEC (8d) >80 mg/L (Microcystis aeruginosa)	LC50 (96h) 1516 mg/L (Lepomis macrochirus) LC50 (48h) 440 mg/L (Leuciscus idus melanotus) LC50 (96h) >100 mg/L (Pimephales promelas)	TT (72h) 485 mg/L (Entosiphon sulcatum)	TLM96 100-330 ppm (Crangon crangon) EC50 (24h) 1535 mg/L (Daphnia magna) LC50 (48h) 160 mg/L (Daphnia magna) EC50 (48h) >50 mg/L (Daphnia magna)

### 12.2. Persistence and degradability

Biodegradable.

Substances	CAS Number	Persistence and Degradability
Citric acid	77-92-9	Readily biodegradable (97% @ 28d)

### 12.3. Bioaccumulative potential

Does not bioaccumulate

Substances	CAS Number	Log Pow
Citric acid	77-92-9	-1.61 to -1.80

### 12.4. Mobility in soil

Substances	CAS Number	Mobility
Citric acid	77-92-9	No information available

### 12.6. Other adverse effects

#### Endocrine Disruptor Information

This product does not contain any known or suspected endocrine disruptors

## 13. Disposal Considerations

### Safe handling and disposal methods

Bury in a licensed landfill according to federal, state, and local regulations.

### Disposal of any contaminated packaging

Follow all applicable national or local regulations. Contaminated packaging may be disposed of by: rendering packaging incapable of containing any substance, or treating packaging to remove residual contents, or treating packaging to make sure the residual

contents are no longer hazardous, or by disposing of packaging into commercial waste collection.

**Environmental regulations**

Not applicable

**14. Transport Information****Transportation Information**

<b>UN Number:</b>	Not restricted
<b>UN Proper Shipping Name:</b>	Not restricted
<b>Transport Hazard Class(es):</b>	Not applicable
<b>Packing Group:</b>	Not applicable
<b>Environmental Hazards:</b>	Not applicable

**Special precautions during transport**

None

**HazChem Code**

None Allocated

**15. Regulatory Information****Safety, health and environmental regulations specific for the product****International Inventories**

<b>Australian AICS Inventory</b>	All components listed on inventory or are exempt.
<b>New Zealand Inventory of Chemicals</b>	All components listed on inventory or are exempt.
<b>EINECS Inventory</b>	This product, and all its components, complies with EINECS
<b>US TSCA Inventory</b>	All components listed on inventory or are exempt.
<b>Canadian DSL Inventory</b>	All components listed on inventory or are exempt.

**Poisons Schedule number**

None Allocated

**16. Other information****Date of preparation or review**

**Revision Date:** 16-Apr-2015

**Revision Note** Revision Note  
SDS sections updated: 2

**Full text of R-phrases referred to under Sections 2 and 3**

R36 - Irritating to eyes

**Full text of H-Statements referred to under sections 2 and 3**

H319 - Causes serious eye irritation

**Additional information**

For additional information on the use of this product, contact your local Halliburton representative.

For questions about the Safety Data Sheet for this or other Halliburton products, contact Chemical Stewardship at 1-580-251-4335.

**Key abbreviations or acronyms used**

bw – body weight CAS – Chemical Abstracts Service EC50 – Effective Concentration 50% LC50 – Lethal Concentration 50% LD50

---

– Lethal Dose 50% LL50 – Lethal Loading 50% mg/kg – milligram/kilogram mg/L – milligram/liter NOEC – No Observed Effect Concentration OEL – Occupational Exposure Limit PBT – Persistent Bioaccumulative and Toxic ppm – parts per million STEL – Short Term Exposure Limit TWA – Time-Weighted Average vPvB – very Persistent and very Bioaccumulative h - hour mg/m<sup>3</sup> - milligram/cubic meter mm - millimeter mmHg - millimeter mercury w/w - weight/weight d - day

**Key literature references and sources for data**

[www.ChemADVISOR.com/](http://www.ChemADVISOR.com/)  
NZ CCID

**Disclaimer Statement**

This information is furnished without warranty, expressed or implied, as to accuracy or completeness. The information is obtained from various sources including the manufacturer and other third party sources. The information may not be valid under all conditions nor if this material is used in combination with other materials or in any process. Final determination of suitability of any material is the sole responsibility of the user.

**End of Safety Data Sheet**

## SAFETY DATA SHEET

### HC-2A

Revision Date: 12-Jun-2018

Revision Number: 2

#### 1. Product Identifier & Identity for the Chemical

**Statement of Hazardous Nature** Hazardous according to the criteria of the 3rd Revised Edition of the Globally Harmonised System of Classification and Labelling of Chemicals (GHS), Non-Dangerous Goods according to the criteria of ADG.

**1.1. Product Identifier**

**Product Name** HC-2A

**Other means of Identification**

**Synonyms** None  
**Hazardous Material Number:** HM008835

**Recommended use of the chemical and restrictions on use**

**Recommended Use** Surfactant  
**Uses advised against** No information available

**Supplier's name, address and phone number**

**Manufacturer/Supplier** Halliburton Australia Pty. Ltd.  
 15 Marriott Road, Jandakot, WA 6164  
 Australia  
 ACN Number: 009 000 775  
 Telephone Number: + 61 1 800 686 951  
 Fax Number: 61 (08) 9455 5300  
**E-mail Address** fdunexchem@halliburton.com

**Emergency phone number**

+ 61 1 800 686 951  
 Global Incident Response Access Code: 334305  
 Contract Number: 14012

**Australian Poisons Information Centre**

24 Hour Service: - 13 11 26  
 Police or Fire Brigade: - 000 (exchange): - 1100

#### 2. Hazard Identification

**Statement of Hazardous Nature** Hazardous according to the criteria of the 3rd Revised Edition of the Globally Harmonised System of Classification and Labelling of Chemicals (GHS), Non-Dangerous Goods according to the criteria of ADG.

**Classification of the hazardous chemical**

Serious Eye Damage/Irritation	Category 1 - H318
Acute Aquatic Toxicity	Category 2 - H401
Chronic Aquatic Toxicity	Category 2 - H411

**Label elements, including precautionary statements**

**Hazard Pictograms**

**Signal Word**

DANGER

**Hazard Statements:**

H318 - Causes serious eye damage  
 H401 - Toxic to aquatic life  
 H411 - Toxic to aquatic life with long lasting effects

**Precautionary Statements****Prevention**

P273 - Avoid release to the environment  
 P280 - Wear eye protection/face protection

**Response**

P305 + P351 + P338 - IF IN EYES: Rinse cautiously with water for several minutes. Remove contact lenses, if present and easy to do. Continue rinsing  
 P310 - Immediately call a POISON CENTER or doctor/physician  
 P391 - Collect spillage

**Storage**

None

**Disposal**

P501 - Dispose of contents/container in accordance with local/regional/national/international regulations

**Contains****Substances**

Inner salt of alkyl amines

**CAS Number**

Proprietary

**Other hazards which do not result in classification**

None known

For the full text of the H-phrases mentioned in this Section, see Section 16

### 3. Composition/information on Ingredients

Substances	CAS Number	PERCENT (w/w)	GHS Classification - Australia
Inner salt of alkyl amines	Proprietary	10 - 30%	Eye Corr. 1 (H318) Aquatic Acute 2 (H401) Aquatic Chronic 2 (H411)

### 4. First aid measures

**Description of necessary first aid measures****Inhalation**

If inhaled, remove from area to fresh air. Get medical attention if respiratory irritation develops or if breathing becomes difficult.

**Eyes**

Immediately flush eyes with large amounts of water for at least 30 minutes. Seek prompt medical attention.

**Skin**

Wash with soap and water. Get medical attention if irritation persists.

**Ingestion**

Rinse mouth with water many times. Get medical attention if symptoms occur

**Symptoms caused by exposure**

Causes severe eye irritation which may damage tissue.

**Medical Attention and Special Treatment****Notes to Physician**

Treat symptomatically

## 5. Fire Fighting Measures

### Suitable extinguishing equipment

#### **Suitable Extinguishing Media**

Water fog, carbon dioxide, foam, dry chemical.

#### **Extinguishing media which must not be used for safety reasons**

None known.

### Specific hazards arising from the chemical

#### **Special exposure hazards in a fire**

Use water spray to cool fire exposed surfaces. Decomposition in fire may produce harmful gases.

### Special protective equipment and precautions for fire fighters

#### **Special protective equipment for firefighters**

Full protective clothing and approved self-contained breathing apparatus required for fire fighting personnel.

## 6. Accidental release measures

### 6.1. Personal precautions, protective equipment and emergency procedures

Use appropriate protective equipment.

### 6.2. Environmental precautions

Prevent from entering sewers, waterways, or low areas.

### 6.3. Methods and material for containment and cleaning up

Isolate spill and stop leak where safe. Contain spill with sand or other inert materials. Scoop up and remove.

## 7. Handling and storage

### 7.1. Precautions for safe handling

#### **Handling Precautions**

Avoid contact with eyes, skin, or clothing. Avoid breathing vapors.

#### **Hygiene Measures**

Handle in accordance with good industrial hygiene and safety practice.

### 7.2. Conditions for safe storage, including any incompatibilities

#### **Storage Information**

Store away from oxidizers. Store in a cool well ventilated area. Keep container closed when not in use. Product has a shelf life of 60 months.

#### **Other Guidelines**

No information available

## 8. Exposure Controls/Personal Protection

### Control parameters - exposure standards, biological monitoring

#### **Exposure Limits**

Substances	CAS Number	Australia NOHSC	ACGIH TLV-TWA
Inner salt of alkyl amines	Proprietary	Not applicable	Not applicable

### Appropriate engineering controls

#### **Engineering Controls**

Use in a well ventilated area.

### Personal protective equipment (PPE)

#### **Personal Protective Equipment**

If engineering controls and work practices cannot prevent excessive exposures, the selection and proper use of personal protective equipment should be determined by an industrial hygienist or other qualified professional based on the specific application of this product.



<b>Respiratory Protection</b>	If engineering controls and work practices cannot keep exposure below occupational exposure limits or if exposure is unknown, wear a NIOSH certified, European Standard EN 149, AS/NZS 1715:2009, or equivalent respirator when using this product. Selection of and instruction on using all personal protective equipment, including respirators, should be performed by an Industrial Hygienist or other qualified professional. Dust/mist respirator. (N95, P2/P3)
<b>Hand Protection</b>	Use gloves which are suitable for the chemicals present in this product as well as other environmental factors in the workplace.
<b>Skin Protection</b>	Wear protective clothing appropriate for the work environment.
<b>Eye Protection</b>	Chemical goggles; also wear a face shield if splashing hazard exists.
<b>Other Precautions</b>	Eyewash fountains and safety showers must be easily accessible.
<b>Environmental Exposure Controls</b>	No information available

## 9. Physical and Chemical Properties

### 9.1. Information on basic physical and chemical properties

<b>Physical State:</b>	Liquid	<b>Color</b>	Clear light amber
<b>Odor:</b>	Surfactant	<b>Odor Threshold:</b>	No information available

<u>Property</u>	<u>Values</u>
<u>Remarks/ - Method</u>	
<b>pH:</b>	6.5-7.5
<b>Freezing Point / Range</b>	0 °C
<b>Melting Point / Range</b>	No data available
<b>Boiling Point / Range</b>	100 °C / 212 °F
<b>Flash Point</b>	> 100 °C / > 212 °F PMCC
<b>Evaporation rate</b>	No data available
<b>Vapor Pressure</b>	< 17.5 mmHg
<b>Vapor Density</b>	No data available
<b>Specific Gravity</b>	1.12
<b>Water Solubility</b>	Soluble in water
<b>Solubility in other solvents</b>	No data available
<b>Partition coefficient: n-octanol/water</b>	No data available
<b>Autoignition Temperature</b>	No data available
<b>Decomposition Temperature</b>	No data available
<b>Viscosity</b>	No data available
<b>Explosive Properties</b>	No information available
<b>Oxidizing Properties</b>	No information available

### 9.2. Other information

<b>VOC Content (%)</b>	No data available
------------------------	-------------------

## 10. Stability and Reactivity

### 10.1. Reactivity

Not expected to be reactive.

### 10.2. Chemical stability

Stable

### 10.3. Possibility of hazardous reactions

Will Not Occur

### 10.4. Conditions to avoid

Keep away from heat, sparks and flame.

### 10.5. Incompatible materials

Strong oxidizers.

### 10.6. Hazardous decomposition products

Oxides of nitrogen. Carbon monoxide and carbon dioxide. Hydrogen chloride.

## 11. Toxicological Information

### Information on routes of exposure

<b>Principle Route of Exposure</b>	Eye or skin contact, inhalation.
------------------------------------	----------------------------------

**Symptoms related to exposure****Most Important Symptoms/Effects**

Causes severe eye irritation which may damage tissue.

**Toxicology data for the components**

Substances	CAS Number	LD50 Oral	LD50 Dermal	LC50 Inhalation
Inner salt of alkyl amines	Proprietary	>5000 mg/kg-bw (rat)	>2000 mg/kg-bw (rat)	No data available

**Immediate, delayed and chronic health effects from exposure**

<b>Inhalation</b>	May cause mild respiratory irritation.
<b>Eye Contact</b>	Causes severe eye irritation which may damage tissue. May cause corneal injury.
<b>Skin Contact</b>	May cause mild skin irritation.
<b>Ingestion</b>	May cause abdominal pain, vomiting, nausea, and diarrhea.

**Chronic Effects/Carcinogenicity** No data available to indicate product or components present at greater than 0.1% are chronic health hazards.

**Exposure Levels**

No data available

**Interactive effects**

None known.

**Data limitations**

No data available

Substances	CAS Number	Skin corrosion/irritation
Inner salt of alkyl amines		Not irritating to skin in rabbits.

Substances	CAS Number	Serious eye damage/irritation
Inner salt of alkyl amines		Causes severe eye irritation (Rabbit)

Substances	CAS Number	Skin Sensitization
Inner salt of alkyl amines		Did not cause sensitization on laboratory animals (guinea pig)

Substances	CAS Number	Respiratory Sensitization
Inner salt of alkyl amines		No information available

Substances	CAS Number	Mutagenic Effects
Inner salt of alkyl amines		In vitro tests did not show mutagenic effects. In vivo tests did not show mutagenic effects.

Substances	CAS Number	Carcinogenic Effects
Inner salt of alkyl amines		Did not show carcinogenic effects in animal experiments

Substances	CAS Number	Reproductive toxicity
Inner salt of alkyl amines		Animal testing did not show any effects on fertility. Did not show teratogenic effects in animal experiments.

Substances	CAS Number	STOT - single exposure
Inner salt of alkyl amines		No significant toxicity observed in animal studies at concentration requiring classification.

Substances	CAS Number	STOT - repeated exposure
Inner salt of alkyl amines		No significant toxicity observed in animal studies at concentration requiring classification.

Substances	CAS Number	Aspiration hazard
Inner salt of alkyl amines		Not applicable

## 12. Ecological Information

### Ecotoxicity

#### Substance Ecotoxicity Data

Substances	CAS Number	Toxicity to Algae	Toxicity to Fish	Toxicity to Microorganisms	Toxicity to Invertebrates
Inner salt of alkyl amines	Proprietary	EC50 (96 h) 0.55 mg/L (Desmodesmus subspicatus) EC50 (72 h) 17.2 mg/L (Scenedesmus subspicatus) EC50 (72 h) 9.86 mg/L (Scenedesmus subspicatus) EC50 (72 h) 30 mg/L (Scenedesmus subspicatus)	LC50 (96 h) 2 mg/L (Brachydanio rerio) NOEC (28 d) 16 mg/L (Oncorhynchus mykiss)	No information available	EC50 (48 h) 6.5 mg/L (Daphnia magna) NOEC (21 d) 0.9 mg/L (Daphnia magna) NOEC (21 d) 0.932 mg/L (Daphnia magna) NOEC (21 d) 2.98 mg/L (Daphnia magna) NOEC (21 d) 0.03 mg/L (Daphnia magna) NOEC (21 d) 0.065 mg/L (Daphnia magna)

### 12.2. Persistence and degradability

Substances	CAS Number	Persistence and Degradability
Inner salt of alkyl amines	Proprietary	Readily biodegradable (>90% @ 28d)

### 12.3. Bioaccumulative potential

Substances	CAS Number	Log Pow
Inner salt of alkyl amines	Proprietary	Log Pow =0.9

### 12.4. Mobility in soil

Substances	CAS Number	Mobility
Inner salt of alkyl amines	Proprietary	No information available

### 12.6. Other adverse effects

#### Endocrine Disruptor Information

This product does not contain any known or suspected endocrine disruptors

## 13. Disposal Considerations

### Safe handling and disposal methods

Follow all applicable community, national or regional regulations regarding waste management methods.

### Disposal of any contaminated packaging

Follow all applicable national or local regulations.

### Environmental regulations

Not applicable

## 14. Transport Information

### Transportation Information

#### Australia ADG

UN Number	UN3082
UN proper shipping name:	Environmentally Hazardous Substance, Liquid, N.O.S. (Contains Inner salt of alkyl amines)
Transport Hazard Class(es):	9
Packing Group:	III
Environmental Hazards:	Marine Pollutant

### IMDG/IMO

<b>UN Number</b>	UN3082
<b>UN proper shipping name:</b>	Environmentally Hazardous Substance, Liquid, N.O.S. (Contains Inner salt of alkyl amines)
<b>Transport Hazard Class(es):</b>	9
<b>Packing Group:</b>	III
<b>Environmental Hazards:</b>	Marine Pollutant
<b>EMS:</b>	EmS F-A, S-F

**IATA/ICAO**

<b>UN Number</b>	UN3082
<b>UN proper shipping name:</b>	Environmentally Hazardous Substance, Liquid, N.O.S. (Contains Inner salt of alkyl amines)
<b>Transport Hazard Class(es):</b>	9
<b>Packing Group:</b>	III
<b>Environmental Hazards:</b>	Marine Pollutant

**Special precautions during transport**

None

**HazChem Code**

None Allocated

**15. Regulatory Information****Safety, health and environmental regulations specific for the product****International Inventories****Australian AICS Inventory**

All components are listed on the AICS or are subject to a relevant exemption, permit, or assessment certificate.

**New Zealand Inventory of Chemicals**

All components are listed on the NZIoC or are subject to a relevant exemption, permit, or assessment certificate.

**EINECS (European Inventory of Existing Chemical Substances)**

This product does not comply with EINECS

**US TSCA Inventory**

All components listed on inventory or are exempt.

**Canadian Domestic Substances List (DSL)**

All components listed on inventory or are exempt.

**Poisons Schedule number**

None Allocated

**International Agreements****Montreal Protocol - Ozone Depleting Substances:**

Does not apply.

**Stockholm Convention - Persistent Organic Pollutants:**

Does not apply.

**Rotterdam Convention - Prior Informed Consent:**

Does not apply.

**Basel Convention - Hazardous Waste:**

Does not apply.

**16. Other information****Date of preparation or review****Revision Date:** 12-Jun-2018**Revision Note**

SDS sections updated:

2

**Full text of H-Statements referred to under sections 2 and 3**

H318 - Causes serious eye damage

H401 - Toxic to aquatic life

H411 - Toxic to aquatic life with long lasting effects

**Additional information**

For additional information on the use of this product, contact your local Halliburton representative.

For questions about the Safety Data Sheet for this or other Halliburton products, contact Chemical Stewardship at 1-580-251-4335.

**Key abbreviations or acronyms used**

bw – body weight  
CAS – Chemical Abstracts Service  
EC50 – Effective Concentration 50%  
LC50 – Lethal Concentration 50%  
LD50 – Lethal Dose 50%  
LL50 – Lethal Loading 50%  
mg/kg – milligram/kilogram  
mg/L – milligram/liter  
NOEC – No Observed Effect Concentration  
OEL – Occupational Exposure Limit  
PBT – Persistent Bioaccumulative and Toxic  
ppm – parts per million  
STEL – Short Term Exposure Limit  
TWA – Time-Weighted Average  
vPvB – very Persistent and very Bioaccumulative  
h - hour  
mg/m<sup>3</sup> - milligram/cubic meter  
mm - millimeter  
mmHg - millimeter mercury  
w/w - weight/weight  
d - day

**Key literature references and sources for data**

[www.ChemADVISOR.com/](http://www.ChemADVISOR.com/)

**Disclaimer Statement**

This information is furnished without warranty, expressed or implied, as to accuracy or completeness. The information is obtained from various sources including the manufacturer and other third party sources. The information may not be valid under all conditions nor if this material is used in combination with other materials or in any process. Final determination of suitability of any material is the sole responsibility of the user.

**End of Safety Data Sheet**

**SAFETY DATA SHEET****HYDROCHLORIC ACID**

Revision Date: 20-Jun-2016

Revision Number: 40

**1. Product Identifier & Identity for the Chemical**

**Statement of Hazardous Nature** Hazardous according to the criteria of the 3rd Revised Edition of the Globally Harmonised System of Classification and Labelling of Chemicals (GHS), Dangerous Goods according to the criteria of ADG.

**1.1. Product Identifier**

**Product Name** HYDROCHLORIC ACID

**Other means of Identification**

**Synonyms** None  
**Hazardous Material Number:** HM000911

**Recommended use of the chemical and restrictions on use**

**Recommended Use** Solvent  
**Uses advised against** No information available

**Supplier's name, address and phone number**

**Manufacturer/Supplier** Halliburton Australia Pty. Ltd.  
15 Marriott Road  
Jandakot  
WA 6164  
Australia  
  
ACN Number: 009 000 775  
Telephone Number: + 61 1 800 686 951  
Fax Number: 61 (08) 9455 5300  
**E-mail Address** fdunexchem@halliburton.com

**Emergency phone number**

+ 61 1 800 686 951

**Australian Poisons Information Centre**

24 Hour Service: - 13 11 26  
Police or Fire Brigade: - 000 (exchange): - 1100

**2. Hazard Identification**

**Statement of Hazardous Nature** Hazardous according to the criteria of the 3rd Revised Edition of the Globally Harmonised System of Classification and Labelling of Chemicals (GHS), Dangerous Goods according to the criteria of ADG.

**Classification of the hazardous chemical**

Acute inhalation toxicity - vapor	Category 3 - H331
Skin Corrosion/Irritation	Category 1 - H314
Serious Eye Damage/Irritation	Category 1 - H318
Specific Target Organ Toxicity - (Single Exposure)	Category 3 - H335
Substances/mixtures corrosive to metal	Category 1 - H290

**Label elements, including precautionary statements**

## Hazard pictograms



## Signal Word

Danger

## Hazard Statements:

H290 - May be corrosive to metals  
 H314 - Causes severe skin burns and eye damage  
 H318 - Causes serious eye damage  
 H331 - Toxic if inhaled  
 H335 - May cause respiratory irritation

## Precautionary Statements

## Prevention

P103 - Read label before use  
 P234 - Keep only in original container  
 P260 - Do not breathe dust/fume/gas/mist/vapors/spray  
 P271 - Use only outdoors or in a well-ventilated area

## Response

P280 - Wear protective gloves/protective clothing/eye protection/face protection  
 P301 + P330 + P331 - IF SWALLOWED: rinse mouth. Do NOT induce vomiting  
 P303 + P361 + P353 - IF ON SKIN (or hair): Take off immediately all contaminated clothing. Rinse skin with water/shower  
 P363 - Wash contaminated clothing before reuse  
 P304 + P340 - IF INHALED: Remove victim to fresh air and keep at rest in a position comfortable for breathing  
 P310 - Immediately call a POISON CENTER or doctor/physician  
 P305 + P351 + P338 - IF IN EYES: Rinse cautiously with water for several minutes. Remove contact lenses, if present and easy to do. Continue rinsing

## Storage

P390 - Absorb spillage to prevent material damage  
 P403 + P233 - Store in a well-ventilated place. Keep container tightly closed  
 P405 - Store locked up

## Disposal

P406 - Store in corrosive resistant container with a resistant inner liner.  
 P501 - Dispose of contents/container in accordance with local/regional/national/international regulations

## Contains

## Substances

Hydrochloric acid

## CAS Number

7647-01-0

Other hazards which do not result in classification

Chronic exposure to corrosive fumes/gases may cause erosion of the teeth followed by jaw necrosis. Bronchial irritation with chronic cough and frequent attacks of pneumonia are common. Gastrointestinal disturbances may also be seen  
 This mixture contains no substance considered to be persistent, bioaccumulating nor toxic (PBT).  
 This mixture contains no substance considered to be very persistent nor very bioaccumulating (vPvB).

For the full text of the H-phrases mentioned in this Section, see Section 16

### 3. Composition/information on Ingredients

Substances	CAS Number	PERCENT (w/w)	GHS Classification - Australia
Hydrochloric acid	7647-01-0	30 - 60%	Acute Tox. 3 (H331) Skin Corr. 1A (H314) Eye Corr. 1 (H318)

			STOT SE 3 (H335) Met. Corr. 1 (H290)
--	--	--	---

#### 4. First aid measures

##### Description of necessary first aid measures

**Inhalation** If inhaled, move victim to fresh air and seek medical attention.

**Eyes** In case of contact, or suspected contact, immediately flush eyes with plenty of water for at least 15 minutes and get medical attention immediately after flushing.

**Skin** In case of contact, immediately flush skin with plenty of soap and water for at least 15 minutes. Get medical attention. Remove contaminated clothing and launder before reuse.

**Ingestion** Do NOT induce vomiting. Give nothing by mouth. Obtain immediate medical attention.

##### Symptoms caused by exposure

Causes severe eye irritation which may damage tissue. Causes severe skin irritation with tissue destruction. May cause respiratory irritation. Harmful if inhaled.

##### Medical Attention and Special Treatment

**Notes to Physician** Treat symptomatically

#### 5. Fire Fighting Measures

##### Suitable extinguishing equipment

##### Suitable Extinguishing Media

Water fog, carbon dioxide, foam, dry chemical.

##### Extinguishing media which must not be used for safety reasons

None known.

##### Specific hazards arising from the chemical

##### Special exposure hazards in a fire

May form explosive mixtures with strong alkalis. Decomposition in fire may produce harmful gases. Reaction with steel and certain other metals generates flammable hydrogen gas. Do not allow runoff to enter waterways.

##### Special protective equipment and precautions for fire fighters

##### Special protective equipment for firefighters

Full protective clothing and approved self-contained breathing apparatus required for fire fighting personnel.

#### 6. Accidental release measures

##### 6.1. Personal precautions, protective equipment and emergency procedures

Use appropriate protective equipment. Ensure adequate ventilation. Avoid contact with skin, eyes and clothing. Avoid breathing vapors. Evacuate all persons from the area.

##### 6.2. Environmental precautions

Prevent from entering sewers, waterways, or low areas. Consult local authorities.

##### 6.3. Methods and material for containment and cleaning up

Isolate spill and stop leak where safe. Contain spill with sand or other inert materials. Neutralize to pH of 6-8. Scoop up and remove.

#### 7. Handling and storage

##### 7.1. Precautions for safe handling

##### Handling Precautions

Avoid contact with eyes, skin, or clothing. Avoid breathing vapors. Ensure adequate ventilation. Wash hands after use. Launder contaminated clothing before reuse. Use appropriate protective equipment.



**Hygiene Measures**

Handle in accordance with good industrial hygiene and safety practice.

**7.2. Conditions for safe storage, including any incompatibilities****Storage Information**

Store away from alkalis. Store in a cool well ventilated area. Keep container closed when not in use. Store locked up. Product has a shelf life of 24 months.

**Other Guidelines**

No information available

## 8. Exposure Controls/Personal Protection

**Control parameters - exposure standards, biological monitoring****Exposure Limits**

Substances	CAS Number	Australia NOHSC	ACGIH TLV-TWA
Hydrochloric acid	7647-01-0	5 ppm	TWA: 2 ppm (Ceiling)

**Appropriate engineering controls****Engineering Controls**

Use in a well ventilated area. Local exhaust ventilation should be used in areas without good cross ventilation.

**Personal protective equipment (PPE)****Personal Protective Equipment**

If engineering controls and work practices cannot prevent excessive exposures, the selection and proper use of personal protective equipment should be determined by an industrial hygienist or other qualified professional based on the specific application of this product.

**Respiratory Protection**

If engineering controls and work practices cannot keep exposure below occupational exposure limits or if exposure is unknown, wear a NIOSH certified, European Standard EN 149, AS/NZS 1715:2009, or equivalent respirator when using this product. Selection of and instruction on using all personal protective equipment, including respirators, should be performed by an Industrial Hygienist or other qualified professional.

Acid gas respirator.

**Hand Protection**

Chemical-resistant protective gloves (EN 374) Suitable materials for longer, direct contact (recommended: protection index 6, corresponding to > 480 minutes permeation time as per EN 374): Butyl rubber gloves. (>= 0.7 mm thickness)

This information is based on literature references and on information provided by glove manufacturers, or is derived by analogy with similar substances. Please note that in practice the working life of chemical-resistant protective gloves may be considerably shorter than the permeation time determined in accordance with EN 374 as a result of the many influencing factors (e.g. temperature). If signs of wear and tear are noticed then the gloves should be replaced. Manufacturer's directions for use should be observed because of great diversity of types.

**Skin Protection**

Full protective chemical resistant clothing. Rubber boots

**Eye Protection**

Chemical goggles; also wear a face shield if splashing hazard exists.

**Other Precautions**

Eyewash fountains and safety showers must be easily accessible.

**Environmental Exposure Controls**

Do not allow material to contaminate ground water system

## 9. Physical and Chemical Properties

**9.1. Information on basic physical and chemical properties**

**Physical State:** Liquid

**Color:** Clear colorless

**Odor:** Pungent acrid

**Odor Threshold:** No information available

Property

Values

Remarks/ - Method

**pH:**

0.8

**Freezing Point / Range**

-46 °C

**Melting Point / Range**

No data available

**Boiling Point / Range**

110 °C / 230 °F

**Flash Point**

No data available

Evaporation rate	No data available
Vapor Pressure	26
Vapor Density	No data available
Specific Gravity	1.18
Water Solubility	Soluble in water
Solubility in other solvents	No data available
Partition coefficient: n-octanol/water	No data available
Autoignition Temperature	No data available
Decomposition Temperature	No data available
Viscosity	No data available
Explosive Properties	No information available
Oxidizing Properties	No information available

**9.2. Other information**

Molecular Weight	36.5
VOC Content (%)	No data available

## 10. Stability and Reactivity

**10.1. Reactivity**

Not expected to be reactive.

**10.2. Chemical stability**

Stable

**10.3. Possibility of hazardous reactions**

Will Not Occur

**10.4. Conditions to avoid**

None anticipated

**10.5. Incompatible materials**

Strong alkalis.

**10.6. Hazardous decomposition products**

Flammable hydrogen gas. Chlorine. Hydrogen sulfide.

## 11. Toxicological Information

**Information on routes of exposure**

**Principle Route of Exposure** Eye or skin contact, inhalation.

**Symptoms related to exposure****Most Important Symptoms/Effects**

Causes severe eye irritation which may damage tissue. Causes severe skin irritation with tissue destruction. May cause respiratory irritation. Harmful if inhaled.

**Numerical measures of toxicity****Toxicology data for the components**

Substances	CAS Number	LD50 Oral	LD50 Dermal	LC50 Inhalation
Hydrochloric acid	7647-01-0	No data available	No data available	No data available

**Immediate, delayed and chronic health effects from exposure**

<b>Inhalation</b>	Harmful if inhaled. Causes severe respiratory irritation.
<b>Eye Contact</b>	Causes eye burns
<b>Skin Contact</b>	Causes severe burns. Did not cause sensitization on laboratory animals (guinea pig)
<b>Ingestion</b>	Causes burns of the mouth, throat and stomach.

**Chronic Effects/Carcinogenicity** Prolonged, excessive exposure may cause erosion of the teeth.

**Exposure Levels**

No data available

**Interactive effects**

Skin disorders.

**Data limitations**

No data available

Substances	CAS Number	Skin corrosion/irritation
Hydrochloric acid	7647-01-0	Causes severe burns Causes severe skin irritation with tissue destruction.
Substances	CAS Number	Serious eye damage/irritation
Hydrochloric acid	7647-01-0	Causes severe burns Causes severe eye irritation. Will damage tissue.
Substances	CAS Number	Skin Sensitization
Hydrochloric acid	7647-01-0	Did not cause sensitization on laboratory animals (guinea pig)
Substances	CAS Number	Respiratory Sensitization
Hydrochloric acid	7647-01-0	No information available
Substances	CAS Number	Mutagenic Effects
Hydrochloric acid	7647-01-0	Not regarded as mutagenic. In vitro tests did not show mutagenic effects.
Substances	CAS Number	Carcinogenic Effects
Hydrochloric acid	7647-01-0	No data of sufficient quality are available.
Substances	CAS Number	Reproductive toxicity
Hydrochloric acid	7647-01-0	Embryo and fetotoxicity has been observed in female rats exposed to maternally toxic levels of hydrogen chloride (450 mg/m <sup>3</sup> , 1hr.). When tested at maternally toxic doses, no adverse effects on fertility, teratogenicity, or development were observed.
Substances	CAS Number	STOT - single exposure
Hydrochloric acid	7647-01-0	May cause respiratory irritation. No information available
Substances	CAS Number	STOT - repeated exposure
Hydrochloric acid	7647-01-0	No significant toxicity observed in animal studies at concentration requiring classification.
Substances	CAS Number	Aspiration hazard
Hydrochloric acid	7647-01-0	Not applicable

## 12. Ecological Information

**Ecotoxicity****Product Ecotoxicity Data**

No data available

**Substance Ecotoxicity Data**

Substances	CAS Number	Toxicity to Algae	Toxicity to Fish	Toxicity to Microorganisms	Toxicity to Invertebrates
Hydrochloric acid	7647-01-0	No information available	LC50 282 mg/L (Gambusia affinis) LC50 20.5 mg/L (Lepomis macrochirus) LC50 (96h) 3.25 – 3.5 (pH) (Lepomis macrochirus)	EC50 (3h) >= 5 and <= 5.5 (pH) (Activated sludge, domestic)	EC50 (48 h) 4.92 mg/L (Daphnia magna)

**12.2. Persistence and degradability**

The methods for determining biodegradability are not applicable to inorganic substances.

Substances	CAS Number	Persistence and Degradability
Hydrochloric acid	7647-01-0	The methods for determining biodegradability are not applicable to inorganic substances.

**12.3. Bioaccumulative potential**

Does not bioaccumulate.

Substances	CAS Number	Log Pow
------------	------------	---------

Hydrochloric acid	7647-01-0	LogKow -2.65
-------------------	-----------	--------------

**12.4. Mobility in soil**

Substances	CAS Number	Mobility
Hydrochloric acid	7647-01-0	No information available

**12.6. Other adverse effects****Endocrine Disruptor Information**

This product does not contain any known or suspected endocrine disruptors

**13. Disposal Considerations****Safe handling and disposal methods**

Disposal should be made in accordance with federal, state, and local regulations. Substance should NOT be deposited into a sewage facility.

**Disposal of any contaminated packaging**

Follow all applicable national or local regulations.

**Environmental regulations**

Not applicable

**14. Transport Information****Transportation Information**

**UN Number** UN1789  
**UN proper shipping name:** Hydrochloric Acid Solution  
**Transport Hazard Class(es):** 8  
**Packing Group:** II  
**Environmental Hazards:** Not applicable

**Special precautions during transport**

None

**HazChem Code**

2R

**15. Regulatory Information****Safety, health and environmental regulations specific for the product****International Inventories**

**Australian AICS Inventory** All components are listed on the AICS or are subject to a relevant exemption, permit, or assessment certificate.  
**New Zealand Inventory of Chemicals** All components are listed on the NZIoC or are subject to a relevant exemption, permit, or assessment certificate.  
**EINECS (European Inventory of Existing Chemical Substances)** This product, and all its components, complies with EINECS  
**US TSCA Inventory** All components listed on inventory or are exempt.  
**Canadian Domestic Substances List (DSL)** All components listed on inventory or are exempt.

**Poisons Schedule number**

S6

**International Agreements**

Montreal Protocol - Ozone Depleting Substances:	Does not apply
Stolkhom Convention - Persistent Organic Pollutants:	Does not apply
Rotterdam Convention - Prior Informed Consent:	Does not apply

Basel Convention - Hazardous Waste:

Does not apply

**16. Other information****Date of preparation or review****Revision Date:** 20-Jun-2016**Revision Note**

SDS sections updated: 2

**Full text of H-Statements referred to under sections 2 and 3**

H290 - May be corrosive to metals

H314 - Causes severe skin burns and eye damage

H318 - Causes serious eye damage

H335 - May cause respiratory irritation

H331 - Toxic if inhaled

H332 - Harmful if inhaled

**Additional information**

For additional information on the use of this product, contact your local Halliburton representative.

For questions about the Safety Data Sheet for this or other Halliburton products, contact Chemical Stewardship at 1-580-251-4335.

**Key abbreviations or acronyms used**

bw – body weight

CAS – Chemical Abstracts Service

EC50 – Effective Concentration 50%

LC50 – Lethal Concentration 50%

LD50 – Lethal Dose 50%

LL50 – Lethal Loading 50%

mg/kg – milligram/kilogram

mg/L – milligram/liter

NOEC – No Observed Effect Concentration

OEL – Occupational Exposure Limit

PBT – Persistent Bioaccumulative and Toxic

ppm – parts per million

STEL – Short Term Exposure Limit

TWA – Time-Weighted Average

vPvB – very Persistent and very Bioaccumulative

h - hour

mg/m<sup>3</sup> - milligram/cubic meter

mm - millimeter

mmHg - millimeter mercury

w/w - weight/weight

d - day

**Key literature references and sources for data**

www.ChemADVISOR.com/

NZ CCID

**Disclaimer Statement**

This information is furnished without warranty, expressed or implied, as to accuracy or completeness. The information is obtained from various sources including the manufacturer and other third party sources. The information may not be valid under all conditions nor if this material is used in combination with other materials or in any process. Final determination of suitability of any material is the sole responsibility of the user.

**End of Safety Data Sheet**

**SAFETY DATA SHEET****NITROGEN LIQUEFIED**

Revision Date: 29-Aug-2017

Revision Number: 30

**1. Product Identifier & Identity for the Chemical**

**Statement of Hazardous Nature** Hazardous according to the criteria of the 3rd Revised Edition of the Globally Harmonised System of Classification and Labelling of Chemicals (GHS), Dangerous Goods according to the criteria of ADG.

**1.1. Product Identifier**

**Product Name** NITROGEN LIQUEFIED

**Other means of Identification**

**Synonyms** None  
**Hazardous Material Number:** HM001654

**Recommended use of the chemical and restrictions on use**

**Recommended Use** Fluid  
**Uses advised against** No information available

**Supplier's name, address and phone number**

**Manufacturer/Supplier** Halliburton Australia Pty. Ltd.  
15 Marriott Road, Jandakot, WA 6164  
Australia  
ACN Number: 009 000 775  
Telephone Number: + 61 1 800 686 951  
Fax Number: 61 (08) 9455 5300  
**E-mail Address** fdunexchem@halliburton.com

**Emergency phone number**

+ 61 1 800 686 951  
Global Incident Response Access Code: 334305  
Contract Number: 14012

**Australian Poisons Information Centre**

24 Hour Service: - 13 11 26  
Police or Fire Brigade: - 000 (exchange): - 1100

**2. Hazard Identification**

**Statement of Hazardous Nature** Hazardous according to the criteria of the 3rd Revised Edition of the Globally Harmonised System of Classification and Labelling of Chemicals (GHS), Dangerous Goods according to the criteria of ADG.

**Classification of the hazardous chemical**

Gases under pressure.	Refrigerated liquefied gas - H281
-----------------------	-----------------------------------

**Label elements, including precautionary statements****Hazard Pictograms**

**Signal Word** WARNING

**Hazard Statements:** H281 - Contains refrigerated gas; may cause cryogenic burns or injury

**Precautionary Statements**

**Prevention Response** P282 - Wear cold insulating gloves and either face shield or eye protection.  
P336 - Thaw frosted parts with lukewarm water. Do not rub affected area  
P315 - Get immediate medical advice/attention  
**Storage** P403 - Store in a well-ventilated place  
**Disposal** None

**Contains Substances**  
Nitrogen

**CAS Number**  
7727-37-9

**Other hazards which do not result in classification**

This substance is not considered to be persistent, bioaccumulating nor toxic (PBT).  
This substance is not considered to be very persistent nor very bioaccumulating (vPvB).

*For the full text of the H-phrases mentioned in this Section, see Section 16*

**3. Composition/information on Ingredients**

Substances	CAS Number	PERCENT (w/w)	GHS Classification - Australia
Nitrogen	7727-37-9	60 - 100%	Refrigerated Liquefied Gas Compressed gas (H280)

**4. First aid measures****Description of necessary first aid measures**

**Inhalation** If inhaled, move victim to fresh air and seek medical attention.  
**Eyes** In case of contact, or suspected contact, immediately flush eyes with plenty of water for at least 15 minutes and get medical attention immediately after flushing.  
**Skin** For exposure to liquid, immediately warm frostbite area with warm water (not to exceed 105 F or 41 C). In case of massive exposure, remove clothing while showering with warm water. Get medical attention.  
**Ingestion** Get immediate medical attention.

**Symptoms caused by exposure**

Reduces oxygen available for breathing. May cause freeze burns.

**Medical Attention and Special Treatment**

**Notes to Physician** Treat symptomatically

**5. Fire Fighting Measures****Suitable extinguishing equipment****Suitable Extinguishing Media**

All standard fire fighting media

**Extinguishing media which must not be used for safety reasons**

None known.

**Specific hazards arising from the chemical****Special exposure hazards in a fire**

Containers may explode (due to the build-up of pressure) when exposed to extreme heat

**Special protective equipment and precautions for fire fighters**

Special protective equipment for firefighters

Full protective clothing and approved self-contained breathing apparatus required for fire fighting personnel.

## 6. Accidental release measures

### 6.1. Personal precautions, protective equipment and emergency procedures

Use appropriate protective equipment. Avoid contact with skin, eyes and clothing. Ensure adequate ventilation.

### 6.2. Environmental precautions

None known.

### 6.3. Methods and material for containment and cleaning up

Isolate spill and stop leak where safe.

## 7. Handling and storage

### 7.1. Precautions for safe handling

#### Handling Precautions

Avoid contact with eyes, skin, or clothing. Ensure adequate ventilation. Use appropriate protective equipment.

#### Hygiene Measures

Handle in accordance with good industrial hygiene and safety practice.

### 7.2. Conditions for safe storage, including any incompatibilities

#### Storage Information

Store in a cool, dry location. Keep container closed when not in use.

#### Other Guidelines

No information available

## 8. Exposure Controls/Personal Protection

### Control parameters - exposure standards, biological monitoring

#### Exposure Limits

Substances	CAS Number	Australia NOHSC	ACGIH TLV-TWA
Nitrogen	7727-37-9	1000 ppm	:

### Appropriate engineering controls

#### Engineering Controls

Use in a well ventilated area.

### Personal protective equipment (PPE)

#### Personal Protective Equipment

If engineering controls and work practices cannot prevent excessive exposures, the selection and proper use of personal protective equipment should be determined by an industrial hygienist or other qualified professional based on the specific application of this product.

#### Respiratory Protection

If engineering controls and work practices cannot keep exposure below occupational exposure limits or if exposure is unknown, wear a NIOSH certified, European Standard EN 149, AS/NZS 1715:2009, or equivalent respirator when using this product. Selection of and instruction on using all personal protective equipment, including respirators, should be performed by an Industrial Hygienist or other qualified professional.

In high concentrations, supplied air respirator or a self-contained breathing apparatus.

#### Hand Protection

Substantial leather work gloves.

#### Skin Protection

Normal work coveralls.

#### Eye Protection

None known.

#### Other Precautions

None known.

#### Environmental Exposure Controls

No information available

## 9. Physical and Chemical Properties

### 9.1. Information on basic physical and chemical properties



**Physical State:** Liquid  
**Odor:** Odorless

**Color** Clear colorless  
**Odor Threshold:** No information available

PropertyValuesRemarks/ - Method**pH:**

No data available

**Freezing Point / Range**

-210 °C

**Melting Point / Range**

No data available

**Boiling Point / Range**

-195 °C / -319 °F

**Flash Point**

No data available

**Evaporation rate**

No data available

**Vapor Pressure**

608

**Vapor Density**

0.97

**Specific Gravity**

0.8

**Water Solubility**

Insoluble in water

**Solubility in other solvents**

No data available

**Partition coefficient: n-octanol/water**

No data available

**Autoignition Temperature**

No data available

**Decomposition Temperature**

No data available

**Viscosity**

No data available

**Explosive Properties**

No information available

**Oxidizing Properties**

No information available

**9.2. Other information****Molecular Weight**

28

**VOC Content (%)**

No data available

## 10. Stability and Reactivity

**10.1. Reactivity**

Not expected to be reactive.

**10.2. Chemical stability**

Stable

**10.3. Possibility of hazardous reactions**

Will Not Occur

**10.4. Conditions to avoid**

None anticipated

**10.5. Incompatible materials**

None known.

**10.6. Hazardous decomposition products**

None known.

## 11. Toxicological Information

**Information on routes of exposure****Principle Route of Exposure** Eye or skin contact, inhalation.**Symptoms related to exposure****Most Important Symptoms/Effects**

Reduces oxygen available for breathing. May cause freeze burns.

**Toxicology data for the components**

Substances	CAS Number	LD50 Oral	LD50 Dermal	LC50 Inhalation
Nitrogen	7727-37-9	No data available	No data available	No data available

**Immediate, delayed and chronic health effects from exposure****Inhalation**

Reduces oxygen available for breathing.

**Eye Contact**

Contact with liquid causes frostbite.

**Skin Contact**

Contact of material on skin may result in frostbite.

**Ingestion**

Irritation of the mouth, throat, and stomach.

**Chronic Effects/Carcinogenicity** No data available to indicate product or components present at greater than 0.1% are chronic health hazards.

**Exposure Levels**

No data available

**Interactive effects**

None known.

**Data limitations**

No data available

Substances	CAS Number	Skin corrosion/irritation
Nitrogen	7727-37-9	Contact with liquid causes frostbite.
Substances	CAS Number	Serious eye damage/irritation
Nitrogen	7727-37-9	Non-irritating to the eye
Substances	CAS Number	Skin Sensitization
Nitrogen	7727-37-9	No information available
Substances	CAS Number	Respiratory Sensitization
Nitrogen	7727-37-9	No information available
Substances	CAS Number	Mutagenic Effects
Nitrogen	7727-37-9	Not regarded as mutagenic.
Substances	CAS Number	Carcinogenic Effects
Nitrogen	7727-37-9	No information available
Substances	CAS Number	Reproductive toxicity
Nitrogen	7727-37-9	No information available
Substances	CAS Number	STOT - single exposure
Nitrogen	7727-37-9	No significant toxicity observed in animal studies at concentration requiring classification.
Substances	CAS Number	STOT - repeated exposure
Nitrogen	7727-37-9	No significant toxicity observed in animal studies at concentration requiring classification.
Substances	CAS Number	Aspiration hazard
Nitrogen	7727-37-9	Not applicable

## 12. Ecological Information

**Ecotoxicity****Substance Ecotoxicity Data**

Substances	CAS Number	Toxicity to Algae	Toxicity to Fish	Toxicity to Microorganisms	Toxicity to Invertebrates
Nitrogen	7727-37-9	No information available	No information available	No information available	No information available

**12.2. Persistence and degradability**

Substances	CAS Number	Persistence and Degradability
Nitrogen	7727-37-9	No information available

**12.3. Bioaccumulative potential**

Substances	CAS Number	Log Pow
------------	------------	---------

Nitrogen	7727-37-9	No information available
----------	-----------	--------------------------

**12.4. Mobility in soil**

Substances	CAS Number	Mobility
Nitrogen	7727-37-9	No information available

**12.6. Other adverse effects****Endocrine Disruptor Information**

This product does not contain any known or suspected endocrine disruptors

**13. Disposal Considerations****Safe handling and disposal methods**

Disposal should be made in accordance with federal, state, and local regulations.

**Disposal of any contaminated packaging**

Follow all applicable national or local regulations.

**Environmental regulations**

Not applicable

**14. Transport Information****Transportation Information****Australia ADG**

UN Number	UN1977
UN proper shipping name:	Nitrogen, Refrigerated Liquid
Transport Hazard Class(es):	2.2
Packing Group:	Not applicable
Environmental Hazards:	Not applicable

**IMDG/IMO**

UN Number	UN1977
UN proper shipping name:	Nitrogen, Refrigerated Liquid
Transport Hazard Class(es):	2.2
Packing Group:	Not applicable
Environmental Hazards:	Not applicable
EMS:	EmS F-C, S-V

**IATA/ICAO**

UN Number	UN1977
UN proper shipping name:	Nitrogen, Refrigerated Liquid
Transport Hazard Class(es):	2.2
Packing Group:	Not applicable
Environmental Hazards:	Not applicable

**Special precautions during transport**

None

**HazChem Code**

2T

**15. Regulatory Information****Safety, health and environmental regulations specific for the product****International Inventories****Australian AICS Inventory**

All components are listed on the AICS or are subject to a relevant exemption, permit, or assessment certificate.

<b>New Zealand Inventory of Chemicals</b>	All components are listed on the NZIoC or are subject to a relevant exemption, permit, or assessment certificate.
<b>EINECS (European Inventory of Existing Chemical Substances)</b>	This product, and all its components, complies with EINECS
<b>US TSCA Inventory</b>	All components listed on inventory or are exempt.
<b>Canadian Domestic Substances List (DSL)</b>	All components listed on inventory or are exempt.

**Poisons Schedule number**

None Allocated

**International Agreements**

<b>Montreal Protocol - Ozone Depleting Substances:</b>	Does not apply
<b>Stockholm Convention - Persistent Organic Pollutants:</b>	Does not apply
<b>Rotterdam Convention - Prior Informed Consent:</b>	Does not apply
<b>Basel Convention - Hazardous Waste:</b>	Does not apply

**16. Other information****Date of preparation or review****Revision Date:** 29-Aug-2017**Revision Note**

SDS sections updated:

2

**Full text of H-Statements referred to under sections 2 and 3**

H281 - Contains refrigerated gas; may cause cryogenic burns or injury

**Additional information**

For additional information on the use of this product, contact your local Halliburton representative.

For questions about the Safety Data Sheet for this or other Halliburton products, contact Chemical Stewardship at 1-580-251-4335.

**Key abbreviations or acronyms used**

bw – body weight  
 CAS – Chemical Abstracts Service  
 EC50 – Effective Concentration 50%  
 LC50 – Lethal Concentration 50%  
 LD50 – Lethal Dose 50%  
 LL50 – Lethal Loading 50%  
 mg/kg – milligram/kilogram  
 mg/L – milligram/liter  
 NOEC – No Observed Effect Concentration  
 OEL – Occupational Exposure Limit  
 PBT – Persistent Bioaccumulative and Toxic  
 ppm – parts per million  
 STEL – Short Term Exposure Limit  
 TWA – Time-Weighted Average  
 vPvB – very Persistent and very Bioaccumulative  
 h - hour  
 mg/m<sup>3</sup> - milligram/cubic meter  
 mm - millimeter  
 mmHg - millimeter mercury  
 w/w - weight/weight  
 d - day

**Key literature references and sources for data**

[www.ChemADVISOR.com/](http://www.ChemADVISOR.com/)  
 NZ CCID

**Disclaimer Statement**

This information is furnished without warranty, expressed or implied, as to accuracy or completeness. The information is obtained from various sources including the manufacturer and other third party sources. The information may not be valid under all conditions nor if this material is used in combination with other materials or in any process. Final determination of suitability of any material is the sole responsibility of the user.

**End of Safety Data Sheet**

**SAFETY DATA SHEET****POTASSIUM CHLORIDE**

Revision Date: 04-Sep-2015

Revision Number: 22

**1. Product Identifier & Identity for the Chemical**

**Statement of Hazardous Nature** Non-Hazardous according to the criteria of the 3rd Revised Edition of the Globally Harmonised System of Classification and Labelling of Chemicals (GHS), Non-Dangerous Goods according to the criteria of ADG.

**1.1. Product Identifier**

**Product Name** POTASSIUM CHLORIDE

**Other means of Identification**

**Synonyms:** None  
**Product Code:** HM001200

**Recommended use of the chemical and restrictions on use**

**Recommended Use** Brine  
**Uses Advised Against** No information available

**Supplier's name, address and phone number**

**Manufacturer/Supplier** Halliburton Australia Pty. Ltd.  
15 Marriott Road  
Jandakot  
WA 6164  
Australia  
  
ACN Number: 009 000 775  
Telephone Number: + 61 1 800 686 951  
Fax Number: 61 (08) 9455 5300  
**E-Mail address:** fdunexchem@halliburton.com

**Emergency phone number**

+ 61 1 800 686 951

**Australian Poisons Information Centre**

24 Hour Service: - 13 11 26  
Police or Fire Brigade: - 000 (exchange): - 1100

**2. Hazard Identification**

**Statement of Hazardous Nature** Non-Hazardous according to the criteria of the 3rd Revised Edition of the Globally Harmonised System of Classification and Labelling of Chemicals (GHS), Non-Dangerous Goods according to the criteria of ADG.

**Classification of the hazardous chemical**

Not classified

**Label elements, including precautionary statements****Hazard Pictograms**

**Signal Word** Not Hazardous

**Hazard Statements** Not Classified

**Precautionary Statements**

**Prevention** None

**Response** None

**Storage** None

**Disposal** None

**Contains**

**Substances**

Contains no hazardous substances in concentrations above cut-off values according to the competent authority

**CAS Number**

NA

**Other hazards which do not result in classification**

This substance is not considered to be persistent, bioaccumulating nor toxic (PBT).

This substance is not considered to be very persistent nor very bioaccumulating (vPvB).

**Australia Classification**

For the full text of the H-phrases mentioned in this Section, see Section 16

**Classification** Not Classified

**Risk Phrases** None

### 3. Composition/information on Ingredients

Substances	CAS Number	PERCENT (w/w)	GHS Classification - Australia
Contains no hazardous substances in concentrations above cut-off values according to the competent authority	NA	60 - 100%	Not Applicable

### 4. First aid measures

**Description of necessary first aid measures**

**Inhalation** If inhaled, remove from area to fresh air. Get medical attention if respiratory irritation develops or if breathing becomes difficult.

**Eyes** In case of contact, or suspected contact, immediately flush eyes with plenty of water for at least 15 minutes and get medical attention immediately after flushing.

**Skin** Wash with soap and water. Get medical attention if irritation persists.

**Ingestion** Do NOT induce vomiting. Give nothing by mouth. Obtain immediate medical attention.

**Symptoms caused by exposure**

No significant hazards expected.

**Medical Attention and Special Treatment**

**Notes to Physician** Treat symptomatically

### 5. Fire Fighting Measures

**Suitable extinguishing equipment**

**Suitable Extinguishing Media**

All standard fire fighting media

**Extinguishing media which must not be used for safety reasons**

None known.

**Specific hazards arising from the chemical****Special Exposure Hazards**

Not applicable.

**Special protective equipment and precautions for fire fighters****Special Protective Equipment for Fire-Fighters**

Full protective clothing and approved self-contained breathing apparatus required for fire fighting personnel.

## 6. Accidental release measures

**6.1. Personal precautions, protective equipment and emergency procedures**

Use appropriate protective equipment. Avoid creating and breathing dust. Ensure adequate ventilation. Avoid contact with skin, eyes and clothing.

**6.2. Environmental precautions**

Prevent from entering sewers, waterways, or low areas.

**6.3. Methods and material for containment and cleaning up**

Scoop up and remove.

## 7. Handling and storage

**7.1. Precautions for Safe Handling****Handling Precautions**

Avoid contact with eyes, skin, or clothing. Avoid creating or inhaling dust. Ensure adequate ventilation. Wash hands after use. Launder contaminated clothing before reuse. Use appropriate protective equipment.

**Hygiene Measures**

Handle in accordance with good industrial hygiene and safety practice.

**7.2. Conditions for safe storage, including any incompatibilities****Storage Information**

Store in a cool, dry location. Product has a shelf life of 60 months.

**Other Guidelines**

No information available

## 8. Exposure Controls/Personal Protection

**Control parameters - exposure standards, biological monitoring****Exposure Limits**

Substances	CAS Number	Australia NOHSC	ACGIH TLV-TWA
Contains no hazardous substances in concentrations above cut-off values according to the competent authority	NA	Not applicable	Not applicable

**Appropriate engineering controls****Engineering Controls**

Use in a well ventilated area.

**Personal protective equipment (PPE)****Respiratory Protection**

Dust/mist respirator. (N95, P2/P3)

**Hand Protection**

Normal work gloves.

**Skin Protection**

Normal work coveralls.

**Eye Protection**

Dust proof goggles.

**Other Precautions**

None known.

**Environmental Exposure Controls**

No information available

## 9. Physical and Chemical Properties



**9.1. Information on basic physical and chemical properties**

**Physical State:** Solid  
**Odor:** Odorless

**Color:** White to gray  
**Odor Threshold:** No information available

PropertyValuesRemarks/ - Method**pH:**

~7

**Freezing Point/Range**

771 °C

**Melting Point/Range**

No data available

**Boiling Point/Range**

No data available

**Flash Point**

No data available

**Evaporation rate**

No data available

**Vapor Pressure**

No data available

**Vapor Density**

No data available

**Specific Gravity**

1.99

**Water Solubility**

Soluble in water

**Solubility in other solvents**

No data available

**Partition coefficient: n-octanol/water**

No data available

**Autoignition Temperature**

No data available

**Decomposition Temperature**

No data available

**Viscosity**

No data available

**Explosive Properties**

No information available

**Oxidizing Properties**

No information available

**9.2. Other information****Molecular Weight**

74.55

**VOC Content (%)**

No data available

**10. Stability and Reactivity****10.1. Reactivity**

Not expected to be reactive.

**10.2. Chemical Stability**

Stable

**10.3. Possibility of Hazardous Reactions**

Will Not Occur

**10.4. Conditions to Avoid**

None anticipated

**10.5. Incompatible Materials**

None known.

**10.6. Hazardous Decomposition Products**

None known.

**11. Toxicological Information****Information on routes of exposure****Principle Route of Exposure** Eye or skin contact, inhalation.**Symptoms related to exposure****Most Important Symptoms/Effects**

No significant hazards expected.

**Numerical measures of toxicity****Toxicology data for the components**

Substances	CAS Number	LD50 Oral	LD50 Dermal	LC50 Inhalation
Contains no hazardous substances in concentrations above cut-off values according	NA	No data available	No data available	No data available

to the competent authority				
----------------------------	--	--	--	--

**Immediate, delayed and chronic health effects from exposure****Inhalation** May cause mild respiratory irritation.**Eye Contact** May cause mild eye irritation.**Skin Contact** May cause mild skin irritation.**Ingestion** May cause abdominal pain, vomiting, nausea, and diarrhea. Irritation of the mouth, throat, and stomach.**Chronic Effects/Carcinogenicity** No data available to indicate product or components present at greater than 0.1% are chronic health hazards.**Exposure Levels**

No data available

**Interactive effects**

Skin disorders.

**Data limitations**

No data available

Substances	CAS Number	Skin corrosion/irritation
Contains no hazardous substances in concentrations above cut-off values according to the competent authority	NA	Not applicable.

Substances	CAS Number	Eye damage/irritation
Contains no hazardous substances in concentrations above cut-off values according to the competent authority	NA	Not applicable.

Substances	CAS Number	Skin Sensitization
Contains no hazardous substances in concentrations above cut-off values according to the competent authority	NA	Not applicable

Substances	CAS Number	Respiratory Sensitization
Contains no hazardous substances in concentrations above cut-off values according to the competent authority	NA	Not applicable

Substances	CAS Number	Mutagenic Effects
Contains no hazardous substances in concentrations above cut-off values according to the competent authority	NA	Not applicable

Substances	CAS Number	Carcinogenic Effects
Contains no hazardous substances in concentrations above cut-off values according to the competent authority	NA	Not applicable

Substances	CAS Number	Reproductive toxicity
------------	------------	-----------------------

Contains no hazardous substances in concentrations above cut-off values according to the competent authority	NA	Not applicable
--	----	----------------

Substances	CAS Number	STOT - single exposure
Contains no hazardous substances in concentrations above cut-off values according to the competent authority	NA	Not applicable

Substances	CAS Number	STOT - repeated exposure
Contains no hazardous substances in concentrations above cut-off values according to the competent authority	NA	Not applicable

Substances	CAS Number	Aspiration hazard
Contains no hazardous substances in concentrations above cut-off values according to the competent authority	NA	Not applicable

## 12. Ecological Information

### Ecotoxicity

#### Product Ecotoxicity Data

No data available

#### Substance Ecotoxicity Data

Substances	CAS Number	Toxicity to Algae	Toxicity to Fish	Toxicity to Microorganisms	Toxicity to Invertebrates
Contains no hazardous substances in concentrations above cut-off values according to the competent authority	NA	No information available	No information available	No information available	No information available

### 12.2. Persistence and degradability

Substances	CAS Number	Persistence and Degradability
Contains no hazardous substances in concentrations above cut-off values according to the competent authority	NA	No information available

### 12.3. Bioaccumulative potential

Substances	CAS Number	Log Pow
Contains no hazardous substances in concentrations above cut-off values according to the competent authority	NA	No information available

### 12.4. Mobility in soil

Substances	CAS Number	Mobility
Contains no hazardous substances in concentrations above cut-off values according to the competent authority	NA	No information available

### 12.6. Other adverse effects

**Endocrine Disruptor Information**

This product does not contain any known or suspected endocrine disruptors

**13. Disposal Considerations****Safe handling and disposal methods**

Bury in a licensed landfill according to federal, state, and local regulations. Substance should NOT be deposited into a sewage facility.

**Disposal of any contaminated packaging**

Follow all applicable national or local regulations. Contaminated packaging may be disposed of by: rendering packaging incapable of containing any substance, or treating packaging to remove residual contents, or treating packaging to make sure the residual contents are no longer hazardous, or by disposing of packaging into commercial waste collection.

**Environmental regulations**

Not applicable

**14. Transport Information****Transportation Information**

<b>UN Number:</b>	Not restricted
<b>UN Proper Shipping Name:</b>	Not restricted
<b>Transport Hazard Class(es):</b>	Not applicable
<b>Packing Group:</b>	Not applicable
<b>Environmental Hazards:</b>	Not applicable

**Special precautions during transport**

None

**HazChem Code**

None Allocated

**15. Regulatory Information****Safety, health and environmental regulations specific for the product****International Inventories**

<b>Australian AICS Inventory</b>	All components listed on inventory or are exempt.
<b>New Zealand Inventory of Chemicals</b>	All components listed on inventory or are exempt.
<b>EINECS Inventory</b>	This product, and all its components, complies with EINECS
<b>US TSCA Inventory</b>	All components listed on inventory or are exempt.
<b>Canadian DSL Inventory</b>	All components listed on inventory or are exempt.

**Poisons Schedule number**

None Allocated

**16. Other information****Date of preparation or review**

**Revision Date:** 04-Sep-2015

**Revision Note**

SDS sections updated: 2

**Full text of R-phrases referred to under Sections 2 and 3**

None

---

**Full text of H-Statements referred to under sections 2 and 3**

None

**Additional information**

For additional information on the use of this product, contact your local Halliburton representative.

For questions about the Safety Data Sheet for this or other Halliburton products, contact Chemical Stewardship at 1-580-251-4335.

**Key abbreviations or acronyms used**

bw – body weight CAS – Chemical Abstracts Service EC50 – Effective Concentration 50% LC50 – Lethal Concentration 50% LD50 – Lethal Dose 50% LL50 – Lethal Loading 50% mg/kg – milligram/kilogram mg/L – milligram/liter NOEC – No Observed Effect Concentration OEL – Occupational Exposure Limit PBT – Persistent Bioaccumulative and Toxic ppm – parts per million STEL – Short Term Exposure Limit TWA – Time-Weighted Average vPvB – very Persistent and very Bioaccumulative h - hour mg/m<sup>3</sup> - milligram/cubic meter mm - millimeter mmHg - millimeter mercury w/w - weight/weight d - day

**Key literature references and sources for data**

[www.ChemADVISOR.com/](http://www.ChemADVISOR.com/)

NZ CCID

**Disclaimer Statement**

This information is furnished without warranty, expressed or implied, as to accuracy or completeness. The information is obtained from various sources including the manufacturer and other third party sources. The information may not be valid under all conditions nor if this material is used in combination with other materials or in any process. Final determination of suitability of any material is the sole responsibility of the user.

**End of Safety Data Sheet**

**SAFETY DATA SHEET****SAND - LOCAL**

Revision Date: 01-Feb-2019

Revision Number: 2

**1. Product Identifier & Identity for the Chemical**

**Statement of Hazardous Nature** Hazardous according to the criteria of the 3rd Revised Edition of the Globally Harmonised System of Classification and Labelling of Chemicals (GHS), Non-Dangerous Goods according to the criteria of ADG.

**1.1. Product Identifier**

**Product Name** SAND - LOCAL

**Other means of Identification**

**Synonyms** None  
**Hazardous Material Number:** HM008704

**Recommended use of the chemical and restrictions on use**

**Recommended Use** Proppant  
**Uses advised against** No information available

**Supplier's name, address and phone number**

**Manufacturer/Supplier** Halliburton Australia Pty. Ltd.  
15 Marriott Road, Jandakot, WA 6164  
Australia  
ACN Number: 009 000 775  
Telephone Number: + 61 1 800 686 951  
Fax Number: 61 (08) 9455 5300  
**E-mail Address** fdunexchem@halliburton.com

**Emergency phone number**

+ 61 1 800 686 951  
Global Incident Response Access Code: 334305  
Contract Number: 14012

**Australian Poisons Information Centre**

24 Hour Service: - 13 11 26  
Police or Fire Brigade: - 000 (exchange): - 1100

**2. Hazard Identification**

**Statement of Hazardous Nature** Hazardous according to the criteria of the 3rd Revised Edition of the Globally Harmonised System of Classification and Labelling of Chemicals (GHS), Non-Dangerous Goods according to the criteria of ADG.

**Classification of the hazardous chemical**

Carcinogenicity	Category 1A - H350
Specific Target Organ Toxicity - (Repeated Exposure)	Category 1 - H372

**Label elements, including precautionary statements****Hazard Pictograms**

**Signal Word**

DANGER

**Hazard Statements:**

H350 - May cause cancer by inhalation

H372 - Causes damage to organs through prolonged or repeated exposure if inhaled

**Precautionary Statements****Prevention**

P201 - Obtain special instructions before use

P202 - Do not handle until all safety precautions have been read and understood

P260 - Do not breathe dust/fume/gas/mist/vapors/spray

P264 - Wash face, hands and any exposed skin thoroughly after handling

P270 - Do not eat, drink or smoke when using this product

P281 - Use personal protective equipment as required

**Response**

P308 + P313 - IF exposed or concerned: Get medical advice/attention

P314 - Get medical attention/advice if you feel unwell

**Storage**

P405 - Store locked up

**Disposal**

P501 - Dispose of contents/container in accordance with local/regional/national/international regulations

**Contains****Substances**

Crystalline silica, quartz

**CAS Number**

14808-60-7

**Other hazards which do not result in classification**

None known

*For the full text of the H-phrases mentioned in this Section, see Section 16*

### 3. Composition/information on Ingredients

Substances	CAS Number	PERCENT (w/w)	GHS Classification - Australia
Crystalline silica, quartz	14808-60-7	60 - 100%	Carc. 1A (H350) STOT RE 1 (H372)

### 4. First aid measures

**Description of necessary first aid measures****Inhalation**

If inhaled, remove from area to fresh air. Get medical attention if respiratory irritation develops or if breathing becomes difficult.

**Eyes**

Immediately flush eyes with large amounts of water for at least 15 minutes. Get immediate medical attention.

**Skin**

Flush skin with large amounts of water. If irritation persists, get medical attention.

**Ingestion**

Rinse mouth with water many times. Get medical attention, if symptoms occur

**Symptoms caused by exposure**

This product contains a suspected carcinogen. Causes damage to organs through prolonged or repeated exposure. Breathing crystalline silica can cause lung disease, including silicosis and lung cancer. Crystalline silica has also been associated with scleroderma and kidney disease.

**Medical Attention and Special Treatment**

**Notes to Physician**

Treat symptomatically

## 5. Fire Fighting Measures

**Suitable extinguishing equipment****Suitable Extinguishing Media**

None - does not burn.

**Extinguishing media which must not be used for safety reasons**

None known.

**Specific hazards arising from the chemical****Special exposure hazards in a fire**

None anticipated

**Special protective equipment and precautions for fire fighters****Special protective equipment for firefighters**

Full protective clothing and approved self-contained breathing apparatus required for fire fighting personnel.

## 6. Accidental release measures

**6.1. Personal precautions, protective equipment and emergency procedures**

Use appropriate protective equipment. Avoid creating and breathing dust. Avoid contact with skin, eyes and clothing. Ensure adequate ventilation.

**6.2. Environmental precautions**

None known.

**6.3. Methods and material for containment and cleaning up**

Collect using dustless method and hold for appropriate disposal. Consider possible toxic or fire hazards associated with contaminating substances and use appropriate methods for collection, storage and disposal.

## 7. Handling and storage

**7.1. Precautions for safe handling****Handling Precautions**

This product contains quartz, cristobalite, and/or tridymite which may become airborne without a visible cloud. Avoid breathing dust. Avoid creating dusty conditions. Use only with adequate ventilation to keep exposure below recommended exposure limits. Wear a NIOSH certified, European Standard En 149, or equivalent respirator when using this product. Material is slippery when wet.

**Hygiene Measures**

Handle in accordance with good industrial hygiene and safety practice.

**7.2. Conditions for safe storage, including any incompatibilities****Storage Information**

Use good housekeeping in storage and work areas to prevent accumulation of dust. Close container when not in use. Product has a shelf life of 36 months.

**Other Guidelines**

No information available

## 8. Exposure Controls/Personal Protection

**Control parameters - exposure standards, biological monitoring****Exposure Limits**

Substances	CAS Number	Australia NOHSC	ACGIH TLV-TWA
Crystalline silica, quartz	14808-60-7	TWA: 0.1 mg/m <sup>3</sup>	TWA: 0.025 mg/m <sup>3</sup>

**Appropriate engineering controls****Engineering Controls**

A well ventilated area to control dust levels.



**Personal protective equipment (PPE)**

<b>Personal Protective Equipment</b>	If engineering controls and work practices cannot prevent excessive exposures, the selection and proper use of personal protective equipment should be determined by an industrial hygienist or other qualified professional based on the specific application of this product.
<b>Respiratory Protection</b>	Wear a NIOSH certified, European Standard EN 149 (FFP2/FFP3), AS/NZS 1715, or equivalent respirator when using this product.
<b>Hand Protection</b>	Use gloves which are suitable for the chemicals present in this product as well as other environmental factors in the workplace.
<b>Skin Protection</b>	Wear clothing appropriate for the work environment. Dusty clothing should be laundered before reuse. Use precautionary measures to avoid creating dust when removing or laundering clothing.
<b>Eye Protection</b>	Wear safety glasses or goggles to protect against exposure.
<b>Other Precautions</b>	None known.
<b>Environmental Exposure Controls</b>	No information available

<b>9. Physical and Chemical Properties</b>
--

**9.1. Information on basic physical and chemical properties**

<b>Physical State:</b>	Solid	<b>Color</b>	White to tan
<b>Odor:</b>	Odorless	<b>Odor Threshold:</b>	No information available

<u>Property</u>	<u>Values</u>
Remarks/ - Method	
<b>pH:</b>	No data available
<b>Freezing Point / Range</b>	No data available
<b>Melting Point / Range</b>	No data available
<b>Pour Point / Range</b>	No data available
<b>Boiling Point / Range</b>	No data available
<b>Flash Point</b>	No data available
<b>Evaporation rate</b>	No data available
<b>Vapor Pressure</b>	No data available
<b>Vapor Density</b>	No data available
<b>Specific Gravity</b>	2.63 - 2.67
<b>Water Solubility</b>	Insoluble in water
<b>Solubility in other solvents</b>	No data available
<b>Partition coefficient: n-octanol/water</b>	No data available
<b>Autoignition Temperature</b>	No data available
<b>Decomposition Temperature</b>	No data available
<b>Viscosity</b>	No data available
<b>Explosive Properties</b>	No information available
<b>Oxidizing Properties</b>	No information available

**9.2. Other information**

<b>Molecular Weight</b>	65 g/mole
<b>VOC Content (%)</b>	No data available

<b>10. Stability and Reactivity</b>
-------------------------------------

**10.1. Reactivity**

Not expected to be reactive.

**10.2. Chemical stability**

Stable

**10.3. Possibility of hazardous reactions**

Will Not Occur

**10.4. Conditions to avoid**

None anticipated

**10.5. Incompatible materials**

Hydrofluoric acid.

**10.6. Hazardous decomposition products**

Amorphous silica may transform at elevated temperatures to tridymite (870 C) or cristobalite (1470 C).

<b>11. Toxicological Information</b>
--------------------------------------

**Information on routes of exposure**

**Principle Route of Exposure** Eye or skin contact, inhalation.

**Symptoms related to exposure****Most Important Symptoms/Effects**

This product contains a suspected carcinogen. Causes damage to organs through prolonged or repeated exposure. Breathing crystalline silica can cause lung disease, including silicosis and lung cancer. Crystalline silica has also been associated with scleroderma and kidney disease.

**Toxicology data for the components**

Substances	CAS Number	LD50 Oral	LD50 Dermal	LC50 Inhalation
Crystalline silica, quartz	14808-60-7	> 15000 mg/kg (human)	No data available	No data available

**Immediate, delayed and chronic health effects from exposure**

**Inhalation** Breathing silica dust may cause irritation of the nose, throat, and respiratory passages. Breathing silica dust may not cause noticeable injury or illness even though permanent lung damage may be occurring. Inhalation of dust may also have serious chronic health effects (See "Chronic Effects/Carcinogenicity" subsection below).

**Eye Contact**

May cause mild eye irritation.

**Skin Contact**

May cause mild skin irritation.

**Ingestion**

May cause abdominal pain, vomiting, nausea, and diarrhea.

**Chronic Effects/Carcinogenicity** This product contains a suspected carcinogen. Causes damage to organs through prolonged or repeated exposure. Silicosis: Excessive inhalation of respirable crystalline silica dust may cause a progressive, disabling, and sometimes-fatal lung disease called silicosis. Symptoms include cough, shortness of breath, wheezing, non-specific chest illness, and reduced pulmonary function. This disease is exacerbated by smoking. Individuals with silicosis are predisposed to develop tuberculosis.

**Exposure Levels**

No data available

**Interactive effects**

Individuals with respiratory disease, including but not limited to asthma and bronchitis, or subject to eye irritation, should not be exposed to quartz dust.

**Data limitations**

No data available

Substances	CAS Number	Skin corrosion/irritation
Crystalline silica, quartz	14808-60-7	Non-irritating to the skin

Substances	CAS Number	Serious eye damage/irritation
Crystalline silica, quartz	14808-60-7	Non-irritating to the eye No information available

Substances	CAS Number	Skin Sensitization
Crystalline silica, quartz	14808-60-7	No information available.

Substances	CAS Number	Respiratory Sensitization
------------	------------	---------------------------

Crystalline silica, quartz	14808-60-7	No information available
<b>Substances</b>	<b>CAS Number</b>	<b>Mutagenic Effects</b>
Crystalline silica, quartz	14808-60-7	Not regarded as mutagenic.
<b>Substances</b>	<b>CAS Number</b>	<b>Carcinogenic Effects</b>
Crystalline silica, quartz	14808-60-7	Contains crystalline silica which may cause silicosis, a delayed and progressive lung disease. The IARC and NTP have determined there is sufficient evidence in humans of the carcinogenicity of crystalline silica with repeated respiratory exposure.
<b>Substances</b>	<b>CAS Number</b>	<b>Reproductive toxicity</b>
Crystalline silica, quartz	14808-60-7	No information available
<b>Substances</b>	<b>CAS Number</b>	<b>STOT - single exposure</b>
Crystalline silica, quartz	14808-60-7	No significant toxicity observed in animal studies at concentration requiring classification.
<b>Substances</b>	<b>CAS Number</b>	<b>STOT - repeated exposure</b>
Crystalline silica, quartz	14808-60-7	Causes damage to organs through prolonged or repeated exposure if inhaled: (Lungs)
<b>Substances</b>	<b>CAS Number</b>	<b>Aspiration hazard</b>
Crystalline silica, quartz	14808-60-7	Not applicable

## 12. Ecological Information

### Ecotoxicity

#### Substance Ecotoxicity Data

Substances	CAS Number	Toxicity to Algae	Toxicity to Fish	Toxicity to Microorganisms	Toxicity to Invertebrates
Crystalline silica, quartz	14808-60-7	EC50(72 h)=440 mg/L (Pseudokirchneriella subcapitata)	LL0(96 h)=10000 mg/L (Danio rerio)	No information available	LL50(24 h)>10000 mg/L (Daphnia magna)

### 12.2. Persistence and degradability

Substances	CAS Number	Persistence and Degradability
Crystalline silica, quartz	14808-60-7	The methods for determining biodegradability are not applicable to inorganic substances.

### 12.3. Bioaccumulative potential

Substances	CAS Number	Bioaccumulation
Crystalline silica, quartz	14808-60-7	No information available

### 12.4. Mobility in soil

Substances	CAS Number	Mobility
Crystalline silica, quartz	14808-60-7	No information available

### 12.6. Other adverse effects

#### Endocrine Disruptor Information

This product does not contain any known or suspected endocrine disruptors

## 13. Disposal Considerations

### Safe handling and disposal methods

Bury in a licensed landfill according to federal, state, and local regulations.

### Disposal of any contaminated packaging

Follow all applicable national or local regulations.

**Environmental regulations**

Not applicable

**14. Transport Information****Transportation Information****Australia ADG**

UN Number	Not restricted
UN proper shipping name:	Not restricted
Transport Hazard Class(es):	Not applicable
Packing Group:	Not applicable
Environmental Hazards:	Not applicable

**IMDG/IMO**

UN Number	Not restricted
UN proper shipping name:	Not restricted
Transport Hazard Class(es):	Not applicable
Packing Group:	Not applicable
Environmental Hazards:	Not applicable

**IATA/ICAO**

UN Number	Not restricted
UN proper shipping name:	Not restricted
Transport Hazard Class(es):	Not applicable
Packing Group:	Not applicable
Environmental Hazards:	Not applicable

**Special precautions during transport**

None

**HazChem Code**

None Allocated

**15. Regulatory Information****Safety, health and environmental regulations specific for the product****International Inventories**

<b>Australian AICS Inventory</b>	All components are listed on the AICS or are subject to a relevant exemption, permit, or assessment certificate.
<b>New Zealand Inventory of Chemicals</b>	All components are listed on the NZIoC or are subject to a relevant exemption, permit, or assessment certificate.
<b>US TSCA Inventory</b>	All components listed on inventory or are exempt.
<b>Canadian Domestic Substances List (DSL)</b>	All components listed on inventory or are exempt.

**Poisons Schedule number**

None Allocated

**International Agreements**

<b>Montreal Protocol - Ozone Depleting Substances:</b>	Does not apply.
<b>Stockholm Convention - Persistent Organic Pollutants:</b>	Does not apply
<b>Rotterdam Convention - Prior Informed Consent:</b>	Does not apply.
<b>Basel Convention - Hazardous Waste:</b>	Does not apply.

**16. Other information****Date of preparation or review**

Revision Date: 01-Feb-2019

**Revision Note**

SDS sections updated:

2

**Full text of H-Statements referred to under sections 2 and 3**

H350 - May cause cancer by inhalation

H372 - Causes damage to organs through prolonged or repeated exposure if inhaled

**Additional information**

For additional information on the use of this product, contact your local Halliburton representative.

For questions about the Safety Data Sheet for this or other Halliburton products, contact Chemical Stewardship at 1-580-251-4335.

**Key abbreviations or acronyms used**

bw – body weight

CAS – Chemical Abstracts Service

EC50 – Effective Concentration 50%

LC50 – Lethal Concentration 50%

LD50 – Lethal Dose 50%

LL50 – Lethal Loading 50%

mg/kg – milligram/kilogram

mg/L – milligram/liter

NOEC – No Observed Effect Concentration

OEL – Occupational Exposure Limit

PBT – Persistent Bioaccumulative and Toxic

ppm – parts per million

STEL – Short Term Exposure Limit

TWA – Time-Weighted Average

vPvB – very Persistent and very Bioaccumulative

h - hour

mg/m<sup>3</sup> - milligram/cubic meter

mm - millimeter

mmHg - millimeter mercury

w/w - weight/weight

d - day

**Key literature references and sources for data**

[www.ChemADVISOR.com/](http://www.ChemADVISOR.com/)

**Disclaimer Statement**

This information is furnished without warranty, expressed or implied, as to accuracy or completeness. The information is obtained from various sources including the manufacturer and other third party sources. The information may not be valid under all conditions nor if this material is used in combination with other materials or in any process. Final determination of suitability of any material is the sole responsibility of the user.

**End of Safety Data Sheet**

## SAFETY DATA SHEET

### CERAMIC PROP

Revision Date: 07-Jun-2018

Revision Number: 12

#### 1. Product Identifier & Identity for the Chemical

**Statement of Hazardous Nature** Hazardous according to the criteria of the 3rd Revised Edition of the Globally Harmonised System of Classification and Labelling of Chemicals (GHS), Non-Dangerous Goods according to the criteria of ADG.

##### 1.1. Product Identifier

**Product Name** CERAMIC PROP

##### Other means of Identification

**Synonyms** None  
**Hazardous Material Number:** HM004805

##### Recommended use of the chemical and restrictions on use

**Recommended Use** Proppant  
**Uses advised against** No information available

##### Supplier's name, address and phone number

**Manufacturer/Supplier** Halliburton Australia Pty. Ltd.  
 15 Marriott Road, Jandakot, WA 6164  
 Australia  
 ACN Number: 009 000 775  
 Telephone Number: + 61 1 800 686 951  
 Fax Number: 61 (08) 9455 5300  
**E-mail Address** fdunexchem@halliburton.com

##### Emergency phone number

+ 61 1 800 686 951  
 Global Incident Response Access Code: 334305  
 Contract Number: 14012

##### Australian Poisons Information Centre

24 Hour Service: - 13 11 26  
 Police or Fire Brigade: - 000 (exchange): - 1100

#### 2. Hazard Identification

**Statement of Hazardous Nature** Hazardous according to the criteria of the 3rd Revised Edition of the Globally Harmonised System of Classification and Labelling of Chemicals (GHS), Non-Dangerous Goods according to the criteria of ADG.

##### Classification of the hazardous chemical

Carcinogenicity	Category 1A - H350
Specific Target Organ Toxicity - (Repeated Exposure)	Category 1 - H372

##### Label elements, including precautionary statements

**Hazard Pictograms**

**Signal Word**

DANGER

**Hazard Statements:**

H350 - May cause cancer by inhalation

H372 - Causes damage to organs through prolonged or repeated exposure if inhaled

**Precautionary Statements****Prevention**

P201 - Obtain special instructions before use

P202 - Do not handle until all safety precautions have been read and understood

P260 - Do not breathe dust/fume/gas/mist/vapors/spray

P264 - Wash face, hands and any exposed skin thoroughly after handling

P270 - Do not eat, drink or smoke when using this product

P281 - Use personal protective equipment as required

**Response**

P308 + P313 - IF exposed or concerned: Get medical advice/attention

P314 - Get medical attention/advice if you feel unwell

**Storage**

P405 - Store locked up

**Disposal**

P501 - Dispose of contents/container in accordance with local/regional/national/international regulations

**Contains****Substances**

Crystalline silica, cristobalite

**CAS Number**

14464-46-1

**Other hazards which do not result in classification**

This substance is not considered to be persistent, bioaccumulating nor toxic (PBT).

This substance is not considered to be very persistent nor very bioaccumulating (vPvB).

*For the full text of the H-phrases mentioned in this Section, see Section 16*

<b>3. Composition/information on Ingredients</b>
--

Substances	CAS Number	PERCENT (w/w)	GHS Classification - Australia
Crystalline silica, cristobalite	14464-46-1	10 - 30%	Carc. 1A (H350) STOT RE 1 (H372)

<b>4. First aid measures</b>
------------------------------

**Description of necessary first aid measures****Inhalation**

If inhaled, remove from area to fresh air. Get medical attention if respiratory irritation develops or if breathing becomes difficult.

**Eyes**

In case of contact, immediately flush eyes with plenty of water for at least 15 minutes and get medical attention if irritation persists.

**Skin**

Wash with soap and water. Get medical attention if irritation persists.

**Ingestion**

Under normal conditions, first aid procedures are not required.

**Symptoms caused by exposure**

Breathing crystalline silica can cause lung disease, including silicosis and lung cancer. Crystalline silica has also been associated with scleroderma and kidney disease.

**Medical Attention and Special Treatment**

## Notes to Physician

Treat symptomatically

**5. Fire Fighting Measures****Suitable extinguishing equipment****Suitable Extinguishing Media**

None - does not burn.

**Extinguishing media which must not be used for safety reasons**

None known.

**Specific hazards arising from the chemical****Special exposure hazards in a fire**

Not applicable

**Special protective equipment and precautions for fire fighters****Special protective equipment for firefighters**

Full protective clothing and approved self-contained breathing apparatus required for fire fighting personnel.

**6. Accidental release measures****6.1. Personal precautions, protective equipment and emergency procedures**

Use appropriate protective equipment. Avoid creating and breathing dust. Avoid contact with skin, eyes and clothing.

**6.2. Environmental precautions**

None known.

**6.3. Methods and material for containment and cleaning up**

Collect using dustless method and hold for appropriate disposal. Consider possible toxic or fire hazards associated with contaminating substances and use appropriate methods for collection, storage and disposal.

**7. Handling and storage****7.1. Precautions for safe handling****Handling Precautions**

This product contains quartz, cristobalite, and/or tridymite which may become airborne without a visible cloud. Avoid breathing dust. Avoid creating dusty conditions. Use only with adequate ventilation to keep exposure below recommended exposure limits. Wear a NIOSH certified, European Standard En 149, or equivalent respirator when using this product. Material is slippery when wet.

**Hygiene Measures**

Handle in accordance with good industrial hygiene and safety practice.

**7.2. Conditions for safe storage, including any incompatibilities****Storage Information**

Store in a cool well ventilated area. Store locked up. Store in a cool, dry location. Use good housekeeping in storage and work areas to prevent accumulation of dust. Close container when not in use.

**Other Guidelines**

No information available

**8. Exposure Controls/Personal Protection****Control parameters - exposure standards, biological monitoring****Exposure Limits**

Substances	CAS Number	Australia NOHSC	ACGIH TLV-TWA
Crystalline silica, cristobalite	14464-46-1	TWA: 0.1 mg/m <sup>3</sup>	TWA: 0.025 mg/m <sup>3</sup>

**Appropriate engineering controls****Engineering Controls**

Use approved industrial ventilation and local exhaust as required to maintain exposures below applicable exposure limits.



**Personal protective equipment (PPE)**

<b>Personal Protective Equipment</b>	If engineering controls and work practices cannot prevent excessive exposures, the selection and proper use of personal protective equipment should be determined by an industrial hygienist or other qualified professional based on the specific application of this product.
<b>Respiratory Protection</b>	Wear a NIOSH certified, European Standard EN 149 (FFP2/FFP3), AS/NZS 1715, or equivalent respirator when using this product.
<b>Hand Protection</b>	Normal work gloves.
<b>Skin Protection</b>	Wear clothing appropriate for the work environment. Dusty clothing should be laundered before reuse. Use precautionary measures to avoid creating dust when removing or laundering clothing.
<b>Eye Protection</b>	Wear safety glasses or goggles to protect against exposure.
<b>Other Precautions</b>	None known.
<b>Environmental Exposure Controls</b>	No information available

## 9. Physical and Chemical Properties

**9.1. Information on basic physical and chemical properties**

<b>Physical State:</b>	Solid	<b>Color</b>	Gray to tan
<b>Odor:</b>	Odorless	<b>Odor Threshold:</b>	No information available

<u>Property</u>	<u>Values</u>
<u>Remarks/ - Method</u>	
<b>pH:</b>	No data available
<b>Freezing Point / Range</b>	No data available
<b>Melting Point / Range</b>	No data available
<b>Pour Point / Range</b>	No data available
<b>Boiling Point / Range</b>	No data available
<b>Flash Point</b>	No data available
<b>Evaporation rate</b>	No data available
<b>Vapor Pressure</b>	No data available
<b>Vapor Density</b>	No data available
<b>Specific Gravity</b>	3.1
<b>Water Solubility</b>	Insoluble in water
<b>Solubility in other solvents</b>	No data available
<b>Partition coefficient: n-octanol/water</b>	No data available
<b>Autoignition Temperature</b>	No data available
<b>Decomposition Temperature</b>	No data available
<b>Viscosity</b>	No data available
<b>Explosive Properties</b>	No information available
<b>Oxidizing Properties</b>	No information available

**9.2. Other information**

<b>VOC Content (%)</b>	No data available
------------------------	-------------------

## 10. Stability and Reactivity

**10.1. Reactivity**

Not expected to be reactive.

**10.2. Chemical stability**

Stable

**10.3. Possibility of hazardous reactions**

Will Not Occur

**10.4. Conditions to avoid**

None anticipated

**10.5. Incompatible materials**

Hydrofluoric acid.

**10.6. Hazardous decomposition products**

Amorphous silica may transform at elevated temperatures to tridymite (870 C) or cristobalite (1470 C).

## 11. Toxicological Information

### Information on routes of exposure

**Principle Route of Exposure** Eye or skin contact, inhalation.

### Symptoms related to exposure

#### **Most Important Symptoms/Effects**

Breathing crystalline silica can cause lung disease, including silicosis and lung cancer. Crystalline silica has also been associated with scleroderma and kidney disease.

### Toxicology data for the components

Substances	CAS Number	LD50 Oral	LD50 Dermal	LC50 Inhalation
Crystalline silica, cristobalite	14464-46-1	> 15000 mg/kg (human) (similar substance)	No information available	No data available

### Immediate, delayed and chronic health effects from exposure

#### **Inhalation**

Inhaled crystalline silica in the form of quartz or cristobalite from occupational sources is carcinogenic to humans (IARC, Group 1). There is sufficient evidence in experimental animals for the carcinogenicity of tridymite (IARC, Group 2A).

Breathing silica dust may cause irritation of the nose, throat, and respiratory passages. Breathing silica dust may not cause noticeable injury or illness even though permanent lung damage may be occurring. Inhalation of dust may also have serious chronic health effects (See "Chronic Effects/Carcinogenicity" subsection below).

#### **Eye Contact**

May cause mechanical irritation to eye.

#### **Skin Contact**

None known.

#### **Ingestion**

None known.

#### **Chronic Effects/Carcinogenicity**

**Silicosis:** Excessive inhalation of respirable crystalline silica dust may cause a progressive, disabling, and sometimes-fatal lung disease called silicosis. Symptoms include cough, shortness of breath, wheezing, non-specific chest illness, and reduced pulmonary function. This disease is exacerbated by smoking. Individuals with silicosis are predisposed to develop tuberculosis.

**Cancer Status:** The International Agency for Research on Cancer (IARC) has determined that crystalline silica inhaled in the form of quartz or cristobalite from occupational sources can cause lung cancer in humans (Group 1 - carcinogenic to humans) and has determined that there is sufficient evidence in experimental animals for the carcinogenicity of tridymite (Group 2A - possible carcinogen to humans). Refer to IARC Monograph 68, Silica, Some Silicates and Organic Fibres (June 1997) in conjunction with the use of these minerals. The National Toxicology Program classifies respirable crystalline silica as "Known to be a human carcinogen". Refer to the 9th Report on Carcinogens (2000). The American Conference of Governmental Industrial Hygienists (ACGIH) classifies crystalline silica, quartz, as a suspected human carcinogen (A2). There is some evidence that breathing respirable crystalline silica or the disease silicosis is associated with an increased incidence of significant disease endpoints such as scleroderma (an immune system disorder manifested by scarring of the lungs, skin, and other internal organs) and kidney disease.

### Exposure Levels

No data available

### Interactive effects

Individuals with respiratory disease, including but not limited to asthma and bronchitis, or subject to eye irritation, should not be exposed to quartz dust.

**Data limitations**

No data available

Substances	CAS Number	Skin corrosion/irritation
Crystalline silica, cristobalite	14464-46-1	Non-irritating to the skin
Substances	CAS Number	Serious eye damage/irritation
Crystalline silica, cristobalite	14464-46-1	Mechanical irritation of the eyes is possible.
Substances	CAS Number	Skin Sensitization
Crystalline silica, cristobalite	14464-46-1	No information available
Substances	CAS Number	Respiratory Sensitization
Crystalline silica, cristobalite	14464-46-1	No information available
Substances	CAS Number	Mutagenic Effects
Crystalline silica, cristobalite	14464-46-1	Not regarded as mutagenic.
Substances	CAS Number	Carcinogenic Effects
Crystalline silica, cristobalite	14464-46-1	Contains crystalline silica which may cause silicosis, a delayed and progressive lung disease. The IARC and NTP have determined there is sufficient evidence in humans of the carcinogenicity of crystalline silica with repeated respiratory exposure. Based on available scientific evidence, this substance is a threshold carcinogen with a mode of action involving indirect genotoxicity secondary to lung injury.
Substances	CAS Number	Reproductive toxicity
Crystalline silica, cristobalite	14464-46-1	No information available
Substances	CAS Number	STOT - single exposure
Crystalline silica, cristobalite	14464-46-1	No significant toxicity observed in animal studies at concentration requiring classification.
Substances	CAS Number	STOT - repeated exposure
Crystalline silica, cristobalite	14464-46-1	Causes damage to organs through prolonged or repeated exposure if inhaled: (Lungs)
Substances	CAS Number	Aspiration hazard
Crystalline silica, cristobalite	14464-46-1	Not applicable

## 12. Ecological Information

**Ecotoxicity****Product Ecotoxicity Data**

Product is not classified as hazardous to the environment.

**Substance Ecotoxicity Data**

Substances	CAS Number	Toxicity to Algae	Toxicity to Fish	Toxicity to Microorganisms	Toxicity to Invertebrates
Crystalline silica, cristobalite	14464-46-1	No information available	LL0(96 h)=10000 mg/L (Danio rerio)	No information available	LL50(24 h)>10000 mg/L (Daphnia magna)

**12.2. Persistence and degradability**

Substances	CAS Number	Persistence and Degradability
Crystalline silica, cristobalite	14464-46-1	The methods for determining biodegradability are not applicable to inorganic substances.

**12.3. Bioaccumulative potential**

Substances	CAS Number	Bioaccumulation
------------	------------	-----------------

Crystalline silica, cristobalite	14464-46-1	Not bioaccumulative
----------------------------------	------------	---------------------

**12.4. Mobility in soil**

Substances	CAS Number	Mobility
Crystalline silica, cristobalite	14464-46-1	No information available

**12.6. Other adverse effects****Endocrine Disruptor Information**

This product does not contain any known or suspected endocrine disruptors

**13. Disposal Considerations****Safe handling and disposal methods**

Bury in a licensed landfill according to federal, state, and local regulations.

**Disposal of any contaminated packaging**

Follow all applicable national or local regulations.

**Environmental regulations**

Not applicable

**14. Transport Information****Transportation Information****Australia ADG**

UN Number	Not restricted
UN proper shipping name:	Not restricted
Transport Hazard Class(es):	Not applicable
Packing Group:	Not applicable
Environmental Hazards:	Not applicable

**IMDG/IMO**

UN Number	Not restricted
UN proper shipping name:	Not restricted
Transport Hazard Class(es):	Not applicable
Packing Group:	Not applicable
Environmental Hazards:	Not applicable

**IATA/ICAO**

UN Number	Not restricted
UN proper shipping name:	Not restricted
Transport Hazard Class(es):	Not applicable
Packing Group:	Not applicable
Environmental Hazards:	Not applicable

**Special precautions during transport**

None

**HazChem Code**

None Allocated

**15. Regulatory Information****Safety, health and environmental regulations specific for the product****International Inventories****Australian AICS Inventory**

All components are listed on the AICS or are subject to a relevant exemption, permit, or assessment certificate.

**New Zealand Inventory of**

All components are listed on the NZIoC or are subject to a relevant exemption, permit, or

**Chemicals** assessment certificate.  
**US TSCA Inventory** All components listed on inventory or are exempt.  
**Canadian Domestic Substances List (DSL)** All components listed on inventory or are exempt.

**Poisons Schedule number**

None Allocated

**International Agreements****Montreal Protocol - Ozone Depleting Substances:**

Does not apply.

**Stockholm Convention - Persistent Organic Pollutants:**

Does not apply

**Rotterdam Convention - Prior Informed Consent:**

Does not apply.

**Basel Convention - Hazardous Waste:**

Does not apply.

<b>16. Other information</b>
------------------------------

**Date of preparation or review****Revision Date:** 07-Jun-2018**Revision Note**

SDS sections updated:

2

**Full text of H-Statements referred to under sections 2 and 3**

H350 - May cause cancer by inhalation

H372 - Causes damage to organs through prolonged or repeated exposure if inhaled

**Additional information**

For additional information on the use of this product, contact your local Halliburton representative.

For questions about the Safety Data Sheet for this or other Halliburton products, contact Chemical Stewardship at 1-580-251-4335.

**Key abbreviations or acronyms used**

bw – body weight

CAS – Chemical Abstracts Service

EC50 – Effective Concentration 50%

LC50 – Lethal Concentration 50%

LD50 – Lethal Dose 50%

LL50 – Lethal Loading 50%

mg/kg – milligram/kilogram

mg/L – milligram/liter

NOEC – No Observed Effect Concentration

OEL – Occupational Exposure Limit

PBT – Persistent Bioaccumulative and Toxic

ppm – parts per million

STEL – Short Term Exposure Limit

TWA – Time-Weighted Average

vPvB – very Persistent and very Bioaccumulative

h - hour

mg/m<sup>3</sup> - milligram/cubic meter

mm - millimeter

mmHg - millimeter mercury

w/w - weight/weight

d - day

**Key literature references and sources for data**[www.ChemADVISOR.com/](http://www.ChemADVISOR.com/)**Disclaimer Statement**

This information is furnished without warranty, expressed or implied, as to accuracy or completeness. The information is obtained from various sources including the manufacturer and other third party sources. The information may not be valid under all conditions nor if this material is used in combination with other materials or in any process. Final determination of suitability of any material is the sole responsibility of the user.

**End of Safety Data Sheet**

## **Coil Tubing Hydraulic Fracturing System SDS**

**SAFETY DATA SHEET****ACETIC ACID 60%**

Revision Date: 19-Mar-2015

Revision Number: 9

**1. Product Identifier & Identity for the Chemical**

**Statement of Hazardous Nature** Hazardous according to the criteria of the 3rd Revised Edition of the Globally Harmonised System of Classification and Labelling of Chemicals (GHS), Dangerous Goods according to the criteria of ADG.

**1.1. Product Identifier**

**Product Name** ACETIC ACID 60%

**Other means of Identification**

**Synonyms:** None  
**Product Code:** HM004481

**Recommended use of the chemical and restrictions on use**

**Recommended Use** Solvent  
**Uses Advised Against** No information available

**Supplier's name, address and phone number**

**Manufacturer/Supplier** Halliburton Australia Pty. Ltd.  
15 Marriott Road  
Jandakot  
WA 6164  
Australia  
  
ACN Number: 009 000 775  
Telephone Number: + 61 1 800 686 951  
Fax Number: 61 (08) 9455 5300  
**E-Mail address:** fdunexchem@halliburton.com

**Emergency phone number**

+ 61 1 800 686 951

**Australian Poisons Information Centre**

24 Hour Service: - 13 11 26  
Police or Fire Brigade: - 000 (exchange): - 1100

**2. Hazard Identification**

**Statement of Hazardous Nature** Hazardous according to the criteria of the 3rd Revised Edition of the Globally Harmonised System of Classification and Labelling of Chemicals (GHS), Dangerous Goods according to the criteria of ADG.

**Classification of the hazardous chemical**

Skin Corrosion / irritation	Category 1 - H314
Serious Eye Damage / Eye Irritation	Category 1 - H318
Specific Target Organ Toxicity - (Single Exposure)	Category 3 - H335
Flammable liquids.	Category 3 - H226

**Label elements, including precautionary statements****Hazard Pictograms**



**Signal Word**

Danger

**Hazard Statements**

H314 - Causes severe skin burns and eye damage  
H318 - Causes serious eye damage  
H335 - May cause respiratory irritation  
H226 - Flammable liquid and vapor

**Precautionary Statements****Prevention**

P210 - Keep away from heat/sparks/open flames/hot surfaces. - No smoking  
P233 - Keep container tightly closed  
P240 - Ground/Bond container and receiving equipment  
P241 - Use explosion-proof electrical/ventilating/lighting/equipment  
P242 - Use only non-sparking tools  
P243 - Take precautionary measures against static discharge  
P260 - Do not breathe dust/fume/gas/mist/vapors/spray  
P264 - Wash face, hands and any exposed skin thoroughly after handling  
P271 - Use only outdoors or in a well-ventilated area  
P280 - Wear protective gloves/protective clothing/eye protection/face protection

**Response**

P301+ P330 + P331 - IF SWALLOWED: Rinse mouth. Do NOT induce vomiting  
P303 + P361 + P353 - IF ON SKIN (or hair): Take off immediately all contaminated clothing. Rinse skin with water/shower  
P363 - Wash contaminated clothing before reuse  
P304 + P340 - IF INHALED: Remove to fresh air and keep at rest in a position comfortable for breathing  
P312 - Call a POISON CENTER or doctor/physician if you feel unwell  
P305 + P351 + P338 - IF IN EYES: Rinse cautiously with water for several minutes. Remove contact lenses, if present and easy to do. Continue rinsing  
P310 - Immediately call a POISON CENTER or doctor/physician  
P370 + P378 - In case of fire: Use water spray for extinction

**Storage**

P403 + P233 - Store in a well-ventilated place. Keep container tightly closed  
P403 + P235 - Store in a well-ventilated place. Keep cool  
P405 - Store locked up

**Disposal**

P501 - Dispose of contents/container in accordance with local/regional/national/international regulations

**Contains  
Substances**  
Acetic acid

**CAS Number**  
64-19-7

**Other hazards which do not result in classification**  
None known

**Australia Classification**

*For the full text of the H-phrases mentioned in this Section, see Section 16*

**Classification**

C - Corrosive.

**Risk Phrases**

R10 Flammable.  
R34 Causes burns.  
R37 Irritating to respiratory system.

### 3. Composition/information on Ingredients

Substances	CAS Number	PERCENT (w/w)	GHS Classification - Australia
Acetic acid	64-19-7	60 - 100%	Skin Corr. 1A (H314) Eye Corr. 1 (H318) STOT SE 3 (H335) Flam. Liq. 3 (H226)

### 4. First aid measures

#### Description of necessary first aid measures

<b>Inhalation</b>	If inhaled, move victim to fresh air and seek medical attention.
<b>Eyes</b>	Immediately flush eyes with large amounts of water for at least 30 minutes. Seek prompt medical attention.
<b>Skin</b>	In case of contact, immediately flush skin with plenty of soap and water for at least 30 minutes and remove contaminated clothing, shoes and leather goods immediately. Get medical attention immediately.
<b>Ingestion</b>	Do NOT induce vomiting. Give nothing by mouth. Obtain immediate medical attention.

#### Symptoms caused by exposure

Causes severe eye irritation which may damage tissue. Causes severe skin irritation with tissue destruction. May cause respiratory irritation.

#### Medical Attention and Special Treatment

**Notes to Physician** Treat symptomatically

### 5. Fire Fighting Measures

#### Suitable extinguishing equipment

##### **Suitable Extinguishing Media**

Water fog, carbon dioxide, foam, dry chemical.

##### **Extinguishing media which must not be used for safety reasons**

None known.

#### Specific hazards arising from the chemical

##### **Special Exposure Hazards**

Use water spray to cool fire exposed surfaces. Decomposition in fire may produce harmful gases. Do not allow runoff to enter waterways.

#### Special protective equipment and precautions for fire fighters

##### **Special Protective Equipment for Fire-Fighters**

Full protective clothing and approved self-contained breathing apparatus required for fire fighting personnel.

### 6. Accidental release measures

#### 6.1. Personal precautions, protective equipment and emergency procedures

Use appropriate protective equipment.

#### 6.2. Environmental precautions

Prevent from entering sewers, waterways, or low areas.

#### 6.3. Methods and material for containment and cleaning up

Isolate spill and stop leak where safe. Contain spill with sand or other inert materials. Neutralize to pH of 6-8. Scoop up and

remove.

## 7. Handling and storage

### 7.1. Precautions for Safe Handling

#### Handling Precautions

Avoid contact with eyes, skin, or clothing. Avoid breathing vapors. Wash hands after use. Launder contaminated clothing before reuse.

#### Hygiene Measures

Handle in accordance with good industrial hygiene and safety practice.

### 7.2. Conditions for safe storage, including any incompatibilities

#### Storage Information

Store in a cool well ventilated area. Keep container closed when not in use. Product has a shelf life of 24 months. Store locked up.

#### Other Guidelines

No information available

## 8. Exposure Controls/Personal Protection

### Control parameters - exposure standards, biological monitoring

#### Exposure Limits

Substances	CAS Number	Australia NOHSC	ACGIH TLV-TWA
Acetic acid	64-19-7	TWA: 10 ppm TWA: 25 mg/m <sup>3</sup> STEL: 15 ppm STEL: 37 mg/m <sup>3</sup>	TWA: 10 ppm STEL: 15 ppm

### Appropriate engineering controls

#### Engineering Controls

Use in a well ventilated area. Local exhaust ventilation should be used in areas without good cross ventilation.

### Personal protective equipment (PPE)

#### Respiratory Protection

Organic vapor/acid gas respirator.

#### Hand Protection

Impervious rubber gloves.

#### Skin Protection

Full protective chemical resistant clothing.

#### Eye Protection

Chemical goggles; also wear a face shield if splashing hazard exists.

#### Other Precautions

Eyewash fountains and safety showers must be easily accessible.

#### Environmental Exposure Controls

No information available

## 9. Physical and Chemical Properties

### 9.1. Information on basic physical and chemical properties

Physical State: Liquid

Color: Clear

Odor: Acrid

Odor Threshold: No information available

#### Property

#### Values

Remarks/ - Method

#### pH:

1.38

#### Freezing Point/Range

16 °C

#### Melting Point/Range

No data available

#### Boiling Point/Range

117 °C / 244 °F

#### Flash Point

55 °C / 131 °F PMCC

upper flammability limit

16%

lower flammability limit

5.4%

#### Evaporation rate

No data available

#### Vapor Pressure

11.7 mmHg @ 20 C

#### Vapor Density

No data available

#### Specific Gravity

1.05

#### Water Solubility

Soluble in water

#### Solubility in other solvents

No data available

Partition coefficient: n-octanol/water	No data available
Autoignition Temperature	No data available
Decomposition Temperature	No data available
Viscosity	No data available
Explosive Properties	No information available
Oxidizing Properties	No information available

**9.2. Other information**

Molecular Weight	60.6 (g/mole)
VOC Content (%)	No data available

## 10. Stability and Reactivity

**10.1. Reactivity**

Not expected to be reactive.

**10.2. Chemical Stability**

Stable

**10.3. Possibility of Hazardous Reactions**

Will Not Occur

**10.4. Conditions to Avoid**

Keep away from heat, sparks and flame.

**10.5. Incompatible Materials**

Strong alkalis.

**10.6. Hazardous Decomposition Products**

Carbon monoxide and carbon dioxide.

## 11. Toxicological Information

**Information on routes of exposure****Principle Route of Exposure** Eye or skin contact, inhalation.**Symptoms related to exposure****Most Important Symptoms/Effects**

Causes severe eye irritation which may damage tissue. Causes severe skin irritation with tissue destruction. May cause respiratory irritation.

**Numerical measures of toxicity****Toxicology data for the components**

Substances	CAS Number	LD50 Oral	LD50 Dermal	LC50 Inhalation
Acetic acid	64-19-7	3310 mg/kg (Rat) 600 mg/kg (Rabbit) 4960 mg/kg (Mouse)	1060 mg/kg (Rabbit)	11.4 mg/L (Rat) 4h

**Immediate, delayed and chronic health effects from exposure**

<b>Inhalation</b>	Causes severe respiratory irritation.
<b>Eye Contact</b>	Causes eye burns.
<b>Skin Contact</b>	Causes skin burns which may not be immediately painful or visible.
<b>Ingestion</b>	Causes burns of the mouth, throat and stomach.

**Chronic Effects/Carcinogenicity** Prolonged, excessive exposure may cause erosion of the teeth.**Exposure Levels**

No data available

**Interactive effects**

Skin disorders.

**Data limitations**

No data available

Substances	CAS Number	Skin corrosion/irritation
Acetic acid	64-19-7	Corrosive to skin
Substances	CAS Number	Eye damage/irritation
Acetic acid	64-19-7	Corrosive to eyes
Substances	CAS Number	Skin Sensitization
Acetic acid	64-19-7	Not regarded as a sensitizer.
Substances	CAS Number	Respiratory Sensitization
Acetic acid	64-19-7	No information available
Substances	CAS Number	Mutagenic Effects
Acetic acid	64-19-7	In vivo tests did not show mutagenic effects. In vitro tests did not show mutagenic effects
Substances	CAS Number	Carcinogenic Effects
Acetic acid	64-19-7	Did not show carcinogenic effects in animal experiments
Substances	CAS Number	Reproductive toxicity
Acetic acid	64-19-7	Did not show teratogenic effects in animal experiments. Animal testing did not show any effects on fertility.
Substances	CAS Number	STOT - single exposure
Acetic acid	64-19-7	May cause respiratory irritation.
Substances	CAS Number	STOT - repeated exposure
Acetic acid	64-19-7	Not applicable due to corrosivity of the substance.
Substances	CAS Number	Aspiration hazard
Acetic acid	64-19-7	Not applicable

## 12. Ecological Information

### Ecotoxicity

#### Product Ecotoxicity Data

No data available

#### Substance Ecotoxicity Data

Substances	CAS Number	Toxicity to Algae	Toxicity to Fish	Toxicity to Microorganisms	Toxicity to Invertebrates
Acetic acid	64-19-7	EC50 90 mg/L (Microcystis aeruginosa) EC50 (72h) > 1000 mg/L (>300.82 mg/L – acetate ion) (Skeletonema costatum)	LC50 79 mg/L (Pimephales promelas) LC50 75 mg/L (Pimephales promelas) LC50 (96h) > 1000 mg/L (>300.82 mg/L – acetate ion) (Oncorhynchus mykiss)	NOEC (16h) 1150 mg/L (Pseudomonas putida)	EC50 47 mg/L (Daphnia magna) LC50 32 mg/L (Artemia salina) EC50 (48h) > 1000 mg/L (>300.82 mg/L – acetate ion) (Daphnia magna) NOEC (21d) 31.4 - 37.9 mg/L (Daphnia magna) (reproduction)

### 12.2. Persistence and degradability

Substances	CAS Number	Persistence and Degradability
Acetic acid	64-19-7	Readily biodegradable (99% @ 7d)

### 12.3. Bioaccumulative potential

Substances	CAS Number	Log Pow
Acetic acid	64-19-7	-0.17 BCF = 3.16 (Calculated)

**12.4. Mobility in soil**

Substances	CAS Number	Mobility
Acetic acid	64-19-7	No information available

**12.6. Other adverse effects****Endocrine Disruptor Information**

This product does not contain any known or suspected endocrine disruptors

**13. Disposal Considerations****Safe handling and disposal methods**

Disposal should be made in accordance with federal, state, and local regulations.

**Disposal of any contaminated packaging**

Follow all applicable national or local regulations. Contaminated packaging may be disposed of by: rendering packaging incapable of containing any substance, or treating packaging to remove residual contents, or treating packaging to make sure the residual contents are no longer hazardous, or by disposing of packaging into commercial waste collection.

**Environmental regulations**

Not applicable

**14. Transport Information****Transportation Information**

UN Number: UN2790  
UN Proper Shipping Name: Acetic Acid Solution  
Transport Hazard Class(es): 8  
Packing Group: II  
Environmental Hazards: Not applicable

**Special precautions during transport**

None

**HazChem Code**

2R

**15. Regulatory Information****Safety, health and environmental regulations specific for the product****International Inventories**

Australian AICS Inventory All components listed on inventory or are exempt.  
New Zealand Inventory of Chemicals All components listed on inventory or are exempt.  
EINECS Inventory This product, and all its components, complies with EINECS  
US TSCA Inventory All components listed on inventory or are exempt.  
Canadian DSL Inventory All components listed on inventory or are exempt.

**Poisons Schedule number**

S6

**16. Other information****Date of preparation or review**

Revision Date: 19-Mar-2015

**Revision Note**

SDS sections updated: 2

**Revision Note****Full text of R-phrases referred to under Sections 2 and 3**

R10 Flammable.  
R34 Causes burns.  
R35 Causes severe burns.  
R37 Irritating to respiratory system.

**Full text of H-Statements referred to under sections 2 and 3**

H226 - Flammable liquid and vapor  
H314 - Causes severe skin burns and eye damage  
H318 - Causes serious eye damage  
H335 - May cause respiratory irritation

**Additional information**

For additional information on the use of this product, contact your local Halliburton representative.

For questions about the Safety Data Sheet for this or other Halliburton products, contact Chemical Stewardship at 1-580-251-4335.

**Key abbreviations or acronyms used**

bw – body weight CAS – Chemical Abstracts Service EC50 – Effective Concentration 50% LC50 – Lethal Concentration 50% LD50 – Lethal Dose 50% LL50 – Lethal Loading 50% mg/kg – milligram/kilogram mg/L – milligram/liter NOEC – No Observed Effect Concentration OEL – Occupational Exposure Limit PBT – Persistent Bioaccumulative and Toxic ppm – parts per million STEL – Short Term Exposure Limit TWA – Time-Weighted Average vPvB – very Persistent and very Bioaccumulative h - hour mg/m<sup>3</sup> - milligram/cubic meter mm - millimeter mmHg - millimeter mercury w/w - weight/weight d - day

**Key literature references and sources for data**

[www.ChemADVISOR.com/](http://www.ChemADVISOR.com/)  
NZ CCID

**Disclaimer Statement**

This information is furnished without warranty, expressed or implied, as to accuracy or completeness. The information is obtained from various sources including the manufacturer and other third party sources. The information may not be valid under all conditions nor if this material is used in combination with other materials or in any process. Final determination of suitability of any material is the sole responsibility of the user.

**End of Safety Data Sheet**

## SAFETY DATA SHEET

BE-9

Revision Date: 13-Oct-2017

Revision Number: 20

**1. Product Identifier & Identity for the Chemical**

**Statement of Hazardous Nature** Hazardous according to the criteria of the 3rd Revised Edition of the Globally Harmonised System of Classification and Labelling of Chemicals (GHS), Dangerous Goods according to the criteria of ADG.

**1.1. Product Identifier**

**Product Name** BE-9

**Other means of Identification**

**Synonyms** None  
**Hazardous Material Number:** HB006583

**Recommended use of the chemical and restrictions on use**

**Recommended Use** Biocide  
**Uses advised against** No information available

**Supplier's name, address and phone number**

**Manufacturer/Supplier** Halliburton Australia Pty. Ltd.  
15 Marriott Road, Jandakot, WA 6164  
Australia  
ACN Number: 009 000 775  
Telephone Number: + 61 1 800 686 951  
Fax Number: 61 (08) 9455 5300  
**E-mail Address** fdunexchem@halliburton.com

**Emergency phone number**

+ 61 1 800 686 951  
Global Incident Response Access Code: 334305  
Contract Number: 14012

**Australian Poisons Information Centre**

24 Hour Service: - 13 11 26  
Police or Fire Brigade: - 000 (exchange): - 1100

**2. Hazard Identification**

**Statement of Hazardous Nature** Hazardous according to the criteria of the 3rd Revised Edition of the Globally Harmonised System of Classification and Labelling of Chemicals (GHS), Dangerous Goods according to the criteria of ADG.

**Classification of the hazardous chemical**

Skin Corrosion/Irritation	Category 1 - H314
Serious Eye Damage/Irritation	Category 1 - H318
Acute Aquatic Toxicity	Category 1 - H400
Chronic Aquatic Toxicity	Category 2 - H411

**Label elements, including precautionary statements****Hazard Pictograms**



**Signal Word**

DANGER

**Hazard Statements:**

H314 - Causes severe skin burns and eye damage  
 H318 - Causes serious eye damage  
 H400 - Very toxic to aquatic life  
 H411 - Toxic to aquatic life with long lasting effects

**Precautionary Statements****Prevention**

P260 - Do not breathe dust/fume/gas/mist/vapors/spray  
 P273 - Avoid release to the environment

**Response**

P280 - Wear protective gloves/protective clothing/eye protection/face protection  
 P301 + P330 + P331 - IF SWALLOWED: rinse mouth. Do NOT induce vomiting  
 P303 + P361 + P353 - IF ON SKIN (or hair): Take off immediately all contaminated clothing. Rinse skin with water [or shower].  
 P363 - Wash contaminated clothing before reuse  
 P304 + P340 - IF INHALED: Remove victim to fresh air and keep at rest in a position comfortable for breathing  
 P310 - Immediately call a POISON CENTER or doctor/physician  
 P305 + P351 + P338 - IF IN EYES: Rinse cautiously with water for several minutes. Remove contact lenses, if present and easy to do. Continue rinsing  
 P391 - Collect spillage  
 P405 - Store locked up  
 P501 - Dispose of contents/container in accordance with local/regional/national/international regulations

**Storage****Disposal****Contains Substances**

Tributyl tetradecyl phosphonium chloride

**CAS Number**

81741-28-8

**Other hazards which do not result in classification**

None known

*For the full text of the H-phrases mentioned in this Section, see Section 16*

### 3. Composition/information on Ingredients

Substances	CAS Number	PERCENT (w/w)	GHS Classification - Australia
Tributyl tetradecyl phosphonium chloride	81741-28-8	5 - 10%	Acute Tox. 4 (H302) Acute Tox. 2 (H330) Skin Corr. 1B (H314) Eye Corr. 1 (H318) Aquatic Acute 1 (H400) Aquatic Chronic 1 (H410)

### 4. First aid measures

**Description of necessary first aid measures****Inhalation**

If inhaled, move victim to fresh air and seek medical attention.

**Eyes**

Immediately flush eyes with large amounts of water for at least 30 minutes. Seek prompt medical attention.

<b>Skin</b>	In case of contact, immediately flush skin with plenty of soap and water for at least 30 minutes and remove contaminated clothing, shoes and leather goods immediately. Get medical attention immediately.
<b>Ingestion</b>	Do NOT induce vomiting. Give nothing by mouth. Obtain immediate medical attention.

**Symptoms caused by exposure**

Causes severe eye irritation which may damage tissue. Causes severe skin irritation with tissue destruction.

**Medical Attention and Special Treatment**

**Notes to Physician** Treat symptomatically

## 5. Fire Fighting Measures

**Suitable extinguishing equipment****Suitable Extinguishing Media**

Water fog, carbon dioxide, foam, dry chemical.

**Extinguishing media which must not be used for safety reasons**

None known.

**Specific hazards arising from the chemical****Special exposure hazards in a fire**

Decomposition in fire may produce harmful gases. Do not allow runoff to enter waterways. Use water spray to cool fire exposed surfaces.

**Special protective equipment and precautions for fire fighters****Special protective equipment for firefighters**

Full protective clothing and approved self-contained breathing apparatus required for fire fighting personnel.

## 6. Accidental release measures

**6.1. Personal precautions, protective equipment and emergency procedures**

Use appropriate protective equipment.

**6.2. Environmental precautions**

Prevent from entering sewers, waterways, or low areas.

**6.3. Methods and material for containment and cleaning up**

Isolate spill and stop leak where safe. Contain spill with sand or other inert materials. Scoop up and remove.

## 7. Handling and storage

**7.1. Precautions for safe handling****Handling Precautions**

Avoid contact with eyes, skin, or clothing. Wash hands after use. Launder contaminated clothing before reuse. Do NOT consume food, drink, or tobacco in contaminated areas.

**Hygiene Measures**

Handle in accordance with good industrial hygiene and safety practice.

**7.2. Conditions for safe storage, including any incompatibilities****Storage Information**

Store in a cool well ventilated area. Keep container closed when not in use. Store away from direct sunlight. Store in a dry location. Store in a manner to prevent commingling with incompatible materials. Store away from alkalis. Store away from reducing agents. Store locked up.

**Other Guidelines**

No information available

## 8. Exposure Controls/Personal Protection

**Control parameters - exposure standards, biological monitoring****Exposure Limits**

Substances	CAS Number	Australia NOHSC	ACGIH TLV-TWA
Tributyl tetradecyl phosphonium chloride	81741-28-8	Not applicable	Not applicable

**Appropriate engineering controls****Engineering Controls**

Use in a well ventilated area. Local exhaust ventilation should be used in areas without good cross ventilation.

**Personal protective equipment (PPE)****Personal Protective Equipment**

If engineering controls and work practices cannot prevent excessive exposures, the selection and proper use of personal protective equipment should be determined by an industrial hygienist or other qualified professional based on the specific application of this product.

**Respiratory Protection**

If engineering controls and work practices cannot keep exposure below occupational exposure limits or if exposure is unknown, wear a NIOSH certified, European Standard EN 149, AS/NZS 1715:2009, or equivalent respirator when using this product. Selection of and instruction on using all personal protective equipment, including respirators, should be performed by an Industrial Hygienist or other qualified professional.

Dust/mist respirator. (N95, P2/P3)

**Hand Protection**

Chemical-resistant protective gloves (EN 374) Suitable materials for longer, direct contact (recommended: protection index 6, corresponding to > 480 minutes permeation time as per EN 374): Neoprene gloves. (>= 0.75 mm thickness)

This information is based on literature references and on information provided by glove manufacturers, or is derived by analogy with similar substances. Please note that in practice the working life of chemical-resistant protective gloves may be considerably shorter than the permeation time determined in accordance with EN 374 as a result of the many influencing factors (e.g. temperature). If signs of wear and tear are noticed then the gloves should be replaced. Manufacturer's directions for use should be observed because of great diversity of types.

**Skin Protection**

Wear impervious protective clothing, including boots, gloves, lab coat, apron, rain jacket, pants or coverall, as appropriate, to prevent skin contact.

**Eye Protection**

Chemical goggles; also wear a face shield if splashing hazard exists.

**Other Precautions**

Eyewash fountains and safety showers must be easily accessible.

**Environmental Exposure Controls**

No information available

## 9. Physical and Chemical Properties

**9.1. Information on basic physical and chemical properties**

**Physical State:** Liquid

**Color** Clear colorless

**Odor:** Slight

**Odor Threshold:** No information available

PropertyValues

Remarks/ - Method

**pH:**

6-8

**Freezing Point / Range**

-8 - -10 °C

**Melting Point / Range**

No data available

**Boiling Point / Range**

100 °C / 212 °F

**Flash Point**

No data available

**Evaporation rate**

No data available

**Vapor Pressure**

No data available

**Vapor Density**

No data available

**Specific Gravity**

0.95 - 1.0

**Water Solubility**

Miscible with water

**Solubility in other solvents**

No data available

**Partition coefficient: n-octanol/water**

No data available

**Autoignition Temperature**

No data available

**Decomposition Temperature**

No data available

**Viscosity**

No data available

**Explosive Properties**

No information available

**Oxidizing Properties**

No information available

**9.2. Other information****VOC Content (%)**

No data available

<b>10. Stability and Reactivity</b>
-------------------------------------

**10.1. Reactivity**

Not expected to be reactive.

**10.2. Chemical stability**

Stable

**10.3. Possibility of hazardous reactions**

Will Not Occur

**10.4. Conditions to avoid**

None anticipated

**10.5. Incompatible materials**

Reducing agents. Strong alkalis.

**10.6. Hazardous decomposition products**

Chlorine. Phosphorus acids. Carbon monoxide and carbon dioxide.

<b>11. Toxicological Information</b>
--------------------------------------

**Information on routes of exposure****Principle Route of Exposure** Eye or skin contact, inhalation.**Symptoms related to exposure****Most Important Symptoms/Effects**

Causes severe eye irritation which may damage tissue. Causes severe skin irritation with tissue destruction.

**Toxicology data for the components**

Substances	CAS Number	LD50 Oral	LD50 Dermal	LC50 Inhalation
Tributyl tetradecyl phosphonium chloride	81741-28-8	= 611 mg/kg (rat)	No data of sufficient quality are available	> 0.908 mg/L (rat, 4hr, mist)

**Immediate, delayed and chronic health effects from exposure****Inhalation**

May cause respiratory irritation.

**Eye Contact**

Causes severe eye irritation which may damage tissue. May cause eye burns.

**Skin Contact**

Causes severe skin irritation with tissue destruction.

**Ingestion**

Irritation of the mouth, throat, and stomach. May cause abdominal pain, vomiting, nausea, and diarrhea.

**Chronic Effects/Carcinogenicity** No data available to indicate product or components present at greater than 0.1% are chronic health hazards.

**Exposure Levels**

No data available

**Interactive effects**

Lung disorders. Skin disorders.

**Data limitations**

No data available

Substances	CAS Number	Skin corrosion/irritation
Tributyl tetradecyl phosphonium chloride	81741-28-8	Causes burns (Rabbit)

Substances	CAS Number	Serious eye damage/irritation
Tributyl tetradecyl phosphonium chloride	81741-28-8	Causes severe eye irritation which may damage tissue. (Rabbit)

Substances	CAS Number	Skin Sensitization
Tributyl tetradecyl phosphonium chloride	81741-28-8	No information available

Substances	CAS Number	Respiratory Sensitization
Tributyl tetradecyl phosphonium chloride	81741-28-8	No information available

Substances	CAS Number	Mutagenic Effects
Tributyl tetradecyl phosphonium chloride	81741-28-8	No data of sufficient quality are available.

Substances	CAS Number	Carcinogenic Effects
Tributyl tetradecyl phosphonium chloride	81741-28-8	No information available

Substances	CAS Number	Reproductive toxicity
Tributyl tetradecyl phosphonium chloride	81741-28-8	No information available

Substances	CAS Number	STOT - single exposure
Tributyl tetradecyl phosphonium chloride	81741-28-8	No information available

Substances	CAS Number	STOT - repeated exposure
Tributyl tetradecyl phosphonium chloride	81741-28-8	No data of sufficient quality are available.

Substances	CAS Number	Aspiration hazard
Tributyl tetradecyl phosphonium chloride	81741-28-8	No information available

## 12. Ecological Information

### Ecotoxicity

#### Substance Ecotoxicity Data

Substances	CAS Number	Toxicity to Algae	Toxicity to Fish	Toxicity to Microorganisms	Toxicity to Invertebrates
Tributyl tetradecyl phosphonium chloride	81741-28-8	No information available	LC50 (96 h) 0.46 mg/L (Oncorhynchus mykiss) LC50 (96 h) 0.06 mg/L (Lepomis macrochirus)	No information available	EC50 (48 h) 0.025 mg/L (Daphnia sp.)

#### 12.2. Persistence and degradability

Substances	CAS Number	Persistence and Degradability
Tributyl tetradecyl phosphonium chloride	81741-28-8	(0% @ 28d)

#### 12.3. Bioaccumulative potential

Substances	CAS Number	Log Pow
Tributyl tetradecyl phosphonium chloride	81741-28-8	< 3

#### 12.4. Mobility in soil

Substances	CAS Number	Mobility
Tributyl tetradecyl phosphonium chloride	81741-28-8	No information available

#### 12.6. Other adverse effects

##### Endocrine Disruptor Information

This product does not contain any known or suspected endocrine disruptors

### 13. Disposal Considerations

#### Safe handling and disposal methods

Disposal should be made in accordance with federal, state, and local regulations. Incineration recommended in approved incinerator according to federal, state, and local regulations. Substance should NOT be deposited into a sewage facility.

#### Disposal of any contaminated packaging

Follow all applicable national or local regulations.

#### Environmental regulations

Not applicable

### 14. Transport Information

#### Transportation Information

##### Australia ADG

<b>UN Number</b>	UN2922
<b>UN proper shipping name:</b>	Corrosive Liquid, Toxic, N.O.S. (contains Tributyl Tetradecyl Phosphonium Chloride)
<b>Transport Hazard Class(es):</b>	8, (6.1)
<b>Packing Group:</b>	II
<b>Environmental Hazards:</b>	Marine Pollutant

##### IMDG/IMO

<b>UN Number</b>	UN2922
<b>UN proper shipping name:</b>	Corrosive Liquid, Toxic, N.O.S. (contains Tributyl Tetradecyl Phosphonium Chloride)
<b>Transport Hazard Class(es):</b>	8, (6.1)
<b>Packing Group:</b>	II
<b>Environmental Hazards:</b>	Marine Pollutant
<b>EMS:</b>	EmS F-A, S-B

##### IATA/ICAO

<b>UN Number</b>	UN2922
<b>UN proper shipping name:</b>	Corrosive Liquid, Toxic, N.O.S. (contains Tributyl Tetradecyl Phosphonium Chloride)
<b>Transport Hazard Class(es):</b>	8, (6.1)
<b>Packing Group:</b>	II
<b>Environmental Hazards:</b>	Marine Pollutant

#### Special precautions during transport

None

#### HazChem Code

2X

### 15. Regulatory Information

#### Safety, health and environmental regulations specific for the product

##### International Inventories

##### Australian AICS Inventory

All components are listed on the AICS or are subject to a relevant exemption, permit, or assessment certificate.

##### New Zealand Inventory of Chemicals

All components are listed on the NZIoC or are subject to a relevant exemption, permit, or assessment certificate.

##### EINECS (European Inventory of Existing Chemical Substances)

This product, and all its components, complies with EINECS

##### US TSCA Inventory

All components listed on inventory or are exempt.

##### Canadian Domestic Substances List (DSL)

All components listed on inventory or are exempt.

#### Poisons Schedule number

None Allocated

**International Agreements**

**Montreal Protocol - Ozone Depleting Substances:**

Does not apply

**Stockholm Convention - Persistent Organic Pollutants:**

Does not apply

**Rotterdam Convention - Prior Informed Consent:**

Does not apply

**Basel Convention - Hazardous Waste:**

Does not apply

**16. Other information****Date of preparation or review**

**Revision Date:** 13-Oct-2017

**Revision Note**

SDS sections updated:

2

**Full text of H-Statements referred to under sections 2 and 3**

H302 - Harmful if swallowed

H314 - Causes severe skin burns and eye damage

H318 - Causes serious eye damage

H330 - Fatal if inhaled

H400 - Very toxic to aquatic life

H401 - Toxic to aquatic life

H410 - Very toxic to aquatic life with long lasting effects

H411 - Toxic to aquatic life with long lasting effects

**Additional information**

For additional information on the use of this product, contact your local Halliburton representative.

For questions about the Safety Data Sheet for this or other Halliburton products, contact Chemical Stewardship at 1-580-251-4335.

**Key abbreviations or acronyms used**

bw – body weight

CAS – Chemical Abstracts Service

EC50 – Effective Concentration 50%

LC50 – Lethal Concentration 50%

LD50 – Lethal Dose 50%

LL50 – Lethal Loading 50%

mg/kg – milligram/kilogram

mg/L – milligram/liter

NOEC – No Observed Effect Concentration

OEL – Occupational Exposure Limit

PBT – Persistent Bioaccumulative and Toxic

ppm – parts per million

STEL – Short Term Exposure Limit

TWA – Time-Weighted Average

vPvB – very Persistent and very Bioaccumulative

h - hour

mg/m<sup>3</sup> - milligram/cubic meter

mm - millimeter

mmHg - millimeter mercury

w/w - weight/weight

d - day

**Key literature references and sources for data**

www.ChemADVISOR.com/

NZ CCID

**Disclaimer Statement**

This information is furnished without warranty, expressed or implied, as to accuracy or completeness. The information is obtained from various sources including the manufacturer and other third party sources. The information may not be valid under all conditions nor if this material is used in combination with other materials or in any process. Final determination of suitability of any material is the sole responsibility of the user.

**End of Safety Data Sheet**



## SAFETY DATA SHEET

### CAUSTIC SODA LIQUID

Revision Date: 16-Apr-2015

Revision Number: 8

#### 1. Product Identifier & Identity for the Chemical

**Statement of Hazardous Nature** Hazardous according to the criteria of the 3rd Revised Edition of the Globally Harmonised System of Classification and Labelling of Chemicals (GHS), Dangerous Goods according to the criteria of ADG.

##### 1.1. Product Identifier

**Product Name** CAUSTIC SODA LIQUID

##### Other means of Identification

**Synonyms** None  
**Hazardous Material Number:** HM005652

##### Recommended use of the chemical and restrictions on use

**Recommended Use** pH Control  
**Uses advised against** No information available

##### Supplier's name, address and phone number

**Manufacturer/Supplier** Halliburton Australia Pty. Ltd.  
 15 Marriott Road, Jandakot, WA 6164  
 Australia  
 ACN Number: 009 000 775  
 Telephone Number: + 61 1 800 686 951  
 Fax Number: 61 (08) 9455 5300  
**E-mail Address** fdunexchem@halliburton.com

##### Emergency phone number

+ 61 1 800 686 951  
 Global Incident Response Access Code: 334305  
 Contract Number: 14012

##### Australian Poisons Information Centre

24 Hour Service: - 13 11 26  
 Police or Fire Brigade: - 000 (exchange): - 1100

#### 2. Hazard Identification

**Statement of Hazardous Nature** Hazardous according to the criteria of the 3rd Revised Edition of the Globally Harmonised System of Classification and Labelling of Chemicals (GHS), Dangerous Goods according to the criteria of ADG.

##### Classification of the hazardous chemical

Skin Corrosion/Irritation	Category 1 - H314
Serious Eye Damage/Irritation	Category 1 - H318
Specific Target Organ Toxicity - (Single Exposure)	Category 3 - H335
Substances/mixtures corrosive to metal.	Category 1 - H290

##### Label elements, including precautionary statements

##### **Hazard Pictograms**

**Signal Word**

DANGER

**Hazard Statements:**

H290 - May be corrosive to metals  
 H314 - Causes severe skin burns and eye damage  
 H318 - Causes serious eye damage  
 H335 - May cause respiratory irritation

**Precautionary Statements****Prevention**

P234 - Keep only in original packaging.  
 P260 - Do not breathe dust/fume/gas/mist/vapors/spray  
 P261 - Avoid breathing dust/fume/gas/mist/vapors/spray  
 P264 - Wash face, hands and any exposed skin thoroughly after handling  
 P271 - Use only outdoors or in a well-ventilated area  
 P280 - Wear protective gloves/eye protection/face protection

**Response**

P301 + P330 + P331 - IF SWALLOWED: rinse mouth. Do NOT induce vomiting  
 P303 + P361 + P353 - IF ON SKIN (or hair): Take off immediately all contaminated clothing. Rinse skin with water [or shower].  
 P363 - Wash contaminated clothing before reuse  
 P310 - Immediately call a POISON CENTER or doctor/physician  
 P305 + P351 + P338 - IF IN EYES: Rinse cautiously with water for several minutes. Remove contact lenses, if present and easy to do. Continue rinsing  
 P390 - Absorb spillage to prevent material damage  
 P304 + P340 - IF INHALED: Remove victim to fresh air and keep at rest in a position comfortable for breathing  
 P403 + P233 - Store in a well-ventilated place. Keep container tightly closed  
 P405 - Store locked up  
 P501 - Dispose of contents/container in accordance with local/regional/national/international regulations

**Storage****Disposal****Contains****Substances**

Sodium hydroxide

**CAS Number**

1310-73-2

**Other hazards which do not result in classification**

None known

*For the full text of the H-phrases mentioned in this Section, see Section 16*

### 3. Composition/information on Ingredients

Substances	CAS Number	PERCENT (w/w)	GHS Classification - Australia
Sodium hydroxide	1310-73-2	30 - 60%	Skin Corr. 1A (H314) Eye Corr. 1 (H318) STOT SE 3 (H335) Met. Corr. 1 (H290)

### 4. First aid measures

**Description of necessary first aid measures****Inhalation**

If inhaled, move victim to fresh air and seek medical attention.

<b>Eyes</b>	Immediately flush eyes with large amounts of water for at least 30 minutes. Seek prompt medical attention.
<b>Skin</b>	Remove contaminated clothing and launder before reuse. Destroy or properly dispose of contaminated shoes. In case of contact, immediately flush skin with plenty of soap and water for at least 30 minutes and remove contaminated clothing, shoes and leather goods immediately. Get medical attention immediately.
<b>Ingestion</b>	Do NOT induce vomiting. Give nothing by mouth. Obtain immediate medical attention.

**Symptoms caused by exposure**

May cause eye and skin burns. May cause respiratory irritation. Causes severe skin irritation with tissue destruction. Causes severe eye irritation which may damage tissue.

**Medical Attention and Special Treatment**

**Notes to Physician** Treat symptomatically

## 5. Fire Fighting Measures

**Suitable extinguishing equipment****Suitable Extinguishing Media**

All standard fire fighting media

**Extinguishing media which must not be used for safety reasons**

None known.

**Specific hazards arising from the chemical****Special exposure hazards in a fire**

May form explosive mixtures with strong acids. Reaction with steel and certain other metals generates flammable hydrogen gas.

**Special protective equipment and precautions for fire fighters****Special protective equipment for firefighters**

Full protective clothing and approved self-contained breathing apparatus required for fire fighting personnel.

## 6. Accidental release measures

**6.1. Personal precautions, protective equipment and emergency procedures**

Use appropriate protective equipment.

**6.2. Environmental precautions**

Prevent from entering sewers, waterways, or low areas.

**6.3. Methods and material for containment and cleaning up**

Contain spill with sand or other inert materials. Neutralize to pH of 6-8. Scoop up and remove. Isolate spill and stop leak where safe.

## 7. Handling and storage

**7.1. Precautions for safe handling****Handling Precautions**

Avoid contact with eyes, skin, or clothing. Avoid breathing vapors. Wash hands after use. Launder contaminated clothing before reuse.

**Hygiene Measures**

Handle in accordance with good industrial hygiene and safety practice.

**7.2. Conditions for safe storage, including any incompatibilities****Storage Information**

Store away from acids. Store in a cool well ventilated area. Keep container closed when not in use. Product has a shelf life of 12 months.

**Other Guidelines**

No information available

## 8. Exposure Controls/Personal Protection

### Control parameters - exposure standards, biological monitoring

#### Exposure Limits

Substances	CAS Number	Australia NOHSC	ACGIH TLV-TWA
Sodium hydroxide	1310-73-2	2 mg/m <sup>3</sup>	Not applicable

### Appropriate engineering controls

#### Engineering Controls

Use in a well ventilated area. Local exhaust ventilation should be used in areas without good cross ventilation.

### Personal protective equipment (PPE)

#### Personal Protective Equipment

If engineering controls and work practices cannot prevent excessive exposures, the selection and proper use of personal protective equipment should be determined by an industrial hygienist or other qualified professional based on the specific application of this product.

#### Respiratory Protection

If engineering controls and work practices cannot keep exposure below occupational exposure limits or if exposure is unknown, wear a NIOSH certified, European Standard EN 149, AS/NZS 1715:2009, or equivalent respirator when using this product. Selection of and instruction on using all personal protective equipment, including respirators, should be performed by an Industrial Hygienist or other qualified professional.

Dust/mist respirator. (N95, P2/P3)

#### Hand Protection

Chemical-resistant protective gloves (EN 374) Suitable materials for longer, direct contact (recommended: protection index 6, corresponding to > 480 minutes permeation time as per EN 374): Butyl rubber gloves. (>= 0.7 mm thickness)

This information is based on literature references and on information provided by glove manufacturers, or is derived by analogy with similar substances. Please note that in practice the working life of chemical-resistant protective gloves may be considerably shorter than the permeation time determined in accordance with EN 374 as a result of the many influencing factors (e.g. temperature). If signs of wear and tear are noticed then the gloves should be replaced. Manufacturer's directions for use should be observed because of great diversity of types.

#### Skin Protection

Full protective chemical resistant clothing.

#### Eye Protection

Chemical goggles; also wear a face shield if splashing hazard exists.

#### Other Precautions

Eyewash fountains and safety showers must be easily accessible.

#### Environmental Exposure Controls

No information available

## 9. Physical and Chemical Properties

### 9.1. Information on basic physical and chemical properties

**Physical State:** Liquid  
**Odor:** Odorless

**Color:** Clear colorless  
**Odor Threshold:** No information available

#### Property

#### Values

#### Remarks/ - Method

#### pH:

14

#### Freezing Point / Range

12 °C

#### Melting Point / Range

No data available

#### Boiling Point / Range

144 °C / 291 °F

#### Flash Point

No data available

#### Evaporation rate

No data available

#### Vapor Pressure

13 mmHg

#### Vapor Density

No data available

#### Specific Gravity

1.52

#### Water Solubility

Miscible with water

#### Solubility in other solvents

No data available

#### Partition coefficient: n-octanol/water

No data available

#### Autoignition Temperature

No data available

#### Decomposition Temperature

No data available

#### Viscosity

No data available

**Explosive Properties**  
**Oxidizing Properties**No information available  
No information available**9.2. Other information****Molecular Weight**  
**VOC Content (%)**40  
No data available**10. Stability and Reactivity****10.1. Reactivity**

Not expected to be reactive.

**10.2. Chemical stability**

Stable

**10.3. Possibility of hazardous reactions**

Will Not Occur

**10.4. Conditions to avoid**

None anticipated

**10.5. Incompatible materials**

Strong acids. Peroxides. Halogenated compounds. Amphoteric metals such as aluminum, magnesium, lead, tin, or zinc.

**10.6. Hazardous decomposition products**

None known.

**11. Toxicological Information****Information on routes of exposure****Principle Route of Exposure** Eye or skin contact, inhalation.**Symptoms related to exposure****Most Important Symptoms/Effects**

May cause eye and skin burns. May cause respiratory irritation. Causes severe skin irritation with tissue destruction. Causes severe eye irritation which may damage tissue.

**Toxicology data for the components**

Substances	CAS Number	LD50 Oral	LD50 Dermal	LC50 Inhalation
Sodium hydroxide	1310-73-2	Not applicable due to corrosivity of the substance.	Not applicable due to corrosivity of the substance.	Not applicable due to corrosivity of the substance.

**Immediate, delayed and chronic health effects from exposure**

**Inhalation** Causes severe respiratory burns.  
**Eye Contact** Causes severe eye burns.  
**Skin Contact** Causes severe burns.  
**Ingestion** Causes burns of the mouth, throat and stomach.

**Chronic Effects/Carcinogenicity** Prolonged, excessive exposure may cause erosion of the teeth.**Exposure Levels**

No data available

**Interactive effects**

Skin disorders.

**Data limitations**

No data available

Substances	CAS Number	Skin corrosion/irritation
Sodium hydroxide	1310-73-2	Causes severe burns

Substances	CAS Number	Serious eye damage/irritation
Sodium hydroxide	1310-73-2	Causes severe eye burns (Rabbit)

Substances	CAS Number	Skin Sensitization
Sodium hydroxide	1310-73-2	Did not cause sensitization on laboratory animals (guinea pig)
Substances	CAS Number	Respiratory Sensitization
Sodium hydroxide	1310-73-2	No information available
Substances	CAS Number	Mutagenic Effects
Sodium hydroxide	1310-73-2	Did not show mutagenic effects in animal experiments In vitro tests did not show mutagenic effects.
Substances	CAS Number	Carcinogenic Effects
Sodium hydroxide	1310-73-2	No data of sufficient quality are available.
Substances	CAS Number	Reproductive toxicity
Sodium hydroxide	1310-73-2	No information available
Substances	CAS Number	STOT - single exposure
Sodium hydroxide	1310-73-2	May cause respiratory irritation.
Substances	CAS Number	STOT - repeated exposure
Sodium hydroxide	1310-73-2	No significant toxicity observed in animal studies at concentration requiring classification. Not applicable due to corrosivity of the substance.
Substances	CAS Number	Aspiration hazard
Sodium hydroxide	1310-73-2	Not applicable

## 12. Ecological Information

### Ecotoxicity

#### Substance Ecotoxicity Data

Substances	CAS Number	Toxicity to Algae	Toxicity to Fish	Toxicity to Microorganisms	Toxicity to Invertebrates
Sodium hydroxide	1310-73-2	No information available	LC50(48h) 189 mg/L (Leuciscus idus melanotus) LLC50(48h) 189 mg/L (Leuciscus melanotus) LC50(24h) 145 mg/L (Poecilia reticulata) LC50(96h) 125 mg/L (Gambusia affinis) LOEL(150 d) = 25 mg/L (Lebistes reticulatus)	No information available	EC50 (48h) 40.4 mg/L (Ceriodaphnia sp.)

### 12.2. Persistence and degradability

Substances	CAS Number	Persistence and Degradability
Sodium hydroxide	1310-73-2	The methods for determining biodegradability are not applicable to inorganic substances.

### 12.3. Bioaccumulative potential

Substances	CAS Number	Log Pow
Sodium hydroxide	1310-73-2	No information available

### 12.4. Mobility in soil

Substances	CAS Number	Mobility
Sodium hydroxide	1310-73-2	No information available

### 12.6. Other adverse effects

#### Endocrine Disruptor Information

This product does not contain any known or suspected endocrine disruptors

### 13. Disposal Considerations

#### Safe handling and disposal methods

Disposal should be made in accordance with federal, state, and local regulations.

#### Disposal of any contaminated packaging

Follow all applicable national or local regulations.

#### Environmental regulations

Not applicable

### 14. Transport Information

#### Transportation Information

##### Australia ADG

UN Number	UN1824
UN proper shipping name:	Sodium Hydroxide Solution
Transport Hazard Class(es):	8
Packing Group:	II
Environmental Hazards:	Not applicable

##### IMDG/IMO

UN Number	UN1824
UN proper shipping name:	Sodium Hydroxide Solution
Transport Hazard Class(es):	8
Packing Group:	II
Environmental Hazards:	Not applicable
EMS:	EmS F-A, S-B

##### IATA/ICAO

UN Number	UN1824
UN proper shipping name:	Sodium Hydroxide Solution
Transport Hazard Class(es):	8
Packing Group:	II
Environmental Hazards:	Not applicable

#### Special precautions during transport

None

#### HazChem Code

2R

### 15. Regulatory Information

#### Safety, health and environmental regulations specific for the product

##### International Inventories

##### Australian AICS Inventory

All components are listed on the AICS or are subject to a relevant exemption, permit, or assessment certificate.

##### New Zealand Inventory of Chemicals

All components are listed on the NZIoC or are subject to a relevant exemption, permit, or assessment certificate.

##### EINECS (European Inventory of Existing Chemical Substances)

This product, and all its components, complies with EINECS

##### US TSCA Inventory

All components listed on inventory or are exempt.

##### Canadian Domestic Substances List (DSL)

All components listed on inventory or are exempt.

#### Poisons Schedule number

---

None Allocated**International Agreements****Montreal Protocol - Ozone Depleting Substances:**

Does not apply

**Stockholm Convention - Persistent Organic Pollutants:**

Does not apply

**Rotterdam Convention - Prior Informed Consent:**

Does not apply

**Basel Convention - Hazardous Waste:**

Does not apply

<b>16. Other information</b>
------------------------------

**Date of preparation or review****Revision Date:** 16-Apr-2015**Revision Note****Full text of H-Statements referred to under sections 2 and 3**

H290 - May be corrosive to metals

H314 - Causes severe skin burns and eye damage

H318 - Causes serious eye damage

H335 - May cause respiratory irritation

**Additional information**

For additional information on the use of this product, contact your local Halliburton representative.

For questions about the Safety Data Sheet for this or other Halliburton products, contact Chemical Stewardship at 1-580-251-4335.

**Key abbreviations or acronyms used**

bw – body weight

CAS – Chemical Abstracts Service

EC50 – Effective Concentration 50%

LC50 – Lethal Concentration 50%

LD50 – Lethal Dose 50%

LL50 – Lethal Loading 50%

mg/kg – milligram/kilogram

mg/L – milligram/liter

NOEC – No Observed Effect Concentration

OEL – Occupational Exposure Limit

PBT – Persistent Bioaccumulative and Toxic

ppm – parts per million

STEL – Short Term Exposure Limit

TWA – Time-Weighted Average

vPvB – very Persistent and very Bioaccumulative

h - hour

mg/m<sup>3</sup> - milligram/cubic meter

mm - millimeter

mmHg - millimeter mercury

w/w - weight/weight

d - day

**Key literature references and sources for data**[www.ChemADVISOR.com/](http://www.ChemADVISOR.com/)**Disclaimer Statement**

This information is furnished without warranty, expressed or implied, as to accuracy or completeness. The information is obtained from various sources including the manufacturer and other third party sources. The information may not be valid under all conditions nor if this material is used in combination with other materials or in any process. Final determination of suitability of any material is the sole responsibility of the user.

**End of Safety Data Sheet**



**SAFETY DATA SHEET****DCA-14003**

Revision Date: 27-Sep-2016

Revision Number: 11

**1. Product Identifier & Identity for the Chemical**

**Statement of Hazardous Nature** Non-Hazardous according to the criteria of the 3rd Revised Edition of the Globally Harmonised System of Classification and Labelling of Chemicals (GHS), Non-Dangerous Goods according to the criteria of ADG.

**1.1. Product Identifier**

**Product Name** DCA-14003

**Other means of Identification**

**Synonyms** None  
**Hazardous Material Number:** HM007651

**Recommended use of the chemical and restrictions on use**

**Recommended Use** Buffer  
**Uses advised against** No information available

**Supplier's name, address and phone number**

**Manufacturer/Supplier** Halliburton Australia Pty. Ltd.  
15 Marriott Road, Jandakot, WA 6164  
Australia  
ACN Number: 009 000 775  
Telephone Number: + 61 1 800 686 951  
Fax Number: 61 (08) 9455 5300  
**E-mail Address** fdunexchem@halliburton.com

**Emergency phone number**

+ 61 1 800 686 951

**Australian Poisons Information Centre**

24 Hour Service: - 13 11 26  
Police or Fire Brigade: - 000 (exchange): - 1100

**2. Hazard Identification**

**Statement of Hazardous Nature** Non-Hazardous according to the criteria of the 3rd Revised Edition of the Globally Harmonised System of Classification and Labelling of Chemicals (GHS), Non-Dangerous Goods according to the criteria of ADG.

**Classification of the hazardous chemical**

Not classified

**Label elements, including precautionary statements****Hazard pictograms**

**Signal Word** Not Hazardous

**Hazard Statements:** Not Classified

**Precautionary Statements**

<b>Prevention</b>	None
<b>Response</b>	None
<b>Storage</b>	None
<b>Disposal</b>	None

**Contains Substances**

Contains no hazardous substances in concentrations above cut-off values according to the competent authority

**CAS Number**

NA

**Other hazards which do not result in classification**

This substance is not considered to be persistent, bioaccumulating nor toxic (PBT).

This substance is not considered to be very persistent nor very bioaccumulating (vPvB).

*For the full text of the H-phrases mentioned in this Section, see Section 16*

**3. Composition/information on Ingredients**

Substances	CAS Number	PERCENT (w/w)	GHS Classification - Australia
Contains no hazardous substances in concentrations above cut-off values according to the competent authority	NA	60 - 100%	Not Applicable

**4. First aid measures****Description of necessary first aid measures**

**Inhalation** If inhaled, remove from area to fresh air. Get medical attention if respiratory irritation develops or if breathing becomes difficult.

**Eyes** In case of contact, immediately flush eyes with plenty of water for at least 15 minutes and get medical attention if irritation persists.

**Skin** Wash with soap and water. Get medical attention if irritation persists.

**Ingestion** Under normal conditions, first aid procedures are not required.

**Symptoms caused by exposure**

No significant hazards expected.

**Medical Attention and Special Treatment**

**Notes to Physician** Treat symptomatically

**5. Fire Fighting Measures****Suitable extinguishing equipment****Suitable Extinguishing Media**

All standard fire fighting media

**Extinguishing media which must not be used for safety reasons**

None known.

**Specific hazards arising from the chemical****Special exposure hazards in a fire**

None anticipated

**Special protective equipment and precautions for fire fighters****Special protective equipment for firefighters**

Full protective clothing and approved self-contained breathing apparatus required for fire fighting personnel.

## 6. Accidental release measures

### 6.1. Personal precautions, protective equipment and emergency procedures

Use appropriate protective equipment. Avoid creating and breathing dust. Ensure adequate ventilation. Avoid contact with skin, eyes and clothing.

### 6.2. Environmental precautions

Prevent from entering sewers, waterways, or low areas.

### 6.3. Methods and material for containment and cleaning up

Scoop up and remove.

## 7. Handling and storage

### 7.1. Precautions for safe handling

#### Handling Precautions

Avoid creating or inhaling dust. Ensure adequate ventilation. Avoid contact with eyes, skin, or clothing. Wash hands after use. Launder contaminated clothing before reuse. Use appropriate protective equipment.

#### Hygiene Measures

Handle in accordance with good industrial hygiene and safety practice.

### 7.2. Conditions for safe storage, including any incompatibilities

#### Storage Information

Store away from acids. Store in a dry location.

#### Other Guidelines

No information available

## 8. Exposure Controls/Personal Protection

### Control parameters - exposure standards, biological monitoring

#### Exposure Limits

Substances	CAS Number	Australia NOHSC	ACGIH TLV-TWA
Contains no hazardous substances in concentrations above cut-off values according to the competent authority	NA	Not applicable	Not applicable

### Appropriate engineering controls

#### Engineering Controls

A well ventilated area to control dust levels. Local exhaust ventilation should be used in areas without good cross ventilation.

### Personal protective equipment (PPE)

#### Personal Protective Equipment

If engineering controls and work practices cannot prevent excessive exposures, the selection and proper use of personal protective equipment should be determined by an industrial hygienist or other qualified professional based on the specific application of this product.

#### Respiratory Protection

Not normally needed. But if significant exposures are possible then the following respirator is recommended:

Dust/mist respirator. (N95, P2/P3)

#### Hand Protection

Normal work gloves.

#### Skin Protection

Normal work coveralls.

#### Eye Protection

Wear safety glasses or goggles to protect against exposure.

#### Other Precautions

None known.

#### Environmental Exposure Controls

Do not allow material to contaminate ground water system

## 9. Physical and Chemical Properties

### 9.1. Information on basic physical and chemical properties

Physical State: Solid

Color: White

Odor: Odorless

Odor Threshold: No information available

<u>Property</u>	<u>Values</u>
<u>Remarks/ - Method</u>	
<b>pH:</b>	8
<b>Freezing Point / Range</b>	No data available
<b>Melting Point / Range</b>	No data available
<b>Boiling Point / Range</b>	No data available
<b>Flash Point</b>	No data available
<b>Evaporation rate</b>	No data available
<b>Vapor Pressure</b>	No data available
<b>Vapor Density</b>	No data available
<b>Specific Gravity</b>	1.87
<b>Water Solubility</b>	Soluble in water
<b>Solubility in other solvents</b>	No data available
<b>Partition coefficient: n-octanol/water</b>	No data available
<b>Autoignition Temperature</b>	No data available
<b>Decomposition Temperature</b>	No data available
<b>Viscosity</b>	No data available
<b>Explosive Properties</b>	No information available
<b>Oxidizing Properties</b>	No information available
<b>9.2. Other information</b>	
<b>VOC Content (%)</b>	No data available

## 10. Stability and Reactivity

### 10.1. Reactivity

Not expected to be reactive.

### 10.2. Chemical stability

Stable

### 10.3. Possibility of hazardous reactions

Will Not Occur

### 10.4. Conditions to avoid

None anticipated

### 10.5. Incompatible materials

Strong acids.

### 10.6. Hazardous decomposition products

Carbon monoxide and carbon dioxide.

## 11. Toxicological Information

### Information on routes of exposure

**Principle Route of Exposure** Eye or skin contact, inhalation.

### Symptoms related to exposure

#### Most Important Symptoms/Effects

No significant hazards expected.

### Numerical measures of toxicity

#### Toxicology data for the components

<b>Substances</b>	<b>CAS Number</b>	<b>LD50 Oral</b>	<b>LD50 Dermal</b>	<b>LC50 Inhalation</b>
Contains no hazardous substances in concentrations above cut-off values according to the competent authority	NA	No data available	No data available	No data available

### Immediate, delayed and chronic health effects from exposure

**Inhalation** May cause mild respiratory irritation.

**Eye Contact** May cause mechanical irritation to eye.  
**Skin Contact** None known.  
**Ingestion** None known.

**Chronic Effects/Carcinogenicity** No data available to indicate product or components present at greater than 0.1% are chronic health hazards.

**Exposure Levels**

No data available

**Interactive effects**

None known.

**Data limitations**

No data available

## 12. Ecological Information

**Ecotoxicity**

**Product Ecotoxicity Data**

No data available

**Substance Ecotoxicity Data**

Substances	CAS Number	Toxicity to Algae	Toxicity to Fish	Toxicity to Microorganisms	Toxicity to Invertebrates
Contains no hazardous substances in concentrations above cut-off values according to the competent authority	NA	No information available	No information available	No information available	No information available

**12.2. Persistence and degradability**

Substances	CAS Number	Persistence and Degradability
Contains no hazardous substances in concentrations above cut-off values according to the competent authority	NA	No information available

**12.3. Bioaccumulative potential**

Substances	CAS Number	Log Pow
Contains no hazardous substances in concentrations above cut-off values according to the competent authority	NA	No information available

**12.4. Mobility in soil**

Substances	CAS Number	Mobility
Contains no hazardous substances in concentrations above cut-off values according to the competent authority	NA	No information available

**12.6. Other adverse effects****Endocrine Disruptor Information**

This product does not contain any known or suspected endocrine disruptors

**13. Disposal Considerations****Safe handling and disposal methods**

Bury in a licensed landfill according to federal, state, and local regulations.

**Disposal of any contaminated packaging**

Follow all applicable national or local regulations.

**Environmental regulations**

Not applicable

**14. Transport Information****Transportation Information****Australia ADG**

UN Number	Not restricted
UN proper shipping name:	Not restricted
Transport Hazard Class(es):	Not applicable
Packing Group:	Not applicable
Environmental Hazards:	Not applicable

**IMDG/IMO**

UN Number	Not restricted
UN proper shipping name:	Not restricted
Transport Hazard Class(es):	Not applicable
Packing Group:	Not applicable
Environmental Hazards:	Not applicable

**IATA/ICAO**

UN Number	Not restricted
UN proper shipping name:	Not restricted
Transport Hazard Class(es):	Not applicable
Packing Group:	Not applicable
Environmental Hazards:	Not applicable

**Special precautions during transport**

None

**HazChem Code**

None Allocated

**15. Regulatory Information****Safety, health and environmental regulations specific for the product****International Inventories****Australian AICS Inventory**

All components are listed on the AICS or are subject to a relevant exemption, permit, or assessment certificate.

**New Zealand Inventory of Chemicals**

All components are listed on the NZIoC or are subject to a relevant exemption, permit, or assessment certificate.

**EINECS (European Inventory of Existing Chemical Substances)**

This product, and all its components, complies with EINECS

**US TSCA Inventory**

All components listed on inventory or are exempt.

**Canadian Domestic Substances List (DSL)**

All components listed on inventory or are exempt.

**Poisons Schedule number**

None Allocated

**International Agreements****Montreal Protocol - Ozone Depleting Substances:**

Does not apply

**Stockholm Convention - Persistent Organic Pollutants:**

Does not apply

**Rotterdam Convention - Prior Informed Consent:**

Does not apply

**Basel Convention - Hazardous Waste:**

Does not apply

**16. Other information****Date of preparation or review****Revision Date:**

27-Sep-2016

**Revision Note**

SDS sections updated: 2

**Full text of H-Statements referred to under sections 2 and 3**

None

**Additional information**

For additional information on the use of this product, contact your local Halliburton representative.

For questions about the Safety Data Sheet for this or other Halliburton products, contact Chemical Stewardship at 1-580-251-4335.

**Key abbreviations or acronyms used**

bw – body weight

CAS – Chemical Abstracts Service

EC50 – Effective Concentration 50%

LC50 – Lethal Concentration 50%

LD50 – Lethal Dose 50%

LL50 – Lethal Loading 50%

mg/kg – milligram/kilogram

mg/L – milligram/liter

NOEC – No Observed Effect Concentration

OEL – Occupational Exposure Limit

PBT – Persistent Bioaccumulative and Toxic

ppm – parts per million

STEL – Short Term Exposure Limit

TWA – Time-Weighted Average

vPvB – very Persistent and very Bioaccumulative

h - hour

mg/m<sup>3</sup> - milligram/cubic meter

mm - millimeter

mmHg - millimeter mercury

w/w - weight/weight

d - day

**Key literature references and sources for data**[www.ChemADVISOR.com/](http://www.ChemADVISOR.com/)**Disclaimer Statement**

This information is furnished without warranty, expressed or implied, as to accuracy or completeness. The information is obtained from various sources including the manufacturer and other third party sources. The information may not be valid under all conditions nor if this material is used in combination with other materials or in any process. Final determination of suitability of any material is the sole responsibility of the user.

**End of Safety Data Sheet**

**SAFETY DATA SHEET****DCA-14004**

Revision Date: 30-May-2017

Revision Number: 6

**1. Product Identifier & Identity for the Chemical**

**Statement of Hazardous Nature** Hazardous according to the criteria of the 3rd Revised Edition of the Globally Harmonised System of Classification and Labelling of Chemicals (GHS), Non-Dangerous Goods according to the criteria of ADG.

**1.1. Product Identifier**

**Product Name** DCA-14004

**Other means of Identification**

**Synonyms** None  
**Hazardous Material Number:** HM007652

**Recommended use of the chemical and restrictions on use**

**Recommended Use** Additive  
**Uses advised against** No information available

**Supplier's name, address and phone number**

**Manufacturer/Supplier** Halliburton Australia Pty. Ltd.  
15 Marriott Road, Jandakot, WA 6164  
Australia  
ACN Number: 009 000 775  
Telephone Number: + 61 1 800 686 951  
Fax Number: 61 (08) 9455 5300  
**E-mail Address** fdunexchem@halliburton.com

**Emergency phone number**

+ 61 1 800 686 951  
Global Incident Response Access Code: 334305  
Contract Number: 14012

**Australian Poisons Information Centre**

24 Hour Service: - 13 11 26  
Police or Fire Brigade: - 000 (exchange): - 1100

**2. Hazard Identification**

**Statement of Hazardous Nature** Hazardous according to the criteria of the 3rd Revised Edition of the Globally Harmonised System of Classification and Labelling of Chemicals (GHS), Non-Dangerous Goods according to the criteria of ADG.

**Classification of the hazardous chemical**

Serious Eye Damage/Irritation	Category 2 - H319
-------------------------------	-------------------

**Label elements, including precautionary statements****Hazard Pictograms**



**Signal Word**

WARNING

**Hazard Statements:**

H319 - Causes serious eye irritation

**Precautionary Statements****Prevention**

P264 - Wash face, hands and any exposed skin thoroughly after handling

P280 - Wear eye protection/face protection

**Response**

P305 + P351 + P338 - IF IN EYES: Rinse cautiously with water for several minutes.

Remove contact lenses, if present and easy to do. Continue rinsing

P337 + P313 - If eye irritation persists: Get medical advice/attention

**Storage**

None

**Disposal**

None

**Contains****Substances**

Sodium carbonate

**CAS Number**

497-19-8

**Other hazards which do not result in classification**

This substance is not considered to be persistent, bioaccumulating nor toxic (PBT).

This substance is not considered to be very persistent nor very bioaccumulating (vPvB).

*For the full text of the H-phrases mentioned in this Section, see Section 16*

<b>3. Composition/information on Ingredients</b>
--

Substances	CAS Number	PERCENT (w/w)	GHS Classification - Australia
Sodium carbonate	497-19-8	60 - 100%	Eye Irrit. 2 (H319)

<b>4. First aid measures</b>
------------------------------

**Description of necessary first aid measures****Inhalation**

If inhaled, remove from area to fresh air. Get medical attention if respiratory irritation develops or if breathing becomes difficult.

**Eyes**

In case of contact, or suspected contact, immediately flush eyes with plenty of water for at least 15 minutes and get medical attention immediately after flushing.

**Skin**

Wash with soap and water. Get medical attention if irritation persists.

**Ingestion**

Do NOT induce vomiting. Give nothing by mouth. Obtain immediate medical attention.

**Symptoms caused by exposure**

Causes eye irritation.

**Medical Attention and Special Treatment****Notes to Physician**

Treat symptomatically

<b>5. Fire Fighting Measures</b>
----------------------------------

**Suitable extinguishing equipment****Suitable Extinguishing Media**

Water fog, carbon dioxide, foam, dry chemical.

**Extinguishing media which must not be used for safety reasons**

None known.

**Specific hazards arising from the chemical****Special exposure hazards in a fire**

Decomposition in fire may produce harmful gases.

**Special protective equipment and precautions for fire fighters****Special protective equipment for firefighters**

Full protective clothing and approved self-contained breathing apparatus required for fire fighting personnel.

## 6. Accidental release measures

**6.1. Personal precautions, protective equipment and emergency procedures**

Use appropriate protective equipment. Avoid creating and breathing dust. Ensure adequate ventilation. Avoid contact with skin, eyes and clothing.

**6.2. Environmental precautions**

Prevent from entering sewers, waterways, or low areas.

**6.3. Methods and material for containment and cleaning up**

Scoop up and remove.

## 7. Handling and storage

**7.1. Precautions for safe handling****Handling Precautions**

Avoid contact with eyes, skin, or clothing. Avoid creating or inhaling dust. Ensure adequate ventilation. Wash hands after use. Launder contaminated clothing before reuse.

**Hygiene Measures**

Handle in accordance with good industrial hygiene and safety practice.

**7.2. Conditions for safe storage, including any incompatibilities****Storage Information**

Store away from acids. Store in a cool, dry location. Product has a shelf life of 24 months.

**Other Guidelines**

No information available

## 8. Exposure Controls/Personal Protection

**Control parameters - exposure standards, biological monitoring****Exposure Limits**

Substances	CAS Number	Australia NOHSC	ACGIH TLV-TWA
Sodium carbonate	497-19-8	Not applicable	Not applicable

**Appropriate engineering controls****Engineering Controls**

Use in a well ventilated area. Localized ventilation should be used to control dust levels.

**Personal protective equipment (PPE)****Personal Protective Equipment**

If engineering controls and work practices cannot prevent excessive exposures, the selection and proper use of personal protective equipment should be determined by an industrial hygienist or other qualified professional based on the specific application of this product.

**Respiratory Protection**

Dust/mist respirator. (N95, P2/P3)

**Hand Protection**

Normal work gloves.

**Skin Protection**

Normal work coveralls.

**Eye Protection**

Dust proof goggles.

<b>Other Precautions</b>	None known.
<b>Environmental Exposure Controls</b>	Do not allow material to contaminate ground water system

## 9. Physical and Chemical Properties

### 9.1. Information on basic physical and chemical properties

<b>Physical State:</b>	Powder	<b>Color</b>	White
<b>Odor:</b>	Odorless	<b>Odor Threshold:</b>	No information available

<u>Property</u>	<u>Values</u>
<u>Remarks/ - Method</u>	
<b>pH:</b>	11.4
<b>Freezing Point / Range</b>	No data available
<b>Melting Point / Range</b>	No data available
<b>Boiling Point / Range</b>	No data available
<b>Flash Point</b>	No data available
<b>Evaporation rate</b>	No data available
<b>Vapor Pressure</b>	No data available
<b>Vapor Density</b>	No data available
<b>Specific Gravity</b>	2.5
<b>Water Solubility</b>	Insoluble in water
<b>Solubility in other solvents</b>	No data available
<b>Partition coefficient: n-octanol/water</b>	No data available
<b>Autoignition Temperature</b>	No data available
<b>Decomposition Temperature</b>	No data available
<b>Viscosity</b>	No data available
<b>Explosive Properties</b>	No information available
<b>Oxidizing Properties</b>	No information available

### 9.2. Other information

<b>Molecular Weight</b>	105.99 g/mol
<b>VOC Content (%)</b>	No data available

## 10. Stability and Reactivity

### 10.1. Reactivity

Not expected to be reactive.

### 10.2. Chemical stability

Stable

### 10.3. Possibility of hazardous reactions

Will Not Occur

### 10.4. Conditions to avoid

None anticipated

### 10.5. Incompatible materials

Strong acids.

### 10.6. Hazardous decomposition products

Carbon monoxide and carbon dioxide.

## 11. Toxicological Information

### Information on routes of exposure

<b>Principle Route of Exposure</b>	Eye or skin contact, inhalation.
------------------------------------	----------------------------------

### Symptoms related to exposure

### Most Important Symptoms/Effects

Causes eye irritation.

### Numerical measures of toxicity

### Toxicology data for the components

Substances	CAS Number	LD50 Oral	LD50 Dermal	LC50 Inhalation
Sodium carbonate	497-19-8	4090 mg/kg (Rat) 2800 mg/kg (Rat)	2210 mg/kg (Mouse) > 2000 mg/kg (Rabbit)	2.3 mg/L (Rat) 2h

**Immediate, delayed and chronic health effects from exposure**

<b>Inhalation</b>	May cause mild respiratory irritation.
<b>Eye Contact</b>	Causes eye irritation.
<b>Skin Contact</b>	Not irritating to skin in rabbits.
<b>Ingestion</b>	Irritation of the mouth, throat, and stomach.

**Chronic Effects/Carcinogenicity** No data available to indicate product or components present at greater than 0.1% are chronic health hazards.

**Exposure Levels**

No data available

**Interactive effects**

None known.

**Data limitations**

No data available

Substances	CAS Number	Skin corrosion/irritation
Sodium carbonate	497-19-8	Non-irritating to the skin

Substances	CAS Number	Serious eye damage/irritation
Sodium carbonate	497-19-8	Irritating to eyes

Substances	CAS Number	Skin Sensitization
Sodium carbonate	497-19-8	Not classified

Substances	CAS Number	Respiratory Sensitization
Sodium carbonate	497-19-8	No information available

Substances	CAS Number	Mutagenic Effects
Sodium carbonate	497-19-8	In vivo tests did not show mutagenic effects.

Substances	CAS Number	Carcinogenic Effects
Sodium carbonate	497-19-8	No information available

Substances	CAS Number	Reproductive toxicity
Sodium carbonate	497-19-8	Did not show teratogenic effects in animal experiments.

Substances	CAS Number	STOT - single exposure
Sodium carbonate	497-19-8	No significant toxicity observed in animal studies at concentration requiring classification.

Substances	CAS Number	STOT - repeated exposure
Sodium carbonate	497-19-8	No significant toxicity observed in animal studies at concentration requiring classification.

Substances	CAS Number	Aspiration hazard
Sodium carbonate	497-19-8	Not applicable

## 12. Ecological Information

**Ecotoxicity****Substance Ecotoxicity Data**

Substances	CAS Number	Toxicity to Algae	Toxicity to Fish	Toxicity to Microorganisms	Toxicity to Invertebrates
Sodium carbonate	497-19-8	EC50 242 mg/L (Nitzschia)	TLM24 385 mg/L (Lepomis macrochirus)	No information available	EC50 265 mg/L (Daphnia magna)

			LC50 310-1220 mg/L (Pimephales promelas) LC50 (96h) 300 mg/L (Lepomis macrochirus)		EC50 (48h) 200 – 227 mg/L (Ceriodaphnia sp.)
--	--	--	---	--	---

**12.2. Persistence and degradability**

Substances	CAS Number	Persistence and Degradability
Sodium carbonate	497-19-8	The methods for determining biodegradability are not applicable to inorganic substances.

**12.3. Bioaccumulative potential**

Substances	CAS Number	Log Pow
Sodium carbonate	497-19-8	No information available

**12.4. Mobility in soil**

Substances	CAS Number	Mobility
Sodium carbonate	497-19-8	No information available

**12.6. Other adverse effects****Endocrine Disruptor Information**

This product does not contain any known or suspected endocrine disruptors

<b>13. Disposal Considerations</b>
------------------------------------

**Safe handling and disposal methods**

Bury in a licensed landfill according to federal, state, and local regulations.

**Disposal of any contaminated packaging**

Follow all applicable national or local regulations. Contaminated packaging may be disposed of by: rendering packaging incapable of containing any substance, or treating packaging to remove residual contents, or treating packaging to make sure the residual contents are no longer hazardous, or by disposing of packaging into commercial waste collection.

**Environmental regulations**

Not applicable

<b>14. Transport Information</b>
----------------------------------

**Transportation Information****Australia ADG**

UN Number	Not restricted
UN proper shipping name:	Not restricted
Transport Hazard Class(es):	Not applicable
Packing Group:	Not applicable
Environmental Hazards:	Not applicable

**IMDG/IMO**

UN Number	Not restricted
UN proper shipping name:	Not restricted
Transport Hazard Class(es):	Not applicable
Packing Group:	Not applicable
Environmental Hazards:	Not applicable

**IATA/ICAO**

UN Number	Not restricted
UN proper shipping name:	Not restricted
Transport Hazard Class(es):	Not applicable
Packing Group:	Not applicable
Environmental Hazards:	Not applicable

**Special precautions during transport**

None

**HazChem Code**

None Allocated

**15. Regulatory Information****Safety, health and environmental regulations specific for the product****International Inventories****Australian AICS Inventory**

All components are listed on the AICS or are subject to a relevant exemption, permit, or assessment certificate.

**New Zealand Inventory of Chemicals**

All components are listed on the NZIoC or are subject to a relevant exemption, permit, or assessment certificate.

**EINECS (European Inventory of Existing Chemical Substances)**

This product, and all its components, complies with EINECS

**US TSCA Inventory**

All components listed on inventory or are exempt.

**Canadian Domestic Substances List (DSL)**

All components listed on inventory or are exempt.

**Poisons Schedule number**

None Allocated

**International Agreements****Montreal Protocol - Ozone Depleting Substances:**

Does not apply

**Stockholm Convention - Persistent Organic Pollutants:**

Does not apply

**Rotterdam Convention - Prior Informed Consent:**

Does not apply

**Basel Convention - Hazardous Waste:**

Does not apply

**16. Other information****Date of preparation or review****Revision Date:**

30-May-2017

**Revision Note**

SDS sections updated:

2

**Full text of H-Statements referred to under sections 2 and 3**

H319 - Causes serious eye irritation

**Additional information**

For additional information on the use of this product, contact your local Halliburton representative.

For questions about the Safety Data Sheet for this or other Halliburton products, contact Chemical Stewardship at 1-580-251-4335.

**Key abbreviations or acronyms used**

bw – body weight

CAS – Chemical Abstracts Service

EC50 – Effective Concentration 50%

LC50 – Lethal Concentration 50%

LD50 – Lethal Dose 50%

LL50 – Lethal Loading 50%

mg/kg – milligram/kilogram

mg/L – milligram/liter

NOEC – No Observed Effect Concentration

OEL – Occupational Exposure Limit  
PBT – Persistent Bioaccumulative and Toxic  
ppm – parts per million  
STEL – Short Term Exposure Limit  
TWA – Time-Weighted Average  
vPvB – very Persistent and very Bioaccumulative  
h - hour  
mg/m<sup>3</sup> - milligram/cubic meter  
mm - millimeter  
mmHg - millimeter mercury  
w/w - weight/weight  
d - day

**Key literature references and sources for data**

[www.ChemADVISOR.com/](http://www.ChemADVISOR.com/)  
NZ CCID

**Disclaimer Statement**

This information is furnished without warranty, expressed or implied, as to accuracy or completeness. The information is obtained from various sources including the manufacturer and other third party sources. The information may not be valid under all conditions nor if this material is used in combination with other materials or in any process. Final determination of suitability of any material is the sole responsibility of the user.

**End of Safety Data Sheet**

**SAFETY DATA SHEET****DCA-16001**

Revision Date: 05-Jul-2017

Revision Number: 11

**1. Product Identifier & Identity for the Chemical**

**Statement of Hazardous Nature** Non-Hazardous according to the criteria of the 3rd Revised Edition of the Globally Harmonised System of Classification and Labelling of Chemicals (GHS), Non-Dangerous Goods according to the criteria of ADG.

**1.1. Product Identifier**

**Product Name** DCA-16001

**Other means of Identification**

**Synonyms** None  
**Hazardous Material Number:** HM007655

**Recommended use of the chemical and restrictions on use**

**Recommended Use** Clay Stabilization Agent  
**Uses advised against** No information available

**Supplier's name, address and phone number**

**Manufacturer/Supplier** Halliburton Australia Pty. Ltd.  
15 Marriott Road, Jandakot, WA 6164  
Australia  
ACN Number: 009 000 775  
Telephone Number: + 61 1 800 686 951  
Fax Number: 61 (08) 9455 5300  
**E-mail Address** fdunexchem@halliburton.com

**Emergency phone number**

+ 61 1 800 686 951  
Global Incident Response Access Code: 334305  
Contract Number: 14012

**Australian Poisons Information Centre**

24 Hour Service: - 13 11 26  
Police or Fire Brigade: - 000 (exchange): - 1100

**2. Hazard Identification**

**Statement of Hazardous Nature** Non-Hazardous according to the criteria of the 3rd Revised Edition of the Globally Harmonised System of Classification and Labelling of Chemicals (GHS), Non-Dangerous Goods according to the criteria of ADG.

**Classification of the hazardous chemical**

Not classified

**Label elements, including precautionary statements****Hazard Pictograms**

**Signal Word** Not Hazardous

**Hazard Statements:** Not Classified



**Precautionary Statements**

<b>Prevention</b>	None
<b>Response</b>	None
<b>Storage</b>	None
<b>Disposal</b>	None

**Contains****Substances****CAS Number**

Contains no hazardous substances in concentrations above cut-off values according to the competent authority

NA

**Other hazards which do not result in classification**

This mixture contains no substance considered to be persistent, bioaccumulating nor toxic (PBT).

This mixture contains no substance considered to be very persistent nor very bioaccumulating (vPvB).

*For the full text of the H-phrases mentioned in this Section, see Section 16*

<b>3. Composition/information on Ingredients</b>
--

Substances	CAS Number	PERCENT (w/w)	GHS Classification - Australia
Contains no hazardous substances in concentrations above cut-off values according to the competent authority	NA	60 - 100%	Not classified

<b>4. First aid measures</b>
------------------------------

**Description of necessary first aid measures**

**Inhalation** If inhaled, remove from area to fresh air. Get medical attention if respiratory irritation develops or if breathing becomes difficult.

**Eyes** In case of contact, immediately flush eyes with plenty of water for at least 15 minutes and get medical attention if irritation persists.

**Skin** Wash with soap and water. Get medical attention if irritation persists.

**Ingestion** Do NOT induce vomiting. Give nothing by mouth. Obtain immediate medical attention.

**Symptoms caused by exposure**

No significant hazards expected.

**Medical Attention and Special Treatment**

**Notes to Physician** Treat symptomatically

<b>5. Fire Fighting Measures</b>
----------------------------------

**Suitable extinguishing equipment****Suitable Extinguishing Media**

All standard fire fighting media

**Extinguishing media which must not be used for safety reasons**

None known.

**Specific hazards arising from the chemical****Special exposure hazards in a fire**

Not applicable

**Special protective equipment and precautions for fire fighters****Special protective equipment for firefighters**

Full protective clothing and approved self-contained breathing apparatus required for fire fighting personnel.

## 6. Accidental release measures

### 6.1. Personal precautions, protective equipment and emergency procedures

Use appropriate protective equipment. Avoid contact with skin, eyes and clothing. Avoid breathing vapors. Ensure adequate ventilation.

### 6.2. Environmental precautions

Prevent from entering sewers, waterways, or low areas.

### 6.3. Methods and material for containment and cleaning up

Isolate spill and stop leak where safe. Contain spill with sand or other inert materials. Scoop up and remove.

## 7. Handling and storage

### 7.1. Precautions for safe handling

#### **Handling Precautions**

Avoid contact with eyes, skin, or clothing. Avoid breathing vapors. Ensure adequate ventilation. Wash hands after use. Launder contaminated clothing before reuse. Use appropriate protective equipment.

#### **Hygiene Measures**

Handle in accordance with good industrial hygiene and safety practice.

### 7.2. Conditions for safe storage, including any incompatibilities

#### **Storage Information**

Store in a cool, dry location. Keep container closed when not in use. Product has a shelf life of 24 months.

#### **Other Guidelines**

No information available

## 8. Exposure Controls/Personal Protection

### Control parameters - exposure standards, biological monitoring

#### **Exposure Limits**

Substances	CAS Number	Australia NOHSC	ACGIH TLV-TWA
Contains no hazardous substances in concentrations above cut-off values according to the competent authority	NA	Not applicable	Not applicable

### Appropriate engineering controls

#### **Engineering Controls**

Use in a well ventilated area.

### Personal protective equipment (PPE)

#### **Personal Protective Equipment**

If engineering controls and work practices cannot prevent excessive exposures, the selection and proper use of personal protective equipment should be determined by an industrial hygienist or other qualified professional based on the specific application of this product.

#### **Respiratory Protection**

Not normally necessary.

#### **Hand Protection**

Rubber gloves.

#### **Skin Protection**

Normal work coveralls.

#### **Eye Protection**

Wear safety glasses or goggles to protect against exposure.

#### **Other Precautions**

None known.

#### **Environmental Exposure Controls**

Do not allow material to contaminate ground water system

## 9. Physical and Chemical Properties

### 9.1. Information on basic physical and chemical properties

**Physical State:** Liquid  
**Odor:** Mild amine

**Color** White  
**Odor Threshold:** No information available

PropertyValuesRemarks/ - Method**pH:**

7-9

**Freezing Point / Range**

No data available

**Melting Point / Range**

No data available

**Boiling Point / Range**

No data available

**Flash Point**

No data available

**Evaporation rate**

No data available

**Vapor Pressure**

No data available

**Vapor Density**

No data available

**Specific Gravity**

1.07 - 1.091

**Water Solubility**

Soluble in water

**Solubility in other solvents**

No data available

**Partition coefficient: n-octanol/water**

No data available

**Autoignition Temperature**

No data available

**Decomposition Temperature**

No data available

**Viscosity**

No data available

**Explosive Properties**

No information available

**Oxidizing Properties**

No information available

**9.2. Other information****VOC Content (%)**

No data available

## 10. Stability and Reactivity

**10.1. Reactivity**

Not expected to be reactive.

**10.2. Chemical stability**

Stable

**10.3. Possibility of hazardous reactions**

Will Not Occur

**10.4. Conditions to avoid**

Avoid contact with metals such as aluminum, tin, lead, brass, bronze, copper, and zinc.

**10.5. Incompatible materials**

Strong oxidizers.

**10.6. Hazardous decomposition products**

Oxides of nitrogen. Hydrogen chloride. Carbon monoxide and carbon dioxide.

## 11. Toxicological Information

**Information on routes of exposure****Symptoms related to exposure****Most Important Symptoms/Effects**

No significant hazards expected.

**Toxicology data for the components**

Substances	CAS Number	LD50 Oral	LD50 Dermal	LC50 Inhalation
Contains no hazardous substances in concentrations above cut-off values according to the competent authority	NA	No data available	No data available	No data available

**Immediate, delayed and chronic health effects from exposure****Inhalation**

None known.

**Eye Contact** None known.  
**Skin Contact** None known.  
**Ingestion** None known.

**Chronic Effects/Carcinogenicity** No data available to indicate product or components present at greater than 0.1% are chronic health hazards.

**Exposure Levels**

No data available

**Interactive effects**

None known.

**Data limitations**

No data available

## 12. Ecological Information

**Ecotoxicity**

**Substance Ecotoxicity Data**

Substances	CAS Number	Toxicity to Algae	Toxicity to Fish	Toxicity to Microorganisms	Toxicity to Invertebrates
Contains no hazardous substances in concentrations above cut-off values according to the competent authority	NA	No information available	No information available	No information available	No information available

**12.2. Persistence and degradability**

Expected to be readily biodegradable

Substances	CAS Number	Persistence and Degradability
Contains no hazardous substances in concentrations above cut-off values according to the competent authority	NA	No information available

**12.3. Bioaccumulative potential**

Does not bioaccumulate.

Substances	CAS Number	Log Pow
Contains no hazardous substances in concentrations above cut-off values according to the competent authority	NA	No information available

**12.4. Mobility in soil**

Substances	CAS Number	Mobility
Contains no hazardous substances in concentrations above cut-off values according to the competent authority	NA	No information available

**12.6. Other adverse effects**

**Endocrine Disruptor Information**

This product does not contain any known or suspected endocrine disruptors

### 13. Disposal Considerations

#### Safe handling and disposal methods

Disposal should be made in accordance with federal, state, and local regulations.

#### Disposal of any contaminated packaging

Follow all applicable national or local regulations.

#### Environmental regulations

Not applicable

### 14. Transport Information

#### Transportation Information

##### Australia ADG

UN Number	Not restricted
UN proper shipping name:	Not restricted
Transport Hazard Class(es):	Not applicable
Packing Group:	Not applicable
Environmental Hazards:	Not applicable

##### IMDG/IMO

UN Number	Not restricted
UN proper shipping name:	Not restricted
Transport Hazard Class(es):	Not applicable
Packing Group:	Not applicable
Environmental Hazards:	Not applicable

##### IATA/ICAO

UN Number	Not restricted
UN proper shipping name:	Not restricted
Transport Hazard Class(es):	Not applicable
Packing Group:	Not applicable
Environmental Hazards:	Not applicable

#### Special precautions during transport

None

#### HazChem Code

None Allocated

### 15. Regulatory Information

#### Safety, health and environmental regulations specific for the product

##### International Inventories

##### Australian AICS Inventory

All components are listed on the AICS or are subject to a relevant exemption, permit, or assessment certificate.

##### New Zealand Inventory of Chemicals

All components are listed on the NZIoC or are subject to a relevant exemption, permit, or assessment certificate.

##### EINECS (European Inventory of Existing Chemical Substances)

This product, and all its components, complies with EINECS

##### US TSCA Inventory

All components listed on inventory or are exempt.

##### Canadian Domestic Substances List (DSL)

All components listed on inventory or are exempt.

#### Poisons Schedule number

None Allocated

**International Agreements**

Montreal Protocol - Ozone Depleting Substances:  
Stockholm Convention - Persistent Organic Pollutants:  
Rotterdam Convention - Prior Informed Consent:  
Basel Convention - Hazardous Waste:

Does not apply  
Does not apply  
Does not apply  
Does not apply

**16. Other information****Date of preparation or review**

Revision Date: 05-Jul-2017

**Revision Note**

SDS sections updated:  
2

**Full text of H-Statements referred to under sections 2 and 3**

None

**Additional information**

For additional information on the use of this product, contact your local Halliburton representative.

For questions about the Safety Data Sheet for this or other Halliburton products, contact Chemical Stewardship at 1-580-251-4335.

**Key abbreviations or acronyms used**

bw – body weight  
CAS – Chemical Abstracts Service  
EC50 – Effective Concentration 50%  
LC50 – Lethal Concentration 50%  
LD50 – Lethal Dose 50%  
LL50 – Lethal Loading 50%  
mg/kg – milligram/kilogram  
mg/L – milligram/liter  
NOEC – No Observed Effect Concentration  
OEL – Occupational Exposure Limit  
PBT – Persistent Bioaccumulative and Toxic  
ppm – parts per million  
STEL – Short Term Exposure Limit  
TWA – Time-Weighted Average  
vPvB – very Persistent and very Bioaccumulative  
h - hour  
mg/m<sup>3</sup> - milligram/cubic meter  
mm - millimeter  
mmHg - millimeter mercury  
w/w - weight/weight  
d - day

**Key literature references and sources for data**

[www.ChemADVISOR.com/](http://www.ChemADVISOR.com/)

**Disclaimer Statement**

This information is furnished without warranty, expressed or implied, as to accuracy or completeness. The information is obtained from various sources including the manufacturer and other third party sources. The information may not be valid under all conditions nor if this material is used in combination with other materials or in any process. Final determination of suitability of any material is the sole responsibility of the user.

**End of Safety Data Sheet**

## SAFETY DATA SHEET

DCA-17001

Revision Date: 09-Nov-2017

Revision Number: 16

## 1. Product Identifier &amp; Identity for the Chemical

**Statement of Hazardous Nature** Hazardous according to the criteria of the 3rd Revised Edition of the Globally Harmonised System of Classification and Labelling of Chemicals (GHS), Dangerous Goods according to the criteria of ADG.

**1.1. Product Identifier**

**Product Name** DCA-17001

**Other means of Identification**

**Synonyms** None  
**Hazardous Material Number:** HM007659

**Recommended use of the chemical and restrictions on use**

**Recommended Use** Corrosion Inhibitor  
**Uses advised against** No information available

**Supplier's name, address and phone number**

**Manufacturer/Supplier** Halliburton Australia Pty. Ltd.  
 15 Marriott Road, Jandakot, WA 6164  
 Australia  
 ACN Number: 009 000 775  
 Telephone Number: + 61 1 800 686 951  
 Fax Number: 61 (08) 9455 5300  
**E-mail Address** fdunexchem@halliburton.com

**Emergency phone number**

+ 61 1 800 686 951  
 Global Incident Response Access Code: 334305  
 Contract Number: 14012

**Australian Poisons Information Centre**

24 Hour Service: - 13 11 26  
 Police or Fire Brigade: - 000 (exchange): - 1100

## 2. Hazard Identification

**Statement of Hazardous Nature** Hazardous according to the criteria of the 3rd Revised Edition of the Globally Harmonised System of Classification and Labelling of Chemicals (GHS), Dangerous Goods according to the criteria of ADG.

**Classification of the hazardous chemical**

Acute Oral Toxicity	Category 4 - H302
Skin Corrosion/Irritation	Category 2 - H315
Serious Eye Damage/Irritation	Category 1 - H318
Skin Sensitization	Category 1 - H317
Reproductive Toxicity	Category 1B - H360
Specific Target Organ Toxicity - (Single Exposure)	Category 1 - H370
Specific Target Organ Toxicity - (Repeated Exposure)	Category 2 - H373
Acute Aquatic Toxicity	Category 2 - H401
Flammable liquids.	Category 3 - H226

**Label elements, including precautionary statements****Hazard Pictograms****Signal Word**

DANGER

**Hazard Statements:**

H226 - Flammable liquid and vapor  
H302 - Harmful if swallowed  
H315 - Causes skin irritation  
H317 - May cause an allergic skin reaction  
H318 - Causes serious eye damage  
H360 - May damage fertility or the unborn child  
H370 - Causes damage to organs  
H373 - May cause damage to organs through prolonged or repeated exposure  
H401 - Toxic to aquatic life

**Precautionary Statements****Prevention**

P201 - Obtain special instructions before use  
P202 - Do not handle until all safety precautions have been read and understood  
P210 - Keep away from heat, hot surfaces, sparks, open flames and other ignition sources. No smoking.  
P233 - Keep container tightly closed  
P240 - Ground and bond container and receiving equipment.  
P241 - Use explosion-proof electrical/ventilating/lighting/equipment  
P242 - Use only non-sparking tools  
P243 - Take action to prevent static discharges.  
P260 - Do not breathe dust/fume/gas/mist/vapors/spray  
P264 - Wash face, hands and any exposed skin thoroughly after handling  
P270 - Do not eat, drink or smoke when using this product  
P272 - Contaminated work clothing should not be allowed out of the workplace  
P273 - Avoid release to the environment  
P280 - Wear protective gloves/protective clothing/eye protection/face protection  
P281 - Use personal protective equipment as required

**Response**

P301 + P312 - IF SWALLOWED: Call a POISON CENTER or doctor/physician if you feel unwell  
P330 - Rinse mouth  
P302 + P352 - IF ON SKIN: Wash with plenty of water.  
P333 + P313 - If skin irritation or rash occurs: Get medical advice/attention  
P362 + P364 - Take off contaminated clothing and wash before reuse  
P305 + P351 + P338 - IF IN EYES: Rinse cautiously with water for several minutes. Remove contact lenses, if present and easy to do. Continue rinsing  
P310 - Immediately call a POISON CENTER or doctor/physician  
P307 + P311 - IF exposed: Call a POISON CENTER or doctor/physician  
P314 - Get medical attention/advice if you feel unwell

**Storage**

P370 + P378 - In case of fire: Use water spray for extinction  
P403 + P235 - Store in a well-ventilated place. Keep cool  
P405 - Store locked up



**Disposal**

P501 - Dispose of contents/container in accordance with local/regional/national/international regulations

**Contains****Substances**

Diethylene glycol

Cinnamaldehyde

Amine oxides, cocoalkyldimethyl

Methanol

Benzaldehyde

Alcohols, C12-16, ethoxylated

Sodium iodide

**CAS Number**

111-46-6

104-55-2

61788-90-7

67-56-1

100-52-7

68551-12-2

7681-82-5

**Other hazards which do not result in classification**

This mixture contains no substance considered to be persistent, bioaccumulating nor toxic (PBT).

This mixture contains no substance considered to be very persistent nor very bioaccumulating (vPvB).

For the full text of the H-phrases mentioned in this Section, see Section 16

### 3. Composition/information on Ingredients

Substances	CAS Number	PERCENT (w/w)	GHS Classification - Australia
Diethylene glycol	111-46-6	30 - 60%	Acute Tox. 4 (H302) STOT RE 2 (H373)
Cinnamaldehyde	104-55-2	30 - 60%	Acute Tox. 4 (H312) Skin Irrit. 2 (H315) Skin Sens. 1 (H317) Aquatic Acute 2 (H401)
Amine oxides, cocoalkyldimethyl	61788-90-7	10 - 30%	Acute Tox. 4 (H302) Skin Irrit. 2 (H315) Eye Corr. 1 (H318) Aquatic Acute 1 (H400)
Methanol	67-56-1	10 - 30%	Acute Tox. 3 (H301) Acute Tox. 3 (H311) Acute Tox. 3 (H331) Repr. 1B (H360) STOT SE 1 (H370) Flam. Liq. 2 (H225)
Benzaldehyde	100-52-7	5 - 10%	Acute Tox. 4 (H302) Acute Tox. 4 (H332) Aquatic Acute 2 (H401) Flam. Liq. 4 (H227)
Alcohols, C12-16, ethoxylated	68551-12-2	1 - 5%	Acute Tox. 4 (H302) Skin Irrit. 2 (H315) Eye Corr. 1 (H318) Aquatic Acute 1 (H400) Aquatic Chronic 3 (H412)
Sodium iodide	7681-82-5	1 - 5%	Skin Irrit. 2 (H315) Eye Irrit. 2 (H319) STOT SE 3 (H335) STOT RE 1 (H372)

### 4. First aid measures

**Description of necessary first aid measures****Inhalation**

If inhaled, move victim to fresh air and seek medical attention.

**Eyes**

In case of contact, or suspected contact, immediately flush eyes with plenty of water for at least 15 minutes and get medical attention immediately after flushing.

**Skin**

In case of contact, immediately flush skin with plenty of soap and water for at least 15 minutes. Get medical attention. Remove contaminated clothing and launder before reuse.

**Ingestion** Get immediate medical attention. Do NOT induce vomiting. Give nothing by mouth. Obtain immediate medical attention.

**Symptoms caused by exposure**

Causes severe eye irritation which may damage tissue. Causes skin irritation. May cause allergic skin reaction. Harmful if swallowed. May cause damage to internal organs. May cause damage to organs through prolonged or repeated exposure. Potential reproductive hazard. May cause birth defects.

**Medical Attention and Special Treatment**

**Notes to Physician** Treat symptomatically

## 5. Fire Fighting Measures

**Suitable extinguishing equipment**

**Suitable Extinguishing Media**

Carbon dioxide, dry chemical, foam.

**Extinguishing media which must not be used for safety reasons**

None known.

**Specific hazards arising from the chemical**

**Special exposure hazards in a fire**

May be ignited by heat, sparks or flames. Use water spray to cool fire exposed surfaces. Closed containers may explode in fire. Decomposition in fire may produce harmful gases. Runoff to sewer may cause fire or explosion hazard.

**Special protective equipment and precautions for fire fighters**

**Special protective equipment for firefighters**

Full protective clothing and approved self-contained breathing apparatus required for fire fighting personnel.

## 6. Accidental release measures

**6.1. Personal precautions, protective equipment and emergency procedures**

Remove sources of ignition. Use appropriate protective equipment. Wear self-contained breathing apparatus in enclosed areas. Avoid breathing vapors. Avoid contact with skin, eyes and clothing. Ensure adequate ventilation.

**6.2. Environmental precautions**

Prevent from entering sewers, waterways, or low areas.

**6.3. Methods and material for containment and cleaning up**

Isolate spill and stop leak where safe. Remove ignition sources and work with non-sparking tools. Contain spill with sand or other inert materials. Scoop up and remove.

## 7. Handling and storage

**7.1. Precautions for safe handling**

**Handling Precautions**

Remove sources of ignition. Ensure adequate ventilation. Avoid breathing vapors. Avoid contact with eyes, skin, or clothing. Wash hands after use. Launder contaminated clothing before reuse. Ground and bond containers when transferring from one container to another. Use appropriate protective equipment.

**Hygiene Measures**

Handle in accordance with good industrial hygiene and safety practice.

**7.2. Conditions for safe storage, including any incompatibilities**

**Storage Information**

Store away from oxidizers. Keep from heat, sparks, and open flames. Store in a well ventilated area. Store locked up. Keep container closed when not in use. Product has a shelf life of 60 months.

**Other Guidelines**

No information available

## 8. Exposure Controls/Personal Protection

### Control parameters - exposure standards, biological monitoring

#### Exposure Limits

Substances	CAS Number	Australia NOHSC	ACGIH TLV-TWA
Diethylene glycol	111-46-6	TWA: 23 ppm TWA: 100 mg/m <sup>3</sup>	Not applicable
Cinnamaldehyde	104-55-2	Not applicable	Not applicable
Amine oxides, cocoalkyldimethyl	61788-90-7	Not applicable	Not applicable
Methanol	67-56-1	TWA: 200 ppm TWA: 262 mg/m <sup>3</sup> STEL: 250 ppm STEL: 328 mg/m <sup>3</sup>	TWA: 200 ppm STEL: 250 ppm
Benzaldehyde	100-52-7	Not applicable	Not applicable
Alcohols, C12-16, ethoxylated	68551-12-2	Not applicable	Not applicable
Sodium iodide	7681-82-5	Not applicable	TWA: 0.01 ppm

### Appropriate engineering controls

#### Engineering Controls

Use in a well ventilated area. Local exhaust ventilation should be used in areas without good cross ventilation.

### Personal protective equipment (PPE)

#### Personal Protective Equipment

If engineering controls and work practices cannot prevent excessive exposures, the selection and proper use of personal protective equipment should be determined by an industrial hygienist or other qualified professional based on the specific application of this product.

#### Respiratory Protection

If engineering controls and work practices cannot keep exposure below occupational exposure limits or if exposure is unknown, wear a NIOSH certified, European Standard EN 149, AS/NZS 1715:2009, or equivalent respirator when using this product. Selection of and instruction on using all personal protective equipment, including respirators, should be performed by an Industrial Hygienist or other qualified professional. Positive pressure self-contained breathing apparatus if methanol is released.

#### Hand Protection

Chemical-resistant protective gloves (EN 374) Suitable materials for longer, direct contact (recommended: protection index 6, corresponding to > 480 minutes permeation time as per EN 374); Butyl rubber gloves. (>= 0.7 mm thickness)

This information is based on literature references and on information provided by glove manufacturers, or is derived by analogy with similar substances. Please note that in practice the working life of chemical-resistant protective gloves may be considerably shorter than the permeation time determined in accordance with EN 374 as a result of the many influencing factors (e.g. temperature). If signs of wear and tear are noticed then the gloves should be replaced. Manufacturer's directions for use should be observed because of great diversity of types.

#### Skin Protection

Rubber apron.

#### Eye Protection

Chemical goggles; also wear a face shield if splashing hazard exists.

#### Other Precautions

Eyewash fountains and safety showers must be easily accessible.

#### Environmental Exposure Controls

Do not allow material to contaminate ground water system

## 9. Physical and Chemical Properties

### 9.1. Information on basic physical and chemical properties

**Physical State:** Liquid

**Color:** Yellow-orange

**Odor:** Cinnamon

**Odor Threshold:** No information available

Property

Values

Remarks/ - Method

**pH:**

6.85 (10%)

**Freezing Point / Range**

-21 °C

**Melting Point / Range**

No data available

**Boiling Point / Range**

No data available

**Flash Point**

28.9 °C / 84 °F PMCC

**Evaporation rate**

No data available

Vapor Pressure	No data available
Vapor Density	No data available
Specific Gravity	1.015
Water Solubility	Soluble in water
Solubility in other solvents	No data available
Partition coefficient: n-octanol/water	No data available
Autoignition Temperature	No data available
Decomposition Temperature	No data available
Viscosity	No data available
Explosive Properties	No information available
Oxidizing Properties	No information available

**9.2. Other information**

VOC Content (%) No data available

## 10. Stability and Reactivity

**10.1. Reactivity**

Not expected to be reactive.

**10.2. Chemical stability**

Stable

**10.3. Possibility of hazardous reactions**

Will Not Occur

**10.4. Conditions to avoid**

Keep away from heat, sparks and flame.

**10.5. Incompatible materials**

Strong oxidizers.

**10.6. Hazardous decomposition products**

Ammonia. Oxides of nitrogen. Hydrocarbons. Carbon monoxide and carbon dioxide.

## 11. Toxicological Information

**Information on routes of exposure**

**Principle Route of Exposure** Eye or skin contact, inhalation.

**Symptoms related to exposure****Most Important Symptoms/Effects**

Causes severe eye irritation which may damage tissue. Causes skin irritation. May cause allergic skin reaction. Harmful if swallowed. May cause damage to internal organs. May cause damage to organs through prolonged or repeated exposure. Potential reproductive hazard. May cause birth defects.

**Toxicology data for the components**

Substances	CAS Number	LD50 Oral	LD50 Dermal	LC50 Inhalation
Diethylene glycol	111-46-6	12565 - 19600 mg/kg (Rat)	11890 - 13300 mg/kg (Rabbit)	> 4.6 mg/L (Rat) 4h
Cinnamaldehyde	104-55-2	2220 mg/kg (rat)	620 mg/kg (rabbit)	No data available
Amine oxides, cocoalkyldimethyl	61788-90-7	846 - 3873 mg/kg (Rat) 1000-1250 mg/kg (Rat)	4290 mg/kg (Rabbit)	No data available
Methanol	67-56-1	300 mg/kg-bw (human) < 790 to 13,000 mg/kg (rat)	1000 mg/kg-bw (human) 17,100 mg/kg (rabbit)	10 mg/L (human, 4h, vapor)
Benzaldehyde	100-52-7	1430 mg/kg (rat)	No information available	>1 <5 mg/L air (Rat, 4h, mist)
Alcohols, C12-16, ethoxylated	68551-12-2	1600 mg/kg	No data available	No data available
Sodium iodide	7681-82-5	4340 mg/kg (Rat) 3118 mg/kg (Rats) (Similar substance)	No data available	LCLo: 50000 mg/m <sup>3</sup> (Mouse) 2h

**Immediate, delayed and chronic health effects from exposure**

**Product Information** Based on the collective toxicity of product ingredients, the mixture should be considered to cause the following:

<b>Inhalation</b>	May cause respiratory irritation. May cause central nervous system depression including headache, dizziness, drowsiness, incoordination, slowed reaction time, slurred speech, giddiness and unconsciousness.
<b>Eye Contact</b>	Causes severe eye irritation which may damage tissue.
<b>Skin Contact</b>	Causes skin irritation. May cause an allergic skin reaction.
<b>Ingestion</b>	Harmful if swallowed. May cause central nervous system depression including headache, dizziness, drowsiness, muscular weakness, incoordination, slowed reaction time, fatigue blurred vision, slurred speech, giddiness, tremors and convulsions. May cause liver and kidney damage.

**Chronic Effects/Carcinogenicity** Prolonged or repeated exposure may cause reproductive system damage.  
Prolonged or repeated exposure may cause embryo and fetus toxicity.

#### **Exposure Levels**

No data available

#### **Interactive effects**

Skin disorders. Eye ailments.

#### **Data limitations**

No data available

<b>Substances</b>	<b>CAS Number</b>	<b>Skin corrosion/irritation</b>
Diethylene glycol	111-46-6	Non-irritating to the skin (Rabbit)
Cinnamaldehyde	104-55-2	Causes severe irritation and or burns (human)
Amine oxides, cocoalkyldimethyl	61788-90-7	Skin, rabbit: Causes moderate skin irritation.
Methanol	67-56-1	Non-irritating to the skin (Rabbit)
Benzaldehyde	100-52-7	Non-irritating to the skin (Rabbit)
Alcohols, C12-16, ethoxylated	68551-12-2	Causes skin irritation.
Sodium iodide	7681-82-5	Moderate dermal irritant (Rabbit)

<b>Substances</b>	<b>CAS Number</b>	<b>Serious eye damage/irritation</b>
Diethylene glycol	111-46-6	Non-irritating to the eye (Rabbit)
Cinnamaldehyde	104-55-2	Mild eye irritant. (human) (8 % solution)
Amine oxides, cocoalkyldimethyl	61788-90-7	Corrosive to eyes
Methanol	67-56-1	Non-irritating to the eye (Rabbit)
Benzaldehyde	100-52-7	Non-irritating to the eye (Rabbit)
Alcohols, C12-16, ethoxylated	68551-12-2	Causes severe eye irritation which may damage tissue.
Sodium iodide	7681-82-5	Moderately irritating to the eyes (Rabbit)

<b>Substances</b>	<b>CAS Number</b>	<b>Skin Sensitization</b>
Diethylene glycol	111-46-6	Did not cause sensitization on laboratory animals (guinea pig)
Cinnamaldehyde	104-55-2	Skin sensitizer in guinea pig.
Amine oxides, cocoalkyldimethyl	61788-90-7	No information available
Methanol	67-56-1	Did not cause sensitization on laboratory animals (guinea pig)
Benzaldehyde	100-52-7	Not sensitizing in Guinea Pigs (Guinea Pig Maximisation Test and Open Epicutaneous Test, Sensitizing in Draize Test and Freund's Complete Adjuvant Test)
Alcohols, C12-16, ethoxylated	68551-12-2	Did not cause sensitization on laboratory animals
Sodium iodide	7681-82-5	Patch test on human volunteers did not demonstrate sensitization properties

<b>Substances</b>	<b>CAS Number</b>	<b>Respiratory Sensitization</b>
Diethylene glycol	111-46-6	No information available
Cinnamaldehyde	104-55-2	No information available
Amine oxides, cocoalkyldimethyl	61788-90-7	No information available
Methanol	67-56-1	No information available
Benzaldehyde	100-52-7	No information available
Alcohols, C12-16, ethoxylated	68551-12-2	No information available

Sodium iodide	7681-82-5	No information available
---------------	-----------	--------------------------

Substances	CAS Number	Mutagenic Effects
Diethylene glycol	111-46-6	In vitro tests did not show mutagenic effects. In vivo tests did not show mutagenic effects.
Cinnamaldehyde	104-55-2	In vitro tests did not show mutagenic effects.
Amine oxides, cocoalkyldimethyl	61788-90-7	In vitro tests did not show mutagenic effects. In vivo tests did not show mutagenic effects. (similar substances)
Methanol	67-56-1	The weight of evidence from available in vitro and in vivo studies indicates that this substance is not expected to be mutagenic.
Benzaldehyde	100-52-7	Not mutagenic in AMES Test. Negative in the chromosomal aberration assay In vitro tests have shown mutagenic effects In vivo tests did not show mutagenic effects.
Alcohols, C12-16, ethoxylated	68551-12-2	Not regarded as mutagenic.
Sodium iodide	7681-82-5	In vitro tests did not show mutagenic effects. (similar substances)

Substances	CAS Number	Carcinogenic Effects
Diethylene glycol	111-46-6	Did not show carcinogenic effects in animal experiments (Rat)
Cinnamaldehyde	104-55-2	No information available
Amine oxides, cocoalkyldimethyl	61788-90-7	No information available
Methanol	67-56-1	No data of sufficient quality are available.
Benzaldehyde	100-52-7	Did not show carcinogenic effects in animal experiments (Rat) There was some evidence of carcinogenic activity in the forestomachs of mice.
Alcohols, C12-16, ethoxylated	68551-12-2	Not regarded as carcinogenic.
Sodium iodide	7681-82-5	No information available

Substances	CAS Number	Reproductive toxicity
Diethylene glycol	111-46-6	Animal testing did not show any effects on fertility. Did not show teratogenic effects in animal experiments.
Cinnamaldehyde	104-55-2	Did not show teratogenic effects in animal experiments.
Amine oxides, cocoalkyldimethyl	61788-90-7	Did not show teratogenic effects in animal experiments. When tested at maternally toxic doses, no adverse effects on teratogenicity or development were observed.
Methanol	67-56-1	Experiments have shown reproductive toxicity effects on laboratory animals
Benzaldehyde	100-52-7	Animal testing did not show any effects on fertility. Did not show teratogenic effects in animal experiments. (similar substances)
Alcohols, C12-16, ethoxylated	68551-12-2	Not regarded as a reproductive and developmental toxicant.
Sodium iodide	7681-82-5	Animal testing did not show any effects on fertility.

Substances	CAS Number	STOT - single exposure
Diethylene glycol	111-46-6	No significant toxicity observed in animal studies at concentration requiring classification.
Cinnamaldehyde	104-55-2	No information available
Amine oxides, cocoalkyldimethyl	61788-90-7	May cause respiratory irritation.
Methanol	67-56-1	May cause disorder and damage to the Central Nervous System (CNS)
Benzaldehyde	100-52-7	May cause respiratory irritation.
Alcohols, C12-16, ethoxylated	68551-12-2	No significant toxicity observed in animal studies at concentration requiring classification.
Sodium iodide	7681-82-5	No information available

Substances	CAS Number	STOT - repeated exposure
Diethylene glycol	111-46-6	Causes damage to organs through prolonged or repeated exposure: Kidney
Cinnamaldehyde	104-55-2	No significant toxicity observed in animal studies at concentration requiring classification.
Amine oxides, cocoalkyldimethyl	61788-90-7	No data of sufficient quality are available.
Methanol	67-56-1	No data of sufficient quality are available.
Benzaldehyde	100-52-7	No significant toxicity observed in animal studies at concentration requiring classification.
Alcohols, C12-16, ethoxylated	68551-12-2	No significant toxicity observed in animal studies at concentration requiring classification.
Sodium iodide	7681-82-5	Causes damage to organs through prolonged or repeated exposure: (Thyroid)

Substances	CAS Number	Aspiration hazard
Diethylene glycol	111-46-6	No information available
Cinnamaldehyde	104-55-2	Not applicable
Amine oxides, cocoalkyldimethyl	61788-90-7	No information available

Methanol	67-56-1	Not applicable
Benzaldehyde	100-52-7	Not applicable
Alcohols, C12-16, ethoxylated	68551-12-2	Not applicable
Sodium iodide	7681-82-5	Not applicable

## 12. Ecological Information

### Ecotoxicity

#### Substance Ecotoxicity Data

Substances	CAS Number	Toxicity to Algae	Toxicity to Fish	Toxicity to Microorganisms	Toxicity to Invertebrates
Diethylene glycol	111-46-6	TGK (8d) 2700 mg/L (Scenedesmus quadricauda)	LC50 75200 mg/L (Pimephales promelas)	EC20 (30m) > 1995 mg/L (domestic activated sludge)	EC50 84000 mg/L (Daphnia magna) EC50 >10000 mg/L (Daphnia magna)
Cinnamaldehyde	104-55-2	EC50 (72 h) 2.1 mg/L (Skeletonema costatum)	LC50 (96 h) 2.38 mg/L (Scophthalmus maximus)	IC50 (48h) 131.2 mg/L (Tetrahymena pyriformis)	LC50 (48 h) 1.4 mg/L (Acartia tonsa)
Amine oxides, cocoalkyldimethyl	61788-90-7	ErC50 (72h) 0.29 mg/L (Selenastrum capricornutum) ErC50 (72h) 0.0235 mg/L (Scenedesmus subspicatus) (similar substance)	LC50 (96h) 1.0–3.4 mg/L (Brachydanio rerio) LC50 (96h) 13.0 (Salmo gairdneri) LC50 (96h) 0.1-1 mg/L (Brachydanio rerio)	EC50 (3h) 240 mg/L (Pseudomonas putida) EC50 (3h) 13 mg/L (Activated sludge)	EC50 (48h) 2.9 mg/L (Daphnia magna) EC50 (48h) 0.083 mg/L (Daphnia magna) (similar substance)
Methanol	67-56-1	EC50 (96 h) =22000 mg/L (Pseudokirchnerella subcapitata) NOEC (8 d) =8000 mg/L (Scenedesmus quadricauda)	LC50 (96 h) =15400 mg/L (Lepomis macrochirus) EC50 (200 h) =14536 mg/L (Oryzias latipes)	IC50 (3h) > 1000 mg/L (activated sludge)	EC50 (96 h) =18260 mg/L (Daphnia magna) NOEC (21 d) =208 mg/L (Daphnia magna)
Benzaldehyde	100-52-7	NOEC (8d) 20 mg/L (Microcystis aeruginosa) NOEC (8d) 132 mg/L	LC50 (96 h) 1.07 mg/L (Lepomis macrochirus)	IC50 (3 h) 740 mg/L (Activated sludge)	EC50 (24 h) 50 mg/L (Daphnia magna)
Alcohols, C12-16, ethoxylated	68551-12-2	EC50 0.7 mg/L (Selenastrum capricornutum)	No information available	No information available	0.39 mg/L (Daphnia Magna)
Sodium iodide	7681-82-5	7 d Tox threshold: 2370 mg/L (Scenedesmus quadricauda, biomass) EC50(72h): 2588.7 mg/L (Skeletonema costatum)	LC50(96h): 3780 mg/L (Oncorhynchus mykiss) LC50(96h): > 100 mg/L (Scophthalmus maximus)	No information available	EC50(48h): 1.27 mg/L (Daphnia magna) EC50(48h): 575 mg/L (Acartia tonsa)

#### 12.2. Persistence and degradability

No data is available on the product itself

Substances	CAS Number	Persistence and Degradability
Diethylene glycol	111-46-6	Readily biodegradable (90-100% @ 28d)
Cinnamaldehyde	104-55-2	Predicted to be readily biodegradable.
Amine oxides, cocoalkyldimethyl	61788-90-7	Readily biodegradable (81% @ 28d)
Methanol	67-56-1	Readily biodegradable (95% @ 20d)
Benzaldehyde	100-52-7	Readily biodegradable (>=95% @ 28d)
Alcohols, C12-16, ethoxylated	68551-12-2	No information available
Sodium iodide	7681-82-5	Not applicable

#### 12.3. Bioaccumulative potential

No data is available on the product itself

Substances	CAS Number	Log Pow
Diethylene glycol	111-46-6	BCF: 100 (Leuciscus idus melanotus)
Cinnamaldehyde	104-55-2	Log Pow =1.4
Amine oxides, cocoalkyldimethyl	61788-90-7	Log Kow = 7.5
Methanol	67-56-1	Not Bioaccumulative; BCF=1
Benzaldehyde	100-52-7	Log Pow =1.1
Alcohols, C12-16, ethoxylated	68551-12-2	No information available
Sodium iodide	7681-82-5	-1.301

**12.4. Mobility in soil**

Substances	CAS Number	Mobility
Diethylene glycol	111-46-6	No information available
Cinnamaldehyde	104-55-2	No information available
Amine oxides, cocoalkyldimethyl	61788-90-7	No information available
Methanol	67-56-1	No information available
Benzaldehyde	100-52-7	No information available
Alcohols, C12-16, ethoxylated	68551-12-2	No information available
Sodium iodide	7681-82-5	No information available

**12.6. Other adverse effects****Endocrine Disruptor Information**

This product does not contain any known or suspected endocrine disruptors

<b>13. Disposal Considerations</b>
------------------------------------

**Safe handling and disposal methods**

Incineration recommended in approved incinerator according to federal, state, and local regulations. Substance should NOT be deposited into a sewage facility.

**Disposal of any contaminated packaging**

Follow all applicable national or local regulations. Contaminated packaging may be disposed of by: rendering packaging incapable of containing any substance, or treating packaging to remove residual contents, or treating packaging to make sure the residual contents are no longer hazardous, or by disposing of packaging into commercial waste collection.

**Environmental regulations**

Not applicable

<b>14. Transport Information</b>
----------------------------------

**Transportation Information****Australia ADG**

<b>UN Number</b>	UN1993
<b>UN proper shipping name:</b>	Flammable Liquid, N.O.S. (Contains Methanol)
<b>Transport Hazard Class(es):</b>	3
<b>Packing Group:</b>	III
<b>Environmental Hazards:</b>	Not applicable

**IMDG/IMO**

<b>UN Number</b>	UN1993
<b>UN proper shipping name:</b>	Flammable Liquid, N.O.S. (Contains Methanol)
<b>Transport Hazard Class(es):</b>	3
<b>Packing Group:</b>	III
<b>Environmental Hazards:</b>	Not applicable
<b>EMS:</b>	EmS F-E, S-E

**IATA/ICAO**

<b>UN Number</b>	UN1993
<b>UN proper shipping name:</b>	Flammable Liquid, N.O.S. (Contains Methanol)
<b>Transport Hazard Class(es):</b>	3
<b>Packing Group:</b>	III
<b>Environmental Hazards:</b>	Not applicable

**Special precautions during transport**

None

**HazChem Code**

•3Y



## 15. Regulatory Information

### Safety, health and environmental regulations specific for the product

#### International Inventories

##### **Australian AICS Inventory**

All components are listed on the AICS or are subject to a relevant exemption, permit, or assessment certificate.

##### **New Zealand Inventory of Chemicals**

All components are listed on the NZIoC or are subject to a relevant exemption, permit, or assessment certificate.

##### **EINECS (European Inventory of Existing Chemical Substances)**

This product does not comply with EINECS

##### **US TSCA Inventory**

All components listed on inventory or are exempt.

##### **Canadian Domestic Substances List (DSL)**

All components listed on inventory or are exempt.

#### Poisons Schedule number

None Allocated

#### International Agreements

**Montreal Protocol - Ozone Depleting Substances:**

Does not apply

**Stockholm Convention - Persistent Organic Pollutants:**

Does not apply

**Rotterdam Convention - Prior Informed Consent:**

Does not apply

**Basel Convention - Hazardous Waste:**

Does not apply

## 16. Other information

### Date of preparation or review

**Revision Date:**

09-Nov-2017

#### **Revision Note**

SDS sections updated:

14

#### **Full text of H-Statements referred to under sections 2 and 3**

H225 - Highly flammable liquid and vapor

H226 - Flammable liquid and vapor

H227 - Combustible liquid

H301 - Toxic if swallowed

H302 - Harmful if swallowed

H311 - Toxic in contact with skin

H312 - Harmful in contact with skin

H315 - Causes skin irritation

H317 - May cause an allergic skin reaction

H318 - Causes serious eye damage

H319 - Causes serious eye irritation

H331 - Toxic if inhaled

H332 - Harmful if inhaled

H335 - May cause respiratory irritation

H370 - Causes damage to organs

H372 - Causes damage to organs through prolonged or repeated exposure

H373 - May cause damage to organs through prolonged or repeated exposure

H400 - Very toxic to aquatic life

H401 - Toxic to aquatic life

H412 - Harmful to aquatic life with long lasting effects

#### **Additional information**

For additional information on the use of this product, contact your local Halliburton representative.

For questions about the Safety Data Sheet for this or other Halliburton products, contact Chemical Stewardship at 1-580-251-4335.

**Key abbreviations or acronyms used**

bw – body weight  
CAS – Chemical Abstracts Service  
EC50 – Effective Concentration 50%  
LC50 – Lethal Concentration 50%  
LD50 – Lethal Dose 50%  
LL50 – Lethal Loading 50%  
mg/kg – milligram/kilogram  
mg/L – milligram/liter  
NOEC – No Observed Effect Concentration  
OEL – Occupational Exposure Limit  
PBT – Persistent Bioaccumulative and Toxic  
ppm – parts per million  
STEL – Short Term Exposure Limit  
TWA – Time-Weighted Average  
vPvB – very Persistent and very Bioaccumulative  
h - hour  
mg/m<sup>3</sup> - milligram/cubic meter  
mm - millimeter  
mmHg - millimeter mercury  
w/w - weight/weight  
d - day

**Key literature references and sources for data**

www.ChemADVISOR.com/  
NZ CCID

**Disclaimer Statement**

This information is furnished without warranty, expressed or implied, as to accuracy or completeness. The information is obtained from various sources including the manufacturer and other third party sources. The information may not be valid under all conditions nor if this material is used in combination with other materials or in any process. Final determination of suitability of any material is the sole responsibility of the user.

**End of Safety Data Sheet**

## SAFETY DATA SHEET

DCA-17003

Revision Date: 30-Apr-2019

Revision Number: 10

**1. Product Identifier & Identity for the Chemical**

**Statement of Hazardous Nature** Hazardous according to the criteria of the 3rd Revised Edition of the Globally Harmonised System of Classification and Labelling of Chemicals (GHS), Dangerous Goods according to the criteria of ADG.

**1.1. Product Identifier**

**Product Name** DCA-17003

**Other means of Identification**

**Synonyms** None  
**Hazardous Material Number:** HM007699

**Recommended use of the chemical and restrictions on use**

**Recommended Use** Inhibitor  
**Uses advised against** No information available

**Supplier's name, address and phone number**

**Manufacturer/Supplier** Halliburton Australia Pty. Ltd.  
15 Marriott Road, Jandakot, WA 6164  
Australia  
ACN Number: 009 000 775  
Telephone Number: + 61 1 800 686 951  
Fax Number: 61 (08) 9455 5300  
**E-mail Address** fdunexchem@halliburton.com

**Emergency phone number**

+ 61 1 800 686 951  
Global Incident Response Access Code: 334305  
Contract Number: 14012

**Australian Poisons Information Centre**

24 Hour Service: - 13 11 26  
Police or Fire Brigade: - 000 (exchange): - 1100

**2. Hazard Identification**

**Statement of Hazardous Nature** Hazardous according to the criteria of the 3rd Revised Edition of the Globally Harmonised System of Classification and Labelling of Chemicals (GHS), Dangerous Goods according to the criteria of ADG.

**Classification of the hazardous chemical**

Acute toxicity - Dermal	Category 3 - H311
Serious Eye Damage/Irritation	Category 2 - H319
Germ Cell Mutagenicity	Category 2 - H341
Carcinogenicity	Category 2 - H351
Specific Target Organ Toxicity - (Repeated Exposure)	Category 2 - H373
Acute Aquatic Toxicity	Category 3 - H402
Flammable liquids.	Category 2 - H225

**Label elements, including precautionary statements**

**Hazard Pictograms****Signal Word**

DANGER

**Hazard Statements:**

H225 - Highly flammable liquid and vapor  
H311 - Toxic in contact with skin  
H319 - Causes serious eye irritation  
H341 - Suspected of causing genetic defects  
H351 - Suspected of causing cancer  
H373 - May cause damage to organs through prolonged or repeated exposure  
H402 - Harmful to aquatic life

**Precautionary Statements****Prevention**

P201 - Obtain special instructions before use  
P202 - Do not handle until all safety precautions have been read and understood  
P210 - Keep away from heat, hot surfaces, sparks, open flames and other ignition sources. No smoking.  
P233 - Keep container tightly closed  
P240 - Ground and bond container and receiving equipment.  
P241 - Use explosion-proof electrical/ventilating/lighting/equipment  
P242 - Use only non-sparking tools  
P243 - Take action to prevent static discharges.  
P260 - Do not breathe dust/fume/gas/mist/vapors/spray  
P264 - Wash face, hands and any exposed skin thoroughly after handling  
P273 - Avoid release to the environment  
P280 - Wear protective gloves/eye protection/face protection

**Response**

P281 - Use personal protective equipment as required  
P302 + P352 - IF ON SKIN: Wash with plenty of water.  
P312 - Call a POISON CENTER/doctor/physician if you feel unwell  
P361 - Take off immediately all contaminated clothing.  
P305 + P351 + P338 - IF IN EYES: Rinse cautiously with water for several minutes. Remove contact lenses, if present and easy to do. Continue rinsing  
P337 + P313 - If eye irritation persists: Get medical advice/attention  
P308 + P313 - IF exposed or concerned: Get medical advice/attention  
P314 - Get medical attention/advice if you feel unwell

**Storage**

P370 + P378 - In case of fire: Use water spray for extinction

**Disposal**

P403 + P235 - Store in a well-ventilated place. Keep cool  
P405 - Store locked up  
P501 - Dispose of contents/container in accordance with local/regional/national/international regulations

**Contains****Substances**

Aldol  
Crotonaldehyde  
Acetaldehyde

**CAS Number**

107-89-1  
123-73-9  
75-07-0

**Other hazards which do not result in classification**

This mixture contains no substance considered to be persistent, bioaccumulating nor toxic (PBT).

This mixture contains no substance considered to be very persistent nor very bioaccumulating (vPvB).

For the full text of the H-phrases mentioned in this Section, see Section 16

### 3. Composition/information on Ingredients

Substances	CAS Number	PERCENT (w/w)	GHS Classification - Australia
Aldol	107-89-1	30 - 60%	Acute Tox. 2 (H310) Eye Irrit. 2A (H319) Flam. Liq. 4 (H227)
Crotonaldehyde	123-73-9	1 - 5%	Acute Tox. 3 (H301) Acute Tox. 2 (H310) Acute Tox. 2 (H330) Skin Irrit. 2 (H315) Eye Corr. 1 (H318) Muta. 2 (H341) STOT SE 3 (H335) STOT RE 1 (H372) Aquatic Acute 1 (H400) Flam. Liq. 2 (H225)
Acetaldehyde	75-07-0	1 - 5%	Acute Tox. 4 (H302) Acute Tox. 4 (H332) Eye Irrit. 2 (H319) Muta. 2 (H341) Carc. 2 (H351) STOT SE 3 (H335) Aquatic Acute 3 (H402) Flam. Liq. 1 (H224)

### 4. First aid measures

**Description of necessary first aid measures****Inhalation**

If inhaled, move victim to fresh air and seek medical attention.

**Eyes**

In case of contact, or suspected contact, immediately flush eyes with plenty of water for at least 15 minutes and get medical attention immediately after flushing.

**Skin**

In case of contact, immediately flush skin with plenty of soap and water for at least 15 minutes. Get medical attention. Remove contaminated clothing and launder before reuse.

**Ingestion**

Do NOT induce vomiting. Give nothing by mouth. Obtain immediate medical attention.

**Symptoms caused by exposure**

Causes eye irritation. Toxic in contact with skin. May cause heritable genetic damage. Potential carcinogen. May cause damage to organs through prolonged or repeated exposure.

**Medical Attention and Special Treatment****Notes to Physician**

Treat symptomatically

### 5. Fire Fighting Measures

**Suitable extinguishing equipment****Suitable Extinguishing Media**

Water fog, carbon dioxide, foam, dry chemical.

**Extinguishing media which must not be used for safety reasons**

None known.

**Specific hazards arising from the chemical****Special exposure hazards in a fire**

May be ignited by heat, sparks or flames. Use water spray to cool fire exposed surfaces. Closed containers may explode in fire. Decomposition in fire may produce harmful gases.

**Special protective equipment and precautions for fire fighters****Special protective equipment for firefighters**

Full protective clothing and approved self-contained breathing apparatus required for fire fighting personnel.

## 6. Accidental release measures

**6.1. Personal precautions, protective equipment and emergency procedures**

Remove sources of ignition. Use appropriate protective equipment. Wear self-contained breathing apparatus in enclosed areas. Ensure adequate ventilation. Avoid contact with skin, eyes and clothing. Avoid breathing vapors. Evacuate all persons from the area.

**6.2. Environmental precautions**

Prevent from entering sewers, waterways, or low areas. Consult local authorities.

**6.3. Methods and material for containment and cleaning up**

Isolate spill and stop leak where safe. Remove ignition sources and work with non-sparking tools. Contain spill with sand or other inert materials. Scoop up and remove.

## 7. Handling and storage

**7.1. Precautions for safe handling****Handling Precautions**

Use appropriate protective equipment. Remove sources of ignition. Avoid contact with eyes, skin, or clothing. Avoid breathing vapors. Ensure adequate ventilation. Wash hands after use. Launder contaminated clothing before reuse. Ground and bond containers when transferring from one container to another.

**Hygiene Measures**

Handle in accordance with good industrial hygiene and safety practice.

**7.2. Conditions for safe storage, including any incompatibilities****Storage Information**

Store away from oxidizers. Keep from heat, sparks, and open flames. Keep container closed when not in use. Product has a shelf life of 36 months.

**Other Guidelines**

No information available

## 8. Exposure Controls/Personal Protection

**Control parameters - exposure standards, biological monitoring****Exposure Limits**

Substances	CAS Number	Australia NOHSC	ACGIH TLV-TWA
Aldol	107-89-1	Not applicable	Not applicable
Crotonaldehyde	123-73-9	Not applicable	Not applicable
Acetaldehyde	75-07-0	TWA: 20 ppm TWA: 36 mg/m <sup>3</sup> STEL: 50 ppm STEL: 91 mg/m <sup>3</sup>	Ceiling: 25 ppm

**Appropriate engineering controls****Engineering Controls**

Use in a well ventilated area. Local exhaust ventilation should be used in areas without good cross ventilation.

**Personal protective equipment (PPE)****Personal Protective Equipment**

If engineering controls and work practices cannot prevent excessive exposures, the selection and proper use of personal protective equipment should be determined by an industrial hygienist or other qualified professional based on the specific application of this

<b>Respiratory Protection</b>	product. Organic vapor respirator.
<b>Hand Protection</b>	Impervious rubber gloves.
<b>Skin Protection</b>	Rubber apron.
<b>Eye Protection</b>	Chemical goggles; also wear a face shield if splashing hazard exists.
<b>Other Precautions</b>	None known.
<b>Environmental Exposure Controls</b>	Do not allow material to contaminate ground water system

## 9. Physical and Chemical Properties

### 9.1. Information on basic physical and chemical properties

<b>Physical State:</b>	Liquid	<b>Color</b>	Clear colorless to pale yellow
<b>Odor:</b>	Pungent	<b>Odor Threshold:</b>	No information available

<u>Property</u>	<u>Values</u>
<u>Remarks/ - Method</u>	
<b>pH:</b>	5-7
<b>Freezing Point / Range</b>	-30 °C
<b>Melting Point / Range</b>	No data available
<b>Pour Point / Range</b>	No data available
<b>Boiling Point / Range</b>	100 °C / 212 °F
<b>Flash Point</b>	18 °C / 65 °F (PMCC)
<b>Evaporation rate</b>	No data available
<b>Vapor Pressure</b>	0.1
<b>Vapor Density</b>	3.04
<b>Specific Gravity</b>	1.053
<b>Water Solubility</b>	Miscible with water
<b>Solubility in other solvents</b>	No data available
<b>Partition coefficient: n-octanol/water</b>	No data available
<b>Autoignition Temperature</b>	No data available
<b>Decomposition Temperature</b>	No data available
<b>Viscosity</b>	No data available
<b>Explosive Properties</b>	No information available
<b>Oxidizing Properties</b>	No information available

### 9.2. Other information

<b>VOC Content (%)</b>	No data available
------------------------	-------------------

## 10. Stability and Reactivity

### 10.1. Reactivity

Not expected to be reactive.

### 10.2. Chemical stability

Stable

### 10.3. Possibility of hazardous reactions

Will Not Occur

### 10.4. Conditions to avoid

Keep away from heat, sparks and flame.

### 10.5. Incompatible materials

Strong oxidizers. Strong alkalis. Strong acids.

### 10.6. Hazardous decomposition products

Oxides of nitrogen. Carbon monoxide and carbon dioxide.

## 11. Toxicological Information

### Information on routes of exposure

<b>Principle Route of Exposure</b>	Eye or skin contact, inhalation.
------------------------------------	----------------------------------

### Symptoms related to exposure

### Most Important Symptoms/Effects

Causes eye irritation. Toxic in contact with skin. May cause heritable genetic damage. Potential carcinogen. May cause damage to organs through prolonged or repeated exposure.

### Toxicology data for the components

Substances	CAS Number	LD50 Oral	LD50 Dermal	LC50 Inhalation
Aldol	107-89-1	2180 mg/kg (Rat)	140 mg/kg (Rabbit)	No data available
Crotonaldehyde	123-73-9	206 mg/kg-bw (rat)	128 mg/kg-bw (rabbit)	0.2 mg/L (rat, 4h, assuming mist)
Acetaldehyde	75-07-0	660 mg/kg bw (rat)	No information available	13 mg/L (rat, vapor, 4 hr)

### Immediate, delayed and chronic health effects from exposure

<b>Inhalation</b>	May cause respiratory irritation.
<b>Eye Contact</b>	Causes eye irritation.
<b>Skin Contact</b>	Toxic in contact with skin. May cause skin defatting with prolonged exposure.
<b>Ingestion</b>	Irritation of the mouth, throat, and stomach. May cause abdominal pain, vomiting, nausea, and diarrhea.

**Chronic Effects/Carcinogenicity** This product contains a potential carcinogen. May cause heritable genetic damage. Prolonged or repeated exposure may cause liver damage.

### Exposure Levels

No data available

### Interactive effects

Skin disorders. Eye ailments.

### Data limitations

No data available

Substances	CAS Number	Skin corrosion/irritation
Aldol	107-89-1	May cause mild skin irritation. (Rabbit)
Crotonaldehyde	123-73-9	Causes moderate skin irritation. (Rabbit) Causes skin irritation. Skin, rabbit:
Acetaldehyde	75-07-0	Non-irritating to the skin (Rabbit) Not irritating to skin in rabbits.

Substances	CAS Number	Serious eye damage/irritation
Aldol	107-89-1	Causes moderate eye irritation (Rabbit)
Crotonaldehyde	123-73-9	Causes severe eye irritation which may damage tissue. (Rabbit) Eye, rabbit: Causes severe eye irritation
Acetaldehyde	75-07-0	Causes moderate eye irritation (Rabbit) Eye, rabbit:

Substances	CAS Number	Skin Sensitization
Aldol	107-89-1	No information available
Crotonaldehyde	123-73-9	Not regarded as a sensitizer. No data of sufficient quality are available.
Acetaldehyde	75-07-0	Did not cause sensitization on laboratory animals (guinea pig) Patch test on human volunteers did not demonstrate sensitization properties

Substances	CAS Number	Respiratory Sensitization
Aldol	107-89-1	No information available
Crotonaldehyde	123-73-9	No information available
Acetaldehyde	75-07-0	No information available

Substances	CAS Number	Mutagenic Effects
Aldol	107-89-1	No information available
Crotonaldehyde	123-73-9	Some in vivo tests have shown mutagenic effects.
Acetaldehyde	75-07-0	Some in vitro tests have shown mutagenic effects. Some in vivo tests have shown mutagenic effects.

Substances	CAS Number	Carcinogenic Effects
Aldol	107-89-1	No information available
Crotonaldehyde	123-73-9	No data of sufficient quality are available. Substances which cause concern for man owing to possible carcinogenic effects but for which the available information is not adequate for making a satisfactory assessment
Acetaldehyde	75-07-0	This substance is a potential carcinogen. Substances which should be regarded as if they are



		carcinogenic to man
<b>Substances</b>	<b>CAS Number</b>	<b>Reproductive toxicity</b>
Aldol	107-89-1	No information available
Crotonaldehyde	123-73-9	No data of sufficient quality are available.
Acetaldehyde	75-07-0	No data of sufficient quality are available.
<b>Substances</b>	<b>CAS Number</b>	<b>STOT - single exposure</b>
Aldol	107-89-1	No information available
Crotonaldehyde	123-73-9	May cause respiratory irritation.
Acetaldehyde	75-07-0	May cause respiratory irritation.
<b>Substances</b>	<b>CAS Number</b>	<b>STOT - repeated exposure</b>
Aldol	107-89-1	No information available
Crotonaldehyde	123-73-9	Causes damage to organs through prolonged or repeated exposure if swallowed: (Liver)
Acetaldehyde	75-07-0	No significant toxicity observed in animal studies at concentration requiring classification.
<b>Substances</b>	<b>CAS Number</b>	<b>Aspiration hazard</b>
Aldol	107-89-1	No information available
Crotonaldehyde	123-73-9	No information available
Acetaldehyde	75-07-0	No information available Not applicable

## 12. Ecological Information

### Ecotoxicity

#### Substance Ecotoxicity Data

Substances	CAS Number	Toxicity to Algae	Toxicity to Fish	Toxicity to Microorganisms	Toxicity to Invertebrates
Aldol	107-89-1	EC50 (5d) >237 mg/L (Nitzschia linearis)	No information available	No information available	No information available
Crotonaldehyde	123-73-9	EC50 (96h) 0.881 mg/L	LC50 (96 h) =0.71 mg/L (Trout) LOEC (NR) =0.22 mg/L (Fathead minnow)	No information available	EC50 (28 d) >1.5 mg/L (Daphnia magna)
Acetaldehyde	75-07-0	EC50 (5 d) >237 mg/L (Nitzschia linearis)	LC50 (96 h) =30.8 mg/L (Pimephales promelas)	No information available	EC50 (48 h) =48.25 mg/L (Daphnia magna)

### 12.2. Persistence and degradability

Substances	CAS Number	Persistence and Degradability
Aldol	107-89-1	No information available
Crotonaldehyde	123-73-9	(55% @ 28d)
Acetaldehyde	75-07-0	Readily biodegradable (80% @ 14d)

### 12.3. Bioaccumulative potential

Substances	CAS Number	Bioaccumulation
Aldol	107-89-1	-0.72
Crotonaldehyde	123-73-9	Log Kow =0.68
Acetaldehyde	75-07-0	Log Pow =0.63

### 12.4. Mobility in soil

Substances	CAS Number	Mobility
Aldol	107-89-1	No information available
Crotonaldehyde	123-73-9	No information available
Acetaldehyde	75-07-0	No information available

### 12.6. Other adverse effects

#### Endocrine Disruptor Information

This product does not contain any known or suspected endocrine disruptors

### 13. Disposal Considerations

**Safe handling and disposal methods**

Disposal should be made in accordance with federal, state, and local regulations.

**Disposal of any contaminated packaging**

Follow all applicable national or local regulations.

**Environmental regulations**

Not applicable

### 14. Transport Information

**Transportation Information****Australia ADG**

UN Number	UN1992
UN proper shipping name:	Flammable Liquid, Toxic, N.O.S. (Contains Acetaldehyde, Aldol)
Transport Hazard Class(es):	3 (6.1)
Packing Group:	II
Environmental Hazards:	Not applicable

**IMDG/IMO**

UN Number	UN1992
UN proper shipping name:	Flammable Liquid, Toxic, N.O.S. (Contains Acetaldehyde, Aldol)
Transport Hazard Class(es):	3 (6.1)
Packing Group:	II
Environmental Hazards:	Not applicable
EMS:	EmS F-E, S-D

**IATA/ICAO**

UN Number	UN1992
UN proper shipping name:	Flammable Liquid, Toxic, N.O.S. (Contains Acetaldehyde, Aldol)
Transport Hazard Class(es):	3 (6.1)
Packing Group:	II
Environmental Hazards:	Not applicable

**Special precautions during transport**

None

**HazChem Code**

2WE

### 15. Regulatory Information

**Safety, health and environmental regulations specific for the product****International Inventories**

<b>Australian AICS Inventory</b>	All components are listed on the AICS or are subject to a relevant exemption, permit, or assessment certificate.
<b>New Zealand Inventory of Chemicals</b>	All components are listed on the NZIoC or are subject to a relevant exemption, permit, or assessment certificate.
<b>US TSCA Inventory</b>	All components listed on inventory or are exempt.
<b>Canadian Domestic Substances List (DSL)</b>	All components listed on inventory or are exempt.

**Poisons Schedule number**

None Allocated

**International Agreements**

**Montreal Protocol - Ozone Depleting Substances:**

Does not apply.

**Stockholm Convention - Persistent Organic Pollutants:**  
**Rotterdam Convention - Prior Informed Consent:**  
**Basel Convention - Hazardous Waste:**

Does not apply  
Does not apply.  
Does not apply.

## 16. Other information

### Date of preparation or review

**Revision Date:** 30-Apr-2019

### **Revision Note**

#### **Full text of H-Statements referred to under sections 2 and 3**

H224 - Extremely flammable liquid and vapor  
H225 - Highly flammable liquid and vapor  
H301 - Toxic if swallowed  
H302 - Harmful if swallowed  
H310 - Fatal in contact with skin  
H311 - Toxic in contact with skin  
H315 - Causes skin irritation  
H318 - Causes serious eye damage  
H319 - Causes serious eye irritation  
H330 - Fatal if inhaled  
H332 - Harmful if inhaled  
H335 - May cause respiratory irritation  
H341 - Suspected of causing genetic defects  
H351 - Suspected of causing cancer  
H372 - Causes damage to organs through prolonged or repeated exposure if swallowed  
H373 - May cause damage to organs through prolonged or repeated exposure  
H400 - Very toxic to aquatic life

#### **Additional information**

For additional information on the use of this product, contact your local Halliburton representative.

For questions about the Safety Data Sheet for this or other Halliburton products, contact Chemical Stewardship at 1-580-251-4335.

#### **Key abbreviations or acronyms used**

bw – body weight  
CAS – Chemical Abstracts Service  
EC50 – Effective Concentration 50%  
LC50 – Lethal Concentration 50%  
LD50 – Lethal Dose 50%  
LL50 – Lethal Loading 50%  
mg/kg – milligram/kilogram  
mg/L – milligram/liter  
NOEC – No Observed Effect Concentration  
OEL – Occupational Exposure Limit  
PBT – Persistent Bioaccumulative and Toxic  
ppm – parts per million  
STEL – Short Term Exposure Limit  
TWA – Time-Weighted Average  
vPvB – very Persistent and very Bioaccumulative  
h - hour  
mg/m<sup>3</sup> - milligram/cubic meter  
mm - millimeter  
mmHg - millimeter mercury  
w/w - weight/weight  
d - day

#### **Key literature references and sources for data**

[www.ChemADVISOR.com/](http://www.ChemADVISOR.com/)

**Disclaimer Statement**

This information is furnished without warranty, expressed or implied, as to accuracy or completeness. The information is obtained from various sources including the manufacturer and other third party sources. The information may not be valid under all conditions nor if this material is used in combination with other materials or in any process. Final determination of suitability of any material is the sole responsibility of the user.

**End of Safety Data Sheet**

## SAFETY DATA SHEET

### DCA-18003

Revision Date: 10-May-2016

Revision Number: 3

#### 1. Product Identifier & Identity for the Chemical

**Statement of Hazardous Nature** Hazardous according to the criteria of the 3rd Revised Edition of the Globally Harmonised System of Classification and Labelling of Chemicals (GHS), Dangerous Goods according to the criteria of ADG.

**1.1. Product Identifier**

**Product Name** DCA-18003

**Other means of Identification**

**Synonyms** None  
**Hazardous Material Number:** HM007695

**Recommended use of the chemical and restrictions on use**

**Recommended Use** Corrosion Inhibitor; Intensifier  
**Uses advised against** No information available

**Supplier's name, address and phone number**

**Manufacturer/Supplier** Halliburton Australia Pty. Ltd.  
 15 Marriott Road  
 Jandakot  
 WA 6164  
 Australia  
  
 ACN Number: 009 000 775  
 Telephone Number: + 61 1 800 686 951  
 Fax Number: 61 (08) 9455 5300  
 fdunexchem@halliburton.com

**E-mail Address**

**Emergency phone number**

+ 61 1 800 686 951

**Australian Poisons Information Centre**

24 Hour Service: - 13 11 26  
 Police or Fire Brigade: - 000 (exchange): - 1100

#### 2. Hazard Identification

**Statement of Hazardous Nature** Hazardous according to the criteria of the 3rd Revised Edition of the Globally Harmonised System of Classification and Labelling of Chemicals (GHS), Dangerous Goods according to the criteria of ADG.

**Classification of the hazardous chemical**

Skin Corrosion/Irritation	Category 1 - H314
Serious Eye Damage/Irritation	Category 1 - H318
Substances/mixtures corrosive to metal. Flammable liquids.	Category 1 Category 4 - H227
Substances/mixtures corrosive to metal	Category 1 - H290

**Label elements, including precautionary statements**

**Hazard pictograms**

**Signal Word**

Danger

**Hazard Statements:**

H227 - Combustible liquid  
 H290 - May be corrosive to metals  
 H314 - Causes severe skin burns and eye damage  
 H318 - Causes serious eye damage

**Precautionary Statements****Prevention**

P103 - Read label before use  
 P210 - Keep away from heat/sparks/open flames/hot surfaces. - No smoking  
 P234 - Keep only in original container  
 P260 - Do not breathe dust/fume/gas/mist/vapors/spray  
 P271 - Use only outdoors or in a well-ventilated area  
 P280 - Wear protective gloves/protective clothing/eye protection/face protection

**Response**

P301 + P330 + P331 - IF SWALLOWED: rinse mouth. Do NOT induce vomiting  
 P303 + P361 + P353 - IF ON SKIN (or hair): Take off immediately all contaminated clothing. Rinse skin with water/shower  
 P363 - Wash contaminated clothing before reuse  
 P304 + P340 - IF INHALED: Remove victim to fresh air and keep at rest in a position comfortable for breathing  
 P310 - Immediately call a POISON CENTER or doctor/physician  
 P305 + P351 + P338 - IF IN EYES: Rinse cautiously with water for several minutes. Remove contact lenses, if present and easy to do. Continue rinsing  
 P370 + P378 - In case of fire: Use water spray for extinction  
 P390 - Absorb spillage to prevent material damage  
 P403 + P235 - Store in a well-ventilated place. Keep cool  
 P405 - Store locked up  
 P406 - Store in corrosive resistant container with a resistant inner liner.

**Storage****Disposal**

P501 - Dispose of contents/container in accordance with local/regional/national/international regulations

**Contains****Substances**

Glycol ether  
 Hydrochloric acid

**CAS Number**

Proprietary  
 7647-01-0

**Other hazards which do not result in classification**

None known

*For the full text of the H-phrases mentioned in this Section, see Section 16*

### 3. Composition/information on Ingredients

Substances	CAS Number	PERCENT (w/w)	GHS Classification - Australia
Glycol ether	Proprietary	10 - 30%	Eye Irrit. 2A (H319) Flam. Liq. 3 (H226)
Hydrochloric acid	7647-01-0	10 - 30%	Skin Corr. 1B (H314) Eye Corr. 1 (H318) STOT SE 3 (H335)

## 4. First aid measures

### Description of necessary first aid measures

Inhalation	If inhaled, move victim to fresh air and seek medical attention.
Eyes	In case of contact, or suspected contact, immediately flush eyes with plenty of water for at least 15 minutes and get medical attention immediately after flushing.
Skin	In case of contact, immediately flush skin with plenty of soap and water for at least 15 minutes. Get medical attention. Remove contaminated clothing and launder before reuse.
Ingestion	Do NOT induce vomiting. Give nothing by mouth. Obtain immediate medical attention.

### Symptoms caused by exposure

Causes severe eye irritation which may damage tissue. Causes severe skin irritation with tissue destruction.

### Medical Attention and Special Treatment

**Notes to Physician** Treat symptomatically

## 5. Fire Fighting Measures

### Suitable extinguishing equipment

#### **Suitable Extinguishing Media**

Water fog, carbon dioxide, foam, dry chemical.

#### **Extinguishing media which must not be used for safety reasons**

None known.

### Specific hazards arising from the chemical

#### **Special exposure hazards in a fire**

May form explosive mixtures with strong alkalis. Decomposition in fire may produce harmful gases. Reaction with steel and certain other metals generates flammable hydrogen gas. Do not allow runoff to enter waterways. Vapors are heavier than air and may accumulate in low areas. Vapors may travel along the ground to be ignited at distant locations.

### Special protective equipment and precautions for fire fighters

#### **Special protective equipment for firefighters**

Full protective clothing and approved self-contained breathing apparatus required for fire fighting personnel.

## 6. Accidental release measures

### 6.1. Personal precautions, protective equipment and emergency procedures

Use appropriate protective equipment.

### 6.2. Environmental precautions

Prevent from entering sewers, waterways, or low areas.

### 6.3. Methods and material for containment and cleaning up

Isolate spill and stop leak where safe. Isolate area and remove sources of friction, impact, heat, low level electrical current, and RF energy. Contain spill with sand or other inert materials. Remove ignition sources and work with non-sparking tools. Neutralize to pH of 6-8. Scoop up and remove.

## 7. Handling and storage

### 7.1. Precautions for safe handling

#### **Handling Precautions**

Avoid contact with eyes, skin, or clothing. Avoid breathing vapors. Wash hands after use. Launder contaminated clothing before reuse.

#### **Hygiene Measures**

Handle in accordance with good industrial hygiene and safety practice.

## 7.2. Conditions for safe storage, including any incompatibilities

### Storage Information

Store away from alkalis. Store in a cool well ventilated area. Keep container closed when not in use. Product has a shelf life of 60 months.

### Other Guidelines

No information available

## 8. Exposure Controls/Personal Protection

### Control parameters - exposure standards, biological monitoring

#### Exposure Limits

Substances	CAS Number	Australia NOHSC	ACGIH TLV-TWA
Glycol ether	Proprietary	Not applicable	Not applicable
Hydrochloric acid	7647-01-0	5 ppm	TWA: 2 ppm (Ceiling)

### Appropriate engineering controls

#### Engineering Controls

Use in a well ventilated area. Local exhaust ventilation should be used in areas without good cross ventilation.

### Personal protective equipment (PPE)

#### Personal Protective Equipment

If engineering controls and work practices cannot prevent excessive exposures, the selection and proper use of personal protective equipment should be determined by an industrial hygienist or other qualified professional based on the specific application of this product.

#### Respiratory Protection

Organic vapor/acid gas respirator.

#### Hand Protection

Impervious rubber gloves.

#### Skin Protection

Full protective chemical resistant clothing. Rubber boots

#### Eye Protection

Chemical goggles; also wear a face shield if splashing hazard exists.

#### Other Precautions

Eyewash fountains and safety showers must be easily accessible.

#### Environmental Exposure Controls

No information available

## 9. Physical and Chemical Properties

### 9.1. Information on basic physical and chemical properties

**Physical State:** Liquid

**Color:** Clear colorless to pale yellow

**Odor:** Odorless

**Odor Threshold:** No information available

#### Property

#### Values

Remarks/ - Method

**pH:**

0.61 (10%)

**Freezing Point / Range**

-27 °C

**Melting Point / Range**

No data available

**Boiling Point / Range**

No data available

**Flash Point**

63.3 °C / 146 °F PMCC

**Evaporation rate**

No data available

**Vapor Pressure**

No data available

**Vapor Density**

No data available

**Specific Gravity**

1.372

**Water Solubility**

Soluble in water

**Solubility in other solvents**

No data available

**Partition coefficient: n-octanol/water**

No data available

**Autoignition Temperature**

No data available

**Decomposition Temperature**

No data available

**Viscosity**

No data available

**Explosive Properties**

No information available

**Oxidizing Properties**

No information available

### 9.2. Other information

**VOC Content (%)**

No data available



## 10. Stability and Reactivity

### 10.1. Reactivity

Not expected to be reactive.

### 10.2. Chemical stability

Stable

### 10.3. Possibility of hazardous reactions

Will Not Occur

### 10.4. Conditions to avoid

None anticipated

### 10.5. Incompatible materials

Strong alkalis.

### 10.6. Hazardous decomposition products

Flammable hydrogen gas. Chlorine. Hydrogen sulfide.

## 11. Toxicological Information

### Information on routes of exposure

**Principle Route of Exposure** Eye or skin contact, inhalation.

### Symptoms related to exposure

### Most Important Symptoms/Effects

Causes severe eye irritation which may damage tissue. Causes severe skin irritation with tissue destruction.

### Numerical measures of toxicity

### Toxicology data for the components

Substances	CAS Number	LD50 Oral	LD50 Dermal	LC50 Inhalation
Glycol ether	Proprietary	No data available	3550 mg/kg (Rabbit) 4 mL/kg (Rabbit)	No data available
Hydrochloric acid	7647-01-0	No data available	5010 mg/kg (Rabbit) > 5010 mg/kg (Rabbit) 1449 mg/kg (Mouse)	3124 mg/L (Rat) 1h 3.2 mg/L (Mouse) 8.3 mg/L (Rat) 1405 mg/L (Rat) 554 mg/L (Mouse)

### Immediate, delayed and chronic health effects from exposure

**Inhalation** May cause respiratory irritation.

**Eye Contact** Causes severe eye irritation which may damage tissue.

**Skin Contact** Causes severe skin irritation with tissue destruction.

**Ingestion** Causes burns of the mouth, throat and stomach.

**Chronic Effects/Carcinogenicity** Prolonged, excessive exposure may cause erosion of the teeth.

### Exposure Levels

No data available

### Interactive effects

Skin disorders.

### Data limitations

No data available

Substances	CAS Number	Skin corrosion/irritation
Glycol ether	Proprietary	Not irritating to skin in rabbits.
Hydrochloric acid	7647-01-0	Causes severe burns

Substances	CAS Number	Serious eye damage/irritation
Glycol ether	Proprietary	Causes moderate eye irritation (Rabbit)

Hydrochloric acid	7647-01-0	Causes severe burns
<b>Substances</b>	<b>CAS Number</b>	<b>Skin Sensitization</b>
Glycol ether	Proprietary	Did not cause sensitization on laboratory animals
Hydrochloric acid	7647-01-0	Did not cause sensitization on laboratory animals (guinea pig)
<b>Substances</b>	<b>CAS Number</b>	<b>Respiratory Sensitization</b>
Glycol ether	Proprietary	No information available
Hydrochloric acid	7647-01-0	No information available
<b>Substances</b>	<b>CAS Number</b>	<b>Mutagenic Effects</b>
Glycol ether	Proprietary	In vitro tests did not show mutagenic effects.
Hydrochloric acid	7647-01-0	Not regarded as mutagenic.
<b>Substances</b>	<b>CAS Number</b>	<b>Carcinogenic Effects</b>
Glycol ether	Proprietary	No information available
Hydrochloric acid	7647-01-0	No data of sufficient quality are available.
<b>Substances</b>	<b>CAS Number</b>	<b>Reproductive toxicity</b>
Glycol ether	Proprietary	No significant toxicity observed in animal studies at concentration requiring classification. (similar substances)
Hydrochloric acid	7647-01-0	Embryo and fetotoxicity has been observed in female rats exposed to maternally toxic levels of hydrogen chloride (450 mg/m <sup>3</sup> , 1hr.).
<b>Substances</b>	<b>CAS Number</b>	<b>STOT - single exposure</b>
Glycol ether	Proprietary	No significant toxicity observed in animal studies at concentration requiring classification.
Hydrochloric acid	7647-01-0	May cause respiratory irritation.
<b>Substances</b>	<b>CAS Number</b>	<b>STOT - repeated exposure</b>
Glycol ether	Proprietary	No significant toxicity observed in animal studies at concentration requiring classification.
Hydrochloric acid	7647-01-0	No significant toxicity observed in animal studies at concentration requiring classification.
<b>Substances</b>	<b>CAS Number</b>	<b>Aspiration hazard</b>
Glycol ether	Proprietary	Not applicable
Hydrochloric acid	7647-01-0	Not applicable

## 12. Ecological Information

### Ecotoxicity

#### Product Ecotoxicity Data

No data available

#### Substance Ecotoxicity Data

Substances	CAS Number	Toxicity to Algae	Toxicity to Fish	Toxicity to Microorganisms	Toxicity to Invertebrates
Glycol ether	Proprietary	EC50 (96h) 1466 mg/L (cell number) (Pseudokirchnerella subcapitata) EC50 (48h) 3440 mg/L (Pseudokirchnerella subcapitata)	LC50 (96h) 3,400 mg/L (Pimephales promelas) LC50 (96h) > 100 mg/L (Oncorhynchus mykiss)	EC50 (16h) 3800 mg/L (Bacteria)	LC50 3,600 mg/L EC50 (48h) > 100 mg/L (Daphnia magna)
Hydrochloric acid	7647-01-0	No information available	LC50 282 mg/L (Gambusia affinis) LC50 20.5 mg/L (Lepomis macrochirus) LC50 (96h) 3.25 – 3.5 (pH) (Lepomis macrochirus)	EC50 (3h) >= 5 and <= 5.5 (pH) (Activated sludge, domestic)	EC50 (48h) 4.9 (pH) (Daphnia magna)

### 12.2. Persistence and degradability

Substances	CAS Number	Persistence and Degradability
Glycol ether	Proprietary	Readily biodegradable (91.5% @ 28d)

Hydrochloric acid	7647-01-0	The methods for determining biodegradability are not applicable to inorganic substances.
-------------------	-----------	--

**12.3. Bioaccumulative potential**

Substances	CAS Number	Log Pow
Glycol ether	Proprietary	0.621
Hydrochloric acid	7647-01-0	0.25

**12.4. Mobility in soil**

Substances	CAS Number	Mobility
Glycol ether	Proprietary	No information available
Hydrochloric acid	7647-01-0	No information available

**12.6. Other adverse effects****Endocrine Disruptor Information**

This product does not contain any known or suspected endocrine disruptors

## 13. Disposal Considerations

**Safe handling and disposal methods**

Disposal should be made in accordance with federal, state, and local regulations.

**Disposal of any contaminated packaging**

Follow all applicable national or local regulations.

**Environmental regulations**

Not applicable

## 14. Transport Information

**Transportation Information**

**UN Number** UN1789  
**UN proper shipping name:** Hydrochloric Acid Solution  
**Transport Hazard Class(es):** 8  
**Packing Group:** II  
**Environmental Hazards:** Not applicable

**Special precautions during transport**

None

**HazChem Code**

2R

## 15. Regulatory Information

**Safety, health and environmental regulations specific for the product****International Inventories****Australian AICS Inventory**

All components are listed on the AICS or are subject to a relevant exemption, permit, or assessment certificate.

**New Zealand Inventory of Chemicals**

All components are listed on the NZIoC or are subject to a relevant exemption, permit, or assessment certificate.

**EINECS (European Inventory of Existing Chemical Substances)**

This product, and all its components, complies with EINECS

**US TSCA Inventory**

All components listed on inventory or are exempt.

**Canadian Domestic Substances List (DSL)**

All components listed on inventory or are exempt.

**Poisons Schedule number**

S6

**International Agreements****Montreal Protocol - Ozone Depleting Substances:**

Does not apply

**Stolkhom Convention - Persistent Organic Pollutants:**

Does not apply

**Rotterdam Convention - Prior Informed Consent:**

Does not apply

**Basel Convention - Hazardous Waste:**

Does not apply

**16. Other information****Date of preparation or review****Revision Date:**

10-May-2016

**Revision Note**

SDS sections updated: 2

**Full text of H-Statements referred to under sections 2 and 3**

H226 - Flammable liquid and vapor

H227 - Combustible liquid

H290 - May be corrosive to metals

H314 - Causes severe skin burns and eye damage

H318 - Causes serious eye damage

H335 - May cause respiratory irritation

**Additional information**

For additional information on the use of this product, contact your local Halliburton representative.

For questions about the Safety Data Sheet for this or other Halliburton products, contact Chemical Stewardship at 1-580-251-4335.

**Key abbreviations or acronyms used**

bw – body weight

CAS – Chemical Abstracts Service

EC50 – Effective Concentration 50%

LC50 – Lethal Concentration 50%

LD50 – Lethal Dose 50%

LL50 – Lethal Loading 50%

mg/kg – milligram/kilogram

mg/L – milligram/liter

NOEC – No Observed Effect Concentration

OEL – Occupational Exposure Limit

PBT – Persistent Bioaccumulative and Toxic

ppm – parts per million

STEL – Short Term Exposure Limit

TWA – Time-Weighted Average

vPvB – very Persistent and very Bioaccumulative

h - hour

mg/m<sup>3</sup> - milligram/cubic meter

mm - millimeter

mmHg - millimeter mercury

w/w - weight/weight

d - day

**Key literature references and sources for data**[www.ChemADVISOR.com/](http://www.ChemADVISOR.com/)**Disclaimer Statement**

This information is furnished without warranty, expressed or implied, as to accuracy or completeness. The information is obtained from various sources including the manufacturer and other third party sources. The information may not be valid under all

conditions nor if this material is used in combination with other materials or in any process. Final determination of suitability of any material is the sole responsibility of the user.

**End of Safety Data Sheet**

**SAFETY DATA SHEET****DCA-23001**

Revision Date: 30-Sep-2015

Revision Number: 10

**1. Product Identifier & Identity for the Chemical**

**Statement of Hazardous Nature** Non-Hazardous according to the criteria of the 3rd Revised Edition of the Globally Harmonised System of Classification and Labelling of Chemicals (GHS), Non-Dangerous Goods according to the criteria of ADG.

**1.1. Product Identifier**

**Product Name** DCA-23001

**Other means of Identification**

**Synonyms:** None  
**Product Code:** HM007701

**Recommended use of the chemical and restrictions on use**

**Recommended Use** Friction Reducer  
**Uses Advised Against** No information available

**Supplier's name, address and phone number**

**Manufacturer/Supplier** Halliburton Australia Pty. Ltd.  
15 Marriott Road  
Jandakot  
WA 6164  
Australia  
  
ACN Number: 009 000 775  
Telephone Number: + 61 1 800 686 951  
Fax Number: 61 (08) 9455 5300  
**E-Mail address:** fdunexchem@halliburton.com

**Emergency phone number**

+ 61 1 800 686 951

**Australian Poisons Information Centre**

24 Hour Service: - 13 11 26  
Police or Fire Brigade: - 000 (exchange): - 1100

**2. Hazard Identification**

**Statement of Hazardous Nature** Non-Hazardous according to the criteria of the 3rd Revised Edition of the Globally Harmonised System of Classification and Labelling of Chemicals (GHS), Non-Dangerous Goods according to the criteria of ADG.

**Classification of the hazardous chemical**

Not classified

**Label elements, including precautionary statements****Hazard Pictograms**

**Signal Word** Not Hazardous

**Hazard Statements** Not Classified

**Precautionary Statements**

**Prevention** None

**Response** None

**Storage** None

**Disposal** None

**Contains**

**Substances**

Contains no hazardous substances in concentrations above cut-off values according to the competent authority

**CAS Number**

NA

**Other hazards which do not result in classification**

This mixture contains no substance considered to be persistent, bioaccumulating nor toxic (PBT).

This mixture contains no substance considered to be very persistent nor very bioaccumulating (vPvB).

**Australia Classification**

*For the full text of the H-phrases mentioned in this Section, see Section 16*

**Classification** Not Classified

**Risk Phrases** None

### 3. Composition/information on Ingredients

Substances	CAS Number	PERCENT (w/w)	GHS Classification - Australia
Contains no hazardous substances in concentrations above cut-off values according to the competent authority	NA	60 - 100%	Not Applicable

### 4. First aid measures

**Description of necessary first aid measures**

**Inhalation** If inhaled, remove from area to fresh air. Get medical attention if respiratory irritation develops or if breathing becomes difficult.

**Eyes** Immediately flush eyes with large amounts of water for at least 15 minutes. Get immediate medical attention.

**Skin** Wash with soap and water. Get medical attention if irritation persists.

**Ingestion** Do NOT induce vomiting. Give nothing by mouth. Obtain immediate medical attention.

**Symptoms caused by exposure**

No significant hazards expected.

**Medical Attention and Special Treatment**

**Notes to Physician** Treat symptomatically

### 5. Fire Fighting Measures

**Suitable extinguishing equipment**

**Suitable Extinguishing Media**

All standard fire fighting media

**Extinguishing media which must not be used for safety reasons**

None known.

**Specific hazards arising from the chemical****Special Exposure Hazards**

Not applicable.

**Special protective equipment and precautions for fire fighters****Special Protective Equipment for Fire-Fighters**

Full protective clothing and approved self-contained breathing apparatus required for fire fighting personnel.

## 6. Accidental release measures

**6.1. Personal precautions, protective equipment and emergency procedures**

Use appropriate protective equipment. Avoid creating and breathing dust. Avoid contact with skin, eyes and clothing. Ensure adequate ventilation.

**6.2. Environmental precautions**

Prevent from entering sewers, waterways, or low areas.

**6.3. Methods and material for containment and cleaning up**

Scoop up and remove.

## 7. Handling and storage

**7.1. Precautions for Safe Handling****Handling Precautions**

Avoid contact with eyes, skin, or clothing. Avoid creating or inhaling dust. Ensure adequate ventilation. Ground and bond containers when transferring from one container to another. Slippery when wet. Wash hands after use. Launder contaminated clothing before reuse. Use appropriate protective equipment.

**Hygiene Measures**

Handle in accordance with good industrial hygiene and safety practice.

**7.2. Conditions for safe storage, including any incompatibilities****Storage Information**

Store in a cool, dry location. Keep container closed when not in use. Keep from heat, sparks, and open flames. Product has a shelf life of 24 months.

**Other Guidelines**

No information available

## 8. Exposure Controls/Personal Protection

**Control parameters - exposure standards, biological monitoring****Exposure Limits**

Substances	CAS Number	Australia NOHSC	ACGIH TLV-TWA
Contains no hazardous substances in concentrations above cut-off values according to the competent authority	NA	Not applicable	Not applicable

**Appropriate engineering controls****Engineering Controls**

Use in a well ventilated area.

**Personal protective equipment (PPE)****Respiratory Protection**

If engineering controls and work practices cannot keep exposure below occupational exposure limits or if exposure is unknown, wear a NIOSH certified, European Standard EN 149, AS/NZS 1715:2009, or equivalent respirator when using this product. Selection of and instruction on using all personal protective equipment, including respirators, should be performed by an Industrial Hygienist or other qualified professional.

**Hand Protection**

Normal work gloves.

**Skin Protection**

Normal work coveralls.



<b>Eye Protection</b>	Wear safety glasses or goggles to protect against exposure.
<b>Other Precautions</b>	None known.
<b>Environmental Exposure Controls</b>	Do not allow material to contaminate ground water system

## 9. Physical and Chemical Properties

### 9.1. Information on basic physical and chemical properties

<b>Physical State:</b>	Powder	<b>Color:</b>	White
<b>Odor:</b>	Slight	<b>Odor Threshold:</b>	No information available

<u>Property</u>	<u>Values</u>
Remarks/ - Method	
<b>pH:</b>	9
<b>Freezing Point/Range</b>	No data available
<b>Melting Point/Range</b>	No data available
<b>Boiling Point/Range</b>	No data available
<b>Flash Point</b>	No data available
<b>Evaporation rate</b>	No data available
<b>Vapor Pressure</b>	No data available
<b>Vapor Density</b>	No data available
<b>Specific Gravity</b>	2
<b>Water Solubility</b>	Soluble in water
<b>Solubility in other solvents</b>	No data available
<b>Partition coefficient: n-octanol/water</b>	No data available
<b>Autoignition Temperature</b>	No data available
<b>Decomposition Temperature</b>	No data available
<b>Viscosity</b>	No data available
<b>Explosive Properties</b>	No information available
<b>Oxidizing Properties</b>	No information available

### 9.2. Other information

<b>VOC Content (%)</b>	No data available
------------------------	-------------------

## 10. Stability and Reactivity

### 10.1. Reactivity

Not expected to be reactive.

### 10.2. Chemical Stability

Stable

### 10.3. Possibility of Hazardous Reactions

Will Not Occur

### 10.4. Conditions to Avoid

None anticipated

### 10.5. Incompatible Materials

Strong oxidizers.

### 10.6. Hazardous Decomposition Products

Carbon monoxide and carbon dioxide. Ammonia.

## 11. Toxicological Information

### Information on routes of exposure

<b>Principle Route of Exposure</b>	Eye or skin contact, inhalation.
------------------------------------	----------------------------------

### Symptoms related to exposure

### Most Important Symptoms/Effects

No significant hazards expected.

### Numerical measures of toxicity

### Toxicology data for the components

Substances	CAS Number	LD50 Oral	LD50 Dermal	LC50 Inhalation
Contains no hazardous substances in concentrations above cut-off values according to the competent authority	NA	No data available	No data available	No data available

**Immediate, delayed and chronic health effects from exposure**

<b>Inhalation</b>	May cause mild respiratory irritation.
<b>Eye Contact</b>	May cause mild eye irritation.
<b>Skin Contact</b>	May cause mild skin irritation.
<b>Ingestion</b>	Large doses may cause nausea, vomiting and diarrhea.

**Chronic Effects/Carcinogenicity** No data available to indicate product or components present at greater than 0.1% are chronic health hazards.

**Exposure Levels**

No data available

**Interactive effects**

Respiratory disorders. Skin disorders.

**Data limitations**

No data available

## 12. Ecological Information

**Ecotoxicity****Product Ecotoxicity Data**

No data available

**Substance Ecotoxicity Data**

Substances	CAS Number	Toxicity to Algae	Toxicity to Fish	Toxicity to Microorganisms	Toxicity to Invertebrates
Contains no hazardous substances in concentrations above cut-off values according to the competent authority	NA	No information available	No information available	No information available	No information available

**12.2. Persistence and degradability**

Substances	CAS Number	Persistence and Degradability
Contains no hazardous substances in concentrations above cut-off values according to the competent authority	NA	No information available

**12.3. Bioaccumulative potential**

Substances	CAS Number	Log Pow
Contains no hazardous substances in concentrations above cut-off values according to the competent authority	NA	No information available

**12.4. Mobility in soil**

Substances	CAS Number	Mobility
Contains no hazardous substances in concentrations above cut-off values according to the competent authority	NA	No information available

**12.6. Other adverse effects****Endocrine Disruptor Information**

This product does not contain any known or suspected endocrine disruptors

**13. Disposal Considerations****Safe handling and disposal methods**

Bury in a licensed landfill according to federal, state, and local regulations.

**Disposal of any contaminated packaging**

Follow all applicable national or local regulations.

**Environmental regulations**

Not applicable

**14. Transport Information****Transportation Information**

UN Number:	Not restricted
UN Proper Shipping Name:	Not restricted
Transport Hazard Class(es):	Not applicable
Packing Group:	Not applicable
Environmental Hazards:	Not applicable

**Special precautions during transport**

None

**HazChem Code**

None Allocated

**15. Regulatory Information****Safety, health and environmental regulations specific for the product****International Inventories**

Australian AICS Inventory	All components listed on inventory or are exempt.
New Zealand Inventory of Chemicals	All components listed on inventory or are exempt.
EINECS Inventory	This product, and all its components, complies with EINECS
US TSCA Inventory	All components listed on inventory or are exempt.
Canadian DSL Inventory	All components listed on inventory or are exempt.

**Poisons Schedule number**

None Allocated

**16. Other information**

---

**Date of preparation or review**

**Revision Date:** 30-Sep-2015

**Revision Note**

SDS sections updated: 2

**Full text of R-phrases referred to under Sections 2 and 3**

None

**Full text of H-Statements referred to under sections 2 and 3**

None

**Additional information**

For additional information on the use of this product, contact your local Halliburton representative.

For questions about the Safety Data Sheet for this or other Halliburton products, contact Chemical Stewardship at 1-580-251-4335.

**Key abbreviations or acronyms used**

bw – body weight CAS – Chemical Abstracts Service EC50 – Effective Concentration 50% LC50 – Lethal Concentration 50% LD50 – Lethal Dose 50% LL50 – Lethal Loading 50% mg/kg – milligram/kilogram mg/L – milligram/liter NOEC – No Observed Effect Concentration OEL – Occupational Exposure Limit PBT – Persistent Bioaccumulative and Toxic ppm – parts per million STEL – Short Term Exposure Limit TWA – Time-Weighted Average vPvB – very Persistent and very Bioaccumulative h - hour mg/m<sup>3</sup> - milligram/cubic meter mm - millimeter mmHg - millimeter mercury w/w - weight/weight d - day

**Key literature references and sources for data**

[www.ChemADVISOR.com/](http://www.ChemADVISOR.com/)

**Disclaimer Statement**

This information is furnished without warranty, expressed or implied, as to accuracy or completeness. The information is obtained from various sources including the manufacturer and other third party sources. The information may not be valid under all conditions nor if this material is used in combination with other materials or in any process. Final determination of suitability of any material is the sole responsibility of the user.

**End of Safety Data Sheet**

**SAFETY DATA SHEET****DCA-23003**

Revision Date: 31-Jul-2018

Revision Number: 8

**1. Product Identifier & Identity for the Chemical**

**Statement of Hazardous Nature** Non-Hazardous according to the criteria of the 3rd Revised Edition of the Globally Harmonised System of Classification and Labelling of Chemicals (GHS), Non-Dangerous Goods according to the criteria of ADG.

**1.1. Product Identifier**

**Product Name** DCA-23003

**Other means of Identification**

**Synonyms** None  
**Hazardous Material Number:** HM008080

**Recommended use of the chemical and restrictions on use**

**Recommended Use** Friction Reducer  
**Uses advised against** No information available

**Supplier's name, address and phone number**

**Manufacturer/Supplier** Halliburton Australia Pty. Ltd.  
15 Marriott Road, Jandakot, WA 6164  
Australia  
ACN Number: 009 000 775  
Telephone Number: + 61 1 800 686 951  
Fax Number: 61 (08) 9455 5300  
**E-mail Address** fdunexchem@halliburton.com

**Emergency phone number**

+ 61 1 800 686 951  
Global Incident Response Access Code: 334305  
Contract Number: 14012

**Australian Poisons Information Centre**

24 Hour Service: - 13 11 26  
Police or Fire Brigade: - 000 (exchange): - 1100

**2. Hazard Identification**

**Statement of Hazardous Nature** Non-Hazardous according to the criteria of the 3rd Revised Edition of the Globally Harmonised System of Classification and Labelling of Chemicals (GHS), Non-Dangerous Goods according to the criteria of ADG.

**Classification of the hazardous chemical**

Not classified

**Label elements, including precautionary statements****Hazard Pictograms**

**Signal Word** Not Hazardous

**Hazard Statements:** Not Classified

**Precautionary Statements**

<b>Prevention</b>	None
<b>Response</b>	None
<b>Storage</b>	None
<b>Disposal</b>	None

**Contains****Substances**

Hydrotreated light petroleum distillate  
 Ethoxylated branched C13 alcohol  
 Sodium diacetate

**CAS Number**

64742-47-8  
 78330-21-9  
 126-96-5

**Other hazards which do not result in classification**

This mixture contains no substance considered to be persistent, bioaccumulating nor toxic (PBT).

This mixture contains no substance considered to be very persistent nor very bioaccumulating (vPvB).

*For the full text of the H-phrases mentioned in this Section, see Section 16*

<b>3. Composition/information on Ingredients</b>
--

Substances	CAS Number	PERCENT (w/w)	GHS Classification - Australia
Hydrotreated light petroleum distillate	64742-47-8	10 - 30%	Asp. Tox. 1 (H304)
Ethoxylated branched C13 alcohol	78330-21-9	1 - 5%	Acute Tox. 4 (H302) Skin Irrit. 2 (H315) Eye Corr. 1 (H318) Aquatic Acute 2 (H401) Aquatic Chronic 3 (H412)
Sodium diacetate	126-96-5	1 - 5%	Eye Corr. 1 (H318)

<b>4. First aid measures</b>
------------------------------

**Description of necessary first aid measures****Inhalation**

If inhaled, move victim to fresh air and seek medical attention.

**Eyes**

In case of contact, immediately flush eyes with plenty of water for at least 15 minutes and get medical attention if irritation persists.

**Skin**

Wash with soap and water. Get medical attention if irritation persists. Remove contaminated clothing and laundry before reuse.

**Ingestion**

Do NOT induce vomiting. Give nothing by mouth. Obtain immediate medical attention.

**Symptoms caused by exposure**

No significant hazards expected.

**Medical Attention and Special Treatment****Notes to Physician**

Treat symptomatically

<b>5. Fire Fighting Measures</b>
----------------------------------

**Suitable extinguishing equipment****Suitable Extinguishing Media**

Water fog, carbon dioxide, foam, dry chemical.

**Extinguishing media which must not be used for safety reasons**

None known.

**Specific hazards arising from the chemical**

**Special exposure hazards in a fire**

Product is not expected to burn unless all the water is boiled away. Decomposition in fire may produce harmful gases. Use water spray to cool fire exposed surfaces.

**Special protective equipment and precautions for fire fighters****Special protective equipment for firefighters**

Full protective clothing and approved self-contained breathing apparatus required for fire fighting personnel.

## 6. Accidental release measures

**6.1. Personal precautions, protective equipment and emergency procedures**

Use appropriate protective equipment. Spills of this product are very slippery. Avoid contact with skin, eyes and clothing. Avoid breathing vapors. Ensure adequate ventilation.

**6.2. Environmental precautions**

Prevent from entering sewers, waterways, or low areas.

**6.3. Methods and material for containment and cleaning up**

Isolate spill and stop leak where safe. Contain spill with sand or other inert materials. Scoop up and remove. Do NOT spread spilled product with water.

## 7. Handling and storage

**7.1. Precautions for safe handling****Handling Precautions**

Use appropriate protective equipment. Avoid contact with eyes, skin, or clothing. Avoid breathing vapors. Avoid breathing mist. Ensure adequate ventilation. Wash hands after use. Launder contaminated clothing before reuse.

**Hygiene Measures**

Handle in accordance with good industrial hygiene and safety practice.

**7.2. Conditions for safe storage, including any incompatibilities****Storage Information**

Store away from oxidizers. Store in a cool well ventilated area. Keep container closed when not in use. Store at temperatures between 40 and 90 F (5 and 35 C). Keep from freezing. Product has a shelf life of 6 months.

**Other Guidelines**

No information available

## 8. Exposure Controls/Personal Protection

**Control parameters - exposure standards, biological monitoring****Exposure Limits**

Substances	CAS Number	Australia NOHSC	ACGIH TLV-TWA
Hydrotreated light petroleum distillate	64742-47-8	Not applicable	Not applicable
Ethoxylated branched C13 alcohol	78330-21-9	Not applicable	Not applicable
Sodium diacetate	126-96-5	Not applicable	Not applicable

**Appropriate engineering controls****Engineering Controls**

Use in a well ventilated area.

**Personal protective equipment (PPE)****Personal Protective Equipment**

If engineering controls and work practices cannot prevent excessive exposures, the selection and proper use of personal protective equipment should be determined by an industrial hygienist or other qualified professional based on the specific application of this product.

**Respiratory Protection**

Not normally needed. But if significant exposures are possible then the following respirator is recommended:

Organic vapor respirator with a dust/mist filter. (A2P2/P3)

**Hand Protection**

Impervious rubber gloves. Polyvinylchloride gloves.

**Skin Protection**

Normal work coveralls.

**Eye Protection**

Chemical goggles; also wear a face shield if splashing hazard exists.

**Other Precautions** None known.  
**Environmental Exposure Controls** No information available

## 9. Physical and Chemical Properties

### 9.1. Information on basic physical and chemical properties

**Physical State:** Liquid  
**Color** Off white  
**Odor:** Hydrocarbon  
**Odor Threshold:** No information available

<u>Property</u>	<u>Values</u>
<u>Remarks/ - Method</u>	
<b>pH:</b>	5 - 8
<b>Freezing Point / Range</b>	No data available
<b>Melting Point / Range</b>	< 5 °C / < 41 °F
<b>Boiling Point / Range</b>	> 100 °C / 212 °F
<b>Flash Point</b>	No data available
<b>Evaporation rate</b>	No data available
<b>Vapor Pressure</b>	17.25 mmHg
<b>Vapor Density</b>	No data available
<b>Specific Gravity</b>	1.0 - 1.1
<b>Water Solubility</b>	Miscible with water
<b>Solubility in other solvents</b>	No data available
<b>Partition coefficient: n-octanol/water</b>	No data available
<b>Autoignition Temperature</b>	No data available
<b>Decomposition Temperature</b>	No data available
<b>Viscosity</b>	> 20.5 mm <sup>2</sup> /s
<b>Explosive Properties</b>	No information available
<b>Oxidizing Properties</b>	No information available

### 9.2. Other information

**VOC Content (%)** No data available

## 10. Stability and Reactivity

### 10.1. Reactivity

Not expected to be reactive.

### 10.2. Chemical stability

Stable

### 10.3. Possibility of hazardous reactions

Will Not Occur

### 10.4. Conditions to avoid

Freezing conditions.

### 10.5. Incompatible materials

Strong oxidizers.

### 10.6. Hazardous decomposition products

Carbon monoxide and carbon dioxide. Oxides of nitrogen. Hydrogen cyanide.

## 11. Toxicological Information

### Information on routes of exposure

**Principle Route of Exposure** Eye or skin contact, inhalation.

### Symptoms related to exposure

### Most Important Symptoms/Effects

No significant hazards expected.

### Toxicology data for the components

Substances	CAS Number	LD50 Oral	LD50 Dermal	LC50 Inhalation
Hydrotreated light	64742-47-8	>5000 mg/kg-bw (rat) (similar)	>2000 mg/kg-bw (rabbit) (similar)	>5.2 mg/L (rat, 4 h, vapor)



petroleum distillate		substance)	substance)	(similar substance)
Ethoxylated branched C13 alcohol	78330-21-9	1600 mg/kg-bw (rat) (similar substance)	>2000 mg/kg-bw (rabbit) (similar substance)	>0.22 mg/L (rat, 4h, aerosol, saturated) (similar substance)
Sodium diacetate	126-96-5	5600 mg/kg (rat)	> 2000 mg/kg (rat)	No data available

**Immediate, delayed and chronic health effects from exposure****Inhalation**

If heated: May cause central nervous system depression including headache, dizziness, drowsiness, incoordination, slowed reaction time, slurred speech, giddiness and unconsciousness.

**Eye Contact**

In vitro tests indicate that the product is not an eye irritant.

**Skin Contact**

Prolonged or repeated contact may cause skin irritation.

**Ingestion**

May act as obstruction if swallowed. Aspiration can be a hazard if this material is swallowed.

**Chronic Effects/Carcinogenicity** No data available to indicate product or components present at greater than 0.1% are chronic health hazards.

**Exposure Levels**

No data available

**Interactive effects**

Eye ailments. Skin disorders.

**Data limitations**

No data available

Substances	CAS Number	Skin corrosion/irritation
Hydrotreated light petroleum distillate	64742-47-8	Non-irritating to the skin (similar substances)
Ethoxylated branched C13 alcohol	78330-21-9	Skin, rabbit: Causes moderate skin irritation. (similar substances)

Substances	CAS Number	Serious eye damage/irritation
Hydrotreated light petroleum distillate	64742-47-8	Non-irritating to rabbit's eye (similar substances)
Ethoxylated branched C13 alcohol	78330-21-9	Eye, rabbit: Causes severe eye irritation which may damage tissue. (similar substances)

Substances	CAS Number	Skin Sensitization
Hydrotreated light petroleum distillate	64742-47-8	Did not cause sensitization on laboratory animals (guinea pig) (similar substances)
Ethoxylated branched C13 alcohol	78330-21-9	Did not cause sensitization on laboratory animals (guinea pig) (similar substances)
Sodium diacetate	126-96-5	Not regarded as a sensitizer.

Substances	CAS Number	Respiratory Sensitization
Hydrotreated light petroleum distillate	64742-47-8	Based on available data, the classification criteria are not met.
Ethoxylated branched C13 alcohol	78330-21-9	Based on available data, the classification criteria are not met.
Sodium diacetate	126-96-5	No information available

Substances	CAS Number	Mutagenic Effects
Hydrotreated light petroleum distillate	64742-47-8	In vitro tests did not show mutagenic effects. In vivo tests did not show mutagenic effects. (similar substances)
Ethoxylated branched C13 alcohol	78330-21-9	In vitro tests did not show mutagenic effects. In vivo tests did not show mutagenic effects. (similar substances)

Substances	CAS Number	Carcinogenic Effects
Hydrotreated light petroleum distillate	64742-47-8	Did not show carcinogenic effects in animal experiments (similar substances)
Ethoxylated branched C13 alcohol	78330-21-9	Did not show carcinogenic effects in animal experiments (similar substances)

Substances	CAS Number	Reproductive toxicity
Hydrotreated light petroleum distillate	64742-47-8	Animal testing did not show any effects on fertility. Did not show teratogenic effects in animal experiments. (similar substances)
Ethoxylated branched C13 alcohol	78330-21-9	Animal testing did not show any effects on fertility. Did not show teratogenic effects in animal experiments. (similar substances)
Sodium diacetate	126-96-5	(similar substances)

Substances	CAS Number	STOT - single exposure
Hydrotreated light petroleum distillate	64742-47-8	No significant toxicity observed in animal studies at concentration requiring classification.
Ethoxylated branched C13 alcohol	78330-21-9	No significant toxicity observed in animal studies at concentration requiring classification. (similar substances)
Sodium diacetate	126-96-5	No information available

Substances	CAS Number	STOT - repeated exposure
Hydrotreated light petroleum distillate	64742-47-8	No significant toxicity observed in animal studies at concentration requiring classification. (similar substances)
Ethoxylated branched C13 alcohol	78330-21-9	No significant toxicity observed in animal studies at concentration requiring classification. (similar substances)

Substances	CAS Number	Aspiration hazard
Hydrotreated light petroleum distillate	64742-47-8	Aspiration into the lungs may cause chemical pneumonitis including coughing, difficulty breathing, wheezing, coughing up blood and pneumonia, which can be fatal.
Ethoxylated branched C13 alcohol	78330-21-9	Based on available data, the classification criteria are not met.

## 12. Ecological Information

### Ecotoxicity

#### Substance Ecotoxicity Data

Substances	CAS Number	Toxicity to Algae	Toxicity to Fish	Toxicity to Microorganisms	Toxicity to Invertebrates
Hydrotreated light petroleum distillate	64742-47-8	ErL50(72 h)>10000 mg/L (Skeletonema costatum)	LC50(96 h)>10000 mg/L (Scophthalmus maximus) NOELR(28 d)>1000 mg/L (fish)	No information available	LC50(48 h)>10000 mg/L (Acartia tonsa) NOELR(21 d)=1000 mg/L (Daphnia magna)
Ethoxylated branched C13 alcohol	78330-21-9	IC50(72 h)=1-10 mg/L (Desmodesmus subspicatus)	LC50(96 h)=1-10 mg/L (Cyprinus carpio)	No information available	EC50(48 h)=1-10 mg/L (Daphnia magna) NOAEC (21d) 0.77 mg/L (Daphnia magna)
Sodium diacetate	126-96-5	EC50 (72 h) >1000 mg/L (Skeletonema costatum)	LC0 (96 h) >100 mg/L (Danio rerio) LC50 (96 h) 273 mg/L (Oreochromis mossambicus)	No information available	EC50 (48 h) >1000 mg/L (Daphnia magna)

### 12.2. Persistence and degradability

Substances	CAS Number	Persistence and Degradability
Hydrotreated light petroleum distillate	64742-47-8	Readily biodegradable (68.1% @ 28d)
Ethoxylated branched C13 alcohol	78330-21-9	Readily biodegradable (> 60% @ 28d)
Sodium diacetate	126-96-5	No information available

### 12.3. Bioaccumulative potential

Bioaccumulation is unlikely

Substances	CAS Number	Log Pow
Hydrotreated light petroleum distillate	64742-47-8	No information available
Ethoxylated branched C13 alcohol	78330-21-9	Not Bioaccumulative; BCF = 12.7 - 237 L/Kg
Sodium diacetate	126-96-5	No information available

### 12.4. Mobility in soil

Substances	CAS Number	Mobility
------------	------------	----------

Hydrotreated light petroleum distillate	64742-47-8	No information available
Ethoxylated branched C13 alcohol	78330-21-9	No information available
Sodium diacetate	126-96-5	No information available

**12.6. Other adverse effects****Endocrine Disruptor Information**

This product does not contain any known or suspected endocrine disruptors

## 13. Disposal Considerations

**Safe handling and disposal methods**

Disposal should be made in accordance with federal, state, and local regulations.

**Disposal of any contaminated packaging**

Follow all applicable national or local regulations.

**Environmental regulations**

Not applicable

## 14. Transport Information

**Transportation Information****Australia ADG**

UN Number	Not restricted
UN proper shipping name:	Not restricted
Transport Hazard Class(es):	Not applicable
Packing Group:	Not applicable
Environmental Hazards:	Not applicable

**IMDG/IMO**

UN Number	Not restricted
UN proper shipping name:	Not restricted
Transport Hazard Class(es):	Not applicable
Packing Group:	Not applicable
Environmental Hazards:	Not applicable

**IATA/ICAO**

UN Number	Not restricted
UN proper shipping name:	Not restricted
Transport Hazard Class(es):	Not applicable
Packing Group:	Not applicable
Environmental Hazards:	Not applicable

**Special precautions during transport**

None

**HazChem Code**

None Allocated

## 15. Regulatory Information

**Safety, health and environmental regulations specific for the product****International Inventories****Australian AICS Inventory**

All components are listed on the AICS or are subject to a relevant exemption, permit, or assessment certificate.

**New Zealand Inventory of Chemicals**

All components are listed on the NZIoC or are subject to a relevant exemption, permit, or assessment certificate.

**EINECS (European Inventory of Existing Chemical Substances)**

This product, and all its components, complies with EINECS

**US TSCA Inventory** All components listed on inventory or are exempt.  
**Canadian Domestic Substances List (DSL)** All components listed on inventory or are exempt.

**Poisons Schedule number**

None Allocated

**International Agreements**

**Montreal Protocol - Ozone Depleting Substances:**

Does not apply.

**Stockholm Convention - Persistent Organic Pollutants:**

Does not apply.

**Rotterdam Convention - Prior Informed Consent:**

Does not apply.

**Basel Convention - Hazardous Waste:**

Does not apply.

<b>16. Other information</b>
------------------------------

**Date of preparation or review**

**Revision Date:** 31-Jul-2018

**Revision Note**

SDS sections updated:

2

**Full text of H-Statements referred to under sections 2 and 3**

H302 - Harmful if swallowed

H304 - May be fatal if swallowed and enters airways

H315 - Causes skin irritation

H318 - Causes serious eye damage

H412 - Harmful to aquatic life with long lasting effects

**Additional information**

For additional information on the use of this product, contact your local Halliburton representative.

For questions about the Safety Data Sheet for this or other Halliburton products, contact Chemical Stewardship at 1-580-251-4335.

**Key abbreviations or acronyms used**

bw – body weight

CAS – Chemical Abstracts Service

EC50 – Effective Concentration 50%

LC50 – Lethal Concentration 50%

LD50 – Lethal Dose 50%

LL50 – Lethal Loading 50%

mg/kg – milligram/kilogram

mg/L – milligram/liter

NOEC – No Observed Effect Concentration

OEL – Occupational Exposure Limit

PBT – Persistent Bioaccumulative and Toxic

ppm – parts per million

STEL – Short Term Exposure Limit

TWA – Time-Weighted Average

vPvB – very Persistent and very Bioaccumulative

h - hour

mg/m<sup>3</sup> - milligram/cubic meter

mm - millimeter

mmHg - millimeter mercury

w/w - weight/weight

d - day

**Key literature references and sources for data**

[www.ChemADVISOR.com/](http://www.ChemADVISOR.com/)

OSHA

ECHA C&amp;L

**Disclaimer Statement**

This information is furnished without warranty, expressed or implied, as to accuracy or completeness. The information is obtained from various sources including the manufacturer and other third party sources. The information may not be valid under all conditions nor if this material is used in combination with other materials or in any process. Final determination of suitability of any material is the sole responsibility of the user.

**End of Safety Data Sheet**

**SAFETY DATA SHEET****DCA-23005**

Revision Date: 09-Apr-2019

Revision Number: 1

**1. Product Identifier & Identity for the Chemical**

**Statement of Hazardous Nature** Non-Hazardous according to the criteria of the 3rd Revised Edition of the Globally Harmonised System of Classification and Labelling of Chemicals (GHS), Non-Dangerous Goods according to the criteria of ADG.

**1.1. Product Identifier**

**Product Name** DCA-23005

**Other means of Identification**

**Synonyms** None  
**Hazardous Material Number:** HM009078

**Recommended use of the chemical and restrictions on use**

**Recommended Use** Friction Reducer  
**Uses advised against** Consumer use

**Supplier's name, address and phone number**

**Manufacturer/Supplier** Halliburton Australia Pty. Ltd.  
15 Marriott Road, Jandakot, WA 6164  
Australia  
ACN Number: 009 000 775  
Telephone Number: + 61 1 800 686 951  
Fax Number: 61 (08) 9455 5300  
**E-mail Address** fdunexchem@halliburton.com

**Emergency phone number**

+ 61 1 800 686 951  
Global Incident Response Access Code: 334305  
Contract Number: 14012

**Australian Poisons Information Centre**

24 Hour Service: - 13 11 26  
Police or Fire Brigade: - 000 (exchange): - 1100

**2. Hazard Identification**

**Statement of Hazardous Nature** Non-Hazardous according to the criteria of the 3rd Revised Edition of the Globally Harmonised System of Classification and Labelling of Chemicals (GHS), Non-Dangerous Goods according to the criteria of ADG.

**Classification of the hazardous chemical**

Not classified

**Label elements, including precautionary statements****Hazard Pictograms**

**Signal Word** Not Hazardous

**Hazard Statements:** Not Classified

**Precautionary Statements**

<b>Prevention</b>	None
<b>Response</b>	None
<b>Storage</b>	None
<b>Disposal</b>	None

**Contains Substances**

Contains no hazardous substances in concentrations above cut-off values according to the competent authority

**CAS Number**  
NA

**Other hazards which do not result in classification**

None known

*For the full text of the H-phrases mentioned in this Section, see Section 16*

**3. Composition/information on Ingredients**

Substances	CAS Number	PERCENT (w/w)	GHS Classification - Australia
Contains no hazardous substances in concentrations above cut-off values according to the competent authority	NA	60 - 100%	Not classified

The exact percentage (concentration) of the composition has been withheld as proprietary. The specific chemical identity of the composition has been withheld as proprietary.

**4. First aid measures****Description of necessary first aid measures**

<b>Inhalation</b>	If inhaled, remove from area to fresh air. Get medical attention if respiratory irritation develops or if breathing becomes difficult.
<b>Eyes</b>	In case of contact, immediately flush eyes with plenty of water for at least 15 minutes and get medical attention if irritation persists.
<b>Skin</b>	Wash with soap and water. Get medical attention if irritation persists.
<b>Ingestion</b>	Rinse mouth with water many times. Get medical attention, if symptoms occur

**Symptoms caused by exposure**

No significant hazards expected.

**Medical Attention and Special Treatment**

**Notes to Physician** Treat symptomatically

**5. Fire Fighting Measures****Suitable extinguishing equipment****Suitable Extinguishing Media**

Water spray, dry chemical, or foam.

**Extinguishing media which must not be used for safety reasons**

None known.

**Specific hazards arising from the chemical****Special exposure hazards in a fire**

Organic dust in the presence of an ignition source can be explosive in high concentrations. Good housekeeping practices are required to minimize this potential.

**Special protective equipment and precautions for fire fighters**

**Special protective equipment for firefighters**

Full protective clothing and approved self-contained breathing apparatus required for fire fighting personnel.

## 6. Accidental release measures

### 6.1. Personal precautions, protective equipment and emergency procedures

Use appropriate protective equipment. Ensure adequate ventilation. Avoid creating and breathing dust. Avoid contact with skin, eyes and clothing. Slippery when wet. Take precautionary measures against static discharges

### 6.2. Environmental precautions

None known.

### 6.3. Methods and material for containment and cleaning up

Scoop up and remove.

## 7. Handling and storage

### 7.1. Precautions for safe handling

#### Handling Precautions

Use appropriate protective equipment. Ensure adequate ventilation. Avoid dust accumulations. Avoid contact with eyes, skin, or clothing. Slippery when wet.

#### Hygiene Measures

Handle in accordance with good industrial hygiene and safety practice.

### 7.2. Conditions for safe storage, including any incompatibilities

#### Storage Information

Use good housekeeping in storage and work areas to prevent accumulation of dust. Close container when not in use. Avoid contact with heat, sparks, open flame, and static discharge. Store away from oxidizers. Store in a dry location. Product has a shelf life of 24 months.

#### Other Guidelines

No information available

## 8. Exposure Controls/Personal Protection

### Control parameters - exposure standards, biological monitoring

#### Exposure Limits

Substances	CAS Number	Australia NOHSC	ACGIH TLV-TWA
Contains no hazardous substances in concentrations above cut-off values according to the competent authority	NA	Not applicable	Not applicable

### Appropriate engineering controls

#### Engineering Controls

Ensure adequate ventilation, especially in confined areas

### Personal protective equipment (PPE)

#### Personal Protective Equipment

If engineering controls and work practices cannot prevent excessive exposures, the selection and proper use of personal protective equipment should be determined by an industrial hygienist or other qualified professional based on the specific application of this product.

#### Respiratory Protection

If engineering controls and work practices cannot keep exposure below occupational exposure limits or if exposure is unknown, wear a NIOSH certified, European Standard EN 149, AS/NZS 1715:2009, or equivalent respirator when using this product. Selection of and instruction on using all personal protective equipment, including respirators, should be performed by an Industrial Hygienist or other qualified professional.  
Dust/mist respirator. (N95, P2/P3)

#### Hand Protection

Use gloves which are suitable for the chemicals present in this product as well as other environmental factors in the workplace.

#### Skin Protection

Wear protective clothing appropriate for the work environment.

#### Eye Protection

Wear safety glasses or goggles to protect against exposure.

#### Other Precautions

None known.

#### Environmental Exposure Controls

No information available



## 9. Physical and Chemical Properties

### 9.1. Information on basic physical and chemical properties

**Physical State:** Powder  
**Odor:** Odorless

**Color** White  
**Odor Threshold:** No information available

Property

Values

Remarks/ - Method

**pH:**

6 - 8

**Freezing Point / Range**

(1 % solution)

**Melting Point / Range**

No data available

**Pour Point / Range**

No data available

**Boiling Point / Range**

No data available

**Flash Point**

No data available

**Evaporation rate**

> 100 °C / > 212 °F (Closed cup)

**Vapor Pressure**

No data available

**Vapor Density**

No data available

**Specific Gravity**

No data available

**Water Solubility**

1.02

**Solubility in other solvents**

Soluble in water

**Partition coefficient: n-octanol/water**

No data available

**Autoignition Temperature**

No data available

**Decomposition Temperature**

No data available

**Viscosity**

No data available

**Explosive Properties**

No information available

**Oxidizing Properties**

No information available

### 9.2. Other information

**VOC Content (%)**

No data available

**Bulk Density**

0.45 - 0.7 g/cm3

## 10. Stability and Reactivity

### 10.1. Reactivity

May form combustible dust concentrations in air.

### 10.2. Chemical stability

Stable

### 10.3. Possibility of hazardous reactions

Will Not Occur

### 10.4. Conditions to avoid

Keep away from heat, sparks and flame.

### 10.5. Incompatible materials

Strong oxidizers.

### 10.6. Hazardous decomposition products

Oxides of nitrogen. Carbon oxides. Hydrogen cyanide.

## 11. Toxicological Information

### Information on routes of exposure

**Principle Route of Exposure** Eye or skin contact, inhalation. Ingestion.

### Symptoms related to exposure

**Most Important Symptoms/Effects**

No significant hazards expected.

### Toxicology data for the components

Substances	CAS Number	LD50 Oral	LD50 Dermal	LC50 Inhalation
------------	------------	-----------	-------------	-----------------

Contains no hazardous substances in concentrations above cut-off values according to the competent authority	NA	No data available	No data available	No data available
--	----	-------------------	-------------------	-------------------

**Immediate, delayed and chronic health effects from exposure**

<b>Inhalation</b>	May cause mild respiratory irritation.
<b>Eye Contact</b>	May cause mechanical irritation to eye.
<b>Skin Contact</b>	May cause mild skin irritation.
<b>Ingestion</b>	May cause abdominal pain, vomiting, nausea, and diarrhea.

**Chronic Effects/Carcinogenicity** No data available to indicate product or components present at greater than 0.1% are chronic health hazards.

**Exposure Levels**

No data available

**Interactive effects**

No data available

**Data limitations**

No data available

## 12. Ecological Information

**Ecotoxicity****Substance Ecotoxicity Data**

Substances	CAS Number	Toxicity to Algae	Toxicity to Fish	Toxicity to Microorganisms	Toxicity to Invertebrates
Contains no hazardous substances in concentrations above cut-off values according to the competent authority	NA	No information available	No information available	No information available	No information available

**12.2. Persistence and degradability**

Substances	CAS Number	Persistence and Degradability
Contains no hazardous substances in concentrations above cut-off values according to the competent authority	NA	No information available

**12.3. Bioaccumulative potential**

Substances	CAS Number	Bioaccumulation
Contains no hazardous substances in concentrations above cut-off values according to	NA	No information available

the competent authority		
-------------------------	--	--

**12.4. Mobility in soil**

Substances	CAS Number	Mobility
Contains no hazardous substances in concentrations above cut-off values according to the competent authority	NA	No information available

**12.6. Other adverse effects****Endocrine Disruptor Information**

This product does not contain any known or suspected endocrine disruptors

<b>13. Disposal Considerations</b>
------------------------------------

**Safe handling and disposal methods**

Follow all applicable community, national or regional regulations regarding waste management methods.

**Disposal of any contaminated packaging**

Follow all applicable national or local regulations.

**Environmental regulations**

Not applicable

<b>14. Transport Information</b>
----------------------------------

**Transportation Information****Australia ADG**

UN Number	Not restricted
UN proper shipping name:	Not restricted
Transport Hazard Class(es):	Not applicable
Packing Group:	Not applicable
Environmental Hazards:	Not applicable

**IMDG/IMO**

UN Number	Not restricted
UN proper shipping name:	Not restricted
Transport Hazard Class(es):	Not applicable
Packing Group:	Not applicable
Environmental Hazards:	Not applicable

**IATA/ICAO**

UN Number	Not restricted
UN proper shipping name:	Not restricted
Transport Hazard Class(es):	Not applicable
Packing Group:	Not applicable
Environmental Hazards:	Not applicable

**Special precautions during transport**

None

**HazChem Code**

None Allocated

<b>15. Regulatory Information</b>
-----------------------------------

**Safety, health and environmental regulations specific for the product****International Inventories****Australian AICS Inventory**

All components are listed on the AICS or are subject to a relevant exemption, permit, or

<b>New Zealand Inventory of Chemicals</b>	assessment certificate.
<b>US TSCA Inventory</b>	All components are listed on the NZIoC or are subject to a relevant exemption, permit, or assessment certificate.
<b>Canadian Domestic Substances List (DSL)</b>	All components listed on inventory or are exempt.
	All components listed on inventory or are exempt.

**Poisons Schedule number**

None Allocated

**International Agreements****Montreal Protocol - Ozone Depleting Substances:**

Does not apply.

**Stockholm Convention - Persistent Organic Pollutants:**

Does not apply

**Rotterdam Convention - Prior Informed Consent:**

Does not apply.

**Basel Convention - Hazardous Waste:**

Does not apply.

**16. Other information****Date of preparation or review****Revision Date:**

09-Apr-2019

**Revision Note**

Initial Release

**Full text of H-Statements referred to under sections 2 and 3**

None

**Additional information**

For additional information on the use of this product, contact your local Halliburton representative.

For questions about the Safety Data Sheet for this or other Halliburton products, contact Chemical Stewardship at 1-580-251-4335.

**Key abbreviations or acronyms used**

bw – body weight

CAS – Chemical Abstracts Service

EC50 – Effective Concentration 50%

LC50 – Lethal Concentration 50%

LD50 – Lethal Dose 50%

LL50 – Lethal Loading 50%

mg/kg – milligram/kilogram

mg/L – milligram/liter

NOEC – No Observed Effect Concentration

OEL – Occupational Exposure Limit

PBT – Persistent Bioaccumulative and Toxic

ppm – parts per million

STEL – Short Term Exposure Limit

TWA – Time-Weighted Average

vPvB – very Persistent and very Bioaccumulative

h - hour

mg/m<sup>3</sup> - milligram/cubic meter

mm - millimeter

mmHg - millimeter mercury

w/w - weight/weight

d - day

**Key literature references and sources for data**[www.ChemADVISOR.com/](http://www.ChemADVISOR.com/)**Disclaimer Statement**

This information is furnished without warranty, expressed or implied, as to accuracy or completeness. The information is obtained from various sources including the manufacturer and other third party sources. The information may not be valid under all conditions nor if this material is used in combination with other materials or in any process. Final determination of suitability of any material is the sole responsibility of the user.

**End of Safety Data Sheet**

**SAFETY DATA SHEET****DCA-25003**

Revision Date: 30-Sep-2015

Revision Number: 13

**1. Product Identifier & Identity for the Chemical**

**Statement of Hazardous Nature** Non-Hazardous according to the criteria of the 3rd Revised Edition of the Globally Harmonised System of Classification and Labelling of Chemicals (GHS), Non-Dangerous Goods according to the criteria of ADG.

**1.1. Product Identifier**

**Product Name** DCA-25003

**Other means of Identification**

**Synonyms:** None  
**Product Code:** HM007670

**Recommended use of the chemical and restrictions on use**

**Recommended Use** Gelling Agent  
**Uses Advised Against** No information available

**Supplier's name, address and phone number**

**Manufacturer/Supplier** Halliburton Australia Pty. Ltd.  
15 Marriott Road  
Jandakot  
WA 6164  
Australia  
  
ACN Number: 009 000 775  
Telephone Number: + 61 1 800 686 951  
Fax Number: 61 (08) 9455 5300  
**E-Mail address:** fdunexchem@halliburton.com

**Emergency phone number**

+ 61 1 800 686 951

**Australian Poisons Information Centre**

24 Hour Service: - 13 11 26  
Police or Fire Brigade: - 000 (exchange): - 1100

**2. Hazard Identification**

**Statement of Hazardous Nature** Non-Hazardous according to the criteria of the 3rd Revised Edition of the Globally Harmonised System of Classification and Labelling of Chemicals (GHS), Non-Dangerous Goods according to the criteria of ADG.

**Classification of the hazardous chemical**

Not classified

**Label elements, including precautionary statements****Hazard Pictograms**

**Signal Word** Not Hazardous

**Hazard Statements** Not Classified

**Precautionary Statements**

**Prevention** None

**Response** None

**Storage** None

**Disposal** None

**Contains Substances**

Contains no hazardous substances in concentrations above cut-off values according to the competent authority

**CAS Number**

NA

**Other hazards which do not result in classification**

Dust can form an explosive mixture in air

This mixture contains no substance considered to be persistent, bioaccumulating nor toxic (PBT).

This mixture contains no substance considered to be very persistent nor very bioaccumulating (vPvB).

**Australia Classification**

For the full text of the H-phrases mentioned in this Section, see Section 16

**Classification** Not Classified

**Risk Phrases** None

### 3. Composition/information on Ingredients

Substances	CAS Number	PERCENT (w/w)	GHS Classification - Australia
Contains no hazardous substances in concentrations above cut-off values according to the competent authority	NA	60 - 100%	Not Applicable

### 4. First aid measures

**Description of necessary first aid measures**

**Inhalation** If inhaled, remove from area to fresh air. Get medical attention if respiratory irritation develops or if breathing becomes difficult.

**Eyes** In case of contact, immediately flush eyes with plenty of water for at least 15 minutes and get medical attention if irritation persists.

**Skin** Wash with soap and water.

**Ingestion** Under normal conditions, first aid procedures are not required.

**Symptoms caused by exposure**

No significant hazards expected.

**Medical Attention and Special Treatment**

**Notes to Physician** Treat symptomatically

### 5. Fire Fighting Measures

**Suitable extinguishing equipment**

**Suitable Extinguishing Media**

Water fog, carbon dioxide, foam, dry chemical.

**Extinguishing media which must not be used for safety reasons**

None known.

### **Specific hazards arising from the chemical**

#### **Special Exposure Hazards**

Organic dust in the presence of an ignition source can be explosive in high concentrations. Good housekeeping practices are required to minimize this potential.

#### **Special protective equipment and precautions for fire fighters**

#### **Special Protective Equipment for Fire-Fighters**

Full protective clothing and approved self-contained breathing apparatus required for fire fighting personnel.

## **6. Accidental release measures**

### **6.1. Personal precautions, protective equipment and emergency procedures**

Use appropriate protective equipment. Avoid creating and breathing dust. Ensure adequate ventilation. Avoid contact with skin, eyes and clothing.

### **6.2. Environmental precautions**

Prevent from entering sewers, waterways, or low areas.

### **6.3. Methods and material for containment and cleaning up**

Scoop up and remove.

## **7. Handling and storage**

### **7.1. Precautions for Safe Handling**

#### **Handling Precautions**

Avoid creating or inhaling dust. Avoid contact with eyes, skin, or clothing. Ensure adequate ventilation. Wash hands after use. Launder contaminated clothing before reuse. Use appropriate protective equipment.

#### **Hygiene Measures**

Handle in accordance with good industrial hygiene and safety practice.

### **7.2. Conditions for safe storage, including any incompatibilities**

#### **Storage Information**

Store away from oxidizers. Store in a cool, dry location. Product has a shelf life of 24 months.

#### **Other Guidelines**

No information available

## **8. Exposure Controls/Personal Protection**

### **Control parameters - exposure standards, biological monitoring**

#### **Exposure Limits**

<b>Substances</b>	<b>CAS Number</b>	<b>Australia NOHSC</b>	<b>ACGIH TLV-TWA</b>
Contains no hazardous substances in concentrations above cut-off values according to the competent authority	NA	Not applicable	Not applicable

### **Appropriate engineering controls**

#### **Engineering Controls**

Use in a well ventilated area.

### **Personal protective equipment (PPE)**

#### **Respiratory Protection**

If engineering controls and work practices cannot keep exposure below occupational exposure limits or if exposure is unknown, wear a NIOSH certified, European Standard EN 149, AS/NZS 1715:2009, or equivalent respirator when using this product. Selection of and instruction on using all personal protective equipment, including respirators, should be performed by an Industrial Hygienist or other qualified professional.

Dust/mist respirator. (N95, P2/P3)

#### **Hand Protection**

Normal work gloves.

#### **Skin Protection**

Normal work coveralls.

#### **Eye Protection**

Wear safety glasses or goggles to protect against exposure.



<b>Other Precautions</b>	None known.
<b>Environmental Exposure Controls</b>	Do not allow material to contaminate ground water system

## 9. Physical and Chemical Properties

### 9.1. Information on basic physical and chemical properties

<b>Physical State:</b>	Solid	<b>Color:</b>	White to light straw
<b>Odor:</b>	Bean	<b>Odor Threshold:</b>	No information available

<u>Property</u> <u>Remarks/ - Method</u>	<u>Values</u>
<b>pH:</b>	10.1
<b>Freezing Point/Range</b>	No data available
<b>Melting Point/Range</b>	No data available
<b>Boiling Point/Range</b>	No data available
<b>Flash Point</b>	No data available
<b>Evaporation rate</b>	No data available
<b>Vapor Pressure</b>	No data available
<b>Vapor Density</b>	No data available
<b>Specific Gravity</b>	1.3
<b>Water Solubility</b>	Hydrolyzes
<b>Solubility in other solvents</b>	No data available
<b>Partition coefficient: n-octanol/water</b>	No data available
<b>Autoignition Temperature</b>	510 °C / 950 °F
<b>Decomposition Temperature</b>	No data available
<b>Viscosity</b>	No data available
<b>Explosive Properties</b>	No information available
<b>Oxidizing Properties</b>	No information available

### 9.2. Other information

<b>VOC Content (%)</b>	No data available
------------------------	-------------------

## 10. Stability and Reactivity

### 10.1. Reactivity

Not expected to be reactive.

### 10.2. Chemical Stability

Stable

### 10.3. Possibility of Hazardous Reactions

Will Not Occur

### 10.4. Conditions to Avoid

None anticipated

### 10.5. Incompatible Materials

Strong oxidizers.

### 10.6. Hazardous Decomposition Products

Carbon monoxide and carbon dioxide.

## 11. Toxicological Information

### Information on routes of exposure

<b>Principle Route of Exposure</b>	Eye or skin contact, inhalation.
------------------------------------	----------------------------------

### Symptoms related to exposure

### Most Important Symptoms/Effects

No significant hazards expected.

### Numerical measures of toxicity

### Toxicology data for the components

Substances	CAS Number	LD50 Oral	LD50 Dermal	LC50 Inhalation
Contains no hazardous substances in concentrations above cut-off values according to the competent authority	NA	No data available	No data available	No data available

**Immediate, delayed and chronic health effects from exposure**

<b>Inhalation</b>	May cause mild respiratory irritation.
<b>Eye Contact</b>	May cause mild eye irritation.
<b>Skin Contact</b>	May cause mild skin irritation.
<b>Ingestion</b>	None known.

**Chronic Effects/Carcinogenicity** No data available to indicate product or components present at greater than 0.1% are chronic health hazards.

**Exposure Levels**

No data available

**Interactive effects**

None known.

**Data limitations**

No data available

## 12. Ecological Information

**Ecotoxicity****Product Ecotoxicity Data**

No data available

**Substance Ecotoxicity Data**

Substances	CAS Number	Toxicity to Algae	Toxicity to Fish	Toxicity to Microorganisms	Toxicity to Invertebrates
Contains no hazardous substances in concentrations above cut-off values according to the competent authority	NA	No information available	No information available	No information available	No information available

**12.2. Persistence and degradability**

Substances	CAS Number	Persistence and Degradability
Contains no hazardous substances in concentrations above cut-off values according to the competent authority	NA	No information available

**12.3. Bioaccumulative potential**

Substances	CAS Number	Log Pow
Contains no hazardous substances in concentrations above cut-off values according to the competent authority	NA	No information available

**12.4. Mobility in soil**

Substances	CAS Number	Mobility
Contains no hazardous substances in concentrations above cut-off values according to the competent authority	NA	No information available

**12.6. Other adverse effects****Endocrine Disruptor Information**

This product does not contain any known or suspected endocrine disruptors

<b>13. Disposal Considerations</b>
------------------------------------

**Safe handling and disposal methods**

Follow all applicable community, national or regional regulations regarding waste management methods.

**Disposal of any contaminated packaging**

Follow all applicable national or local regulations.

**Environmental regulations**

Not applicable

<b>14. Transport Information</b>
----------------------------------

**Transportation Information**

<b>UN Number:</b>	Not restricted
<b>UN Proper Shipping Name:</b>	Not restricted
<b>Transport Hazard Class(es):</b>	Not applicable
<b>Packing Group:</b>	Not applicable
<b>Environmental Hazards:</b>	Not applicable

**Special precautions during transport**

None

**HazChem Code**

None Allocated

<b>15. Regulatory Information</b>
-----------------------------------

**Safety, health and environmental regulations specific for the product****International Inventories**

<b>Australian AICS Inventory</b>	All components listed on inventory or are exempt.
<b>New Zealand Inventory of Chemicals</b>	All components listed on inventory or are exempt.
<b>EINECS Inventory</b>	This product, and all its components, complies with EINECS
<b>US TSCA Inventory</b>	All components listed on inventory or are exempt.
<b>Canadian DSL Inventory</b>	All components listed on inventory or are exempt.

**Poisons Schedule number**

None Allocated

<b>16. Other information</b>
------------------------------

**Date of preparation or review****Revision Date:** 30-Sep-2015**Revision Note**

SDS sections updated: 2

**Full text of R-phrases referred to under Sections 2 and 3**

None

**Full text of H-Statements referred to under sections 2 and 3**

None

**Additional information**

For additional information on the use of this product, contact your local Halliburton representative.

For questions about the Safety Data Sheet for this or other Halliburton products, contact Chemical Stewardship at 1-580-251-4335.

**Key abbreviations or acronyms used**

bw – body weight CAS – Chemical Abstracts Service EC50 – Effective Concentration 50% LC50 – Lethal Concentration 50% LD50 – Lethal Dose 50% LL50 – Lethal Loading 50% mg/kg – milligram/kilogram mg/L – milligram/liter NOEC – No Observed Effect Concentration OEL – Occupational Exposure Limit PBT – Persistent Bioaccumulative and Toxic ppm – parts per million STEL – Short Term Exposure Limit TWA – Time-Weighted Average vPvB – very Persistent and very Bioaccumulative h - hour mg/m<sup>3</sup> - milligram/cubic meter mm - millimeter mmHg - millimeter mercury w/w - weight/weight d - day

**Key literature references and sources for data**

[www.ChemADVISOR.com/](http://www.ChemADVISOR.com/)

**Disclaimer Statement**

This information is furnished without warranty, expressed or implied, as to accuracy or completeness. The information is obtained from various sources including the manufacturer and other third party sources. The information may not be valid under all conditions nor if this material is used in combination with other materials or in any process. Final determination of suitability of any material is the sole responsibility of the user.

**End of Safety Data Sheet**

**SAFETY DATA SHEET****DCA-25005**

Revision Date: 30-Sep-2015

Revision Number: 10

**1. Product Identifier & Identity for the Chemical**

**Statement of Hazardous Nature** Non-Hazardous according to the criteria of the 3rd Revised Edition of the Globally Harmonised System of Classification and Labelling of Chemicals (GHS), Non-Dangerous Goods according to the criteria of ADG.

**1.1. Product Identifier**

**Product Name** DCA-25005

**Other means of Identification**

**Synonyms:** None  
**Product Code:** HM007672

**Recommended use of the chemical and restrictions on use**

**Recommended Use** Gelling Agent  
**Uses Advised Against** No information available

**Supplier's name, address and phone number**

**Manufacturer/Supplier** Halliburton Australia Pty. Ltd.  
15 Marriott Road  
Jandakot  
WA 6164  
Australia  
  
ACN Number: 009 000 775  
Telephone Number: + 61 1 800 686 951  
Fax Number: 61 (08) 9455 5300  
**E-Mail address:** fdunexchem@halliburton.com

**Emergency phone number**

+ 61 1 800 686 951

**Australian Poisons Information Centre**

24 Hour Service: - 13 11 26  
Police or Fire Brigade: - 000 (exchange): - 1100

**2. Hazard Identification**

**Statement of Hazardous Nature** Non-Hazardous according to the criteria of the 3rd Revised Edition of the Globally Harmonised System of Classification and Labelling of Chemicals (GHS), Non-Dangerous Goods according to the criteria of ADG.

**Classification of the hazardous chemical**

Not classified

**Label elements, including precautionary statements****Hazard Pictograms**

**Signal Word** Not Hazardous

**Hazard Statements** Not Classified

**Precautionary Statements**

**Prevention** None

**Response** None

**Storage** None

**Disposal** None

**Contains**

**Substances**

Contains no hazardous substances in concentrations above cut-off values according to the competent authority

**CAS Number**

NA

**Other hazards which do not result in classification**

This substance is not considered to be persistent, bioaccumulating nor toxic (PBT).

This substance is not considered to be very persistent nor very bioaccumulating (vPvB).

**Australia Classification**

*For the full text of the H-phrases mentioned in this Section, see Section 16*

**Classification** Not Classified

**Risk Phrases** None

### 3. Composition/information on Ingredients

Substances	CAS Number	PERCENT (w/w)	GHS Classification - Australia
Contains no hazardous substances in concentrations above cut-off values according to the competent authority	NA	60 - 100%	Not Applicable

### 4. First aid measures

**Description of necessary first aid measures**

**Inhalation** If inhaled, remove from area to fresh air. Get medical attention if respiratory irritation develops or if breathing becomes difficult.

**Eyes** In case of contact, immediately flush eyes with plenty of water for at least 15 minutes and get medical attention if irritation persists.

**Skin** Wash with soap and water. Get medical attention if irritation persists.

**Ingestion** Under normal conditions, first aid procedures are not required.

**Symptoms caused by exposure**

No significant hazards expected.

**Medical Attention and Special Treatment**

**Notes to Physician** Treat symptomatically

### 5. Fire Fighting Measures

**Suitable extinguishing equipment**

**Suitable Extinguishing Media**

Water fog, carbon dioxide, foam, dry chemical.

**Extinguishing media which must not be used for safety reasons**

None known.

**Specific hazards arising from the chemical****Special Exposure Hazards**

Decomposition in fire may produce harmful gases. Organic dust in the presence of an ignition source can be explosive in high concentrations. Good housekeeping practices are required to minimize this potential.

**Special protective equipment and precautions for fire fighters****Special Protective Equipment for Fire-Fighters**

Full protective clothing and approved self-contained breathing apparatus required for fire fighting personnel.

<b>6. Accidental release measures</b>
---------------------------------------

**6.1. Personal precautions, protective equipment and emergency procedures**

Use appropriate protective equipment. Avoid creating and breathing dust. Avoid contact with skin, eyes and clothing. Ensure adequate ventilation.

**6.2. Environmental precautions**

Prevent from entering sewers, waterways, or low areas.

**6.3. Methods and material for containment and cleaning up**

Scoop up and remove.

<b>7. Handling and storage</b>
--------------------------------

**7.1. Precautions for Safe Handling****Handling Precautions**

Avoid contact with eyes, skin, or clothing. Avoid creating or inhaling dust. Ensure adequate ventilation. Wash hands after use. Launder contaminated clothing before reuse. Use appropriate protective equipment.

**Hygiene Measures**

Handle in accordance with good industrial hygiene and safety practice.

**7.2. Conditions for safe storage, including any incompatibilities****Storage Information**

Store away from oxidizers. Store in a cool, dry location. Product has a shelf life of 24 months.

**Other Guidelines**

No information available

<b>8. Exposure Controls/Personal Protection</b>
---

**Control parameters - exposure standards, biological monitoring****Exposure Limits**

Substances	CAS Number	Australia NOHSC	ACGIH TLV-TWA
Contains no hazardous substances in concentrations above cut-off values according to the competent authority	NA	Not applicable	Not applicable

**Appropriate engineering controls****Engineering Controls**

Use in a well ventilated area.

**Personal protective equipment (PPE)****Respiratory Protection**

Not normally needed. But if significant exposures are possible then the following respirator is recommended:

Dust/mist respirator. (N95, P2/P3)

**Hand Protection**

Normal work gloves.

**Skin Protection**

Normal work coveralls.

**Eye Protection**

Wear safety glasses or goggles to protect against exposure.

**Other Precautions**

None known.

**Environmental Exposure Controls**

Do not allow material to contaminate ground water system

## 9. Physical and Chemical Properties

### 9.1. Information on basic physical and chemical properties

**Physical State:** Solid  
**Odor:** Bean

**Color:** Off white  
**Odor Threshold:** No information available

Property

Remarks/ - Method

Values

**pH:**

6.5-7.5

**Freezing Point/Range**

No data available

**Melting Point/Range**

No data available

**Boiling Point/Range**

No data available

**Flash Point**

> 93 °C / > 200 °F Cleveland Open Cup (COC)

**Evaporation rate**

No data available

**Vapor Pressure**

No data available

**Vapor Density**

No data available

**Specific Gravity**

1.42 - 1.47

**Water Solubility**

Soluble in water

**Solubility in other solvents**

No data available

**Partition coefficient: n-octanol/water**

No data available

**Autoignition Temperature**

No data available

**Decomposition Temperature**

No data available

**Viscosity**

No data available

**Explosive Properties**

No information available

**Oxidizing Properties**

No information available

### 9.2. Other information

**VOC Content (%)**

No data available

## 10. Stability and Reactivity

### 10.1. Reactivity

Not expected to be reactive.

### 10.2. Chemical Stability

Stable

### 10.3. Possibility of Hazardous Reactions

Will Not Occur

### 10.4. Conditions to Avoid

None anticipated

### 10.5. Incompatible Materials

Strong oxidizers.

### 10.6. Hazardous Decomposition Products

Carbon monoxide and carbon dioxide.

## 11. Toxicological Information

### Information on routes of exposure

**Principle Route of Exposure** Eye or skin contact, inhalation.

### Symptoms related to exposure

### Most Important Symptoms/Effects

No significant hazards expected.

### Numerical measures of toxicity

### Toxicology data for the components

Substances	CAS Number	LD50 Oral	LD50 Dermal	LC50 Inhalation
Contains no hazardous substances in concentrations above	NA	No data available	No data available	No data available



cut-off values according to the competent authority				
---	--	--	--	--

**Immediate, delayed and chronic health effects from exposure**

<b>Inhalation</b>	May cause mild respiratory irritation.
<b>Eye Contact</b>	May cause mild eye irritation.
<b>Skin Contact</b>	None known.
<b>Ingestion</b>	None known.

**Chronic Effects/Carcinogenicity** No data available to indicate product or components present at greater than 0.1% are chronic health hazards.

**Exposure Levels**

No data available

**Interactive effects**

None known.

**Data limitations**

No data available

## 12. Ecological Information

**Ecotoxicity****Product Ecotoxicity Data**

No data available

**Substance Ecotoxicity Data**

Substances	CAS Number	Toxicity to Algae	Toxicity to Fish	Toxicity to Microorganisms	Toxicity to Invertebrates
Contains no hazardous substances in concentrations above cut-off values according to the competent authority	NA	No information available	No information available	No information available	No information available

**12.2. Persistence and degradability**

Substances	CAS Number	Persistence and Degradability
Contains no hazardous substances in concentrations above cut-off values according to the competent authority	NA	No information available

**12.3. Bioaccumulative potential**

Substances	CAS Number	Log Pow
Contains no hazardous substances in concentrations above cut-off values according to the competent authority	NA	No information available

**12.4. Mobility in soil**

Substances	CAS Number	Mobility
Contains no hazardous substances in concentrations above cut-off values according to the competent authority	NA	No information available

**12.6. Other adverse effects****Endocrine Disruptor Information**

This product does not contain any known or suspected endocrine disruptors

**13. Disposal Considerations****Safe handling and disposal methods**

Bury in a licensed landfill according to federal, state, and local regulations.

**Disposal of any contaminated packaging**

Follow all applicable national or local regulations.

**Environmental regulations**

Not applicable

**14. Transport Information****Transportation Information**

UN Number:	Not restricted
UN Proper Shipping Name:	Not restricted
Transport Hazard Class(es):	Not applicable
Packing Group:	Not applicable
Environmental Hazards:	Not applicable

**Special precautions during transport**

None

**HazChem Code**

None Allocated

**15. Regulatory Information****Safety, health and environmental regulations specific for the product****International Inventories****Australian AICS Inventory**

All components listed on inventory or are exempt.

**New Zealand Inventory of Chemicals**

All components listed on inventory or are exempt.

**EINECS Inventory**

This product, and all its components, complies with EINECS

**US TSCA Inventory**

All components listed on inventory or are exempt.

**Canadian DSL Inventory**

All components listed on inventory or are exempt.

**Poisons Schedule number**

None Allocated

**16. Other information****Date of preparation or review**

Revision Date:

30-Sep-2015

Revision Note

SDS sections updated: 2

**Full text of R-phrases referred to under Sections 2 and 3**

None

**Full text of H-Statements referred to under sections 2 and 3**

None

**Additional information**

For additional information on the use of this product, contact your local Halliburton representative.

For questions about the Safety Data Sheet for this or other Halliburton products, contact Chemical Stewardship at 1-580-251-4335.

**Key abbreviations or acronyms used**

bw – body weight CAS – Chemical Abstracts Service EC50 – Effective Concentration 50% LC50 – Lethal Concentration 50% LD50 – Lethal Dose 50% LL50 – Lethal Loading 50% mg/kg – milligram/kilogram mg/L – milligram/liter NOEC – No Observed Effect Concentration OEL – Occupational Exposure Limit PBT – Persistent Bioaccumulative and Toxic ppm – parts per million STEL – Short Term Exposure Limit TWA – Time-Weighted Average vPvB – very Persistent and very Bioaccumulative h - hour mg/m<sup>3</sup> - milligram/cubic meter mm - millimeter mmHg - millimeter mercury w/w - weight/weight d - day

**Key literature references and sources for data**

[www.ChemADVISOR.com/](http://www.ChemADVISOR.com/)

**Disclaimer Statement**

This information is furnished without warranty, expressed or implied, as to accuracy or completeness. The information is obtained from various sources including the manufacturer and other third party sources. The information may not be valid under all conditions nor if this material is used in combination with other materials or in any process. Final determination of suitability of any material is the sole responsibility of the user.

**End of Safety Data Sheet**

**SAFETY DATA SHEET****DCA-30001**

Revision Date: 05-Jul-2016

Revision Number: 11

**1. Product Identifier & Identity for the Chemical**

**Statement of Hazardous Nature** Non-Hazardous according to the criteria of the 3rd Revised Edition of the Globally Harmonised System of Classification and Labelling of Chemicals (GHS), Non-Dangerous Goods according to the criteria of ADG.

**1.1. Product Identifier**

**Product Name** DCA-30001

**Other means of Identification**

**Synonyms** None  
**Hazardous Material Number:** HM007676

**Recommended use of the chemical and restrictions on use**

**Recommended Use** Scale Inhibitor  
**Uses advised against** No information available

**Supplier's name, address and phone number**

**Manufacturer/Supplier** Halliburton/Baroid Australia Pty. Ltd.  
15 Marriott Road  
Jandakot  
WA 6164  
Australia

ACN Number: 009 000 775  
Telephone Number: 61 (08) 9455 8300  
Fax Number: 61 (08) 9455 5300

**Product Emergency Telephone**

Australia: + 61 1 800 686 951  
Papua New Guinea: + 61 1 800 686 951  
NewZealand: +64 800 451719

**Fire, Police & Ambulance - Emergency Telephone**

Australia: 000  
Papua New Guinea: 000  
New Zealand: 111

**E-mail Address** fdunexchem@halliburton.com

**Emergency phone number**

+ 61 1 800 686 951

**Australian Poisons Information Centre**

24 Hour Service: - 13 11 26  
Police or Fire Brigade: - 000 (exchange): - 1100

**2. Hazard Identification**

**Statement of Hazardous Nature** Non-Hazardous according to the criteria of the 3rd Revised Edition of the Globally Harmonised System of Classification and Labelling of Chemicals (GHS), Non-Dangerous Goods according to the criteria of ADG.

**Classification of the hazardous chemical**

Not classified

**Label elements, including precautionary statements****Hazard pictograms****Signal Word** Not Hazardous**Hazard Statements:** Not Classified**Precautionary Statements**

**Prevention** None  
**Response** None  
**Storage** None  
**Disposal** None

**Contains****Substances**

Contains no hazardous substances in concentrations above cut-off values according to the competent authority

**CAS Number**

NA

**Other hazards which do not result in classification**

This mixture contains no substance considered to be persistent, bioaccumulating nor toxic (PBT).

This mixture contains no substance considered to be very persistent nor very bioaccumulating (vPvB).

*For the full text of the H-phrases mentioned in this Section, see Section 16***3. Composition/information on Ingredients**

Substances	CAS Number	PERCENT (w/w)	GHS Classification - Australia
Contains no hazardous substances in concentrations above cut-off values according to the competent authority	NA	60 - 100%	Not Applicable

**4. First aid measures****Description of necessary first aid measures**

**Inhalation** If inhaled, remove from area to fresh air. Get medical attention if respiratory irritation develops or if breathing becomes difficult.

**Eyes** In case of contact, immediately flush eyes with plenty of water for at least 15 minutes and get medical attention if irritation persists.

**Skin** Wash with soap and water. Get medical attention if irritation persists.

**Ingestion** Do NOT induce vomiting. Give nothing by mouth. Obtain immediate medical attention.

**Symptoms caused by exposure**

No significant hazards expected.

**Medical Attention and Special Treatment**

**Notes to Physician** Treat symptomatically

**5. Fire Fighting Measures**

**Suitable extinguishing equipment****Suitable Extinguishing Media**

All standard fire fighting media

**Extinguishing media which must not be used for safety reasons**

None known.

**Specific hazards arising from the chemical****Special exposure hazards in a fire**

Not applicable

**Special protective equipment and precautions for fire fighters****Special protective equipment for firefighters**

Full protective clothing and approved self-contained breathing apparatus required for fire fighting personnel.

<b>6. Accidental release measures</b>
---------------------------------------

**6.1. Personal precautions, protective equipment and emergency procedures**

Use appropriate protective equipment. Avoid contact with skin, eyes and clothing. Avoid breathing vapors. Ensure adequate ventilation.

**6.2. Environmental precautions**

Prevent from entering sewers, waterways, or low areas.

**6.3. Methods and material for containment and cleaning up**

Isolate spill and stop leak where safe. Contain spill with sand or other inert materials. Scoop up and remove.

<b>7. Handling and storage</b>
--------------------------------

**7.1. Precautions for safe handling****Handling Precautions**

Avoid contact with eyes, skin, or clothing. Avoid breathing mist. Avoid breathing vapors. Ensure adequate ventilation. Wash hands after use. Launder contaminated clothing before reuse. Use appropriate protective equipment.

**Hygiene Measures**

Handle in accordance with good industrial hygiene and safety practice.

**7.2. Conditions for safe storage, including any incompatibilities****Storage Information**

Store away from oxidizers. Product has a shelf life of 12 months.

**Other Guidelines**

No information available

<b>8. Exposure Controls/Personal Protection</b>
---

**Control parameters - exposure standards, biological monitoring****Exposure Limits**

Substances	CAS Number	Australia NOHSC	ACGIH TLV-TWA
Contains no hazardous substances in concentrations above cut-off values according to the competent authority	NA	Not applicable	Not applicable

**Appropriate engineering controls****Engineering Controls**

Use in a well ventilated area.

**Personal protective equipment (PPE)****Personal Protective Equipment**

If engineering controls and work practices cannot prevent excessive exposures, the selection and proper use of personal protective equipment should be determined by an industrial hygienist or other qualified professional based on the specific application of this product.

**Respiratory Protection**

If engineering controls and work practices cannot keep exposure below occupational exposure limits or if exposure is unknown, wear a NIOSH certified, European Standard EN

149, AS/NZS 1715:2009, or equivalent respirator when using this product. Selection of and instruction on using all personal protective equipment, including respirators, should be performed by an Industrial Hygienist or other qualified professional.

<b>Hand Protection</b>	Butyl rubber gloves.
<b>Skin Protection</b>	Normal work coveralls.
<b>Eye Protection</b>	Chemical goggles; also wear a face shield if splashing hazard exists.
<b>Other Precautions</b>	None known.
<b>Environmental Exposure Controls</b>	Do not allow material to contaminate ground water system

## 9. Physical and Chemical Properties

### 9.1. Information on basic physical and chemical properties

<b>Physical State:</b>	Liquid	<b>Color</b>	Clear to slightly hazy amber
<b>Odor:</b>	Mild	<b>Odor Threshold:</b>	No information available

<u>Property</u>	<u>Values</u>
<u>Remarks/ - Method</u>	
<b>pH:</b>	6.49 - 7.49
<b>Freezing Point / Range</b>	-1.1 °C
<b>Melting Point / Range</b>	No data available
<b>Boiling Point / Range</b>	100 °C
<b>Flash Point</b>	> 95 °C / PMCC
<b>Evaporation rate</b>	< 1
<b>Vapor Pressure</b>	18 mmHg
<b>Vapor Density</b>	> 1
<b>Specific Gravity</b>	1.24
<b>Water Solubility</b>	Soluble in water
<b>Solubility in other solvents</b>	No data available
<b>Partition coefficient: n-octanol/water</b>	1.2
<b>Autoignition Temperature</b>	No data available
<b>Decomposition Temperature</b>	No data available
<b>Viscosity</b>	No data available
<b>Explosive Properties</b>	No information available
<b>Oxidizing Properties</b>	No information available

### 9.2. Other information

<b>VOC Content (%)</b>	No data available
------------------------	-------------------

## 10. Stability and Reactivity

### 10.1. Reactivity

Not expected to be reactive.

### 10.2. Chemical stability

Stable

### 10.3. Possibility of hazardous reactions

Will Not Occur

### 10.4. Conditions to avoid

None anticipated

### 10.5. Incompatible materials

Strong oxidizers.

### 10.6. Hazardous decomposition products

Carbon monoxide and carbon dioxide. Toxic monomer fumes.

## 11. Toxicological Information

### Information on routes of exposure

<b>Principle Route of Exposure</b>	Eye and skin contact.
------------------------------------	-----------------------

### Symptoms related to exposure

### Most Important Symptoms/Effects

No significant hazards expected.

### Numerical measures of toxicity

#### Toxicology data for the components

Substances	CAS Number	LD50 Oral	LD50 Dermal	LC50 Inhalation
Contains no hazardous substances in concentrations above cut-off values according to the competent authority	NA	No data available	No data available	No data available

#### Immediate, delayed and chronic health effects from exposure

<b>Inhalation</b>	May cause mild respiratory irritation.
<b>Eye Contact</b>	May cause mild eye irritation.
<b>Skin Contact</b>	Prolonged or repeated contact may cause slight skin irritation.
<b>Ingestion</b>	In large amounts: Irritation of the mouth, throat, and stomach.

**Chronic Effects/Carcinogenicity** No data available to indicate product or components present at greater than 0.1% are chronic health hazards.

#### Exposure Levels

No data available

#### Interactive effects

Skin disorders. Eye ailments. Respiratory disorders.

#### Data limitations

No data available

## 12. Ecological Information

#### Ecotoxicity

##### **Product Ecotoxicity Data**

No data available

##### **Substance Ecotoxicity Data**

Substances	CAS Number	Toxicity to Algae	Toxicity to Fish	Toxicity to Microorganisms	Toxicity to Invertebrates
Contains no hazardous substances in concentrations above cut-off values according to the competent authority	NA	No information available	No information available	No information available	No information available

#### 12.2. Persistence and degradability

Biodegradable.

Substances	CAS Number	Persistence and Degradability
------------	------------	-------------------------------



Contains no hazardous substances in concentrations above cut-off values according to the competent authority	NA	No information available
--	----	--------------------------

**12.3. Bioaccumulative potential**

Does not bioaccumulate.

Substances	CAS Number	Log Pow
Contains no hazardous substances in concentrations above cut-off values according to the competent authority	NA	No information available

**12.4. Mobility in soil**

Substances	CAS Number	Mobility
Contains no hazardous substances in concentrations above cut-off values according to the competent authority	NA	No information available

**12.6. Other adverse effects****Endocrine Disruptor Information**

This product does not contain any known or suspected endocrine disruptors

<b>13. Disposal Considerations</b>
------------------------------------

**Safe handling and disposal methods**

Disposal should be made in accordance with federal, state, and local regulations.

**Disposal of any contaminated packaging**

Follow all applicable national or local regulations.

**Environmental regulations**

Not applicable

<b>14. Transport Information</b>
----------------------------------

**Transportation Information****Australia ADG**

UN Number	Not restricted
UN proper shipping name:	Not restricted
Transport Hazard Class(es):	Not applicable
Packing Group:	Not applicable
Environmental Hazards:	Not applicable

**IMDG/IMO**

UN Number	Not restricted
UN proper shipping name:	Not restricted
Transport Hazard Class(es):	Not applicable
Packing Group:	Not applicable
Environmental Hazards:	Not applicable

**IATA/ICAO**

UN Number	Not restricted
UN proper shipping name:	Not restricted
Transport Hazard Class(es):	Not applicable
Packing Group:	Not applicable
Environmental Hazards:	Not applicable

**Special precautions during transport**

None

**HazChem Code**

None Allocated

## 15. Regulatory Information

### Safety, health and environmental regulations specific for the product

#### International Inventories

##### **Australian AICS Inventory**

All components are listed on the AICS or are subject to a relevant exemption, permit, or assessment certificate.

##### **New Zealand Inventory of Chemicals**

All components are listed on the NZIoC or are subject to a relevant exemption, permit, or assessment certificate.

##### **EINECS (European Inventory of Existing Chemical Substances)**

This product, and all its components, complies with EINECS

##### **US TSCA Inventory**

All components listed on inventory or are exempt.

##### **Canadian Domestic Substances List (DSL)**

All components listed on inventory or are exempt.

#### Poisons Schedule number

None Allocated

#### International Agreements

##### **Montreal Protocol - Ozone Depleting Substances:**

Does not apply

##### **Stolkhom Convention - Persistent Organic Pollutants:**

Does not apply

##### **Rotterdam Convention - Prior Informed Consent:**

Does not apply

##### **Basel Convention - Hazardous Waste:**

Does not apply

## 16. Other information

### Date of preparation or review

#### **Revision Date:**

05-Jul-2016

#### **Revision Note**

SDS sections updated: 2

#### **Full text of H-Statements referred to under sections 2 and 3**

None

#### **Additional information**

For additional information on the use of this product, contact your local Halliburton representative.

For questions about the Safety Data Sheet for this or other Halliburton products, contact Chemical Stewardship at 1-580-251-4335.

#### Key abbreviations or acronyms used

bw – body weight

CAS – Chemical Abstracts Service

EC50 – Effective Concentration 50%

LC50 – Lethal Concentration 50%

LD50 – Lethal Dose 50%

LL50 – Lethal Loading 50%

mg/kg – milligram/kilogram

mg/L – milligram/liter

NOEC – No Observed Effect Concentration

OEL – Occupational Exposure Limit

PBT – Persistent Bioaccumulative and Toxic

ppm – parts per million

STEL – Short Term Exposure Limit

TWA – Time-Weighted Average

vPvB – very Persistent and very Bioaccumulative

h - hour

mg/m<sup>3</sup> - milligram/cubic meter  
mm - millimeter  
mmHg - millimeter mercury  
w/w - weight/weight  
d - day

**Key literature references and sources for data**

[www.ChemADVISOR.com/](http://www.ChemADVISOR.com/)

**Disclaimer Statement**

This information is furnished without warranty, expressed or implied, as to accuracy or completeness. The information is obtained from various sources including the manufacturer and other third party sources. The information may not be valid under all conditions nor if this material is used in combination with other materials or in any process. Final determination of suitability of any material is the sole responsibility of the user.

**End of Safety Data Sheet**

## SAFETY DATA SHEET

### DCA-32002

Revision Date: 07-Feb-2018

Revision Number: 19

#### 1. Product Identifier & Identity for the Chemical

**Statement of Hazardous Nature** Hazardous according to the criteria of the 3rd Revised Edition of the Globally Harmonised System of Classification and Labelling of Chemicals (GHS), Non-Dangerous Goods according to the criteria of ADG.

**1.1. Product Identifier**

**Product Name** DCA-32002

**Other means of Identification**

**Synonyms** None  
**Hazardous Material Number:** HM007683

**Recommended use of the chemical and restrictions on use**

**Recommended Use** Surfactant  
**Uses advised against** No information available

**Supplier's name, address and phone number**

**Manufacturer/Supplier** Halliburton Australia Pty. Ltd.  
 15 Marriott Road, Jandakot, WA 6164  
 Australia  
 ACN Number: 009 000 775  
 Telephone Number: + 61 1 800 686 951  
 Fax Number: 61 (08) 9455 5300  
**E-mail Address** fdunexchem@halliburton.com

**Emergency phone number**

+ 61 1 800 686 951  
 Global Incident Response Access Code: 334305  
 Contract Number: 14012

**Australian Poisons Information Centre**

24 Hour Service: - 13 11 26  
 Police or Fire Brigade: - 000 (exchange): - 1100

#### 2. Hazard Identification

**Statement of Hazardous Nature** Hazardous according to the criteria of the 3rd Revised Edition of the Globally Harmonised System of Classification and Labelling of Chemicals (GHS), Non-Dangerous Goods according to the criteria of ADG.

**Classification of the hazardous chemical**

Acute Oral Toxicity	Category 4 - H302
Skin Corrosion/Irritation	Category 2 - H315
Serious Eye Damage/Irritation	Category 1 - H318
Acute Aquatic Toxicity	Category 2 - H401

**Label elements, including precautionary statements**

**Hazard Pictograms**

**Signal Word**

DANGER

**Hazard Statements:**

H302 - Harmful if swallowed  
 H315 - Causes skin irritation  
 H318 - Causes serious eye damage  
 H401 - Toxic to aquatic life

**Precautionary Statements****Prevention**

P264 - Wash face, hands and any exposed skin thoroughly after handling  
 P270 - Do not eat, drink or smoke when using this product  
 P273 - Avoid release to the environment

**Response**

P280 - Wear protective gloves/eye protection/face protection  
 P301 + P312 - IF SWALLOWED: Call a POISON CENTER or doctor/physician if you feel unwell  
 P330 - Rinse mouth  
 P302 + P352 - IF ON SKIN: Wash with plenty of water.  
 P332 + P313 - If skin irritation occurs: Get medical advice/attention  
 P362 + P364 - Take off contaminated clothing and wash before reuse  
 P305 + P351 + P338 - IF IN EYES: Rinse cautiously with water for several minutes. Remove contact lenses, if present and easy to do. Continue rinsing  
 P310 - Immediately call a POISON CENTER or doctor/physician

**Storage**

None

**Disposal**

P501 - Dispose of contents/container in accordance with local/regional/national/international regulations

**Contains****Substances**

Alcohols, C6-C12, ethoxylated propoxylated  
 Alcohols, C10-C16, ethoxylated propoxylated

**CAS Number**

68937-66-6  
 69227-22-1

**Other hazards which do not result in classification**

This mixture contains no substance considered to be persistent, bioaccumulating nor toxic (PBT).  
 This mixture contains no substance considered to be very persistent nor very bioaccumulating (vPvB).

*For the full text of the H-phrases mentioned in this Section, see Section 16*

### 3. Composition/information on Ingredients

Substances	CAS Number	PERCENT (w/w)	GHS Classification - Australia
Alcohols, C6-C12, ethoxylated propoxylated	68937-66-6	60 - 100%	Acute Tox. 4 (H302) Skin Irrit. 2 (H315) Eye Corr. 1 (H318) Aquatic Acute 2 (H401)
Alcohols, C10-C16, ethoxylated propoxylated	69227-22-1	10 - 30%	Acute Tox. 4 (H302) Skin Irrit. 2 (H315) Eye Corr. 1 (H318) Aquatic Acute 2 (H401)

### 4. First aid measures

**Description of necessary first aid measures**

<b>Inhalation</b>	Under normal conditions, first aid procedures are not required.
<b>Eyes</b>	Immediately flush eyes with large amounts of water for at least 15 minutes. Get immediate medical attention.
<b>Skin</b>	Wash with soap and water. Get medical attention if irritation persists.
<b>Ingestion</b>	Do NOT induce vomiting. Give nothing by mouth. Obtain immediate medical attention.

**Symptoms caused by exposure**

Causes severe eye irritation which may damage tissue. Causes skin irritation. Harmful if swallowed.

**Medical Attention and Special Treatment**

**Notes to Physician** Treat symptomatically

## 5. Fire Fighting Measures

**Suitable extinguishing equipment****Suitable Extinguishing Media**

Water fog, carbon dioxide, foam, dry chemical.

**Extinguishing media which must not be used for safety reasons**

None known.

**Specific hazards arising from the chemical****Special exposure hazards in a fire**

Decomposition in fire may produce harmful gases.

**Special protective equipment and precautions for fire fighters****Special protective equipment for firefighters**

Full protective clothing and approved self-contained breathing apparatus required for fire fighting personnel.

## 6. Accidental release measures

**6.1. Personal precautions, protective equipment and emergency procedures**

Use appropriate protective equipment. Avoid contact with skin, eyes and clothing. Avoid breathing vapors. Ensure adequate ventilation.

**6.2. Environmental precautions**

Prevent from entering sewers, waterways, or low areas.

**6.3. Methods and material for containment and cleaning up**

Isolate spill and stop leak where safe. Contain spill with sand or other inert materials. Scoop up and remove.

## 7. Handling and storage

**7.1. Precautions for safe handling****Handling Precautions**

Avoid contact with eyes, skin, or clothing. Wash hands after use. Avoid breathing vapors. Ensure adequate ventilation. Slippery when wet. Launder contaminated clothing before reuse. Use appropriate protective equipment.

**Hygiene Measures**

Handle in accordance with good industrial hygiene and safety practice.

**7.2. Conditions for safe storage, including any incompatibilities****Storage Information**

Store away from oxidizers. Keep container closed when not in use. Keep from heat, sparks, and open flames. Product has a shelf life of 24 months.

**Other Guidelines**

No information available

## 8. Exposure Controls/Personal Protection

### Control parameters - exposure standards, biological monitoring

#### Exposure Limits

Substances	CAS Number	Australia NOHSC	ACGIH TLV-TWA
Alcohols, C6-C12, ethoxylated propoxylated	68937-66-6	Not applicable	Not applicable
Alcohols, C10-C16, ethoxylated propoxylated	69227-22-1	Not applicable	Not applicable

### Appropriate engineering controls

**Engineering Controls** None known.

### Personal protective equipment (PPE)

<b>Personal Protective Equipment</b>	If engineering controls and work practices cannot prevent excessive exposures, the selection and proper use of personal protective equipment should be determined by an industrial hygienist or other qualified professional based on the specific application of this product.
<b>Respiratory Protection</b>	If engineering controls and work practices cannot keep exposure below occupational exposure limits or if exposure is unknown, wear a NIOSH certified, European Standard EN 149, AS/NZS 1715:2009, or equivalent respirator when using this product. Selection of and instruction on using all personal protective equipment, including respirators, should be performed by an Industrial Hygienist or other qualified professional.
<b>Hand Protection</b>	Impervious rubber gloves. Polyvinylchloride gloves.
<b>Skin Protection</b>	Normal work coveralls.
<b>Eye Protection</b>	Wear safety glasses or goggles to protect against exposure.
<b>Other Precautions</b>	None known.
<b>Environmental Exposure Controls</b>	Do not allow material to contaminate ground water system

## 9. Physical and Chemical Properties

### 9.1. Information on basic physical and chemical properties

**Physical State:** Liquid  
**Odor:** Mild

**Color** Yellow  
**Odor Threshold:** No information available

#### Property

#### Remarks/ - Method

#### Values

#### **pH:**

6.5 (1%)

#### **Freezing Point / Range**

-3 °C

#### **Melting Point / Range**

No data available

#### **Boiling Point / Range**

No data available

#### **Flash Point**

240 °C / 464 °F PMCC

#### **Evaporation rate**

No data available

#### **Vapor Pressure**

No data available

#### **Vapor Density**

> 10

#### **Specific Gravity**

0.98

#### **Water Solubility**

Soluble in water

#### **Solubility in other solvents**

No data available

#### **Partition coefficient: n-octanol/water**

No data available

#### **Autoignition Temperature**

No data available

#### **Decomposition Temperature**

No data available

#### **Viscosity**

No data available

#### **Explosive Properties**

No information available

#### **Oxidizing Properties**

No information available

### 9.2. Other information

**VOC Content (%)** No data available

## 10. Stability and Reactivity

### 10.1. Reactivity

Not expected to be reactive.

## **10.2. Chemical stability**

Stable

## **10.3. Possibility of hazardous reactions**

Will Not Occur

## **10.4. Conditions to avoid**

None anticipated

## **10.5. Incompatible materials**

Strong oxidizers. Strong acids. Strong alkalis.

## **10.6. Hazardous decomposition products**

Carbon monoxide and carbon dioxide.

# **11. Toxicological Information**

## **Information on routes of exposure**

**Principle Route of Exposure** Eye or skin contact, inhalation.

## **Symptoms related to exposure**

### **Most Important Symptoms/Effects**

Causes severe eye irritation which may damage tissue. Causes skin irritation. Harmful if swallowed.

## **Toxicology data for the components**

Substances	CAS Number	LD50 Oral	LD50 Dermal	LC50 Inhalation
Alcohols, C6-C12, ethoxylated propoxylated	68937-66-6	600 mg/kg (Rat) (similar substance)	> 5200 mg/kg (Rabbit) (similar substance)	> 0.22 mg/L (saturated concentration) (Rat) (similar substance)
Alcohols, C10-C16, ethoxylated propoxylated	69227-22-1	600 mg/kg (Rat) (similar substance)	> 5200 mg/kg (Rabbit) (similar substance)	>0.22 mg/L (saturated concentration) (Rat) (similar substance)

## **Immediate, delayed and chronic health effects from exposure**

**Inhalation** May cause mild respiratory irritation.  
**Eye Contact** Causes severe eye irritation which may damage tissue.  
**Skin Contact** Causes skin irritation.  
**Ingestion** Harmful if swallowed. Irritation of the mouth, throat, and stomach.

**Chronic Effects/Carcinogenicity** No data available to indicate product or components present at greater than 0.1% are chronic health hazards.

## **Exposure Levels**

No data available

## **Interactive effects**

Skin disorders.

## **Data limitations**

No data available

Substances	CAS Number	Skin corrosion/irritation
Alcohols, C6-C12, ethoxylated propoxylated	68937-66-6	Causes skin irritation. (Rabbit) (similar substances)
Alcohols, C10-C16, ethoxylated propoxylated	69227-22-1	Causes skin irritation. (Rabbit) (similar substances)

Substances	CAS Number	Serious eye damage/irritation
Alcohols, C6-C12, ethoxylated propoxylated	68937-66-6	Causes severe eye irritation (Rabbit) (similar substances)
Alcohols, C10-C16, ethoxylated propoxylated	69227-22-1	Causes severe eye irritation (Rabbit) (similar substances)

Substances	CAS Number	Skin Sensitization
------------	------------	--------------------



Alcohols, C6-C12, ethoxylated propoxylated	68937-66-6	Did not cause sensitization on laboratory animals (guinea pig) (similar substances)
Alcohols, C10-C16, ethoxylated propoxylated	69227-22-1	Did not cause sensitization on laboratory animals (guinea pig) (similar substances)

Substances	CAS Number	Respiratory Sensitization
Alcohols, C6-C12, ethoxylated propoxylated	68937-66-6	No information available
Alcohols, C10-C16, ethoxylated propoxylated	69227-22-1	No information available

Substances	CAS Number	Mutagenic Effects
Alcohols, C6-C12, ethoxylated propoxylated	68937-66-6	In vitro tests did not show mutagenic effects. In vivo tests did not show mutagenic effects. (similar substances)
Alcohols, C10-C16, ethoxylated propoxylated	69227-22-1	In vitro tests did not show mutagenic effects. In vivo tests did not show mutagenic effects. (similar substances)

Substances	CAS Number	Carcinogenic Effects
Alcohols, C6-C12, ethoxylated propoxylated	68937-66-6	Did not show carcinogenic effects in animal experiments (similar substances)
Alcohols, C10-C16, ethoxylated propoxylated	69227-22-1	Did not show carcinogenic or teratogenic effects in animal experiments (similar substances)

Substances	CAS Number	Reproductive toxicity
Alcohols, C6-C12, ethoxylated propoxylated	68937-66-6	Animal testing did not show any effects on fertility.
Alcohols, C10-C16, ethoxylated propoxylated	69227-22-1	Animal testing did not show any effects on fertility.

Substances	CAS Number	STOT - single exposure
Alcohols, C6-C12, ethoxylated propoxylated	68937-66-6	No significant toxicity observed in animal studies at concentration requiring classification. (similar substances)
Alcohols, C10-C16, ethoxylated propoxylated	69227-22-1	No significant toxicity observed in animal studies at concentration requiring classification. (similar substances)

Substances	CAS Number	STOT - repeated exposure
Alcohols, C6-C12, ethoxylated propoxylated	68937-66-6	No significant toxicity observed in animal studies at concentration requiring classification. (similar substances)
Alcohols, C10-C16, ethoxylated propoxylated	69227-22-1	No significant toxicity observed in animal studies at concentration requiring classification. (similar substances)

Substances	CAS Number	Aspiration hazard
Alcohols, C6-C12, ethoxylated propoxylated	68937-66-6	No adverse health effects are expected from swallowing.
Alcohols, C10-C16, ethoxylated propoxylated	69227-22-1	No adverse health effects are expected from swallowing.

## 12. Ecological Information

### Ecotoxicity

#### Algae Toxicity

ErC50 (72h): 2.58 - 3.44 mg/L (Desmodesmus subspicatus)

#### Acute Crustaceans Toxicity:

EC50(48h): 1.45 - 1.79 mg/L (Daphnia magna)

### Substance Ecotoxicity Data

Substances	CAS Number	Toxicity to Algae	Toxicity to Fish	Toxicity to Microorganisms	Toxicity to Invertebrates
Alcohols, C6-C12, ethoxylated propoxylated	68937-66-6	EC50 (72h) 0.75 mg/L (Pseudokirchnerella subcapitata) (similar substance) EC50 (96h) 0.7 mg/L (Pseudokirchnerella subcapitata) (similar substance) CD10 8 mg/L	LC50 (96h) 0.59 mg/L (Pleuronectes platessa) (similar substance) LC50 (96) 1.4 mg/L (Pimephales promelas) (similar substance) NOEC 4.4 mg/L (Pimephales promelas, juvenile)	ErC50 (16.9h) > 10 g/L (growth inhibition) (Pseudomonas putida) (similar substance)	EC50 (48h) 0.14 mg/L (Daphnia magna) (similar substance) EC50 (48h) 0.39 mg/L (Ceriodaphnia dubia) (similar substance)

		(Pseudokirchneriella subcapitata) EC10 2 mg/L (Brachionus calyciflorus)			
Alcohols, C10-C16, ethoxylated propoxylated	69227-22-1	EC50 (72h) 0.75 mg/L (Pseudokirchneriella subcapitata) (similar substance) ErC50 (48h) 0.7 mg/L (Skeletonea costatum) EC10 9.79 mg/L (Selenastrum capricornutum) (similar substance) ErC50 1.1 mg/L (Scenedesmus subspicatus) (similar substance)	LC50 (96h) 0.59 mg/L (Pleuronectes platessa) (similar substance) LC50 (96h) 1.6 mg/L (Pimephales promelas) (similar substance) LC50 (96h) 3 mg/L (Brachydanio rerio) (similar substance)	ErC50 (16.9h) > 10 g/L (Pseudomonas putida) (similar substance)	EC50 (48h) 0.14 mg/L (Daphnia magna) (similar substance) EC50 (48h) 0.2 mg/L (Daphnia magna) (similar substance)

**12.2. Persistence and degradability**

Readily biodegradable

Substances	CAS Number	Persistence and Degradability
Alcohols, C6-C12, ethoxylated propoxylated	68937-66-6	Readily biodegradable (60% @ 28d) (similar substances)
Alcohols, C10-C16, ethoxylated propoxylated	69227-22-1	Readily biodegradable (84% @ 28d) (similar substances)

**12.3. Bioaccumulative potential**

Substances	CAS Number	Log Pow
Alcohols, C6-C12, ethoxylated propoxylated	68937-66-6	Log Pow: 4.3 - 5.36 (estimated) BCF: 1.1 - 1.8 (fish, estimated)
Alcohols, C10-C16, ethoxylated propoxylated	69227-22-1	Log Pow: 4.3 - 5.36 (estimated) BCF: 1.1 - 1.8 (fish, estimated)

**12.4. Mobility in soil**

Substances	CAS Number	Mobility
Alcohols, C6-C12, ethoxylated propoxylated	68937-66-6	KOC = >4
Alcohols, C10-C16, ethoxylated propoxylated	69227-22-1	KOC = >4

**12.6. Other adverse effects****Endocrine Disruptor Information**

This product does not contain any known or suspected endocrine disruptors

<b>13. Disposal Considerations</b>
------------------------------------

**Safe handling and disposal methods**

Disposal should be made in accordance with federal, state, and local regulations.

**Disposal of any contaminated packaging**

Follow all applicable national or local regulations. Contaminated packaging may be disposed of by: rendering packaging incapable of containing any substance, or treating packaging to remove residual contents, or treating packaging to make sure the residual contents are no longer hazardous, or by disposing of packaging into commercial waste collection.

**Environmental regulations**

Not applicable

<b>14. Transport Information</b>
----------------------------------

**Transportation Information****Australia ADG**

UN Number

Not restricted

<b>UN proper shipping name:</b>	Not restricted
<b>Transport Hazard Class(es):</b>	Not applicable
<b>Packing Group:</b>	Not applicable
<b>Environmental Hazards:</b>	Not applicable

**IMDG/IMO**

<b>UN Number</b>	Not restricted
<b>UN proper shipping name:</b>	Not restricted
<b>Transport Hazard Class(es):</b>	Not applicable
<b>Packing Group:</b>	Not applicable
<b>Environmental Hazards:</b>	Not applicable

**IATA/ICAO**

<b>UN Number</b>	Not restricted
<b>UN proper shipping name:</b>	Not restricted
<b>Transport Hazard Class(es):</b>	Not applicable
<b>Packing Group:</b>	Not applicable
<b>Environmental Hazards:</b>	Not applicable

**Special precautions during transport**

None

**HazChem Code**

•3Z

**15. Regulatory Information****Safety, health and environmental regulations specific for the product****International Inventories****Australian AICS Inventory**

All components are listed on the AICS or are subject to a relevant exemption, permit, or assessment certificate.

**New Zealand Inventory of Chemicals**

All components are listed on the NZIoC or are subject to a relevant exemption, permit, or assessment certificate.

**EINECS (European Inventory of Existing Chemical Substances)**

This product, and all its components, complies with EINECS

**US TSCA Inventory**

All components listed on inventory or are exempt.

**Canadian Domestic Substances List (DSL)**

All components listed on inventory or are exempt.

**Poisons Schedule number**

None Allocated

**International Agreements****Montreal Protocol - Ozone Depleting Substances:**

Does not apply

**Stockholm Convention - Persistent Organic Pollutants:**

Does not apply

**Rotterdam Convention - Prior Informed Consent:**

Does not apply

**Basel Convention - Hazardous Waste:**

Does not apply

**16. Other information****Date of preparation or review****Revision Date:**

07-Feb-2018

**Revision Note**

SDS sections updated:

2

**Full text of H-Statements referred to under sections 2 and 3**

H302 - Harmful if swallowed

H315 - Causes skin irritation  
H318 - Causes serious eye damage

**Additional information**

For additional information on the use of this product, contact your local Halliburton representative.

For questions about the Safety Data Sheet for this or other Halliburton products, contact Chemical Stewardship at 1-580-251-4335.

**Key abbreviations or acronyms used**

bw – body weight  
CAS – Chemical Abstracts Service  
EC50 – Effective Concentration 50%  
LC50 – Lethal Concentration 50%  
LD50 – Lethal Dose 50%  
LL50 – Lethal Loading 50%  
mg/kg – milligram/kilogram  
mg/L – milligram/liter  
NOEC – No Observed Effect Concentration  
OEL – Occupational Exposure Limit  
PBT – Persistent Bioaccumulative and Toxic  
ppm – parts per million  
STEL – Short Term Exposure Limit  
TWA – Time-Weighted Average  
vPvB – very Persistent and very Bioaccumulative  
h - hour  
mg/m<sup>3</sup> - milligram/cubic meter  
mm - millimeter  
mmHg - millimeter mercury  
w/w - weight/weight  
d - day

**Key literature references and sources for data**

www.ChemADVISOR.com/  
NZ CCID

**Disclaimer Statement**

This information is furnished without warranty, expressed or implied, as to accuracy or completeness. The information is obtained from various sources including the manufacturer and other third party sources. The information may not be valid under all conditions nor if this material is used in combination with other materials or in any process. Final determination of suitability of any material is the sole responsibility of the user.

**End of Safety Data Sheet**

## SAFETY DATA SHEET

DCA-32014

Revision Date: 31-Aug-2017

Revision Number: 3

## 1. Product Identifier &amp; Identity for the Chemical

**Statement of Hazardous Nature** Hazardous according to the criteria of the 3rd Revised Edition of the Globally Harmonised System of Classification and Labelling of Chemicals (GHS), Dangerous Goods according to the criteria of ADG.

1.1. Product Identifier

**Product Name** DCA-32014

Other means of Identification

**Synonyms** None  
**Hazardous Material Number:** HM008547

Recommended use of the chemical and restrictions on use

**Recommended Use** Surfactant  
**Uses advised against** Consumer use

Supplier's name, address and phone number

**Manufacturer/Supplier** Halliburton Australia Pty. Ltd.  
 15 Marriott Road, Jandakot, WA 6164  
 Australia  
 ACN Number: 009 000 775  
 Telephone Number: + 61 1 800 686 951  
 Fax Number: 61 (08) 9455 5300  
**E-mail Address** fdunexchem@halliburton.com

Emergency phone number

+ 61 1 800 686 951  
 Global Incident Response Access Code: 334305  
 Contract Number: 14012

**Australian Poisons Information Centre**

24 Hour Service: - 13 11 26  
 Police or Fire Brigade: - 000 (exchange): - 1100

## 2. Hazard Identification

**Statement of Hazardous Nature** Hazardous according to the criteria of the 3rd Revised Edition of the Globally Harmonised System of Classification and Labelling of Chemicals (GHS), Dangerous Goods according to the criteria of ADG.

Classification of the hazardous chemical

Aspiration Toxicity	Category 1 - H304
Skin Corrosion/Irritation	Category 2 - H315
Serious Eye Damage/Irritation	Category 1 - H318
Reproductive Toxicity	Category 1B - H360
Acute Aquatic Toxicity	Category 2 - H401
Flammable liquids.	Category 3 - H226

Label elements, including precautionary statements

## Hazard Pictograms



### Signal Word

DANGER

### Hazard Statements:

H226 - Flammable liquid and vapor  
 H304 - May be fatal if swallowed and enters airways  
 H315 - Causes skin irritation  
 H318 - Causes serious eye damage  
 H360 - May damage fertility or the unborn child  
 H401 - Toxic to aquatic life

### Precautionary Statements

#### Prevention

P201 - Obtain special instructions before use  
 P202 - Do not handle until all safety precautions have been read and understood  
 P210 - Keep away from heat, hot surfaces, sparks, open flames and other ignition sources. No smoking.  
 P233 - Keep container tightly closed  
 P240 - Ground and bond container and receiving equipment.  
 P241 - Use explosion-proof electrical/ventilating/lighting/equipment  
 P242 - Use only non-sparking tools  
 P243 - Take action to prevent static discharges.  
 P264 - Wash face, hands and any exposed skin thoroughly after handling  
 P273 - Avoid release to the environment  
 P280 - Wear protective gloves/protective clothing/eye protection/face protection  
 P281 - Use personal protective equipment as required

#### Response

P301 + P310 - IF SWALLOWED: Immediately call a POISON CENTER or doctor/physician  
 P331 - Do NOT induce vomiting  
 P302 + P352 - IF ON SKIN: Wash with plenty of water.  
 P332 + P313 - If skin irritation occurs: Get medical advice/attention  
 P362 + P364 - Take off contaminated clothing and wash before reuse  
 P305 + P351 + P338 - IF IN EYES: Rinse cautiously with water for several minutes. Remove contact lenses, if present and easy to do. Continue rinsing  
 P310 - Immediately call a POISON CENTER or doctor/physician  
 P308 + P313 - IF exposed or concerned: Get medical advice/attention  
 P370 + P378 - In case of fire: Use water spray for extinction

#### Storage

P403 + P235 - Store in a well-ventilated place. Keep cool

#### Disposal

P405 - Store locked up  
 P501 - Dispose of contents/container in accordance with local/regional/national/international regulations

### Contains Substances

Hydrotreated light petroleum distillate  
 Ethanol  
 Fatty acids, tall-oil, ethoxylated  
 C12-C15 Ethoxylated alcohols  
 Amides, tall-oil fatty, N,N-bis(hydroxyethyl)  
 Butyl alcohol

### CAS Number

64742-47-8  
 64-17-5  
 61791-00-2  
 68131-39-5  
 68155-20-4  
 71-36-3

Methanol

67-56-1

**Other hazards which do not result in classification**

None known

For the full text of the H-phrases mentioned in this Section, see Section 16

### 3. Composition/information on Ingredients

Substances	CAS Number	PERCENT (w/w)	GHS Classification - Australia
Hydrotreated light petroleum distillate	64742-47-8	10 - 30%	Asp. Tox. 1 (H304)
Ethanol	64-17-5	10 - 30%	Eye Irrit. 2A (H319) Flam. Liq. 2 (H225)
Fatty acids, tall-oil, ethoxylated	61791-00-2	10 - 30%	Skin Irrit. 2 (H315) Eye Irrit. 2A (H319)
C12-C15 Ethoxylated alcohols	68131-39-5	10 - 30%	Acute Tox. 4 (H302) Skin Irrit. 2 (H315) Eye Corr. 1 (H318) Aquatic Acute 1 (H400) Aquatic Chronic 3 (H412)
Amides, tall-oil fatty, N,N-bis(hydroxyethyl)	68155-20-4	10 - 30%	Skin Irrit. 2 (H315) Eye Corr. 1 (H318) Aquatic Acute 2 (H401) Aquatic Chronic 3 (H412)
Butyl alcohol	71-36-3	5 - 10%	Acute Tox. 4 (H302) Skin Irrit. 2 (H315) Eye Corr. 1 (H318) STOT SE 3 (H335) Flam. Liq. 3 (H226)
Methanol	67-56-1	0.1 - 1%	Acute Tox. 3 (H301) Acute Tox. 3 (H311) Acute Tox. 3 (H331) Repr. 1B (H360) STOT SE 1 (H370) Flam. Liq. 2 (H225)

### 4. First aid measures

**Description of necessary first aid measures****Inhalation**

If inhaled, remove from area to fresh air. Get medical attention if respiratory irritation develops or if breathing becomes difficult.

**Eyes**

In case of contact, immediately flush eyes with plenty of water for at least 30 minutes. Remove contact lenses after the first 5 minutes and continue washing. Seek immediate medical attention/advice. Suitable emergency eye wash facility should be immediately available

**Skin**

In case of contact, immediately flush skin with plenty of soap and water for at least 15 minutes. Get medical attention.

**Ingestion**

Get medical attention! If vomiting occurs, keep head lower than hips to prevent aspiration. Rinse mouth. Never give anything by mouth to an unconscious person. Following ingestion, onset of symptoms may be delayed by 12 to 24 hours. Admission to hospital should be the first priority even if symptoms are absent.

**Symptoms caused by exposure**

Causes severe eye irritation which may damage tissue. Causes skin irritation. Aspiration into the lungs may cause chemical pneumonitis including coughing, difficulty breathing, wheezing, coughing up blood and pneumonia, which can be fatal. Potential reproductive hazard. May cause birth defects.

**Medical Attention and Special Treatment****Notes to Physician**

Treat symptomatically

## 5. Fire Fighting Measures

### Suitable extinguishing equipment

#### **Suitable Extinguishing Media**

Water fog, carbon dioxide, foam, dry chemical.

#### **Extinguishing media which must not be used for safety reasons**

Do NOT spray pool fires directly with water. A solid stream of water directed into hot burning liquid can cause splattering.

### Specific hazards arising from the chemical

#### **Special exposure hazards in a fire**

Decomposition in fire may produce harmful gases.

### Special protective equipment and precautions for fire fighters

#### **Special protective equipment for firefighters**

Full protective clothing and approved self-contained breathing apparatus required for fire fighting personnel.

## 6. Accidental release measures

### 6.1. Personal precautions, protective equipment and emergency procedures

Ensure adequate ventilation. Use appropriate protective equipment. Remove sources of ignition. Take precautionary measures against static discharges. All equipment used when handling the product must be grounded. Avoid contact with skin, eyes and clothing.

### 6.2. Environmental precautions

Prevent from entering sewers, waterways, or low areas.

### 6.3. Methods and material for containment and cleaning up

Dike far ahead of liquid spill for later disposal. Soak up with inert absorbent material. Pick up and transfer to properly labeled containers. Remove ignition sources and work with non-sparking tools.

## 7. Handling and storage

### 7.1. Precautions for safe handling

#### **Handling Precautions**

Ensure adequate ventilation. Use appropriate protective equipment. Remove sources of ignition. Ground and bond containers when transferring from one container to another. Avoid contact with eyes, skin, or clothing.

#### **Hygiene Measures**

Handle in accordance with good industrial hygiene and safety practice.

### 7.2. Conditions for safe storage, including any incompatibilities

#### **Storage Information**

Store in a cool well ventilated area. Keep from heat, sparks, and open flames.

#### **Other Guidelines**

No information available

## 8. Exposure Controls/Personal Protection

### Control parameters - exposure standards, biological monitoring

#### **Exposure Limits**

Substances	CAS Number	Australia NOHSC	ACGIH TLV-TWA
Hydrotreated light petroleum distillate	64742-47-8	Not applicable	Not applicable
Ethanol	64-17-5	TWA: 1000 ppm TWA: 1880 mg/m <sup>3</sup>	STEL: 1000 ppm
Fatty acids, tall-oil, ethoxylated	61791-00-2	Not applicable	Not applicable
C12-C15 Ethoxylated alcohols	68131-39-5	Not applicable	Not applicable
Amides, tall-oil fatty, N,N-bis(hydroxyethyl)	68155-20-4	Not applicable	Not applicable
Butyl alcohol	71-36-3	50 ppm	TWA: 20 ppm



Methanol	67-56-1	TWA: 200 ppm TWA: 262 mg/m <sup>3</sup> STEL: 250 ppm STEL: 328 mg/m <sup>3</sup>	TWA: 200 ppm STEL: 250 ppm
----------	---------	--	-------------------------------

**Appropriate engineering controls****Engineering Controls**

Ensure adequate ventilation, especially in confined areas

**Personal protective equipment (PPE)****Personal Protective Equipment**

If engineering controls and work practices cannot prevent excessive exposures, the selection and proper use of personal protective equipment should be determined by an industrial hygienist or other qualified professional based on the specific application of this product.

**Respiratory Protection**

If engineering controls and work practices cannot keep exposure below occupational exposure limits or if exposure is unknown, wear a NIOSH certified, European Standard EN 149, AS/NZS 1715:2009, or equivalent respirator when using this product. Selection of and instruction on using all personal protective equipment, including respirators, should be performed by an Industrial Hygienist or other qualified professional.  
Organic vapor respirator.

**Hand Protection**

Use gloves which are suitable for the chemicals present in this product as well as other environmental factors in the workplace.

**Skin Protection**

Wear impervious protective clothing, including boots, gloves, lab coat, apron, rain jacket, pants or coverall, as appropriate, to prevent skin contact.

**Eye Protection**

Chemical goggles; also wear a face shield if splashing hazard exists.

**Other Precautions**

Eyewash fountains and safety showers must be easily accessible.

**Environmental Exposure Controls**

No information available

## 9. Physical and Chemical Properties

**9.1. Information on basic physical and chemical properties****Physical State:** Liquid**Color**

Colorless to Light Amber

**Odor:** Mild hydrocarbon**Odor Threshold:**

No information available

PropertyValuesRemarks/ - Method**pH:**

No data available

**Freezing Point / Range**

-44.2 °C

**Melting Point / Range**

No data available

**Boiling Point / Range**

No data available

**Flash Point**

34 °C / 93.2 °F

**Evaporation rate**

No data available

**Vapor Pressure**

No data available

**Vapor Density**

No data available

**Specific Gravity**

0.918

**Water Solubility**

No data available

**Solubility in other solvents**

No data available

**Partition coefficient: n-octanol/water**

No data available

**Autoignition Temperature**

No data available

**Decomposition Temperature**

No data available

**Viscosity**

No data available

**Explosive Properties**

No information available

**Oxidizing Properties**

No information available

**9.2. Other information****VOC Content (%)**

No data available

## 10. Stability and Reactivity

**10.1. Reactivity**

Not expected to be reactive.

**10.2. Chemical stability**

Stable

**10.3. Possibility of hazardous reactions**

Will Not Occur

**10.4. Conditions to avoid**

Keep away from heat, sparks and flame.

**10.5. Incompatible materials**

Strong oxidizers. Strong acids. Strong alkalis.

**10.6. Hazardous decomposition products**

Carbon oxides. Oxides of nitrogen.

<b>11. Toxicological Information</b>
--------------------------------------

**Information on routes of exposure****Principle Route of Exposure** Skin contact. Eye contact. Inhalation.**Symptoms related to exposure****Most Important Symptoms/Effects**

Causes severe eye irritation which may damage tissue. Causes skin irritation. Aspiration into the lungs may cause chemical pneumonitis including coughing, difficulty breathing, wheezing, coughing up blood and pneumonia, which can be fatal. Potential reproductive hazard. May cause birth defects.

**Toxicology data for the components**

Substances	CAS Number	LD50 Oral	LD50 Dermal	LC50 Inhalation
Hydrotreated light petroleum distillate	64742-47-8	>5000 mg/kg-bw (rat) (similar substance)	>2000 mg/kg-bw (rabbit) (similar substance)	>5.2 mg/L (rat, 4 h, vapor) (similar substance)
Ethanol	64-17-5	7060 mg/kg (Rat) 10,470 mg/kg (Rat)	> 15,800 mg/kg (Rabbit) 17,100 mg/kg (Rabbit)	124.7 mg/L (Rat) 4h
Fatty acids, tall-oil, ethoxylated	61791-00-2	> 6400 mg/kg (Rat)	No data available	No data available
C12-C15 Ethoxylated alcohols	68131-39-5	2 g/kg (Rat) 1600 mg/kg (Rat) > 5000 mg/kg (Rat)	> 2000 mg/kg (Rat) 2500 mg/kg (Rabbit)	No data available
Amides, tall-oil fatty, N,N-bis(hydroxyethyl)	68155-20-4	3500 mg/kg (Rat) > 5000 mg/kg (Rat)	> 2000 mg/kg (Rabbit)	> 0.219 mg/L (Mouse) 4h (similar substance)
Butyl alcohol	71-36-3	790 mg/kg (Rat)	3400 mg/kg (Rabbit)	> 17.6 mg/L (Rat) 4h
Methanol	67-56-1	300 mg/kg-bw (human) < 790 to 13,000 mg/kg (rat)	1000 mg/kg-bw (human) 17,100 mg/kg (rabbit)	10 mg/L (human, 4h, vapor)

**Immediate, delayed and chronic health effects from exposure****Inhalation**

May cause central nervous system depression including headache, dizziness, drowsiness, incoordination, slowed reaction time, slurred speech, giddiness and unconsciousness.

**Eye Contact**

Causes severe eye irritation which may damage tissue.

**Skin Contact**

Causes skin irritation.

**Ingestion**

Aspiration into the lungs may cause chemical pneumonitis including coughing, difficulty breathing, wheezing, coughing up blood and pneumonia, which can be fatal. Ingestion of this product may cause blindness due to the presence of methanol.

**Chronic Effects/Carcinogenicity** Prolonged or repeated exposure may cause reproductive system damage. May cause birth defects.

**Exposure Levels**

No data available

**Interactive effects**

No data available

**Data limitations**

No data available

Substances	CAS Number	Skin corrosion/irritation
Hydrotreated light petroleum distillate	64742-47-8	Non-irritating to the skin (similar substances)
Ethanol	64-17-5	Not irritating to skin in rabbits.
Fatty acids, tall-oil, ethoxylated	61791-00-2	Irritating to skin.
C12-C15 Ethoxylated alcohols	68131-39-5	May cause moderate skin irritation. (Rabbit)
Amides, tall-oil fatty, N,N-bis(hydroxyethyl)	68155-20-4	Skin, rabbit: Causes moderate skin irritation. (similar substances)
Butyl alcohol	71-36-3	Causes moderate skin irritation.
Methanol	67-56-1	Non-irritating to the skin (Rabbit)

Substances	CAS Number	Serious eye damage/irritation
Hydrotreated light petroleum distillate	64742-47-8	Non-irritating to rabbit's eye (similar substances)
Ethanol	64-17-5	Causes moderate eye irritation (Rabbit)
Fatty acids, tall-oil, ethoxylated	61791-00-2	Irritating to eyes
C12-C15 Ethoxylated alcohols	68131-39-5	Risk of serious damage to eyes (Rabbit) (similar substances)
Amides, tall-oil fatty, N,N-bis(hydroxyethyl)	68155-20-4	Causes severe eye irritation (similar substances)
Butyl alcohol	71-36-3	Causes severe eye irritation
Methanol	67-56-1	Non-irritating to the eye (Rabbit)

Substances	CAS Number	Skin Sensitization
Hydrotreated light petroleum distillate	64742-47-8	Did not cause sensitization on laboratory animals (guinea pig) (similar substances)
Ethanol	64-17-5	Did not cause sensitization on laboratory animals
Fatty acids, tall-oil, ethoxylated	61791-00-2	No information available
C12-C15 Ethoxylated alcohols	68131-39-5	Did not cause sensitization on laboratory animals (guinea pig)
Amides, tall-oil fatty, N,N-bis(hydroxyethyl)	68155-20-4	Did not cause sensitization on laboratory animals (similar substances)
Butyl alcohol	71-36-3	Not confirmed to cause skin or respiratory sensitization.
Methanol	67-56-1	Did not cause sensitization on laboratory animals (guinea pig)

Substances	CAS Number	Respiratory Sensitization
Hydrotreated light petroleum distillate	64742-47-8	No information available
Ethanol	64-17-5	Did not cause sensitization on laboratory animals
Fatty acids, tall-oil, ethoxylated	61791-00-2	No information available
C12-C15 Ethoxylated alcohols	68131-39-5	No information available
Amides, tall-oil fatty, N,N-bis(hydroxyethyl)	68155-20-4	No information available
Butyl alcohol	71-36-3	No information available
Methanol	67-56-1	No information available

Substances	CAS Number	Mutagenic Effects
Hydrotreated light petroleum distillate	64742-47-8	In vitro tests did not show mutagenic effects. In vivo tests did not show mutagenic effects. (similar substances)
Ethanol	64-17-5	Not regarded as mutagenic.
Fatty acids, tall-oil, ethoxylated	61791-00-2	No information available
C12-C15 Ethoxylated alcohols	68131-39-5	In vivo tests did not show mutagenic effects. In vitro tests did not show mutagenic effects.
Amides, tall-oil fatty, N,N-bis(hydroxyethyl)	68155-20-4	In vitro tests did not show mutagenic effects. In vivo tests did not show mutagenic effects. (similar substances)
Butyl alcohol	71-36-3	In vitro tests did not show mutagenic effects.
Methanol	67-56-1	The weight of evidence from available in vitro and in vivo studies indicates that this substance is not expected to be mutagenic.

Substances	CAS Number	Carcinogenic Effects
------------	------------	----------------------

Hydrotreated light petroleum distillate	64742-47-8	Did not show carcinogenic effects in animal experiments (similar substances)
Ethanol	64-17-5	Did not show carcinogenic effects in animal experiments
Fatty acids, tall-oil, ethoxylated	61791-00-2	No information available
C12-C15 Ethoxylated alcohols	68131-39-5	Did not show carcinogenic effects in animal experiments
Amides, tall-oil fatty, N,N-bis(hydroxyethyl)	68155-20-4	Not regarded as carcinogenic.
Butyl alcohol	71-36-3	No information available
Methanol	67-56-1	No data of sufficient quality are available.

Substances	CAS Number	Reproductive toxicity
Hydrotreated light petroleum distillate	64742-47-8	Animal testing did not show any effects on fertility. Did not show teratogenic effects in animal experiments. (similar substances)
Ethanol	64-17-5	Animal testing did not show any effects on fertility.
Fatty acids, tall-oil, ethoxylated	61791-00-2	No information available
C12-C15 Ethoxylated alcohols	68131-39-5	No significant toxicity observed in animal studies at concentration requiring classification.
Amides, tall-oil fatty, N,N-bis(hydroxyethyl)	68155-20-4	Not a confirmed teratogen or embryotoxin.
Butyl alcohol	71-36-3	Animal testing did not show any effects on fertility. Did not show teratogenic effects in animal experiments.
Methanol	67-56-1	Experiments have shown reproductive toxicity effects on laboratory animals

Substances	CAS Number	STOT - single exposure
Hydrotreated light petroleum distillate	64742-47-8	No significant toxicity observed in animal studies at concentration requiring classification.
Ethanol	64-17-5	No significant toxicity observed in animal studies at concentration requiring classification.
Fatty acids, tall-oil, ethoxylated	61791-00-2	No information available
C12-C15 Ethoxylated alcohols	68131-39-5	No significant toxicity observed in animal studies at concentration requiring classification. (similar substances)
Amides, tall-oil fatty, N,N-bis(hydroxyethyl)	68155-20-4	No significant toxicity observed in animal studies at concentration requiring classification.
Butyl alcohol	71-36-3	May cause respiratory irritation.
Methanol	67-56-1	May cause disorder and damage to the Central Nervous System (CNS)

Substances	CAS Number	STOT - repeated exposure
Hydrotreated light petroleum distillate	64742-47-8	No significant toxicity observed in animal studies at concentration requiring classification. (similar substances)
Ethanol	64-17-5	No significant toxicity observed in animal studies at concentration requiring classification.
Fatty acids, tall-oil, ethoxylated	61791-00-2	No information available
C12-C15 Ethoxylated alcohols	68131-39-5	No significant toxicity observed in animal studies at concentration requiring classification. (similar substances)
Amides, tall-oil fatty, N,N-bis(hydroxyethyl)	68155-20-4	No significant toxicity observed in animal studies at concentration requiring classification.
Butyl alcohol	71-36-3	No significant toxicity observed in animal studies at concentration requiring classification.
Methanol	67-56-1	No data of sufficient quality are available.

Substances	CAS Number	Aspiration hazard
Hydrotreated light petroleum distillate	64742-47-8	Aspiration into the lungs may cause chemical pneumonitis including coughing, difficulty breathing, wheezing, coughing up blood and pneumonia, which can be fatal.
Ethanol	64-17-5	Not applicable
Fatty acids, tall-oil, ethoxylated	61791-00-2	Not applicable
C12-C15 Ethoxylated alcohols	68131-39-5	No adverse health effects are expected from swallowing.
Amides, tall-oil fatty, N,N-bis(hydroxyethyl)	68155-20-4	No information available
Butyl alcohol	71-36-3	Aspiration into the lungs may cause chemical pneumonitis including coughing, difficulty breathing, wheezing, coughing up blood and pneumonia, which can be fatal.
Methanol	67-56-1	Not applicable

## 12. Ecological Information

### Ecotoxicity

#### Product Ecotoxicity Data

Product is not classified as hazardous to the environment.

#### Substance Ecotoxicity Data

Substances	CAS Number	Toxicity to Algae	Toxicity to Fish	Toxicity to Microorganisms	Toxicity to Invertebrates
Hydrotreated light petroleum distillate	64742-47-8	ErL50(72 h) > 10000 mg/L (Skeletonema costatum)	LC50(96 h) > 10000 mg/L (Scophthalmus maximus) NOELC(28 d) > 1000 mg/L (fish)	No information available	LC50(48 h) > 10000 mg/L (Acartia tonsa) NOEC(21 d) = 1000 mg/L (Daphnia magna)
Ethanol	64-17-5	No information available	LC50 > 100 mg/L (Pimephales promelas)	No information available	LC50 9268 - 14,221 mg/L (Daphnia magna) LC50 5012 mg/L (Ceriodaphnia dubia) NOEC 9.6 mg/L (Daphnia magna)
Fatty acids, tall-oil, ethoxylated	61791-00-2	EC50 (72h) > 44 mg/L EC50 (72h) 2.5 mg/L (Skeletonema costatum)	LC50 (95h) 7.8 mg/L (Brachydanio rerio) LC50 (96h) 45 mg/L (Cyprinodon variegatus)	EC20 (180m) > 1000 mg/L	EC50 (48h) 16 mg/L (Daphnia magna) EC50 (48h) 26.8 mg/L (Acartia tonsa)
C12-C15 Ethoxylated alcohols	68131-39-5	No information available	EC50 (48h) 0.39 mg/L (Ceriodaphnia dubia) NOEC (30d) 0.28 mg/L (Pimephales promelas) NOEC (16d) 0.16 mg/L (Lepomis macrochirus)	No information available	No information available
Amides, tall-oil fatty, N,N-bis(hydroxyethyl)	68155-20-4	EC50 (72h) 2.2 mg/L (Scenedesmus subspicatus) (similar substance)	LC50 (96h) 6.7 mg/L (Danio rerio) (similar substance)	No information available	LC50 (21d) = 0.1 mg/L (Daphnia magna) LC50 (48h) = 2.15 mg/L
Butyl alcohol	71-36-3	EC50 (96h) 225 mg/L (Pseudokirchnerella subcapitata)	LC50 (96h) 1376 mg/L (Pimephales promelas)	No information available	EC50 (48h) 1328 mg/L (Daphnia magna) NOEC (21d) 4.1 mg/L (Daphnia magna) EC50 (21d) 18 mg/L (Daphnia magna)
Methanol	67-56-1	EC50 (96 h) = 22000 mg/L (Pseudokirchnerella subcapitata) NOEC (8 d) = 8000 mg/L (Scenedesmus quadricauda)	LC50 (96 h) = 15400 mg/L (Lepomis macrochirus) EC50 (200 h) = 14536 mg/L (Oryzias latipes)	IC50 (3h) > 1000 mg/L (activated sludge)	EC50 (96 h) = 18260 mg/L (Daphnia magna) NOEC (21 d) = 208 mg/L (Daphnia magna)

### 12.2. Persistence and degradability

Substances	CAS Number	Persistence and Degradability
Hydrotreated light petroleum distillate	64742-47-8	Readily biodegradable (68.1% @ 28d)
Ethanol	64-17-5	No information available
Fatty acids, tall-oil, ethoxylated	61791-00-2	Readily biodegradable (74% @ 28d)
C12-C15 Ethoxylated alcohols	68131-39-5	Readily biodegradable
Amides, tall-oil fatty, N,N-bis(hydroxyethyl)	68155-20-4	Readily biodegradable (77% @ 28d)
Butyl alcohol	71-36-3	Biodegradable. (92% @ 20d)
Methanol	67-56-1	Readily biodegradable (95% @ 20d)

### 12.3. Bioaccumulative potential

Substances	CAS Number	Log Pow
Hydrotreated light petroleum distillate	64742-47-8	No information available
Ethanol	64-17-5	-0.32
Fatty acids, tall-oil, ethoxylated	61791-00-2	MW > 700
C12-C15 Ethoxylated alcohols	68131-39-5	3
Amides, tall-oil fatty, N,N-bis(hydroxyethyl)	68155-20-4	3.2 (estimated)

Butyl alcohol	71-36-3	1
Methanol	67-56-1	Not Bioaccumulative; BCF=1

#### 12.4. Mobility in soil

Substances	CAS Number	Mobility
Hydrotreated light petroleum distillate	64742-47-8	No information available
Ethanol	64-17-5	No information available
Fatty acids, tall-oil, ethoxylated	61791-00-2	No information available
C12-C15 Ethoxylated alcohols	68131-39-5	No information available
Amides, tall-oil fatty, N,N-bis(hydroxyethyl)	68155-20-4	No information available
Butyl alcohol	71-36-3	KOC = 72
Methanol	67-56-1	No information available

#### 12.6. Other adverse effects

##### Endocrine Disruptor Information

This product does not contain any known or suspected endocrine disruptors

### 13. Disposal Considerations

#### Safe handling and disposal methods

Disposal should be made in accordance with federal, state, and local regulations.

#### Disposal of any contaminated packaging

Follow all applicable national or local regulations.

#### Environmental regulations

Not applicable

### 14. Transport Information

#### Transportation Information

##### Australia ADG

**UN Number** UN1993  
**UN proper shipping name:** Flammable Liquid, N.O.S. (Contains Ethanol, Butanol)  
**Transport Hazard Class(es):** 3  
**Packing Group:** III  
**Environmental Hazards:** Not applicable

##### IMDG/IMO

**UN Number** UN1993  
**UN proper shipping name:** Flammable Liquid, N.O.S. (Contains Ethanol, Butanol)  
**Transport Hazard Class(es):** 3  
**Packing Group:** III  
**Environmental Hazards:** Not applicable

##### IATA/ICAO

**UN Number** UN1993  
**UN proper shipping name:** Flammable Liquid, N.O.S. (Contains Ethanol, Butanol)  
**Transport Hazard Class(es):** 3  
**Packing Group:** III  
**Environmental Hazards:** Not applicable

#### Special precautions during transport

None

#### HazChem Code

•3Y

### 15. Regulatory Information

**Safety, health and environmental regulations specific for the product****International Inventories****Australian AICS Inventory**

All components are listed on the AICS or are subject to a relevant exemption, permit, or assessment certificate.

**New Zealand Inventory of Chemicals**

All components are listed on the NZIoC or are subject to a relevant exemption, permit, or assessment certificate.

**EINECS (European Inventory of Existing Chemical Substances)**

This product does not comply with EINECS

**US TSCA Inventory**

All components listed on inventory or are exempt.

**Canadian Domestic Substances List (DSL)**

All components listed on inventory or are exempt.

**Poisons Schedule number**

None Allocated

**International Agreements****Montreal Protocol - Ozone Depleting Substances:**

Does not apply

**Stockholm Convention - Persistent Organic Pollutants:**

Does not apply

**Rotterdam Convention - Prior Informed Consent:**

Does not apply

**Basel Convention - Hazardous Waste:**

Does not apply

<b>16. Other information</b>
------------------------------

**Date of preparation or review****Revision Date:**

31-Aug-2017

**Revision Note**

SDS sections updated:

2

**Full text of H-Statements referred to under sections 2 and 3**

H225 - Highly flammable liquid and vapor

H226 - Flammable liquid and vapor

H301 - Toxic if swallowed

H302 - Harmful if swallowed

H304 - May be fatal if swallowed and enters airways

H311 - Toxic in contact with skin

H315 - Causes skin irritation

H318 - Causes serious eye damage

H319 - Causes serious eye irritation

H331 - Toxic if inhaled

H335 - May cause respiratory irritation

H360 - May damage fertility or the unborn child

H370 - Causes damage to organs

H400 - Very toxic to aquatic life

H401 - Toxic to aquatic life

H412 - Harmful to aquatic life with long lasting effects

**Additional information**

For additional information on the use of this product, contact your local Halliburton representative.

For questions about the Safety Data Sheet for this or other Halliburton products, contact Chemical Stewardship at 1-580-251-4335.

**Key abbreviations or acronyms used**

bw – body weight

CAS – Chemical Abstracts Service

EC50 – Effective Concentration 50%

LC50 – Lethal Concentration 50%

---

LD50 – Lethal Dose 50%  
LL50 – Lethal Loading 50%  
mg/kg – milligram/kilogram  
mg/L – milligram/liter  
NOEC – No Observed Effect Concentration  
OEL – Occupational Exposure Limit  
PBT – Persistent Bioaccumulative and Toxic  
ppm – parts per million  
STEL – Short Term Exposure Limit  
TWA – Time-Weighted Average  
vPvB – very Persistent and very Bioaccumulative  
h - hour  
mg/m<sup>3</sup> - milligram/cubic meter  
mm - millimeter  
mmHg - millimeter mercury  
w/w - weight/weight  
d - day

**Key literature references and sources for data**

[www.ChemADVISOR.com/](http://www.ChemADVISOR.com/)

**Disclaimer Statement**

This information is furnished without warranty, expressed or implied, as to accuracy or completeness. The information is obtained from various sources including the manufacturer and other third party sources. The information may not be valid under all conditions nor if this material is used in combination with other materials or in any process. Final determination of suitability of any material is the sole responsibility of the user.

**End of Safety Data Sheet**



**SAFETY DATA SHEET****DRIL-N-SLIDE™**

Revision Date: 16-Sep-2015

Revision Number: 17

**1. Product Identifier & Identity for the Chemical**

**Statement of Hazardous Nature** Non-Hazardous according to the criteria of the 3rd Revised Edition of the Globally Harmonised System of Classification and Labelling of Chemicals (GHS), Non-Dangerous Goods according to the criteria of ADG.

**1.1. Product Identifier**

**Product Name** DRIL-N-SLIDE™

**Other means of Identification**

**Synonyms:** None  
**Product Code:** HM003622

**Recommended use of the chemical and restrictions on use**

**Recommended Use** Lubricant  
**Uses Advised Against** No information available

**Supplier's name, address and phone number**

**Manufacturer/Supplier** Halliburton/Baroid Australia Pty. Ltd.  
15 Marriott Road  
Jandakot  
WA 6164  
Australia

ACN Number: 009 000 775  
Telephone Number: 61 (08) 9455 8300  
Fax Number: 61 (08) 9455 5300

**Product Emergency Telephone**

Australia: + 61 1 800 686 951  
Papua New Guinea: + 61 1 800 686 951  
NewZealand: +64 800 451719

**Fire, Police & Ambulance - Emergency Telephone**

Australia: 000  
Papua New Guinea: 000  
New Zealand: 111

**E-Mail address:** fdunexchem@halliburton.com

**Emergency phone number**

+ 61 1 800 686 951

**Australian Poisons Information Centre**

24 Hour Service: - 13 11 26  
Police or Fire Brigade: - 000 (exchange): - 1100

**2. Hazard Identification**

**Statement of Hazardous Nature** Non-Hazardous according to the criteria of the 3rd Revised Edition of the Globally Harmonised System of Classification and Labelling of Chemicals (GHS), Non-Dangerous Goods according to the criteria of ADG.

**Classification of the hazardous chemical**

Not classified

**Label elements, including precautionary statements****Hazard Pictograms****Signal Word** Not Hazardous**Hazard Statements** Not Classified**Precautionary Statements****Prevention** None**Response** None**Storage** None**Disposal** None**Contains****Substances**

Contains no hazardous substances in concentrations above cut-off values according to the competent authority

**CAS Number**

NA

**Other hazards which do not result in classification**

This substance is not considered to be persistent, bioaccumulating nor toxic (PBT).

This substance is not considered to be very persistent nor very bioaccumulating (vPvB).

**Australia Classification***For the full text of the H-phrases mentioned in this Section, see Section 16***Classification** Not Classified**Risk Phrases** None**3. Composition/information on Ingredients**

Substances	CAS Number	PERCENT (w/w)	GHS Classification - Australia
Contains no hazardous substances in concentrations above cut-off values according to the competent authority	NA	60 - 100%	Not Applicable

**4. First aid measures****Description of necessary first aid measures**

<b>Inhalation</b>	If inhaled, remove from area to fresh air. Get medical attention if respiratory irritation develops or if breathing becomes difficult.
<b>Eyes</b>	In case of contact, immediately flush eyes with plenty of water for at least 15 minutes and get medical attention if irritation persists.
<b>Skin</b>	Wash with soap and water.
<b>Ingestion</b>	Get medical attention! If vomiting occurs, keep head lower than hips to prevent aspiration. Rinse mouth. Never give anything by mouth to an unconscious person.

**Symptoms caused by exposure**

No significant hazards expected.

**Medical Attention and Special Treatment**

**Notes to Physician**

Treat symptomatically

**5. Fire Fighting Measures****Suitable extinguishing equipment****Suitable Extinguishing Media**

Water fog, carbon dioxide, foam, dry chemical.

**Extinguishing media which must not be used for safety reasons**

None known.

**Specific hazards arising from the chemical****Special Exposure Hazards**

Decomposition in fire may produce harmful gases.

**Special protective equipment and precautions for fire fighters****Special Protective Equipment for Fire-Fighters**

Full protective clothing and approved self-contained breathing apparatus required for fire fighting personnel.

**6. Accidental release measures****6.1. Personal precautions, protective equipment and emergency procedures**

Use appropriate protective equipment. Avoid contact with skin, eyes and clothing. Avoid breathing vapors. Ensure adequate ventilation.

**6.2. Environmental precautions**

Prevent from entering sewers, waterways, or low areas.

**6.3. Methods and material for containment and cleaning up**

Isolate spill and stop leak where safe. Contain spill with sand or other inert materials. Scoop up and remove.

**7. Handling and storage****7.1. Precautions for Safe Handling****Handling Precautions**

Avoid contact with eyes, skin, or clothing. Avoid breathing vapors. Ensure adequate ventilation. Wash hands after use. Launder contaminated clothing before reuse. Use appropriate protective equipment.

**Hygiene Measures**

Handle in accordance with good industrial hygiene and safety practice.

**7.2. Conditions for safe storage, including any incompatibilities****Storage Information**

Keep container closed when not in use. Product has a shelf life of 36 months.

**Other Guidelines**

No information available

**8. Exposure Controls/Personal Protection****Control parameters - exposure standards, biological monitoring****Exposure Limits**

Substances	CAS Number	Australia NOHSC	ACGIH TLV-TWA
Contains no hazardous substances in concentrations above cut-off values according to the competent authority	NA	Not applicable	Not applicable

**Appropriate engineering controls****Engineering Controls**

Use in a well ventilated area.

**Personal protective equipment (PPE)**

<b>Respiratory Protection</b>	Not normally necessary.
<b>Hand Protection</b>	Impervious rubber gloves. Nitrile gloves. Neoprene gloves. Butyl rubber gloves.
<b>Skin Protection</b>	Normal work coveralls.
<b>Eye Protection</b>	Safety glasses.
<b>Other Precautions</b>	None known.
<b>Environmental Exposure Controls</b>	Do not allow material to contaminate ground water system

## 9. Physical and Chemical Properties

### 9.1. Information on basic physical and chemical properties

**Physical State:** Liquid  
**Odor:** Bland

**Color:** Yellowish

**Odor Threshold:** No information available

#### Property

#### Remarks/ - Method

#### Values

#### **pH:**

No data available

#### **Freezing Point/Range**

< -30 °C

#### **Melting Point/Range**

No data available

#### **Boiling Point/Range**

240 °C / 464 °F

#### **Flash Point**

147 °C / 296 °F PMCC

#### **Evaporation rate**

No data available

#### **Vapor Pressure**

No data available

#### **Vapor Density**

No data available

#### **Specific Gravity**

0.86

#### **Water Solubility**

Insoluble in water

#### **Solubility in other solvents**

No data available

#### **Partition coefficient: n-octanol/water**

1.69

#### **Autoignition Temperature**

240 °C / 464 °F

#### **Decomposition Temperature**

No data available

#### **Viscosity**

No data available

#### **Explosive Properties**

No information available

#### **Oxidizing Properties**

No information available

### 9.2. Other information

#### **VOC Content (%)**

0%

#### **Liquid Density**

7.18 lbs/gal

#### **Bulk Density**

53.69 lbs/ft3

## 10. Stability and Reactivity

### 10.1. Reactivity

Not expected to be reactive.

### 10.2. Chemical Stability

Stable

### 10.3. Possibility of Hazardous Reactions

Will Not Occur

### 10.4. Conditions to Avoid

None anticipated

### 10.5. Incompatible Materials

Strong oxidizers.

### 10.6. Hazardous Decomposition Products

Carbon monoxide and carbon dioxide.

## 11. Toxicological Information

### Information on routes of exposure

**Principle Route of Exposure** Eye or skin contact, inhalation.

### Symptoms related to exposure

**Most Important Symptoms/Effects**

No significant hazards expected.

### Numerical measures of toxicity

#### Toxicology data for the components

Substances	CAS Number	LD50 Oral	LD50 Dermal	LC50 Inhalation
Contains no hazardous substances in concentrations above cut-off values according to the competent authority	NA	No data available	No data available	No data available

#### Immediate, delayed and chronic health effects from exposure

Inhalation	May cause mild respiratory irritation.
Eye Contact	May cause mild eye irritation.
Skin Contact	May cause mild skin irritation.
Ingestion	Not determined

**Chronic Effects/Carcinogenicity** No data available to indicate product or components present at greater than 0.1% are chronic health hazards.

#### Exposure Levels

No data available

#### Interactive effects

None known.

#### Data limitations

No data available

Substances	CAS Number	Skin corrosion/irritation
Contains no hazardous substances in concentrations above cut-off values according to the competent authority	NA	Not applicable.

Substances	CAS Number	Eye damage/irritation
Contains no hazardous substances in concentrations above cut-off values according to the competent authority	NA	Not applicable.

Substances	CAS Number	Skin Sensitization
Contains no hazardous substances in concentrations above cut-off values according to the competent authority	NA	Not applicable

Substances	CAS Number	Respiratory Sensitization
Contains no hazardous substances in concentrations above cut-off values according to the competent authority	NA	Not applicable

Substances	CAS Number	Mutagenic Effects
Contains no hazardous substances in concentrations above cut-off	NA	Not applicable

values according to the competent authority		
<b>Substances</b>	<b>CAS Number</b>	<b>Carcinogenic Effects</b>
Contains no hazardous substances in concentrations above cut-off values according to the competent authority	NA	Not applicable
<b>Substances</b>	<b>CAS Number</b>	<b>Reproductive toxicity</b>
Contains no hazardous substances in concentrations above cut-off values according to the competent authority	NA	Not applicable
<b>Substances</b>	<b>CAS Number</b>	<b>STOT - single exposure</b>
Contains no hazardous substances in concentrations above cut-off values according to the competent authority	NA	Not applicable
<b>Substances</b>	<b>CAS Number</b>	<b>STOT - repeated exposure</b>
Contains no hazardous substances in concentrations above cut-off values according to the competent authority	NA	Not applicable
<b>Substances</b>	<b>CAS Number</b>	<b>Aspiration hazard</b>
Contains no hazardous substances in concentrations above cut-off values according to the competent authority	NA	Not applicable

## 12. Ecological Information

### Ecotoxicity

#### **Product Ecotoxicity Data**

No data available

#### **Substance Ecotoxicity Data**

Substances	CAS Number	Toxicity to Algae	Toxicity to Fish	Toxicity to Microorganisms	Toxicity to Invertebrates
Contains no hazardous substances in concentrations above cut-off values according to the competent authority	NA	No information available	No information available	No information available	No information available

### 12.2. Persistence and degradability

Substances	CAS Number	Persistence and Degradability
Contains no hazardous substances in concentrations above cut-off values according to the competent authority	NA	No information available

### 12.3. Bioaccumulative potential

Substances	CAS Number	Log Pow
------------	------------	---------

Contains no hazardous substances in concentrations above cut-off values according to the competent authority	NA	No information available
--	----	--------------------------

**12.4. Mobility in soil**

Substances	CAS Number	Mobility
Contains no hazardous substances in concentrations above cut-off values according to the competent authority	NA	No information available

**12.6. Other adverse effects****Endocrine Disruptor Information**

This product does not contain any known or suspected endocrine disruptors

<b>13. Disposal Considerations</b>
------------------------------------

**Safe handling and disposal methods**

Bury in a licensed landfill according to federal, state, and local regulations.

**Disposal of any contaminated packaging**

Follow all applicable national or local regulations.

**Environmental regulations**

Not applicable

<b>14. Transport Information</b>
----------------------------------

**Transportation Information**

<b>UN Number:</b>	Not restricted
<b>UN Proper Shipping Name:</b>	Not restricted
<b>Transport Hazard Class(es):</b>	Not applicable
<b>Packing Group:</b>	Not applicable
<b>Environmental Hazards:</b>	Not applicable

**Special precautions during transport**

None

**HazChem Code**

None Allocated

<b>15. Regulatory Information</b>
-----------------------------------

**Safety, health and environmental regulations specific for the product****International Inventories**

<b>Australian AICS Inventory</b>	All components listed on inventory or are exempt.
<b>New Zealand Inventory of Chemicals</b>	All components listed on inventory or are exempt.
<b>EINECS Inventory</b>	This product, and all its components, complies with EINECS
<b>US TSCA Inventory</b>	All components listed on inventory or are exempt.
<b>Canadian DSL Inventory</b>	All components listed on inventory or are exempt.

**Poisons Schedule number**

None Allocated

<b>16. Other information</b>
------------------------------

**Date of preparation or review**

**Revision Date:** 16-Sep-2015

**Revision Note**

SDS sections updated: 2

**Full text of R-phrases referred to under Sections 2 and 3**

None

**Full text of H-Statements referred to under sections 2 and 3**

None

**Additional information**

For additional information on the use of this product, contact your local Halliburton representative.

For questions about the Safety Data Sheet for this or other Halliburton products, contact Chemical Stewardship at 1-580-251-4335.

**Key abbreviations or acronyms used**

bw – body weight CAS – Chemical Abstracts Service EC50 – Effective Concentration 50% LC50 – Lethal Concentration 50% LD50 – Lethal Dose 50% LL50 – Lethal Loading 50% mg/kg – milligram/kilogram mg/L – milligram/liter NOEC – No Observed Effect Concentration OEL – Occupational Exposure Limit PBT – Persistent Bioaccumulative and Toxic ppm – parts per million STEL – Short Term Exposure Limit TWA – Time-Weighted Average vPvB – very Persistent and very Bioaccumulative h - hour mg/m<sup>3</sup> - milligram/cubic meter mm - millimeter mmHg - millimeter mercury w/w - weight/weight d - day

**Key literature references and sources for data**

[www.ChemADVISOR.com/](http://www.ChemADVISOR.com/)

**Disclaimer Statement**

This information is furnished without warranty, expressed or implied, as to accuracy or completeness. The information is obtained from various sources including the manufacturer and other third party sources. The information may not be valid under all conditions nor if this material is used in combination with other materials or in any process. Final determination of suitability of any material is the sole responsibility of the user.

**End of Safety Data Sheet**



**SAFETY DATA SHEET****FE-2**

Revision Date: 16-Apr-2015

Revision Number: 28

**1. Product Identifier & Identity for the Chemical**

**Statement of Hazardous Nature** Hazardous according to the criteria of the 3rd Revised Edition of the Globally Harmonised System of Classification and Labelling of Chemicals (GHS), Non-Dangerous Goods according to the criteria of ADG.

**1.1. Product Identifier**

**Product Name** FE-2

**Other means of Identification**

**Synonyms:** None  
**Product Code:** HM000682

**Recommended use of the chemical and restrictions on use**

**Recommended Use** Iron Control Agent  
**Uses Advised Against** No information available

**Supplier's name, address and phone number**

**Manufacturer/Supplier** Halliburton Australia Pty. Ltd.  
15 Marriott Road  
Jandakot  
WA 6164  
Australia  
  
ACN Number: 009 000 775  
Telephone Number: + 61 1 800 686 951  
Fax Number: 61 (08) 9455 5300  
**E-Mail address:** fdunexchem@halliburton.com

**Emergency phone number**

+ 61 1 800 686 951

**Australian Poisons Information Centre**

24 Hour Service: - 13 11 26  
Police or Fire Brigade: - 000 (exchange): - 1100

**2. Hazard Identification**

**Statement of Hazardous Nature** Hazardous according to the criteria of the 3rd Revised Edition of the Globally Harmonised System of Classification and Labelling of Chemicals (GHS), Non-Dangerous Goods according to the criteria of ADG.

**Classification of the hazardous chemical**

Serious Eye Damage / Eye Irritation	Category 2 - H319
-------------------------------------	-------------------

**Label elements, including precautionary statements****Hazard Pictograms**



<b>Signal Word</b>	Warning
<b>Hazard Statements</b>	H319 - Causes serious eye irritation
<b>Precautionary Statements</b>	
<b>Prevention</b>	P264 - Wash face, hands and any exposed skin thoroughly after handling P280 - Wear eye protection/face protection
<b>Response</b>	P305 + P351 + P338 - IF IN EYES: Rinse cautiously with water for several minutes. Remove contact lenses, if present and easy to do. Continue rinsing P337 + P313 - If eye irritation persists: Get medical advice/attention
<b>Storage</b>	None
<b>Disposal</b>	None

**Contains Substances**  
Citric acid

**CAS Number**  
77-92-9

**Other hazards which do not result in classification**

This substance is not considered to be persistent, bioaccumulating nor toxic (PBT).  
This substance is not considered to be very persistent nor very bioaccumulating (vPvB).

**Australia Classification**

*For the full text of the H-phrases mentioned in this Section, see Section 16*

<b>Classification</b>	Xi - Irritant.
<b>Risk Phrases</b>	R36 Irritating to eyes.

### 3. Composition/information on Ingredients

Substances	CAS Number	PERCENT (w/w)	GHS Classification - Australia
Citric acid	77-92-9	60 - 100%	Eye Irrit. 2A (H319)

### 4. First aid measures

**Description of necessary first aid measures**

<b>Inhalation</b>	If inhaled, remove from area to fresh air. Get medical attention if respiratory irritation develops or if breathing becomes difficult.
<b>Eyes</b>	In case of contact, or suspected contact, immediately flush eyes with plenty of water for at least 15 minutes and get medical attention immediately after flushing.
<b>Skin</b>	Wash with soap and water. Get medical attention if irritation persists.
<b>Ingestion</b>	Do NOT induce vomiting. Give nothing by mouth. Obtain immediate medical attention.

**Symptoms caused by exposure**

Causes eye irritation.

**Medical Attention and Special Treatment**

**Notes to Physician** Treat symptomatically

## 5. Fire Fighting Measures

**Suitable extinguishing equipment****Suitable Extinguishing Media**

Water fog, carbon dioxide, foam, dry chemical.

**Extinguishing media which must not be used for safety reasons**

None known.

**Specific hazards arising from the chemical****Special Exposure Hazards**

Decomposition in fire may produce harmful gases. Organic dust in the presence of an ignition source can be explosive in high concentrations. Good housekeeping practices are required to minimize this potential.

**Special protective equipment and precautions for fire fighters****Special Protective Equipment for Fire-Fighters**

Full protective clothing and approved self-contained breathing apparatus required for fire fighting personnel.

## 6. Accidental release measures

**6.1. Personal precautions, protective equipment and emergency procedures**

Use appropriate protective equipment. Avoid creating and breathing dust. Avoid contact with skin, eyes and clothing. Ensure adequate ventilation.

**6.2. Environmental precautions**

Prevent from entering sewers, waterways, or low areas.

**6.3. Methods and material for containment and cleaning up**

Scoop up and remove.

## 7. Handling and storage

**7.1. Precautions for Safe Handling****Handling Precautions**

Avoid contact with eyes, skin, or clothing. Avoid creating or inhaling dust. Ensure adequate ventilation. Wash hands after use. Launder contaminated clothing before reuse. Use appropriate protective equipment.

**Hygiene Measures**

Handle in accordance with good industrial hygiene and safety practice.

**7.2. Conditions for safe storage, including any incompatibilities****Storage Information**

Store away from alkalis. Store away from oxidizers. Store in a cool, dry location. Product has a shelf life of 60 months.

**Other Guidelines**

No information available

## 8. Exposure Controls/Personal Protection

**Control parameters - exposure standards, biological monitoring****Exposure Limits**

Substances	CAS Number	Australia NOHSC	ACGIH TLV-TWA
Citric acid	77-92-9	Not applicable	Not applicable

**Appropriate engineering controls**

**Engineering Controls** Use in a well ventilated area.

**Personal protective equipment (PPE)**

**Respiratory Protection** If engineering controls and work practices cannot keep exposure below occupational exposure limits or if exposure is unknown, wear a NIOSH certified, European Standard EN 149, AS/NZS 1715:2009, or equivalent respirator when using this product. Selection of and instruction on using all personal protective equipment, including respirators, should be performed by an Industrial Hygienist or other qualified professional.  
Dust/mist respirator. (N95, P2/P3)

**Hand Protection** Chemical-resistant protective gloves (EN 374) Suitable materials for longer, direct contact (recommended: protection index 6, corresponding to > 480 minutes permeation time as per EN 374): Nitrile gloves. (>= 0.35 mm thickness)

This information is based on literature references and on information provided by glove manufacturers, or is derived by analogy with similar substances. Please note that in practice the working life of chemical-resistant protective gloves may be considerably shorter than the permeation time determined in accordance with EN 374 as a result of the many influencing factors (e.g. temperature). If signs of wear and tear are noticed then the gloves should be replaced. Manufacturer's directions for use should be observed because of great diversity of types.

**Skin Protection** Normal work coveralls.

**Eye Protection** Chemical goggles; also wear a face shield if splashing hazard exists.

**Other Precautions** None known.

**Environmental Exposure Controls** Do not allow material to contaminate ground water system

## 9. Physical and Chemical Properties

### 9.1. Information on basic physical and chemical properties

**Physical State:** Solid  
**Odor:** Odorless

**Color:** White  
**Odor Threshold:** No information available

Property  
Remarks/ - Method

Values

**pH:**

2 - 2.2

**Freezing Point/Range**

No data available

**Melting Point/Range**

No data available

**Boiling Point/Range**

No data available

**Flash Point**

No data available

upper flammability limit

65

lower flammability limit

8

**Evaporation rate**

No data available

**Vapor Pressure**

No data available

**Vapor Density**

No data available

**Specific Gravity**

1.665

**Water Solubility**

Soluble in water

**Solubility in other solvents**

No data available

**Partition coefficient: n-octanol/water**

No data available

**Autoignition Temperature**

1000 °C / 1832 °F

**Decomposition Temperature**

No data available

**Viscosity**

No data available

**Explosive Properties**

No information available

**Oxidizing Properties**

No information available

### 9.2. Other information

**Molecular Weight**

192.13

**VOC Content (%)**

No data available

## 10. Stability and Reactivity

### 10.1. Reactivity

Not expected to be reactive.

### 10.2. Chemical Stability

Stable

**10.3. Possibility of Hazardous Reactions**

Will Not Occur

**10.4. Conditions to Avoid**

None anticipated

**10.5. Incompatible Materials**

Strong alkalis. Strong oxidizers.

**10.6. Hazardous Decomposition Products**

Carbon monoxide and carbon dioxide.

<b>11. Toxicological Information</b>
--------------------------------------

**Information on routes of exposure****Principle Route of Exposure** Eye or skin contact, inhalation.**Symptoms related to exposure****Most Important Symptoms/Effects**

Causes eye irritation.

**Numerical measures of toxicity****Toxicology data for the components**

Substances	CAS Number	LD50 Oral	LD50 Dermal	LC50 Inhalation
Citric acid	77-92-9	5400 mg/kg (Rat) 5790 mg/kg (Mouse) 11,700 mg/kg (Rat)	> 2000 mg/kg	No data available

**Immediate, delayed and chronic health effects from exposure****Inhalation** May cause mild respiratory irritation.**Eye Contact** Causes eye irritation.**Skin Contact** May cause mild skin irritation.**Ingestion** Irritation of the mouth, throat, and stomach. May cause abdominal pain, vomiting, nausea, and diarrhea.**Chronic Effects/Carcinogenicity** No data available to indicate product or components present at greater than 0.1% are chronic health hazards.**Exposure Levels**

No data available

**Interactive effects**

None known.

**Data limitations**

No data available

Substances	CAS Number	Skin corrosion/irritation
Citric acid	77-92-9	Not irritating to skin in rabbits.

Substances	CAS Number	Eye damage/irritation
Citric acid	77-92-9	Causes severe eye irritation.

Substances	CAS Number	Skin Sensitization
Citric acid	77-92-9	Patch test on human volunteers did not demonstrate sensitization properties

Substances	CAS Number	Respiratory Sensitization
Citric acid	77-92-9	No information available

Substances	CAS Number	Mutagenic Effects
Citric acid	77-92-9	Did not show mutagenic effects in animal experiments

Substances	CAS Number	Carcinogenic Effects
Citric acid	77-92-9	Did not show carcinogenic effects in animal experiments
Substances	CAS Number	Reproductive toxicity
Citric acid	77-92-9	Animal testing did not show any effects on fertility. Did not show teratogenic effects in animal experiments.
Substances	CAS Number	STOT - single exposure
Citric acid	77-92-9	No data of sufficient quality are available.
Substances	CAS Number	STOT - repeated exposure
Citric acid	77-92-9	No significant toxicity observed in animal studies at concentration requiring classification.
Substances	CAS Number	Aspiration hazard
Citric acid	77-92-9	No adverse health effects are expected from swallowing.

## 12. Ecological Information

### Ecotoxicity

#### Product Ecotoxicity Data

No data available

#### Substance Ecotoxicity Data

Substances	CAS Number	Toxicity to Algae	Toxicity to Fish	Toxicity to Microorganisms	Toxicity to Invertebrates
Citric acid	77-92-9	NOEC (8d) 425 mg/L (cell density) (Scenedesmus quadricauda) LOEC (8d) >80 mg/L (Microcystis aeruginosa)	LC50 (96h) 1516 mg/L (Lepomis macrochirus) LC50 (48h) 440 mg/L (Leuciscus idus melanotus) LC50 (96h) >100 mg/L (Pimephales promelas)	TT (72h) 485 mg/L (Entosiphon sulcatum)	TLM96 100-330 ppm (Crangon crangon) EC50 (24h) 1535 mg/L (Daphnia magna) LC50 (48h) 160 mg/L (Daphnia magna) EC50 (48h) >50 mg/L (Daphnia magna)

### 12.2. Persistence and degradability

Biodegradable.

Substances	CAS Number	Persistence and Degradability
Citric acid	77-92-9	Readily biodegradable (97% @ 28d)

### 12.3. Bioaccumulative potential

Does not bioaccumulate

Substances	CAS Number	Log Pow
Citric acid	77-92-9	-1.61 to -1.80

### 12.4. Mobility in soil

Substances	CAS Number	Mobility
Citric acid	77-92-9	No information available

### 12.6. Other adverse effects

#### Endocrine Disruptor Information

This product does not contain any known or suspected endocrine disruptors

## 13. Disposal Considerations

### Safe handling and disposal methods

Bury in a licensed landfill according to federal, state, and local regulations.

### Disposal of any contaminated packaging

Follow all applicable national or local regulations. Contaminated packaging may be disposed of by: rendering packaging incapable of containing any substance, or treating packaging to remove residual contents, or treating packaging to make sure the residual

contents are no longer hazardous, or by disposing of packaging into commercial waste collection.

**Environmental regulations**

Not applicable

**14. Transport Information****Transportation Information**

<b>UN Number:</b>	Not restricted
<b>UN Proper Shipping Name:</b>	Not restricted
<b>Transport Hazard Class(es):</b>	Not applicable
<b>Packing Group:</b>	Not applicable
<b>Environmental Hazards:</b>	Not applicable

**Special precautions during transport**

None

**HazChem Code**

None Allocated

**15. Regulatory Information****Safety, health and environmental regulations specific for the product****International Inventories**

<b>Australian AICS Inventory</b>	All components listed on inventory or are exempt.
<b>New Zealand Inventory of Chemicals</b>	All components listed on inventory or are exempt.
<b>EINECS Inventory</b>	This product, and all its components, complies with EINECS
<b>US TSCA Inventory</b>	All components listed on inventory or are exempt.
<b>Canadian DSL Inventory</b>	All components listed on inventory or are exempt.

**Poisons Schedule number**

None Allocated

**16. Other information****Date of preparation or review**

**Revision Date:** 16-Apr-2015

**Revision Note** Revision Note  
SDS sections updated: 2

**Full text of R-phrases referred to under Sections 2 and 3**

R36 - Irritating to eyes

**Full text of H-Statements referred to under sections 2 and 3**

H319 - Causes serious eye irritation

**Additional information**

For additional information on the use of this product, contact your local Halliburton representative.

For questions about the Safety Data Sheet for this or other Halliburton products, contact Chemical Stewardship at 1-580-251-4335.

**Key abbreviations or acronyms used**

bw – body weight CAS – Chemical Abstracts Service EC50 – Effective Concentration 50% LC50 – Lethal Concentration 50% LD50

---

– Lethal Dose 50% LL50 – Lethal Loading 50% mg/kg – milligram/kilogram mg/L – milligram/liter NOEC – No Observed Effect Concentration OEL – Occupational Exposure Limit PBT – Persistent Bioaccumulative and Toxic ppm – parts per million STEL – Short Term Exposure Limit TWA – Time-Weighted Average vPvB – very Persistent and very Bioaccumulative h - hour mg/m<sup>3</sup> - milligram/cubic meter mm - millimeter mmHg - millimeter mercury w/w - weight/weight d - day

**Key literature references and sources for data**

[www.ChemADVISOR.com/](http://www.ChemADVISOR.com/)

NZ CCID

**Disclaimer Statement**

This information is furnished without warranty, expressed or implied, as to accuracy or completeness. The information is obtained from various sources including the manufacturer and other third party sources. The information may not be valid under all conditions nor if this material is used in combination with other materials or in any process. Final determination of suitability of any material is the sole responsibility of the user.

**End of Safety Data Sheet**



## SAFETY DATA SHEET

### HC-2A

Revision Date: 12-Jun-2018

Revision Number: 2

#### 1. Product Identifier & Identity for the Chemical

**Statement of Hazardous Nature** Hazardous according to the criteria of the 3rd Revised Edition of the Globally Harmonised System of Classification and Labelling of Chemicals (GHS), Non-Dangerous Goods according to the criteria of ADG.

**1.1. Product Identifier**

**Product Name** HC-2A

**Other means of Identification**

**Synonyms** None  
**Hazardous Material Number:** HM008835

**Recommended use of the chemical and restrictions on use**

**Recommended Use** Surfactant  
**Uses advised against** No information available

**Supplier's name, address and phone number**

**Manufacturer/Supplier** Halliburton Australia Pty. Ltd.  
 15 Marriott Road, Jandakot, WA 6164  
 Australia  
 ACN Number: 009 000 775  
 Telephone Number: + 61 1 800 686 951  
 Fax Number: 61 (08) 9455 5300  
**E-mail Address** fdunexchem@halliburton.com

**Emergency phone number**

+ 61 1 800 686 951  
 Global Incident Response Access Code: 334305  
 Contract Number: 14012

**Australian Poisons Information Centre**

24 Hour Service: - 13 11 26  
 Police or Fire Brigade: - 000 (exchange): - 1100

#### 2. Hazard Identification

**Statement of Hazardous Nature** Hazardous according to the criteria of the 3rd Revised Edition of the Globally Harmonised System of Classification and Labelling of Chemicals (GHS), Non-Dangerous Goods according to the criteria of ADG.

**Classification of the hazardous chemical**

Serious Eye Damage/Irritation	Category 1 - H318
Acute Aquatic Toxicity	Category 2 - H401
Chronic Aquatic Toxicity	Category 2 - H411

**Label elements, including precautionary statements**

**Hazard Pictograms**

**Signal Word**

DANGER

**Hazard Statements:**

H318 - Causes serious eye damage  
 H401 - Toxic to aquatic life  
 H411 - Toxic to aquatic life with long lasting effects

**Precautionary Statements****Prevention**

P273 - Avoid release to the environment  
 P280 - Wear eye protection/face protection

**Response**

P305 + P351 + P338 - IF IN EYES: Rinse cautiously with water for several minutes. Remove contact lenses, if present and easy to do. Continue rinsing  
 P310 - Immediately call a POISON CENTER or doctor/physician  
 P391 - Collect spillage

**Storage**

None

**Disposal**

P501 - Dispose of contents/container in accordance with local/regional/national/international regulations

**Contains****Substances**

Inner salt of alkyl amines

**CAS Number**

Proprietary

**Other hazards which do not result in classification**

None known

*For the full text of the H-phrases mentioned in this Section, see Section 16*

### 3. Composition/information on Ingredients

Substances	CAS Number	PERCENT (w/w)	GHS Classification - Australia
Inner salt of alkyl amines	Proprietary	10 - 30%	Eye Corr. 1 (H318) Aquatic Acute 2 (H401) Aquatic Chronic 2 (H411)

### 4. First aid measures

**Description of necessary first aid measures****Inhalation**

If inhaled, remove from area to fresh air. Get medical attention if respiratory irritation develops or if breathing becomes difficult.

**Eyes**

Immediately flush eyes with large amounts of water for at least 30 minutes. Seek prompt medical attention.

**Skin**

Wash with soap and water. Get medical attention if irritation persists.

**Ingestion**

Rinse mouth with water many times. Get medical attention if symptoms occur

**Symptoms caused by exposure**

Causes severe eye irritation which may damage tissue.

**Medical Attention and Special Treatment****Notes to Physician**

Treat symptomatically

## 5. Fire Fighting Measures

### Suitable extinguishing equipment

#### **Suitable Extinguishing Media**

Water fog, carbon dioxide, foam, dry chemical.

#### **Extinguishing media which must not be used for safety reasons**

None known.

### Specific hazards arising from the chemical

#### **Special exposure hazards in a fire**

Use water spray to cool fire exposed surfaces. Decomposition in fire may produce harmful gases.

### Special protective equipment and precautions for fire fighters

#### **Special protective equipment for firefighters**

Full protective clothing and approved self-contained breathing apparatus required for fire fighting personnel.

## 6. Accidental release measures

### 6.1. Personal precautions, protective equipment and emergency procedures

Use appropriate protective equipment.

### 6.2. Environmental precautions

Prevent from entering sewers, waterways, or low areas.

### 6.3. Methods and material for containment and cleaning up

Isolate spill and stop leak where safe. Contain spill with sand or other inert materials. Scoop up and remove.

## 7. Handling and storage

### 7.1. Precautions for safe handling

#### **Handling Precautions**

Avoid contact with eyes, skin, or clothing. Avoid breathing vapors.

#### **Hygiene Measures**

Handle in accordance with good industrial hygiene and safety practice.

### 7.2. Conditions for safe storage, including any incompatibilities

#### **Storage Information**

Store away from oxidizers. Store in a cool well ventilated area. Keep container closed when not in use. Product has a shelf life of 60 months.

#### **Other Guidelines**

No information available

## 8. Exposure Controls/Personal Protection

### Control parameters - exposure standards, biological monitoring

#### **Exposure Limits**

Substances	CAS Number	Australia NOHSC	ACGIH TLV-TWA
Inner salt of alkyl amines	Proprietary	Not applicable	Not applicable

### Appropriate engineering controls

#### **Engineering Controls**

Use in a well ventilated area.

### Personal protective equipment (PPE)

#### **Personal Protective Equipment**

If engineering controls and work practices cannot prevent excessive exposures, the selection and proper use of personal protective equipment should be determined by an industrial hygienist or other qualified professional based on the specific application of this product.

<b>Respiratory Protection</b>	If engineering controls and work practices cannot keep exposure below occupational exposure limits or if exposure is unknown, wear a NIOSH certified, European Standard EN 149, AS/NZS 1715:2009, or equivalent respirator when using this product. Selection of and instruction on using all personal protective equipment, including respirators, should be performed by an Industrial Hygienist or other qualified professional. Dust/mist respirator. (N95, P2/P3)
<b>Hand Protection</b>	Use gloves which are suitable for the chemicals present in this product as well as other environmental factors in the workplace.
<b>Skin Protection</b>	Wear protective clothing appropriate for the work environment.
<b>Eye Protection</b>	Chemical goggles; also wear a face shield if splashing hazard exists.
<b>Other Precautions</b>	Eyewash fountains and safety showers must be easily accessible.
<b>Environmental Exposure Controls</b>	No information available

## 9. Physical and Chemical Properties

### 9.1. Information on basic physical and chemical properties

<b>Physical State:</b>	Liquid	<b>Color</b>	Clear light amber
<b>Odor:</b>	Surfactant	<b>Odor Threshold:</b>	No information available

<u>Property</u>	<u>Values</u>
<u>Remarks/ - Method</u>	
<b>pH:</b>	6.5-7.5
<b>Freezing Point / Range</b>	0 °C
<b>Melting Point / Range</b>	No data available
<b>Boiling Point / Range</b>	100 °C / 212 °F
<b>Flash Point</b>	> 100 °C / > 212 °F PMCC
<b>Evaporation rate</b>	No data available
<b>Vapor Pressure</b>	< 17.5 mmHg
<b>Vapor Density</b>	No data available
<b>Specific Gravity</b>	1.12
<b>Water Solubility</b>	Soluble in water
<b>Solubility in other solvents</b>	No data available
<b>Partition coefficient: n-octanol/water</b>	No data available
<b>Autoignition Temperature</b>	No data available
<b>Decomposition Temperature</b>	No data available
<b>Viscosity</b>	No data available
<b>Explosive Properties</b>	No information available
<b>Oxidizing Properties</b>	No information available

### 9.2. Other information

<b>VOC Content (%)</b>	No data available
------------------------	-------------------

## 10. Stability and Reactivity

### 10.1. Reactivity

Not expected to be reactive.

### 10.2. Chemical stability

Stable

### 10.3. Possibility of hazardous reactions

Will Not Occur

### 10.4. Conditions to avoid

Keep away from heat, sparks and flame.

### 10.5. Incompatible materials

Strong oxidizers.

### 10.6. Hazardous decomposition products

Oxides of nitrogen. Carbon monoxide and carbon dioxide. Hydrogen chloride.

## 11. Toxicological Information

### Information on routes of exposure

<b>Principle Route of Exposure</b>	Eye or skin contact, inhalation.
------------------------------------	----------------------------------

**Symptoms related to exposure****Most Important Symptoms/Effects**

Causes severe eye irritation which may damage tissue.

**Toxicology data for the components**

Substances	CAS Number	LD50 Oral	LD50 Dermal	LC50 Inhalation
Inner salt of alkyl amines	Proprietary	>5000 mg/kg-bw (rat)	>2000 mg/kg-bw (rat)	No data available

**Immediate, delayed and chronic health effects from exposure**

<b>Inhalation</b>	May cause mild respiratory irritation.
<b>Eye Contact</b>	Causes severe eye irritation which may damage tissue. May cause corneal injury.
<b>Skin Contact</b>	May cause mild skin irritation.
<b>Ingestion</b>	May cause abdominal pain, vomiting, nausea, and diarrhea.

**Chronic Effects/Carcinogenicity** No data available to indicate product or components present at greater than 0.1% are chronic health hazards.

**Exposure Levels**

No data available

**Interactive effects**

None known.

**Data limitations**

No data available

Substances	CAS Number	Skin corrosion/irritation
Inner salt of alkyl amines		Not irritating to skin in rabbits.

Substances	CAS Number	Serious eye damage/irritation
Inner salt of alkyl amines		Causes severe eye irritation (Rabbit)

Substances	CAS Number	Skin Sensitization
Inner salt of alkyl amines		Did not cause sensitization on laboratory animals (guinea pig)

Substances	CAS Number	Respiratory Sensitization
Inner salt of alkyl amines		No information available

Substances	CAS Number	Mutagenic Effects
Inner salt of alkyl amines		In vitro tests did not show mutagenic effects. In vivo tests did not show mutagenic effects.

Substances	CAS Number	Carcinogenic Effects
Inner salt of alkyl amines		Did not show carcinogenic effects in animal experiments

Substances	CAS Number	Reproductive toxicity
Inner salt of alkyl amines		Animal testing did not show any effects on fertility. Did not show teratogenic effects in animal experiments.

Substances	CAS Number	STOT - single exposure
Inner salt of alkyl amines		No significant toxicity observed in animal studies at concentration requiring classification.

Substances	CAS Number	STOT - repeated exposure
Inner salt of alkyl amines		No significant toxicity observed in animal studies at concentration requiring classification.

Substances	CAS Number	Aspiration hazard
Inner salt of alkyl amines		Not applicable

## 12. Ecological Information

### Ecotoxicity

#### Substance Ecotoxicity Data

Substances	CAS Number	Toxicity to Algae	Toxicity to Fish	Toxicity to Microorganisms	Toxicity to Invertebrates
Inner salt of alkyl amines	Proprietary	EC50 (96 h) 0.55 mg/L (Desmodesmus subspicatus) EC50 (72 h) 17.2 mg/L (Scenedesmus subspicatus) EC50 (72 h) 9.86 mg/L (Scenedesmus subspicatus) EC50 (72 h) 30 mg/L (Scenedesmus subspicatus)	LC50 (96 h) 2 mg/L (Brachydanio rerio) NOEC (28 d) 16 mg/L (Oncorhynchus mykiss)	No information available	EC50 (48 h) 6.5 mg/L (Daphnia magna) NOEC (21 d) 0.9 mg/L (Daphnia magna) NOEC (21 d) 0.932 mg/L (Daphnia magna) NOEC (21 d) 2.98 mg/L (Daphnia magna) NOEC (21 d) 0.03 mg/L (Daphnia magna) NOEC (21 d) 0.065 mg/L (Daphnia magna)

### 12.2. Persistence and degradability

Substances	CAS Number	Persistence and Degradability
Inner salt of alkyl amines	Proprietary	Readily biodegradable (>90% @ 28d)

### 12.3. Bioaccumulative potential

Substances	CAS Number	Log Pow
Inner salt of alkyl amines	Proprietary	Log Pow =0.9

### 12.4. Mobility in soil

Substances	CAS Number	Mobility
Inner salt of alkyl amines	Proprietary	No information available

### 12.6. Other adverse effects

#### Endocrine Disruptor Information

This product does not contain any known or suspected endocrine disruptors

## 13. Disposal Considerations

### Safe handling and disposal methods

Follow all applicable community, national or regional regulations regarding waste management methods.

### Disposal of any contaminated packaging

Follow all applicable national or local regulations.

### Environmental regulations

Not applicable

## 14. Transport Information

### Transportation Information

#### Australia ADG

UN Number	UN3082
UN proper shipping name:	Environmentally Hazardous Substance, Liquid, N.O.S. (Contains Inner salt of alkyl amines)
Transport Hazard Class(es):	9
Packing Group:	III
Environmental Hazards:	Marine Pollutant

### IMDG/IMO

<b>UN Number</b>	UN3082
<b>UN proper shipping name:</b>	Environmentally Hazardous Substance, Liquid, N.O.S. (Contains Inner salt of alkyl amines)
<b>Transport Hazard Class(es):</b>	9
<b>Packing Group:</b>	III
<b>Environmental Hazards:</b>	Marine Pollutant
<b>EMS:</b>	EmS F-A, S-F

**IATA/ICAO**

<b>UN Number</b>	UN3082
<b>UN proper shipping name:</b>	Environmentally Hazardous Substance, Liquid, N.O.S. (Contains Inner salt of alkyl amines)
<b>Transport Hazard Class(es):</b>	9
<b>Packing Group:</b>	III
<b>Environmental Hazards:</b>	Marine Pollutant

**Special precautions during transport**

None

**HazChem Code**

None Allocated

**15. Regulatory Information****Safety, health and environmental regulations specific for the product****International Inventories****Australian AICS Inventory**

All components are listed on the AICS or are subject to a relevant exemption, permit, or assessment certificate.

**New Zealand Inventory of Chemicals**

All components are listed on the NZIoC or are subject to a relevant exemption, permit, or assessment certificate.

**EINECS (European Inventory of Existing Chemical Substances)**

This product does not comply with EINECS

**US TSCA Inventory**

All components listed on inventory or are exempt.

**Canadian Domestic Substances List (DSL)**

All components listed on inventory or are exempt.

**Poisons Schedule number**

None Allocated

**International Agreements****Montreal Protocol - Ozone Depleting Substances:**

Does not apply.

**Stockholm Convention - Persistent Organic Pollutants:**

Does not apply.

**Rotterdam Convention - Prior Informed Consent:**

Does not apply.

**Basel Convention - Hazardous Waste:**

Does not apply.

**16. Other information****Date of preparation or review****Revision Date:**

12-Jun-2018

**Revision Note**

SDS sections updated:

2

**Full text of H-Statements referred to under sections 2 and 3**

H318 - Causes serious eye damage

H401 - Toxic to aquatic life

H411 - Toxic to aquatic life with long lasting effects

**Additional information**

For additional information on the use of this product, contact your local Halliburton representative.

For questions about the Safety Data Sheet for this or other Halliburton products, contact Chemical Stewardship at 1-580-251-4335.

**Key abbreviations or acronyms used**

bw – body weight  
CAS – Chemical Abstracts Service  
EC50 – Effective Concentration 50%  
LC50 – Lethal Concentration 50%  
LD50 – Lethal Dose 50%  
LL50 – Lethal Loading 50%  
mg/kg – milligram/kilogram  
mg/L – milligram/liter  
NOEC – No Observed Effect Concentration  
OEL – Occupational Exposure Limit  
PBT – Persistent Bioaccumulative and Toxic  
ppm – parts per million  
STEL – Short Term Exposure Limit  
TWA – Time-Weighted Average  
vPvB – very Persistent and very Bioaccumulative  
h - hour  
mg/m<sup>3</sup> - milligram/cubic meter  
mm - millimeter  
mmHg - millimeter mercury  
w/w - weight/weight  
d - day

**Key literature references and sources for data**

[www.ChemADVISOR.com/](http://www.ChemADVISOR.com/)

**Disclaimer Statement**

This information is furnished without warranty, expressed or implied, as to accuracy or completeness. The information is obtained from various sources including the manufacturer and other third party sources. The information may not be valid under all conditions nor if this material is used in combination with other materials or in any process. Final determination of suitability of any material is the sole responsibility of the user.

**End of Safety Data Sheet**



**SAFETY DATA SHEET****HYDROCHLORIC ACID**

Revision Date: 20-Jun-2016

Revision Number: 40

**1. Product Identifier & Identity for the Chemical**

**Statement of Hazardous Nature** Hazardous according to the criteria of the 3rd Revised Edition of the Globally Harmonised System of Classification and Labelling of Chemicals (GHS), Dangerous Goods according to the criteria of ADG.

**1.1. Product Identifier**

**Product Name** HYDROCHLORIC ACID

**Other means of Identification**

**Synonyms** None  
**Hazardous Material Number:** HM000911

**Recommended use of the chemical and restrictions on use**

**Recommended Use** Solvent  
**Uses advised against** No information available

**Supplier's name, address and phone number**

**Manufacturer/Supplier** Halliburton Australia Pty. Ltd.  
15 Marriott Road  
Jandakot  
WA 6164  
Australia  
  
ACN Number: 009 000 775  
Telephone Number: + 61 1 800 686 951  
Fax Number: 61 (08) 9455 5300  
**E-mail Address** fdunexchem@halliburton.com

**Emergency phone number**

+ 61 1 800 686 951

**Australian Poisons Information Centre**

24 Hour Service: - 13 11 26  
Police or Fire Brigade: - 000 (exchange): - 1100

**2. Hazard Identification**

**Statement of Hazardous Nature** Hazardous according to the criteria of the 3rd Revised Edition of the Globally Harmonised System of Classification and Labelling of Chemicals (GHS), Dangerous Goods according to the criteria of ADG.

**Classification of the hazardous chemical**

Acute inhalation toxicity - vapor	Category 3 - H331
Skin Corrosion/Irritation	Category 1 - H314
Serious Eye Damage/Irritation	Category 1 - H318
Specific Target Organ Toxicity - (Single Exposure)	Category 3 - H335
Substances/mixtures corrosive to metal	Category 1 - H290

**Label elements, including precautionary statements**

## Hazard pictograms



## Signal Word

Danger

## Hazard Statements:

H290 - May be corrosive to metals  
 H314 - Causes severe skin burns and eye damage  
 H318 - Causes serious eye damage  
 H331 - Toxic if inhaled  
 H335 - May cause respiratory irritation

## Precautionary Statements

## Prevention

P103 - Read label before use  
 P234 - Keep only in original container  
 P260 - Do not breathe dust/fume/gas/mist/vapors/spray  
 P271 - Use only outdoors or in a well-ventilated area

## Response

P280 - Wear protective gloves/protective clothing/eye protection/face protection  
 P301 + P330 + P331 - IF SWALLOWED: rinse mouth. Do NOT induce vomiting  
 P303 + P361 + P353 - IF ON SKIN (or hair): Take off immediately all contaminated clothing. Rinse skin with water/shower  
 P363 - Wash contaminated clothing before reuse  
 P304 + P340 - IF INHALED: Remove victim to fresh air and keep at rest in a position comfortable for breathing  
 P310 - Immediately call a POISON CENTER or doctor/physician  
 P305 + P351 + P338 - IF IN EYES: Rinse cautiously with water for several minutes. Remove contact lenses, if present and easy to do. Continue rinsing  
 P390 - Absorb spillage to prevent material damage  
 P403 + P233 - Store in a well-ventilated place. Keep container tightly closed  
 P405 - Store locked up

## Storage

## Disposal

P406 - Store in corrosive resistant container with a resistant inner liner.  
 P501 - Dispose of contents/container in accordance with local/regional/national/international regulations

## Contains

## Substances

Hydrochloric acid

## CAS Number

7647-01-0

Other hazards which do not result in classification

Chronic exposure to corrosive fumes/gases may cause erosion of the teeth followed by jaw necrosis. Bronchial irritation with chronic cough and frequent attacks of pneumonia are common. Gastrointestinal disturbances may also be seen  
 This mixture contains no substance considered to be persistent, bioaccumulating nor toxic (PBT).  
 This mixture contains no substance considered to be very persistent nor very bioaccumulating (vPvB).

For the full text of the H-phrases mentioned in this Section, see Section 16

### 3. Composition/information on Ingredients

Substances	CAS Number	PERCENT (w/w)	GHS Classification - Australia
Hydrochloric acid	7647-01-0	30 - 60%	Acute Tox. 3 (H331) Skin Corr. 1A (H314) Eye Corr. 1 (H318)

			STOT SE 3 (H335) Met. Corr. 1 (H290)
--	--	--	---

#### 4. First aid measures

##### Description of necessary first aid measures

**Inhalation** If inhaled, move victim to fresh air and seek medical attention.

**Eyes** In case of contact, or suspected contact, immediately flush eyes with plenty of water for at least 15 minutes and get medical attention immediately after flushing.

**Skin** In case of contact, immediately flush skin with plenty of soap and water for at least 15 minutes. Get medical attention. Remove contaminated clothing and launder before reuse.

**Ingestion** Do NOT induce vomiting. Give nothing by mouth. Obtain immediate medical attention.

##### Symptoms caused by exposure

Causes severe eye irritation which may damage tissue. Causes severe skin irritation with tissue destruction. May cause respiratory irritation. Harmful if inhaled.

##### Medical Attention and Special Treatment

**Notes to Physician** Treat symptomatically

#### 5. Fire Fighting Measures

##### Suitable extinguishing equipment

##### Suitable Extinguishing Media

Water fog, carbon dioxide, foam, dry chemical.

##### Extinguishing media which must not be used for safety reasons

None known.

##### Specific hazards arising from the chemical

##### Special exposure hazards in a fire

May form explosive mixtures with strong alkalis. Decomposition in fire may produce harmful gases. Reaction with steel and certain other metals generates flammable hydrogen gas. Do not allow runoff to enter waterways.

##### Special protective equipment and precautions for fire fighters

##### Special protective equipment for firefighters

Full protective clothing and approved self-contained breathing apparatus required for fire fighting personnel.

#### 6. Accidental release measures

##### 6.1. Personal precautions, protective equipment and emergency procedures

Use appropriate protective equipment. Ensure adequate ventilation. Avoid contact with skin, eyes and clothing. Avoid breathing vapors. Evacuate all persons from the area.

##### 6.2. Environmental precautions

Prevent from entering sewers, waterways, or low areas. Consult local authorities.

##### 6.3. Methods and material for containment and cleaning up

Isolate spill and stop leak where safe. Contain spill with sand or other inert materials. Neutralize to pH of 6-8. Scoop up and remove.

#### 7. Handling and storage

##### 7.1. Precautions for safe handling

##### Handling Precautions

Avoid contact with eyes, skin, or clothing. Avoid breathing vapors. Ensure adequate ventilation. Wash hands after use. Launder contaminated clothing before reuse. Use appropriate protective equipment.

**Hygiene Measures**

Handle in accordance with good industrial hygiene and safety practice.

**7.2. Conditions for safe storage, including any incompatibilities****Storage Information**

Store away from alkalis. Store in a cool well ventilated area. Keep container closed when not in use. Store locked up. Product has a shelf life of 24 months.

**Other Guidelines**

No information available

## 8. Exposure Controls/Personal Protection

**Control parameters - exposure standards, biological monitoring****Exposure Limits**

Substances	CAS Number	Australia NOHSC	ACGIH TLV-TWA
Hydrochloric acid	7647-01-0	5 ppm	TWA: 2 ppm (Ceiling)

**Appropriate engineering controls****Engineering Controls**

Use in a well ventilated area. Local exhaust ventilation should be used in areas without good cross ventilation.

**Personal protective equipment (PPE)****Personal Protective Equipment**

If engineering controls and work practices cannot prevent excessive exposures, the selection and proper use of personal protective equipment should be determined by an industrial hygienist or other qualified professional based on the specific application of this product.

**Respiratory Protection**

If engineering controls and work practices cannot keep exposure below occupational exposure limits or if exposure is unknown, wear a NIOSH certified, European Standard EN 149, AS/NZS 1715:2009, or equivalent respirator when using this product. Selection of and instruction on using all personal protective equipment, including respirators, should be performed by an Industrial Hygienist or other qualified professional.

Acid gas respirator.

**Hand Protection**

Chemical-resistant protective gloves (EN 374) Suitable materials for longer, direct contact (recommended: protection index 6, corresponding to > 480 minutes permeation time as per EN 374): Butyl rubber gloves. (>= 0.7 mm thickness)

This information is based on literature references and on information provided by glove manufacturers, or is derived by analogy with similar substances. Please note that in practice the working life of chemical-resistant protective gloves may be considerably shorter than the permeation time determined in accordance with EN 374 as a result of the many influencing factors (e.g. temperature). If signs of wear and tear are noticed then the gloves should be replaced. Manufacturer's directions for use should be observed because of great diversity of types.

**Skin Protection**

Full protective chemical resistant clothing. Rubber boots

**Eye Protection**

Chemical goggles; also wear a face shield if splashing hazard exists.

**Other Precautions**

Eyewash fountains and safety showers must be easily accessible.

**Environmental Exposure Controls**

Do not allow material to contaminate ground water system

## 9. Physical and Chemical Properties

**9.1. Information on basic physical and chemical properties**

**Physical State:** Liquid

**Color:** Clear colorless

**Odor:** Pungent acrid

**Odor Threshold:** No information available

Property

Values

Remarks/ - Method

**pH:**

0.8

**Freezing Point / Range**

-46 °C

**Melting Point / Range**

No data available

**Boiling Point / Range**

110 °C / 230 °F

**Flash Point**

No data available

Evaporation rate	No data available
Vapor Pressure	26
Vapor Density	No data available
Specific Gravity	1.18
Water Solubility	Soluble in water
Solubility in other solvents	No data available
Partition coefficient: n-octanol/water	No data available
Autoignition Temperature	No data available
Decomposition Temperature	No data available
Viscosity	No data available
Explosive Properties	No information available
Oxidizing Properties	No information available

**9.2. Other information**

Molecular Weight	36.5
VOC Content (%)	No data available

## 10. Stability and Reactivity

**10.1. Reactivity**

Not expected to be reactive.

**10.2. Chemical stability**

Stable

**10.3. Possibility of hazardous reactions**

Will Not Occur

**10.4. Conditions to avoid**

None anticipated

**10.5. Incompatible materials**

Strong alkalis.

**10.6. Hazardous decomposition products**

Flammable hydrogen gas. Chlorine. Hydrogen sulfide.

## 11. Toxicological Information

**Information on routes of exposure**

**Principle Route of Exposure** Eye or skin contact, inhalation.

**Symptoms related to exposure****Most Important Symptoms/Effects**

Causes severe eye irritation which may damage tissue. Causes severe skin irritation with tissue destruction. May cause respiratory irritation. Harmful if inhaled.

**Numerical measures of toxicity****Toxicology data for the components**

Substances	CAS Number	LD50 Oral	LD50 Dermal	LC50 Inhalation
Hydrochloric acid	7647-01-0	No data available	No data available	No data available

**Immediate, delayed and chronic health effects from exposure**

<b>Inhalation</b>	Harmful if inhaled. Causes severe respiratory irritation.
<b>Eye Contact</b>	Causes eye burns
<b>Skin Contact</b>	Causes severe burns. Did not cause sensitization on laboratory animals (guinea pig)
<b>Ingestion</b>	Causes burns of the mouth, throat and stomach.

**Chronic Effects/Carcinogenicity** Prolonged, excessive exposure may cause erosion of the teeth.

**Exposure Levels**

No data available

**Interactive effects**

Skin disorders.

**Data limitations**

No data available

Substances	CAS Number	Skin corrosion/irritation
Hydrochloric acid	7647-01-0	Causes severe burns Causes severe skin irritation with tissue destruction.
Substances	CAS Number	Serious eye damage/irritation
Hydrochloric acid	7647-01-0	Causes severe burns Causes severe eye irritation. Will damage tissue.
Substances	CAS Number	Skin Sensitization
Hydrochloric acid	7647-01-0	Did not cause sensitization on laboratory animals (guinea pig)
Substances	CAS Number	Respiratory Sensitization
Hydrochloric acid	7647-01-0	No information available
Substances	CAS Number	Mutagenic Effects
Hydrochloric acid	7647-01-0	Not regarded as mutagenic. In vitro tests did not show mutagenic effects.
Substances	CAS Number	Carcinogenic Effects
Hydrochloric acid	7647-01-0	No data of sufficient quality are available.
Substances	CAS Number	Reproductive toxicity
Hydrochloric acid	7647-01-0	Embryo and fetotoxicity has been observed in female rats exposed to maternally toxic levels of hydrogen chloride (450 mg/m <sup>3</sup> , 1hr.). When tested at maternally toxic doses, no adverse effects on fertility, teratogenicity, or development were observed.
Substances	CAS Number	STOT - single exposure
Hydrochloric acid	7647-01-0	May cause respiratory irritation. No information available
Substances	CAS Number	STOT - repeated exposure
Hydrochloric acid	7647-01-0	No significant toxicity observed in animal studies at concentration requiring classification.
Substances	CAS Number	Aspiration hazard
Hydrochloric acid	7647-01-0	Not applicable

## 12. Ecological Information

**Ecotoxicity****Product Ecotoxicity Data**

No data available

**Substance Ecotoxicity Data**

Substances	CAS Number	Toxicity to Algae	Toxicity to Fish	Toxicity to Microorganisms	Toxicity to Invertebrates
Hydrochloric acid	7647-01-0	No information available	LC50 282 mg/L (Gambusia affinis) LC50 20.5 mg/L (Lepomis macrochirus) LC50 (96h) 3.25 – 3.5 (pH) (Lepomis macrochirus)	EC50 (3h) >= 5 and <= 5.5 (pH) (Activated sludge, domestic)	EC50 (48 h) 4.92 mg/L (Daphnia magna)

**12.2. Persistence and degradability**

The methods for determining biodegradability are not applicable to inorganic substances.

Substances	CAS Number	Persistence and Degradability
Hydrochloric acid	7647-01-0	The methods for determining biodegradability are not applicable to inorganic substances.

**12.3. Bioaccumulative potential**

Does not bioaccumulate.

Substances	CAS Number	Log Pow
------------	------------	---------

Hydrochloric acid	7647-01-0	LogKow -2.65
-------------------	-----------	--------------

**12.4. Mobility in soil**

Substances	CAS Number	Mobility
Hydrochloric acid	7647-01-0	No information available

**12.6. Other adverse effects****Endocrine Disruptor Information**

This product does not contain any known or suspected endocrine disruptors

**13. Disposal Considerations****Safe handling and disposal methods**

Disposal should be made in accordance with federal, state, and local regulations. Substance should NOT be deposited into a sewage facility.

**Disposal of any contaminated packaging**

Follow all applicable national or local regulations.

**Environmental regulations**

Not applicable

**14. Transport Information****Transportation Information**

**UN Number** UN1789  
**UN proper shipping name:** Hydrochloric Acid Solution  
**Transport Hazard Class(es):** 8  
**Packing Group:** II  
**Environmental Hazards:** Not applicable

**Special precautions during transport**

None

**HazChem Code**

2R

**15. Regulatory Information****Safety, health and environmental regulations specific for the product****International Inventories**

**Australian AICS Inventory** All components are listed on the AICS or are subject to a relevant exemption, permit, or assessment certificate.  
**New Zealand Inventory of Chemicals** All components are listed on the NZIoC or are subject to a relevant exemption, permit, or assessment certificate.  
**EINECS (European Inventory of Existing Chemical Substances)** This product, and all its components, complies with EINECS  
**US TSCA Inventory** All components listed on inventory or are exempt.  
**Canadian Domestic Substances List (DSL)** All components listed on inventory or are exempt.

**Poisons Schedule number**

S6

**International Agreements**

Montreal Protocol - Ozone Depleting Substances:	Does not apply
Stolkhom Convention - Persistent Organic Pollutants:	Does not apply
Rotterdam Convention - Prior Informed Consent:	Does not apply

Basel Convention - Hazardous Waste:

Does not apply

**16. Other information****Date of preparation or review****Revision Date:** 20-Jun-2016**Revision Note**

SDS sections updated: 2

**Full text of H-Statements referred to under sections 2 and 3**

H290 - May be corrosive to metals

H314 - Causes severe skin burns and eye damage

H318 - Causes serious eye damage

H335 - May cause respiratory irritation

H331 - Toxic if inhaled

H332 - Harmful if inhaled

**Additional information**

For additional information on the use of this product, contact your local Halliburton representative.

For questions about the Safety Data Sheet for this or other Halliburton products, contact Chemical Stewardship at 1-580-251-4335.

**Key abbreviations or acronyms used**

bw – body weight

CAS – Chemical Abstracts Service

EC50 – Effective Concentration 50%

LC50 – Lethal Concentration 50%

LD50 – Lethal Dose 50%

LL50 – Lethal Loading 50%

mg/kg – milligram/kilogram

mg/L – milligram/liter

NOEC – No Observed Effect Concentration

OEL – Occupational Exposure Limit

PBT – Persistent Bioaccumulative and Toxic

ppm – parts per million

STEL – Short Term Exposure Limit

TWA – Time-Weighted Average

vPvB – very Persistent and very Bioaccumulative

h - hour

mg/m<sup>3</sup> - milligram/cubic meter

mm - millimeter

mmHg - millimeter mercury

w/w - weight/weight

d - day

**Key literature references and sources for data**[www.ChemADVISOR.com/](http://www.ChemADVISOR.com/)

NZ CCID

**Disclaimer Statement**

This information is furnished without warranty, expressed or implied, as to accuracy or completeness. The information is obtained from various sources including the manufacturer and other third party sources. The information may not be valid under all conditions nor if this material is used in combination with other materials or in any process. Final determination of suitability of any material is the sole responsibility of the user.

**End of Safety Data Sheet**



**SAFETY DATA SHEET****NITROGEN LIQUEFIED**

Revision Date: 29-Aug-2017

Revision Number: 30

**1. Product Identifier & Identity for the Chemical**

**Statement of Hazardous Nature** Hazardous according to the criteria of the 3rd Revised Edition of the Globally Harmonised System of Classification and Labelling of Chemicals (GHS), Dangerous Goods according to the criteria of ADG.

**1.1. Product Identifier**

**Product Name** NITROGEN LIQUEFIED

**Other means of Identification**

**Synonyms** None  
**Hazardous Material Number:** HM001654

**Recommended use of the chemical and restrictions on use**

**Recommended Use** Fluid  
**Uses advised against** No information available

**Supplier's name, address and phone number**

**Manufacturer/Supplier** Halliburton Australia Pty. Ltd.  
15 Marriott Road, Jandakot, WA 6164  
Australia  
ACN Number: 009 000 775  
Telephone Number: + 61 1 800 686 951  
Fax Number: 61 (08) 9455 5300  
**E-mail Address** fdunexchem@halliburton.com

**Emergency phone number**

+ 61 1 800 686 951  
Global Incident Response Access Code: 334305  
Contract Number: 14012

**Australian Poisons Information Centre**

24 Hour Service: - 13 11 26  
Police or Fire Brigade: - 000 (exchange): - 1100

**2. Hazard Identification**

**Statement of Hazardous Nature** Hazardous according to the criteria of the 3rd Revised Edition of the Globally Harmonised System of Classification and Labelling of Chemicals (GHS), Dangerous Goods according to the criteria of ADG.

**Classification of the hazardous chemical**

Gases under pressure.	Refrigerated liquefied gas - H281
-----------------------	-----------------------------------

**Label elements, including precautionary statements****Hazard Pictograms**

**Signal Word** WARNING

**Hazard Statements:** H281 - Contains refrigerated gas; may cause cryogenic burns or injury

**Precautionary Statements**

**Prevention Response** P282 - Wear cold insulating gloves and either face shield or eye protection.  
P336 - Thaw frosted parts with lukewarm water. Do not rub affected area  
P315 - Get immediate medical advice/attention  
**Storage** P403 - Store in a well-ventilated place  
**Disposal** None

**Contains Substances**  
Nitrogen

**CAS Number**  
7727-37-9

**Other hazards which do not result in classification**

This substance is not considered to be persistent, bioaccumulating nor toxic (PBT).  
This substance is not considered to be very persistent nor very bioaccumulating (vPvB).

*For the full text of the H-phrases mentioned in this Section, see Section 16*

**3. Composition/information on Ingredients**

Substances	CAS Number	PERCENT (w/w)	GHS Classification - Australia
Nitrogen	7727-37-9	60 - 100%	Refrigerated Liquefied Gas Compressed gas (H280)

**4. First aid measures****Description of necessary first aid measures**

**Inhalation** If inhaled, move victim to fresh air and seek medical attention.  
**Eyes** In case of contact, or suspected contact, immediately flush eyes with plenty of water for at least 15 minutes and get medical attention immediately after flushing.  
**Skin** For exposure to liquid, immediately warm frostbite area with warm water (not to exceed 105 F or 41 C). In case of massive exposure, remove clothing while showering with warm water. Get medical attention.  
**Ingestion** Get immediate medical attention.

**Symptoms caused by exposure**

Reduces oxygen available for breathing. May cause freeze burns.

**Medical Attention and Special Treatment**

**Notes to Physician** Treat symptomatically

**5. Fire Fighting Measures****Suitable extinguishing equipment****Suitable Extinguishing Media**

All standard fire fighting media

**Extinguishing media which must not be used for safety reasons**

None known.

**Specific hazards arising from the chemical****Special exposure hazards in a fire**

Containers may explode (due to the build-up of pressure) when exposed to extreme heat

**Special protective equipment and precautions for fire fighters**

Special protective equipment for firefighters

Full protective clothing and approved self-contained breathing apparatus required for fire fighting personnel.

## 6. Accidental release measures

### 6.1. Personal precautions, protective equipment and emergency procedures

Use appropriate protective equipment. Avoid contact with skin, eyes and clothing. Ensure adequate ventilation.

### 6.2. Environmental precautions

None known.

### 6.3. Methods and material for containment and cleaning up

Isolate spill and stop leak where safe.

## 7. Handling and storage

### 7.1. Precautions for safe handling

#### **Handling Precautions**

Avoid contact with eyes, skin, or clothing. Ensure adequate ventilation. Use appropriate protective equipment.

#### **Hygiene Measures**

Handle in accordance with good industrial hygiene and safety practice.

### 7.2. Conditions for safe storage, including any incompatibilities

#### **Storage Information**

Store in a cool, dry location. Keep container closed when not in use.

#### **Other Guidelines**

No information available

## 8. Exposure Controls/Personal Protection

### Control parameters - exposure standards, biological monitoring

#### **Exposure Limits**

Substances	CAS Number	Australia NOHSC	ACGIH TLV-TWA
Nitrogen	7727-37-9	1000 ppm	:

### Appropriate engineering controls

#### **Engineering Controls**

Use in a well ventilated area.

### Personal protective equipment (PPE)

#### **Personal Protective Equipment**

If engineering controls and work practices cannot prevent excessive exposures, the selection and proper use of personal protective equipment should be determined by an industrial hygienist or other qualified professional based on the specific application of this product.

#### **Respiratory Protection**

If engineering controls and work practices cannot keep exposure below occupational exposure limits or if exposure is unknown, wear a NIOSH certified, European Standard EN 149, AS/NZS 1715:2009, or equivalent respirator when using this product. Selection of and instruction on using all personal protective equipment, including respirators, should be performed by an Industrial Hygienist or other qualified professional.

In high concentrations, supplied air respirator or a self-contained breathing apparatus.

#### **Hand Protection**

Substantial leather work gloves.

#### **Skin Protection**

Normal work coveralls.

#### **Eye Protection**

None known.

#### **Other Precautions**

None known.

#### **Environmental Exposure Controls**

No information available

## 9. Physical and Chemical Properties

### 9.1. Information on basic physical and chemical properties

**Physical State:** Liquid  
**Odor:** Odorless

**Color** Clear colorless  
**Odor Threshold:** No information available

PropertyValuesRemarks/ - Method**pH:**

No data available

**Freezing Point / Range**

-210 °C

**Melting Point / Range**

No data available

**Boiling Point / Range**

-195 °C / -319 °F

**Flash Point**

No data available

**Evaporation rate**

No data available

**Vapor Pressure**

608

**Vapor Density**

0.97

**Specific Gravity**

0.8

**Water Solubility**

Insoluble in water

**Solubility in other solvents**

No data available

**Partition coefficient: n-octanol/water**

No data available

**Autoignition Temperature**

No data available

**Decomposition Temperature**

No data available

**Viscosity**

No data available

**Explosive Properties**

No information available

**Oxidizing Properties**

No information available

**9.2. Other information****Molecular Weight**

28

**VOC Content (%)**

No data available

## 10. Stability and Reactivity

**10.1. Reactivity**

Not expected to be reactive.

**10.2. Chemical stability**

Stable

**10.3. Possibility of hazardous reactions**

Will Not Occur

**10.4. Conditions to avoid**

None anticipated

**10.5. Incompatible materials**

None known.

**10.6. Hazardous decomposition products**

None known.

## 11. Toxicological Information

**Information on routes of exposure****Principle Route of Exposure** Eye or skin contact, inhalation.**Symptoms related to exposure****Most Important Symptoms/Effects**

Reduces oxygen available for breathing. May cause freeze burns.

**Toxicology data for the components**

Substances	CAS Number	LD50 Oral	LD50 Dermal	LC50 Inhalation
Nitrogen	7727-37-9	No data available	No data available	No data available

**Immediate, delayed and chronic health effects from exposure****Inhalation**

Reduces oxygen available for breathing.

**Eye Contact**

Contact with liquid causes frostbite.

**Skin Contact**

Contact of material on skin may result in frostbite.

**Ingestion**

Irritation of the mouth, throat, and stomach.

**Chronic Effects/Carcinogenicity** No data available to indicate product or components present at greater than 0.1% are chronic health hazards.

**Exposure Levels**

No data available

**Interactive effects**

None known.

**Data limitations**

No data available

Substances	CAS Number	Skin corrosion/irritation
Nitrogen	7727-37-9	Contact with liquid causes frostbite.
Substances	CAS Number	Serious eye damage/irritation
Nitrogen	7727-37-9	Non-irritating to the eye
Substances	CAS Number	Skin Sensitization
Nitrogen	7727-37-9	No information available
Substances	CAS Number	Respiratory Sensitization
Nitrogen	7727-37-9	No information available
Substances	CAS Number	Mutagenic Effects
Nitrogen	7727-37-9	Not regarded as mutagenic.
Substances	CAS Number	Carcinogenic Effects
Nitrogen	7727-37-9	No information available
Substances	CAS Number	Reproductive toxicity
Nitrogen	7727-37-9	No information available
Substances	CAS Number	STOT - single exposure
Nitrogen	7727-37-9	No significant toxicity observed in animal studies at concentration requiring classification.
Substances	CAS Number	STOT - repeated exposure
Nitrogen	7727-37-9	No significant toxicity observed in animal studies at concentration requiring classification.
Substances	CAS Number	Aspiration hazard
Nitrogen	7727-37-9	Not applicable

## 12. Ecological Information

**Ecotoxicity**

**Substance Ecotoxicity Data**

Substances	CAS Number	Toxicity to Algae	Toxicity to Fish	Toxicity to Microorganisms	Toxicity to Invertebrates
Nitrogen	7727-37-9	No information available	No information available	No information available	No information available

**12.2. Persistence and degradability**

Substances	CAS Number	Persistence and Degradability
Nitrogen	7727-37-9	No information available

**12.3. Bioaccumulative potential**

Substances	CAS Number	Log Pow
------------	------------	---------

Nitrogen	7727-37-9	No information available
----------	-----------	--------------------------

**12.4. Mobility in soil**

Substances	CAS Number	Mobility
Nitrogen	7727-37-9	No information available

**12.6. Other adverse effects****Endocrine Disruptor Information**

This product does not contain any known or suspected endocrine disruptors

**13. Disposal Considerations****Safe handling and disposal methods**

Disposal should be made in accordance with federal, state, and local regulations.

**Disposal of any contaminated packaging**

Follow all applicable national or local regulations.

**Environmental regulations**

Not applicable

**14. Transport Information****Transportation Information****Australia ADG**

UN Number	UN1977
UN proper shipping name:	Nitrogen, Refrigerated Liquid
Transport Hazard Class(es):	2.2
Packing Group:	Not applicable
Environmental Hazards:	Not applicable

**IMDG/IMO**

UN Number	UN1977
UN proper shipping name:	Nitrogen, Refrigerated Liquid
Transport Hazard Class(es):	2.2
Packing Group:	Not applicable
Environmental Hazards:	Not applicable
EMS:	EmS F-C, S-V

**IATA/ICAO**

UN Number	UN1977
UN proper shipping name:	Nitrogen, Refrigerated Liquid
Transport Hazard Class(es):	2.2
Packing Group:	Not applicable
Environmental Hazards:	Not applicable

**Special precautions during transport**

None

**HazChem Code**

2T

**15. Regulatory Information****Safety, health and environmental regulations specific for the product****International Inventories****Australian AICS Inventory**

All components are listed on the AICS or are subject to a relevant exemption, permit, or assessment certificate.

<b>New Zealand Inventory of Chemicals</b>	All components are listed on the NZIoC or are subject to a relevant exemption, permit, or assessment certificate.
<b>EINECS (European Inventory of Existing Chemical Substances)</b>	This product, and all its components, complies with EINECS
<b>US TSCA Inventory</b>	All components listed on inventory or are exempt.
<b>Canadian Domestic Substances List (DSL)</b>	All components listed on inventory or are exempt.

**Poisons Schedule number**

None Allocated

**International Agreements**

<b>Montreal Protocol - Ozone Depleting Substances:</b>	Does not apply
<b>Stockholm Convention - Persistent Organic Pollutants:</b>	Does not apply
<b>Rotterdam Convention - Prior Informed Consent:</b>	Does not apply
<b>Basel Convention - Hazardous Waste:</b>	Does not apply

**16. Other information****Date of preparation or review****Revision Date:** 29-Aug-2017**Revision Note**

SDS sections updated:

2

**Full text of H-Statements referred to under sections 2 and 3**

H281 - Contains refrigerated gas; may cause cryogenic burns or injury

**Additional information**

For additional information on the use of this product, contact your local Halliburton representative.

For questions about the Safety Data Sheet for this or other Halliburton products, contact Chemical Stewardship at 1-580-251-4335.

**Key abbreviations or acronyms used**

bw – body weight  
 CAS – Chemical Abstracts Service  
 EC50 – Effective Concentration 50%  
 LC50 – Lethal Concentration 50%  
 LD50 – Lethal Dose 50%  
 LL50 – Lethal Loading 50%  
 mg/kg – milligram/kilogram  
 mg/L – milligram/liter  
 NOEC – No Observed Effect Concentration  
 OEL – Occupational Exposure Limit  
 PBT – Persistent Bioaccumulative and Toxic  
 ppm – parts per million  
 STEL – Short Term Exposure Limit  
 TWA – Time-Weighted Average  
 vPvB – very Persistent and very Bioaccumulative  
 h - hour  
 mg/m<sup>3</sup> - milligram/cubic meter  
 mm - millimeter  
 mmHg - millimeter mercury  
 w/w - weight/weight  
 d - day

**Key literature references and sources for data**

[www.ChemADVISOR.com/](http://www.ChemADVISOR.com/)  
 NZ CCID

**Disclaimer Statement**

This information is furnished without warranty, expressed or implied, as to accuracy or completeness. The information is obtained from various sources including the manufacturer and other third party sources. The information may not be valid under all conditions nor if this material is used in combination with other materials or in any process. Final determination of suitability of any material is the sole responsibility of the user.

**End of Safety Data Sheet**



**SAFETY DATA SHEET****SOURSCAV®**

Revision Date: 04-Mar-2016

Revision Number: 24

**1. Product Identifier & Identity for the Chemical**

**Statement of Hazardous Nature** Non-Hazardous according to the criteria of the 3rd Revised Edition of the Globally Harmonised System of Classification and Labelling of Chemicals (GHS), Non-Dangerous Goods according to the criteria of ADG.

**1.1. Product Identifier**

**Product Name** SOURSCAV®

**Other means of Identification**

**Synonyms** None  
**Product Code:** HM003675

**Recommended use of the chemical and restrictions on use**

**Recommended Use** Hydrogen Sulfide Scavenger  
**Uses advised against** No information available

**Supplier's name, address and phone number**

**Manufacturer/Supplier** Halliburton Australia Pty. Ltd.  
15 Marriott Road  
Jandakot  
WA 6164  
Australia  
  
ACN Number: 009 000 775  
Telephone Number: + 61 1 800 686 951  
Fax Number: 61 (08) 9455 5300  
**E-mail Address** fdunexchem@halliburton.com

**Emergency phone number**

+ 61 1 800 686 951

**Australian Poisons Information Centre**

24 Hour Service: - 13 11 26  
Police or Fire Brigade: - 000 (exchange): - 1100

**2. Hazard Identification**

**Statement of Hazardous Nature** Non-Hazardous according to the criteria of the 3rd Revised Edition of the Globally Harmonised System of Classification and Labelling of Chemicals (GHS), Non-Dangerous Goods according to the criteria of ADG.

**Classification of the hazardous chemical**

Not classified

**Label elements, including precautionary statements****Hazard pictograms**

**Signal Word** Not Hazardous

**Hazard Statements** Not Classified

**Precautionary Statements**

**Prevention** None  
**Response** None  
**Storage** None  
**Disposal** None

**Contains Substances**

Contains no hazardous substances in concentrations above cut-off values according to the competent authority

**CAS Number**

NA

**Other hazards which do not result in classification**

This substance is not considered to be persistent, bioaccumulating nor toxic (PBT).

This substance is not considered to be very persistent nor very bioaccumulating (vPvB).

**Australia Classification**

*For the full text of the H-phrases mentioned in this Section, see Section 16*

**Classification** Not Classified

**Risk Phrases** None

### 3. Composition/information on Ingredients

Substances	CAS Number	PERCENT (w/w)	GHS Classification - Australia
Contains no hazardous substances in concentrations above cut-off values according to the competent authority	NA	60 - 100%	Not Applicable

### 4. First aid measures

**Description of necessary first aid measures**

**Inhalation** If inhaled, remove from area to fresh air. Get medical attention if respiratory irritation develops or if breathing becomes difficult.

**Eyes** In case of contact, immediately flush eyes with plenty of water for at least 15 minutes and get medical attention if irritation persists.

**Skin** Wash with soap and water. Get medical attention if irritation persists.

**Ingestion** Do NOT induce vomiting. Give nothing by mouth. Obtain immediate medical attention.

**Symptoms caused by exposure**

No significant hazards expected.

**Medical Attention and Special Treatment**

**Notes to Physician** Treat symptomatically

### 5. Fire Fighting Measures

**Suitable extinguishing equipment**

**Suitable Extinguishing Media**

Water fog, carbon dioxide, foam, dry chemical.

**Extinguishing media which must not be used for safety reasons**

None known.

**Specific hazards arising from the chemical**

**Special exposure hazards in a fire**

Decomposition in fire may produce harmful gases.

**Special protective equipment and precautions for fire fighters****Special protective equipment for firefighters**

Full protective clothing and approved self-contained breathing apparatus required for fire fighting personnel.

## 6. Accidental release measures

**6.1. Personal precautions, protective equipment and emergency procedures**

Use appropriate protective equipment. Avoid contact with skin, eyes and clothing. Avoid creating and breathing dust. Ensure adequate ventilation.

**6.2. Environmental precautions**

None known.

**6.3. Methods and material for containment and cleaning up**

Scoop up and remove.

## 7. Handling and storage

**7.1. Precautions for safe handling****Handling Precautions**

Avoid creating or inhaling dust. Avoid contact with eyes, skin, or clothing. Ensure adequate ventilation. Wash hands after use. Launder contaminated clothing before reuse. Use appropriate protective equipment.

**Hygiene Measures**

Handle in accordance with good industrial hygiene and safety practice.

**7.2. Conditions for safe storage, including any incompatibilities****Storage Information**

Store away from acids. Store away from oxidizers. Store in a cool, dry location. Keep container closed when not in use. Store away from direct sunlight. Product has a shelf life of 36 months.

**Other Guidelines**

No information available

## 8. Exposure Controls/Personal Protection

**Control parameters - exposure standards, biological monitoring****Exposure Limits**

Substances	CAS Number	Australia NOHSC	ACGIH TLV-TWA
Contains no hazardous substances in concentrations above cut-off values according to the competent authority	NA	Not applicable	Not applicable

**Appropriate engineering controls****Engineering Controls**

A well ventilated area to control dust levels.

**Personal protective equipment (PPE)****Personal Protective Equipment**

If engineering controls and work practices cannot prevent excessive exposures, the selection and proper use of personal protective equipment should be determined by an industrial hygienist or other qualified professional based on the specific application of this product.

**Respiratory Protection**

Not normally needed. But if significant exposures are possible then the following respirator is recommended:

Dust/mist respirator. (N95, P2/P3)

**Hand Protection**

Normal work gloves.

**Skin Protection**

Normal work coveralls.

**Eye Protection**

Wear safety glasses or goggles to protect against exposure.

**Other Precautions**

None known.

**Environmental Exposure Controls**

No information available

## 9. Physical and Chemical Properties

### 9.1. Information on basic physical and chemical properties

**Physical State:** Solid  
**Odor:** Mild burnt sugar  
**Color:** Light yellow-green  
**Odor Threshold:** No information available

<u>Property</u>	<u>Values</u>
Remarks/ - Method	
<b>pH:</b>	4-5.5
<b>Freezing Point / Range</b>	No data available
<b>Melting Point / Range</b>	No data available
<b>Boiling Point / Range</b>	No data available
<b>Flash Point</b>	No data available
<b>Evaporation rate</b>	No data available
<b>Vapor Pressure</b>	No data available
<b>Vapor Density</b>	No data available
<b>Specific Gravity</b>	1.73
<b>Water Solubility</b>	Soluble in water
<b>Solubility in other solvents</b>	No data available
<b>Partition coefficient: n-octanol/water</b>	No data available
<b>Autoignition Temperature</b>	No data available
<b>Decomposition Temperature</b>	No data available
<b>Viscosity</b>	No data available
<b>Explosive Properties</b>	No information available
<b>Oxidizing Properties</b>	No information available

### 9.2. Other information

**VOC Content (%)** No data available

## 10. Stability and Reactivity

### 10.1. Reactivity

Not expected to be reactive.

### 10.2. Chemical stability

Stable

### 10.3. Possibility of hazardous reactions

Will Not Occur

### 10.4. Conditions to avoid

None anticipated

### 10.5. Incompatible materials

Strong oxidizers. Strong acids.

### 10.6. Hazardous decomposition products

Carbon monoxide and carbon dioxide. Metal oxides.

## 11. Toxicological Information

### Information on routes of exposure

**Principle Route of Exposure** Eye or skin contact, inhalation.

### Symptoms related to exposure

### Most Important Symptoms/Effects

No significant hazards expected.

### Numerical measures of toxicity

### Toxicology data for the components

Substances	CAS Number	LD50 Oral	LD50 Dermal	LC50 Inhalation
Contains no hazardous	NA	No data available	No data available	No data available

substances in concentrations above cut-off values according to the competent authority				
--	--	--	--	--

**Immediate, delayed and chronic health effects from exposure**

<b>Inhalation</b>	May cause mild respiratory irritation.
<b>Eye Contact</b>	May cause mild eye irritation.
<b>Skin Contact</b>	May cause mild skin irritation.
<b>Ingestion</b>	May cause abdominal pain, vomiting, nausea, and diarrhea. May be harmful if swallowed.

**Chronic Effects/Carcinogenicity** No data available to indicate product or components present at greater than 0.1% are chronic health hazards.

**Exposure Levels**

No data available

**Interactive effects**

None known.

**Data limitations**

No data available

## 12. Ecological Information

**Ecotoxicity****Product Ecotoxicity Data**

No data available

**Substance Ecotoxicity Data**

Substances	CAS Number	Toxicity to Algae	Toxicity to Fish	Toxicity to Microorganisms	Toxicity to Invertebrates
Contains no hazardous substances in concentrations above cut-off values according to the competent authority	NA	No information available	No information available	No information available	No information available

**12.2. Persistence and degradability**

Substances	CAS Number	Persistence and Degradability
Contains no hazardous substances in concentrations above cut-off values according to the competent authority	NA	No information available

**12.3. Bioaccumulative potential**

Does not bioaccumulate.

Substances	CAS Number	Log Pow
Contains no hazardous substances in	NA	No information available

concentrations above cut-off values according to the competent authority		
--	--	--

**12.4. Mobility in soil**

Substances	CAS Number	Mobility
Contains no hazardous substances in concentrations above cut-off values according to the competent authority	NA	No information available

**12.6. Other adverse effects****Endocrine Disruptor Information**

This product does not contain any known or suspected endocrine disruptors

<b>13. Disposal Considerations</b>
------------------------------------

**Safe handling and disposal methods**

Bury in a licensed landfill according to federal, state, and local regulations.

**Disposal of any contaminated packaging**

Follow all applicable national or local regulations.

**Environmental regulations**

Not applicable

<b>14. Transport Information</b>
----------------------------------

**Transportation Information**

<b>UN Number</b>	Not restricted
<b>UN proper shipping name</b>	Not restricted
<b>Transport Hazard Class(es)</b>	Not applicable
<b>Packing Group:</b>	Not applicable
<b>Environmental Hazards</b>	Not applicable

**Special precautions during transport**

None

**HazChem Code**

None Allocated

<b>15. Regulatory Information</b>
-----------------------------------

**Safety, health and environmental regulations specific for the product****International Inventories**

<b>Australian AICS Inventory</b>	All components are listed on the AICS or are subject to a relevant exemption, permit, or assessment certificate.
<b>New Zealand Inventory of Chemicals</b>	All components are listed on the AICS or are subject to a relevant exemption, permit, or assessment certificate.
<b>EINECS (European Inventory of Existing Chemical Substances)</b>	This product, and all its components, complies with EINECS
<b>US TSCA Inventory</b>	All components listed on inventory or are exempt.
<b>Canadian Domestic Substances List (DSL)</b>	All components listed on inventory or are exempt.

**Poisons Schedule number**

None Allocated

**International Agreements**

**Montreal Protocol - Ozone Depleting Substances:**

Does not apply

**Stolkhom Convention - Persistent Organic Pollutants:**

Does not apply

Rotterdam Convention - Prior Informed Consent:  
Basel Convention - Hazardous Waste:

Does not apply  
Does not apply

## 16. Other information

### Date of preparation or review

Revision Date: 04-Mar-2016

### Revision Note

SDS sections updated: 2

### Full text of R-phrases referred to under Sections 2 and 3

None

### Full text of H-Statements referred to under sections 2 and 3

None

### Additional information

For additional information on the use of this product, contact your local Halliburton representative.

For questions about the Safety Data Sheet for this or other Halliburton products, contact Chemical Stewardship at 1-580-251-4335.

### Key abbreviations or acronyms used

bw – body weight  
CAS – Chemical Abstracts Service  
EC50 – Effective Concentration 50%  
LC50 – Lethal Concentration 50%  
LD50 – Lethal Dose 50%  
LL50 – Lethal Loading 50%  
mg/kg – milligram/kilogram  
mg/L – milligram/liter  
NOEC – No Observed Effect Concentration  
OEL – Occupational Exposure Limit  
PBT – Persistent Bioaccumulative and Toxic  
ppm – parts per million  
STEL – Short Term Exposure Limit  
TWA – Time-Weighted Average  
vPvB – very Persistent and very Bioaccumulative  
h - hour  
mg/m<sup>3</sup> - milligram/cubic meter  
mm - millimeter  
mmHg - millimeter mercury  
w/w - weight/weight  
d - day

### Key literature references and sources for data

www.ChemADVISOR.com/  
NZ CCID

### Disclaimer Statement

This information is furnished without warranty, expressed or implied, as to accuracy or completeness. The information is obtained from various sources including the manufacturer and other third party sources. The information may not be valid under all conditions nor if this material is used in combination with other materials or in any process. Final determination of suitability of any material is the sole responsibility of the user.

End of Safety Data Sheet

## FlowProfiler Gas Tracer SDS



# SAFETY DATA SHEET



Date-Issued: 05-2015  
SDS Ref. No: CFT\_Aus  
Date-Revised: 04-Apr-2019  
Revision No:003

## 1. PRODUCT AND COMPANY IDENTIFICATION

### 1.1 Product Identifiers

Product name : Chemical Frac Tracer

Product number : APW 001, APW 002, APW 003, APW 004, APW 005, APW 006, APW 007, APW 008, APW 009, APW 010, APW 011, APW 012, APW 013, APW 014, APW 015, APW 016, APW 017, APW 018, APW 019, APW 020, APW 021, APW 022, APW 023, APW 024, APW 025, APW 026, APW 027, APW 028, APW 029, APW 030, APW 031, APW 032, APW 033, APW 034, APW 035, APW 036, APW 037, APW 038, APW 039, APW 040, APW 041, APW 042, APW 043, APW 044, APW 045, APW 046, APW 047, APW 048, APW 049, APW 050, APW 051

Generic name : APW 001, APW 002, APW 003, APW 004, APW 005, APW 006, APW 007, APW 008, APW 009, APW 010, APW 011, APW 012, APW 013, APW 014, APW 015, APW 016, APW 017, APW 018, APW 019, APW 020, APW 021, APW 022, APW 023, APW 024, APW 025, APW 026, APW 027, APW 028, APW 029, APW 030, APW 031, APW 032, APW 033, APW 034, APW 035, APW 036, APW 037, APW 038, APW 039, APW 040, APW 041, APW 042, APW 043, APW 044, APW 045, APW 046, APW 047, APW 048, APW 049, APW 050, APW 051

### 1.2 Relevant identified uses of the substance or mixture and uses advised against

Identified uses : Diagnostic

Uses advised against : Not available

### 1.3 Details of the supplier of the product and safety data sheet

Company : ProTechnics  
Division of Core Laboratories  
6510 W. Sam Houston Parkway N.  
Houston, Texas 77041

Telephone : +1 713 328 2320

Email : [david.trinker@corelab.com](mailto:david.trinker@corelab.com)

#### Australia contact information

Company : ProTechnics International  
Division of Core Laboratories  
31-35 George St.  
Thebarton, SA, Australia 5031

Telephone : (08) 8152 0244

## 1.4 Emergency telephone number(s)

### Australia Emergency Contact Information

Poisons Information Centre : 13 11 26 (24 hour)  
Ambulance, Fire, Police: 000

### U.S. Emergency Contact Information

Emergency phone number : +1 713 328 2320  
Transportation emergency : +1 800 535 5053 (inside US)  
: +1 352 323 3500 collect (outside US)

---

## 2. HAZARDS IDENTIFICATION

### 2.1 Classification of the substance or mixture

#### GHS classification in accordance with 29 CFR 1910 (OSHA HCS)

Skin irritation (Category 2), H315

Eye irritation (Category 2), H319

Specific target organ toxicity – single exposure (Category 3), Respiratory system, H335

### 2.2 GHS Label elements, including precautionary statements

Pictogram



Signal word

Warning

Hazard statement(s)

H315

Causes skin irritation.

H319

Causes serious eye irritation.

H335

May cause respiratory irritation.

Precautionary statement(s)

P261

Avoid breathing dust/ fume/ gas/ mist/ vapours/ spray.

P264

Wash skin thoroughly after handling.

P280

Wear protective gloves.

P302 + P352

IF ON SKIN: Wash with plenty of soap and water.

P304 + P340

IF INHALED: Remove affected person into fresh air and keep at rest in a position comfortable for breathing.

P332 + P313

If skin irritation occurs: Get medical advice/ attention.

### 2.3 Hazards not otherwise classified (HNOC) or not covered by GHS - none

---

## 3. COMPOSITION / INFORMATION ON INGREDIENTS

### 3.1 Substances

Substance/ mixture

Mixture

Ingredient	CAS/Exempt No	Percent	Hazardous
Proprietary Ingredient supplied as 10% w/v Aqueous Solution	Proprietary	10	No
Water	7732-18-5	90	No

---

## 4. FIRST AID MEASURES

### 4.1 Description of first aid measures

#### General advice

Consult a physician. Show this safety data sheet to the doctor in attendance. Move out of dangerous area.

#### If inhaled

Move person into fresh air. If cough or other symptoms develop, consult a physician.

#### In case of skin contact

Remove contaminated clothing including shoes and immediately wash affected area with plenty of soap and water. If irritation continues, consult a physician. Wash contaminated clothing and shoes before reuse.

#### In case of eye contact

Immediately flush eyes with plenty of water for two to three minutes. Remove any contact lenses and continue flushing for 15 minutes. If irritation continues, consult a physician.

#### If swallowed

Wash out mouth with water and keep at rest. Consult a physician.

### 4.2 Most important symptoms and effects, both acute and delayed

The most important known symptoms and effects are described in the labeling (see Section 2.2) and/or in Section 11.

### 4.3 Indication of any immediate medical attention and special treatment needed

No data available.

---

## 5. FIRE FIGHTING MEASURES

### 5.1 Extinguishing media

#### Suitable extinguishing media

Use fire-extinguishing media appropriate for surrounding materials.

### 5.2 Special hazards arising from the substance or mixture

Carbon oxides, halogenated hydrogen gas.

### 5.3 Advice for firefighters

As in any fire, wear full protective clothing and equipment.

### 5.4 Further information

No data available.

---

## 6. ACCIDENTAL RELEASE MEASURES

### 6.1 Personal precautions, protective equipment and emergency procedures

Use personal protective equipment. Avoid breathing vapours or mist. Evacuate personnel to safe areas.

### 6.2 Environmental precautions

Do not let product enter drains, if safe to do so.

### 6.3 Methods and materials for containment and cleanup

Construct temporary dikes of dirt or any appropriate readily available material to prevent spreading of the material. Cover with appropriate absorbent and sweep or shovel into an appropriate container.

## 6.4 Reference to other sections

For protective clothing, see Section 8. For disposal, see Section 13.

---

## 7. HANDLING AND STORAGE

### 7.1 Precautions for safe handling

Avoid contact with skin and eyes. Avoid formation of aerosols. Provide adequate exhaust ventilation at places where aerosols are formed. For precautions, see Section 2.2. Handle and use in a manner consistent with good industrial/manufacturing techniques and practices.

### 7.2 Conditions for safe storage

Keep container tightly closed in a dry, cool, and well-ventilated place. Do not store with, or close to, strong acids.

### 7.3 Specific end uses(s)

Apart from the uses mentioned in Section 1.2, no other specific uses are stipulated.

---

## 8. EXPOSURE CONTROLS / PERSONAL PROTECTION

### 8.1 Control parameters

#### Components with workplace control parameters

No PELs, TLVs, or OELs for this product or its ingredients are listed in the current issue of ACGIH's Guide to Occupational Exposure Values, nor have they been determined by the manufacturer.

### 8.2 Exposure controls

#### Appropriate engineering controls

Handle in accordance with good industrial hygiene and safety practice. Wash hands before breaks and at the end of the workday.

#### Personal protective equipment

##### Eye/face protection

Safety glasses with side-shields conforming to EN166. Use equipment for eye protection tested and approved under appropriate government standards such as NIOSH (US) or EN166 (EU).

##### Skin protection

Handle with chemical-resistant gloves. Gloves must be inspected prior to use. Use proper glove removal technique (without touching glove's outer surface) to avoid skin contact with this product. Dispose of contaminated gloves after use in accordance with applicable laws and good laboratory practices. Wash and dry hands.

##### Body protection

Impervious clothing. The type of protective equipment must be selected according to the amount of dangerous substance at the specific workplace.

##### Control of environmental exposure

Do not let product enter drains.

---

## 9. PHYSICAL AND CHEMICAL PROPERTIES

### 9.1 Information on basic physical and chemical properties

- |    |               |  |
|----|---------------|--|
| a) | Appearance    | Form: aqueous liquid<br>Color: translucent |
| b) | Odor          | Odorless                                   |
| c) | Boiling point | Approximately 100°C                        |

d)	Freeze point	0°C
e)	Density	1.05 g/mL
f)	Flash point	Not flammable
g)	pH	Approximately 9
h)	Evaporation factor	Not determined
i)	Solubility	Soluble in water
j)	Vapor pressure	Not determined
k)	Oxidizing properties	Not determined
l)	Vapor density	Not determined
m)	Viscosity	Not determined

## 9.2 Other safety information

No data available.

---

## 10. STABILITY AND REACTIVITY

### 10.1 Reactivity

Strong acids. Oxidizing materials.

### 10.2 Chemical stability

The product is stable under normal ambient conditions of temperature and pressure.

### 10.3 Possibility of hazardous reactions

Will not polymerize.

### 10.4 Conditions to avoid

Extreme cold.

### 10.5 Incompatible materials

Strong acids. Oxidizing materials.

### 10.6 Hazardous decomposition products

None.

---

## 11. TOXICOLOGICAL INFORMATION

### 11.1 Information on toxicological effects

#### Acute toxicity – oral

Based on available data the classification criteria are not met.

#### Acute toxicity – dermal

Based on available data the classification criteria are not met.

#### Acute toxicity – inhalation

Based on available data the classification criteria are not met.

#### Skin corrosion/irritation

Skin irritant 2 – H315 Causes skin irritation.

**Serious eye damage/irritation**

Eye irritant 2 – H319 May cause severe eye irritation.

**Respiratory sensitization**

Based on available data the classification criteria are not met.

**Skin sensitization**

Based on available data the classification criteria are not met.

**Germ cell mutagenicity****Genotoxicity – in vitro**

Based on available data the classification criteria are not met.

**Genotoxicity- in vivo**

Based on available data the classification criteria are not met.

**Carcinogenicity**

IARC: No component of this product present at levels greater than or equal to 0.1% is identified as probable, possible, or confirmed human carcinogen by IARC.

ACGIH: No component of this product present at levels greater than or equal to 0.1% is identified as a carcinogen or potential carcinogen by ACGIH.

NTP: No component of this product present at levels greater than or equal to 0.1% is identified as a known or anticipated carcinogen by NTP

OSHA: No component of this product present at levels greater than or equal to 0.1% is identified as a carcinogen or potential carcinogen by OSHA.

**Reproductive toxicity****Reproductive toxicity – fertility**

Based on available data the classification criteria are not met.

**Reproductive toxicity – development**

Based on available data the classification criteria are not met.

**Specific target organ toxicity – single exposure**

STOT SE 3 – H335 May cause respiratory irritation.

**Specific target organ toxicity – repeated exposure**

Based on available data the classification criteria are not met.

**Aspiration hazard**

Not anticipated to present an aspiration hazard, based on chemical structure.

**Additional information**

RTECS: Not available.

To the best of our knowledge, the chemical, physical, and toxicological properties have not been thoroughly investigated.

---

## 12. ECOLOGICAL INFORMATION

### 12.1 Toxicity

No data available.

### 12.2 Persistence and degradability

Presumed to be persistent.

### **12.3 Bio-accumulative potential**

No data available.

### **12.4 Mobility in soil**

No data available.

### **12.5 Results of PBT and vPvB assessment**

PBT/vPvB assessment are not available as chemical safety assessment not required/ not conducted.

### **12.6 Other adverse effects**

No data available.

---

## **13. DISPOSAL CONSIDERATIONS**

### **13.1 Waste treatment methods**

#### **Product**

Dispose of at a supervised appropriate waste disposal facility according to current applicable laws and regulations and product characteristics at time of disposal.

#### **Contaminated packaging**

Contaminated containers should be cleaned and disposed of in the same manner as the product in accordance with applicable regulations.

---

## **14. TRANSPORT INFORMATION**

#### **DOT (US)**

Not dangerous goods.

#### **IMDG**

Not dangerous goods.

#### **IATA**

Not dangerous goods.

---

## **15. REGULATORY INFORMATION**

**HSNO Regulatory Information:** Not available within New Zealand.

**Regulatory information is based on U.S. regulations.** Globally Harmonized System (GHS) of classification and labelling of chemicals in accordance with U.S. 29 CFR 1910 (OSHA HCS).

#### **SARA 302 Components**

SARA 302: No chemicals in this material are subject to the reporting requirements of SARA Title III, Section 302.

#### **SARA 313 Components**

SARA 313: This material does not contain any chemical components with known CAS numbers that exceed the threshold (De Minimis) reporting levels established by SARA Title III, Section 313.

#### **SARA 311/312 Hazards**

SAR 311/312: No chemicals in this material are subject to the reporting requirements of SARA Title III, Section 311/312.

#### **CERCLA (Comprehensive Response, Compensation, and Liability Act)**

Not Applicable.

**TSCA (Toxic Substance Control Act)**

The components of this product are in compliance with the chemical notification requirements of TSCA.

**German Water Endangerment Class**

WGK: 1

---

**16. OTHER INFORMATION****HMIS Rating**

Health Hazard: 1

Chronic Health Hazard:

Flammability: 0

Physical Hazard: 0

**NFPA Rating**

Health Hazard: 1

Fire Hazard: 0

Reactivity Hazard: 0

**MANUFACTURER DISCLAIMER:** Information given herein is offered in good faith as accurate, but without guarantee. Conditions of use and suitability of the product for particular uses are beyond our control; all risks of use of the product are therefore assumed by the user. Nothing is intended as a recommendation for uses which infringe valid patents or as extending license under valid patents. Appropriate warnings and safe handling procedures should be provided to handlers and users.

Prepared by: ProTechnics Environmental Compliance Department

ProTechnics Division of Core Laboratories  
6510 W. Sam Houston Parkway N.  
Houston, Texas 77041

Date of revision: 04-Apr-2019

Contact information: +1 713 328 2320



# SAFETY DATA SHEET



Date-Issued: 01-2015  
SDS Ref. No: APG\_Aus  
Date-Revised: 04-Apr-2019  
Revision No:002

## 1. PRODUCT AND COMPANY IDENTIFICATION

### 1.1 Product Identifiers

Product name : Gas Frac Tracer

Product number : APG 001, APG 002, APG 003, APG 004, APG 005, APG 006, APG 007, APG 008, APG 009, APG 010, APG 011, APG 012, APG 013, APG 014, APG 015, APG 016

Generic name : APG 001, APG 002, APG 003, APG 004, APG 005, APG 006, APG 007, APG 008, APG 009, APG 010, APG 011, APG 012, APG 013, APG 014, APG 015, APG 016

### 1.2 Relevant identified uses of the substance or mixture and uses advised against

Identified uses : Diagnostic

Uses advised against : Not available

### 1.3 Details of the supplier of the product and safety data sheet

Company : ProTechnics  
Division of Core Laboratories  
6510 W. Sam Houston Parkway N.  
Houston, Texas 77041

Telephone : +1 713 328 2320

Email : [david.trinker@corelab.com](mailto:david.trinker@corelab.com)

#### Australia contact information

Company : ProTechnics International  
Division of Core Laboratories  
31-35 George St.  
Thebarton, SA, Australia 5031

Telephone : (08) 8152 0244

### 1.4 Emergency telephone number(s)

#### Australia Emergency Contact Information

Poisons Information Centre : 13 11 26 (24 hour)

Ambulance, Fire, Police: 000

#### U.S. Emergency Contact Information

Emergency phone number : +1 713 328 2320

Transportation emergency : +1 800 535 5053 (inside US)

: +1 352 323 3500 collect (outside US)

---

## 2. HAZARDS IDENTIFICATION

### 2.1 Classification of the substance or mixture

#### GHS classification in accordance with 29 CFR 1910 (OSHA HCS)

Skin irritation (Category 2), H315

Eye irritation (Category 2A), H319

Specific target organ toxicity – single exposure (Category 3), Respiratory system, H335

### 2.2 GHS Label elements, including precautionary statements

Pictogram



Signal word

Warning

Hazard statement(s)

H315

Causes skin irritation.

H319

Causes serious eye irritation.

H335

May cause respiratory irritation.

Precautionary statement(s)

P261

Avoid breathing dust/ fume/ gas/ mist/ vapours/ spray.

P264

Wash skin thoroughly after handling.

P280

Wear protective gloves.

P280

Wear eye protection/ face protection.

P302 + P352

IF ON SKIN: Wash with plenty of soap and water.

P304 + P340

IF INHALED: Remove affected person into fresh air and keep at rest in a position comfortable for breathing.

P305 + P351 + P338

IF IN EYES: Rinse cautiously with water for several minutes.

Remove contact lenses, if present and easy to do. Continue rinsing.

P332 + P313

If skin irritation occurs: Get medical advice/ attention.

P337 + P313

If eye irritation persists: Get medical advice/ attention.

P362

Take off contaminated clothing and wash before reuse.

P403 + P233

Store in a well-ventilated place. Keep container tightly closed.

P403 + P235

Store in a well-ventilated place. Keep cool.

P501

Dispose of contents/ container to an approved waste disposal plant.

### 2.3 Hazards not otherwise classified (HNOC) or not covered by GHS - none

---

## 3. COMPOSITION / INFORMATION ON INGREDIENTS

### 3.1 Substances

Substance/ mixture

Substance

Ingredient	CAS/Exempt No	Percent	Hazardous
Proprietary Ingredient	Proprietary	100	No

---

## 4. FIRST AID MEASURES

### 4.1 Description of first aid measures

#### General advice

Consult a physician. Show this safety data sheet to the doctor in attendance. Move out of dangerous area.

#### If inhaled

Move person into fresh air. If cough or other symptoms develop, consult a physician.

#### In case of skin contact

Remove contaminated clothing including shoes and immediately wash affected area with plenty of soap and water. If irritation continues, consult a physician. Wash contaminated clothing and shoes before reuse.

#### In case of eye contact

Immediately flush eyes with plenty of water for two to three minutes. Remove any contact lenses and continue flushing for 15 minutes. If irritation continues, consult a physician.

#### If swallowed

Do NOT induce vomiting. Wash out mouth with water and keep at rest. Consult a physician.

### 4.2 Most important symptoms and effects, both acute and delayed

The most important known symptoms and effects are described in the labeling (see Section 2.2) and/or in Section 11.

### 4.3 Indication of any immediate medical attention and special treatment needed

No data available.

---

## 5. FIRE FIGHTING MEASURES

### 5.1 Extinguishing media

#### Suitable extinguishing media

Carbon dioxide, dry chemical powder, alcohol or polymer foam.

### 5.2 Special hazards arising from the substance or mixture

Carbon oxides, halogenated hydrogen gas.

### 5.3 Advice for firefighters

As in any fire, wear full protective clothing and equipment.

### 5.4 Further information

Use water spray to cool unopened containers.

---

## 6. ACCIDENTAL RELEASE MEASURES

### 6.1 Personal precautions, protective equipment and emergency procedures

Use personal protective equipment. Avoid breathing vapors, mist, or gas. Ensure adequate ventilation. Evacuate personnel to safe areas.

### 6.2 Environmental precautions

Prevent further leakage or spillage if safe to do so. Do not let product enter drains.

### **6.3 Methods and materials for containment and cleanup**

Construct temporary dikes of dirt or any appropriate readily available material to prevent spreading of the material. Collect spillage with an electrically powered vacuum cleaner or by wet-brushing and place in container for disposal according to local regulations. Keep in suitable, closed containers for disposal.

### **6.4 Reference to other sections**

For protective clothing, see Section 8. For disposal, see Section 13.

---

## **7. HANDLING AND STORAGE**

### **7.1 Precautions for safe handling**

Avoid contact with skin and eyes. Avoid inhalation of vapors or mist. Provide adequate exhaust ventilation at places where aerosols are formed. For precautions, see Section 2.2. Handle and use in a manner consistent with good industrial/manufacturing techniques and practices.

### **7.2 Conditions for safe storage**

Keep container tightly closed in a dry, cool, and well-ventilated place.

### **7.3 Specific end uses(s)**

Apart from the uses mentioned in Section 1.2, no other specific uses are stipulated.

---

## **8. EXPOSURE CONTROLS / PERSONAL PROTECTION**

### **8.1 Control parameters**

#### **Components with workplace control parameters**

No PELs, TLVs, or OELs for this product or its ingredients are listed in the current issue of ACGIH's Guide to Occupational Exposure Values nor have they been determined by the manufacturer.

### **8.2 Exposure controls**

#### **Appropriate engineering controls**

Handle in accordance with good industrial hygiene and safety practice. Wash hands before breaks and at the end of the workday. Use general dilution ventilation and/or local exhaust ventilation to control airborne exposures to below relevant Exposure Limits and/or control dust/fume/gas/mist/vapor/spray.

#### **Personal protective equipment**

##### **Eye/face protection**

Safety glasses with side-shields conforming to EN166. Use equipment for eye protection tested and approved under appropriate government standards such as NIOSH (US) or EN166 (EU).

##### **Skin protection**

Handle with chemical-resistant gloves. Gloves must be inspected prior to use. Use proper glove removal technique (without touching glove's outer surface) to avoid skin contact with this product. Dispose of contaminated gloves after use in accordance with applicable laws and good laboratory practices. Wash and dry hands.

##### **Body protection**

Impervious clothing. The type of protective equipment must be selected according to the amount of dangerous substance at the specific workplace.

##### **Control of environmental exposure**

Prevent further leakage or spillage if safe to do so. Do not let product enter drains.

---

## 9. PHYSICAL AND CHEMICAL PROPERTIES

### 9.1 Information on basic physical and chemical properties

a)	Appearance	Form: liquid Color: colorless
b)	Odor	Odorless.
c)	Boiling point	Not determined.
d)	Freeze point	Not determined.
e)	Density	Not determined.
f)	Flash point	Not determined.
g)	pH	Not determined.
h)	Evaporation factor	Not determined.
i)	Solubility	Not soluble in water.
j)	Vapor pressure	Not determined.
k)	Oxidizing properties	Not determined.
l)	Vapor density	Not determined.
m)	Viscosity	Not determined.
n)	Auto-ignition temperature	Not determined.
o)	Explosive properties	Not determined.
p)	Percent volatile	100 %

### 9.2 Other safety information

No data available.

---

## 10. STABILITY AND REACTIVITY

### 10.1 Reactivity

No data available.

### 10.2 Chemical stability

Stable under recommended storage conditions.

### 10.3 Possibility of hazardous reactions

Will not polymerize.

### 10.4 Conditions to avoid

None known.

### 10.5 Incompatible materials

Strong oxidizing agents.

### 10.6 Hazardous decomposition products

Other decomposition products – No data available.  
In the event of a fire: see Section 5.

---

## 11. TOXICOLOGICAL INFORMATION

### 11.1 Information on toxicological effects

#### **Acute toxicity – oral**

Based on available data the classification criteria are not met.

#### **Acute toxicity – dermal**

Based on available data the classification criteria are not met.

#### **Acute toxicity – inhalation**

Based on available data the classification criteria are not met.

#### **Skin corrosion/irritation**

Skin irritant 2 – H315 Causes skin irritation.

#### **Serious eye damage/irritation**

Eye irritant 2 – H319 May cause severe eye irritation.

#### **Respiratory sensitization**

Based on available data the classification criteria are not met.

#### **Skin sensitization**

Based on available data the classification criteria are not met.

#### **Germ cell mutagenicity**

##### **Genotoxicity – in vitro**

Based on available data the classification criteria are not met.

##### **Genotoxicity- in vivo**

Based on available data the classification criteria are not met.

#### **Carcinogenicity**

IARC: No component of this product present at levels greater than or equal to 0.1% is identified as probable, possible, or confirmed human carcinogen by IARC.

ACGIH: No component of this product present at levels greater than or equal to 0.1% is identified as a carcinogen or potential carcinogen by ACGIH.

NTP: No component of this product present at levels greater than or equal to 0.1% is identified as a known or anticipated carcinogen by NTP.

OSHA: No component of this product present at levels greater than or equal to 0.1% is identified as a carcinogen or potential carcinogen by OSHA.

#### **Reproductive toxicity**

##### **Reproductive toxicity – fertility**

Based on available data the classification criteria are not met.

##### **Reproductive toxicity – development**

Based on available data the classification criteria are not met.

#### **Specific target organ toxicity – single exposure**

STOT SE 3 – H335 May cause respiratory irritation.

#### **Specific target organ toxicity – repeated exposure**

Based on available data the classification criteria are not met.

**Aspiration hazard**

Not anticipated to present an aspiration hazard, based on chemical structure.

**Additional information**

RTECS: Not available.

To the best of our knowledge, the chemical, physical, and toxicological properties have not been thoroughly investigated.

---

**12. ECOLOGICAL INFORMATION****12.1 Toxicity**

No data available.

**12.2 Persistence and degradability**

Presumed to be persistent.

**12.3 Bio-accumulative potential**

No data available.

**12.4 Mobility in soil**

No data available.

**12.5 Results of PBT and vPvB assessment**

PBT/vPvB assessment are not available as chemical safety assessment not required/ not conducted.

**12.6 Other adverse effects**

No data available.

---

**13. DISPOSAL CONSIDERATIONS****13.1 Waste treatment methods****Product**

Dispose of at a supervised appropriate waste disposal facility according to current applicable laws and regulations and product characteristics at time of disposal.

**Contaminated packaging**

Dispose of as unused product.

---

**14. TRANSPORT INFORMATION****DOT (US)**

Not dangerous goods.

**IMDG**

Not dangerous goods.

**IATA**

Not dangerous goods.

---

## 15. REGULATORY INFORMATION

**HSNO Regulatory Information:** Not available within New Zealand.

**Regulatory information is based on U.S. regulations.** Globally Harmonized System (GHS) of classification and labelling of chemicals in accordance with U.S. 29 CFR 1910 (OSHA HCS).

**SARA 302 Components**

SARA 302: No chemicals in this material are subject to the reporting requirements of SARA Title III, Section 302.

**SARA 313 Components**

SARA 313: This material does not contain any chemical components with known CAS numbers that exceed the threshold (De Minimis) reporting levels established by SARA Title III, Section 313.

**SARA 311/312 Hazards**

SAR 311/312: No chemicals in this material are subject to the reporting requirements of SARA Title III, Section 311/312.

**CERCLA (Comprehensive Response, Compensation, and Liability Act)**

Not Applicable.

**TSCA (Toxic Substance Control Act)**

The components of this product are in compliance with the chemical notification requirements of TSCA.

**German Water Endangerment Class**

WGK: 1

---

## 16. OTHER INFORMATION

**HMIS Rating**

Health Hazard: 1

Chronic Health Hazard:

Flammability: 0

Physical Hazard: 0

**NFPA Rating**

Health Hazard: 1

Fire Hazard: 0

Reactivity Hazard: 0

**MANUFACTURER DISCLAIMER:** Information given herein is offered in good faith as accurate, but without guarantee. Conditions of use and suitability of the product for particular uses are beyond our control; all risks of use of the product are therefore assumed by the user. Nothing is intended as a recommendation for uses which infringe valid patents or as extending license under valid patents. Appropriate warnings and safe handling procedures should be provided to handlers and users.

Prepared by: ProTechnics Environmental Compliance Department

ProTechnics Division of Core Laboratories  
6510 W. Sam Houston Parkway N.  
Houston, Texas 77041

Contact information: +1 713 328 2320

Date of revision: 04-Apr-2019



# SAFETY DATA SHEET



Date-Issued: 04-2019  
SDS Ref. No: APFAW\_Aus  
Date-Revised:  
Revision No:000

---

## 1. PRODUCT AND COMPANY IDENTIFICATION

### 1.1 Product Identifiers

Product name : Water Flow Assurance Tracer  
Product number : APFAW 001 or APFAW 002  
Generic name : APFAW 001 or APFAW 002

### 1.2 Relevant identified uses of the substance or mixture and uses advised against

Identified uses : Diagnostic  
Uses advised against : Not available

### 1.3 Details of the supplier of the safety data sheet

Company : ProTechnics  
Division of Core Laboratories  
6510 W. Sam Houston Parkway N.  
Houston, Texas 77041  
  
Telephone : +1 713 328 2320  
Email : [david.trinker@corelab.com](mailto:david.trinker@corelab.com)

#### Australia contact information

Company : ProTechnics International  
Division of Core Laboratories  
31-35 George St.  
Thebarton, SA, Australia 5031  
  
Telephone : (08) 8152 0244

### 1.4 Emergency telephone number(s)

#### Australia Emergency Contact Information

Poisons Information Centre : 13 11 26 (24 hour)  
Ambulance, Fire, Police : 000

#### U.S. Emergency Contact Information

Emergency phone number : +1 713 328 2320  
Transportation emergency : +1 800 535 5053 (inside US)  
: +1 352 323 3500 collect (outside US)

---

## 2. HAZARDS IDENTIFICATION

### 2.1 Classification of the substance or mixture

#### GHS classification in accordance with 29 CFR 1910 (OSHA HCS)

Acute toxicity, Oral (Category 4), H302

Respiratory Sensitization (Category 1)

Skin Sensitization (Category 1)

### 2.2 GHS Label elements, including precautionary statements

Pictogram



Signal word

Warning

Hazard statement(s)

H302

Harmful if swallowed

Precautionary statement(s)

P261

Avoid breathing dust/ fume/ gas/ mist/ vapours/ spray.

P264

Wash skin thoroughly after handling.

P270

Do not eat, drink, or smoke when using this product.

P280

Wear protective gloves.

P302 + P352

IF ON SKIN: Wash with plenty of soap and water.

P304 + P340

IF INHALED: Remove affected person into fresh air and keep at rest in a position comfortable for breathing.

P332 + P313

If skin irritation occurs: Get medical advice/ attention.

### 2.3 Hazards not otherwise classified (HNOC) or not covered by GHS - none

---

## 3. COMPOSITION / INFORMATION ON INGREDIENTS

### 3.1 Substances

Substance/ mixture

Substance

Ingredient	CAS/Exempt No	Percent	Hazardous
Proprietary Ingredient	Proprietary	100	No

---

## 4. FIRST AID MEASURES

### 4.1 Description of first aid measures

#### General advice

Consult a physician. Show this safety data sheet to the doctor in attendance. Move out of dangerous area.

#### If inhaled

Move person into fresh air. If cough or other symptoms develop, consult a physician.

#### In case of skin contact

Remove contaminated clothing including shoes and immediately wash affected area with plenty of soap and water. If irritation continues, consult a physician. Wash contaminated clothing and shoes before reuse.

**In case of eye contact**

Immediately flush eyes with plenty of water for two to three minutes. Remove any contact lenses and continue flushing for 15 minutes. If irritation continues, consult a physician.

**If swallowed**

Wash out mouth with water and keep at rest. Consult a physician.

**4.2 Most important symptoms and effects, both acute and delayed**

The most important known symptoms and effects are described in the labeling (see Section 2.2) and/or in Section 11.

**4.3 Indication of any immediate medical attention and special treatment needed**

No data available.

---

**5. FIRE FIGHTING MEASURES****5.1 Extinguishing media****Suitable extinguishing media**

Use fire-extinguishing media appropriate for surrounding materials.

**5.2 Special hazards arising from the substance or mixture**

Carbon oxides, Nitrogen oxides, Sulfur oxides.

**5.3 Advice for firefighters**

As in any fire, wear full protective clothing and equipment.

**5.4 Further information**

No data available.

---

**6. ACCIDENTAL RELEASE MEASURES****6.1 Personal precautions, protective equipment and emergency procedures**

Use personal protective equipment. Avoid breathing vapours or mist. Evacuate personnel to safe areas.

**6.2 Environmental precautions**

Do not let product enter drains, if safe to do so.

**6.3 Methods and materials for containment and cleanup**

Construct temporary dikes of dirt or any appropriate readily available material to prevent spreading of the material. Cover with appropriate absorbent and sweep or shovel into an appropriate container.

**6.4 Reference to other sections**

For protective clothing, see Section 8. For disposal, see Section 13.

---

**7. HANDLING AND STORAGE****7.1 Precautions for safe handling**

Avoid contact with skin and eyes. Avoid formation of aerosols. Provide adequate exhaust ventilation at places where aerosols are formed. For precautions, see Section 2.2. Handle and use in a manner consistent with good industrial/manufacturing techniques and practices.

## 7.2 Conditions for safe storage

Keep container tightly closed in a dry, cool, and well-ventilated place.

## 7.3 Specific end uses(s)

Apart from the uses mentioned in Section 1.2, no other specific uses are stipulated.

---

# 8. EXPOSURE CONTROLS / PERSONAL PROTECTION

## 8.1 Control parameters

### Components with workplace control parameters

No PELs, TLVs, or OELs for this product or its ingredients are listed in the current issue of ACGIH's Guide to Occupational Exposure Values, nor have they been determined by the manufacturer.

## 8.2 Exposure controls

### Appropriate engineering controls

Handle in accordance with good industrial hygiene and safety practice. Wash hands before breaks and at the end of the workday.

### Personal protective equipment

#### Eye/face protection

Safety glasses with side-shields conforming to EN166. Use equipment for eye protection tested and approved under appropriate government standards such as NIOSH (US) or EN166 (EU).

#### Skin protection

Handle with chemical-resistant gloves. Gloves must be inspected prior to use. Use proper glove removal technique (without touching glove's outer surface) to avoid skin contact with this product. Dispose of contaminated gloves after use in accordance with applicable laws and good laboratory practices. Wash and dry hands.

#### Body protection

Impervious clothing. The type of protective equipment must be selected according to the amount of dangerous substance at the specific workplace.

#### Control of environmental exposure

Do not let product enter drains.

---

# 9. PHYSICAL AND CHEMICAL PROPERTIES

## 9.1 Information on basic physical and chemical properties

a)	Appearance	Form: Powder Color: White (PRE 1) : Yellow (PRE 2)
b)	Odor	Odorless
c)	Melting range	234 – 236.5°C – (lit.) (PRE 1) : >300°C (PRE 2)
d)	Freeze point	Not determined
e)	Density	1.230 g/cm <sup>3</sup> (PRE 1)
f)	Flash point	Not determined
g)	pH	5.5 – 6.5 at 10 g/L at 20°C (PRE 1) : 7.5 at 10g/L (PRE 2)
h)	Evaporation factor	Not determined
i)	Solubility	18.7 g/L at 16°C (PRE 1) : Soluble (PRE 2)
j)	Vapor pressure	15 mmHg at 89°C (PRE 1)
k)	Oxidizing properties	Not determined

l)	Vapor density	Not determined
m)	Viscosity	Not determined

## 9.2 Other safety information

No data available.

---

## 10. STABILITY AND REACTIVITY

### 10.1 Reactivity

No data available.

### 10.2 Chemical stability

The product is stable under normal ambient conditions of temperature and pressure.

### 10.3 Possibility of hazardous reactions

Will not polymerize.

### 10.4 Conditions to avoid

No data available.

### 10.5 Incompatible materials

Strong oxidizing agents.

### 10.6 Hazardous decomposition products

None.

---

## 11. TOXICOLOGICAL INFORMATION

### 11.1 Information on toxicological effects

#### Acute toxicity – oral

(PRE 1) LD<sub>50</sub> Oral – rat – male and female – 367.7 mg/kg  
(OECD Test Guideline 401)

(PRE 2) LD<sub>50</sub> Oral – rat – male and female – 12750 mg/kg  
(OECD Test Guideline 401)

#### Acute toxicity – inhalation

(PRE 1) LC<sub>50</sub> Inhalation – rat – male and female – 4.94 mg/L  
(OECD Test Guideline 401)

#### Acute toxicity – dermal

(PRE 1) LD<sub>50</sub> Inhalation – rat – male and female – > 2,000 mg/kg  
(OECD Test Guideline 401)

#### Skin corrosion/irritation

Skin irritant 2 – H315 Causes skin irritation.

#### Serious eye damage/irritation

Eye irritant 2 – H319 May cause severe eye irritation.

#### Respiratory sensitization

Based on available data the classification criteria are not met.

**Skin sensitization**

Based on available data the classification criteria are not met.

**Germ cell mutagenicity****Genotoxicity – in vitro**

Based on available data the classification criteria are not met.

**Genotoxicity- in vivo**

Based on available data the classification criteria are not met.

**Carcinogenicity**

IARC: No component of this product present at levels greater than or equal to 0.1% is identified as probable, possible, or confirmed human carcinogen by IARC.

ACGIH: No component of this product present at levels greater than or equal to 0.1% is identified as a carcinogen or potential carcinogen by ACGIH.

NTP: No component of this product present at levels greater than or equal to 0.1% is identified as a known or anticipated carcinogen by NTP

OSHA: No component of this product present at levels greater than or equal to 0.1% is identified as a carcinogen or potential carcinogen by OSHA.

**Reproductive toxicity****Reproductive toxicity – fertility**

Based on available data the classification criteria are not met.

**Reproductive toxicity – development**

Based on available data the classification criteria are not met.

**Specific target organ toxicity – single exposure**

STOT SE 3 – H335 May cause respiratory irritation.

**Specific target organ toxicity – repeated exposure**

Based on available data the classification criteria are not met.

**Aspiration hazard**

Not anticipated to present an aspiration hazard, based on chemical structure.

**Additional information**

RTECS: EV64750000

To the best of our knowledge, the chemical, physical, and toxicological properties have not been thoroughly investigated.

---

**12. ECOLOGICAL INFORMATION****12.1 Toxicity**

No data available.

**12.2 Persistence and degradability**

Presumed to be persistent.

**12.3 Bioaccumulative potential**

No data available.

#### 12.4 Mobility in soil

No data available.

#### 12.5 Results of PBT and vPvB assessment

PBT/vPvB assessment are not available as chemical safety assessment not required/ not conducted.

#### 12.6 Other adverse effects

No data available.

---

### 13. DISPOSAL CONSIDERATIONS

#### 13.1 Waste treatment methods

##### Product

Dispose of at a supervised appropriate waste disposal facility according to current applicable laws and regulations and product characteristics at time of disposal.

##### Contaminated packaging

Contaminated containers should be cleaned and disposed of in the same manner as the product in accordance with applicable regulations.

---

### 14. TRANSPORT INFORMATION

#### Pre 1 DOT (US)

**UN-No** UN1544

**Hazard Class** 6.1

**Packing Group** III

#### IMDG

**UN-No** UN1544

**Hazard Class** 6.1

**Packing Group** III

#### IATA

**UN-No** UN1544

**Hazard Class** 6.1

**Packing Group** III

---

### 15. REGULATORY INFORMATION

#### SARA 302 Components

SARA 302: No chemicals in this material are subject to the reporting requirements of SARA Title III, Section 302.

#### SARA 313 Components

SARA 313: This material does not contain any chemical components with known CAS numbers that exceed the threshold (De Minimis) reporting levels established by SARA Title III, Section 313.

#### SARA 311/312 Hazards

Acute Health Hazard, Chronic Health Hazard

#### CERCLA (Comprehensive Response, Compensation, and Liability Act)

Not Applicable.

#### TSCA (Toxic Substance Control Act)

The components of this product are in compliance with the chemical notification requirements of TSCA.

---

## 16. OTHER INFORMATION

### HMIS Rating

Health Hazard:	2
Chronic Health Hazard:	*
Flammability:	1
Physical Hazard:	1

### NFPA Rating

Health Hazard:	2
Fire Hazard:	1
Reactivity Hazard:	1

**MANUFACTURER DISCLAIMER:** Information given herein is offered in good faith as accurate, but without guarantee. Conditions of use and suitability of the product for particular uses are beyond our control; all risks of use of the product are therefore assumed by the user. Nothing is intended as a recommendation for uses which infringe valid patents or as extending license under valid patents. Appropriate warnings and safe handling procedures should be provided to handlers and users.

Prepared by: **ProTechnics Environmental Compliance Department**

ProTechnics Division of Core Laboratories  
6510 W. Sam Houston Parkway N.  
Houston, Texas 77041

Date of creation: 04-Apr-2019

Contact information: 713-328-2320





## Attachment E Tier 2 Assessment – Worker

Attachment E - Risk Characterisation Calculations

64742-47-8 Distillates (petroleum), hydrotreated light

Adult worker exposure scenario	Total Internal Dose (mg/kg bw/day)	NOAEL (mg/kg bw/day)	Critical effect	MOE (NOAEL / dosage)	Chemical is of concern? (MOE < 100 )
Haliburton Frac Recipes					
Occupational Activity					
Transport and storage	Negligible*	1000	maternal toxicity in rats		No
Mixing/blending drilling of hydraulic fracturing chemicals	0.810			1235	
Injection of drilling chemicals	Negligible*				
Cleaning and maintenance (hydraulic fracturing)	0.162			6173	
Combined exposure	0.972			1029	
Mixing/blending and cleaning and maintenance					

\* In the absence of accidents/incidents, repeated occupational exposures during transport and storage, or during injection of mixed/blended chemicals, are negligible. Similarly, repeated occupational exposures to the chemical via the transport and storage of drilling muds are negligible (NICNAS 2017).

Worker exposure during mixing/blending of chemicals					
Dermal Exposure			$E_{derm} = \frac{C \times Dease \times SA_{derm} \times B_{derm}}{BW}$ (source Equation 1 - NICNAS 2017)		
E <sub>derm</sub>	Internal dermal dose of the chemical, mg/kg bw/day	0.06	mg/kg bw/day		
C	concentration of the chemical, %	100%	%		default concentration of 1000 g/L (100%) is used. Assumes the chemical is in its pure form and not diluted with other chemicals (NICNAS 2017)
Dease	external dose estimated by EASE model, mg/cm2/day	0.1	mg/cm2/day		Assuming no PPE, the upper limit value of DEASE, 0.1 mg/cm2/day is used (NICNAS 2017)
SA <sub>derm</sub>	surface area of exposed skin, cm2	840	cm2		US EPA 2011, NICNAS 2017
B <sub>derm</sub>	dermal bioavailability, %	10%	%		NICNAS 2017
BW	body weight, kg bw.	70	kg bw		enHealth 2012, NICNAS 2017
Inhalation Exposure			$E_{inh} = \frac{F_{resp} \times C \times Demkg \times Vair \times Binh \times t}{BW}$ (source Equation 2 - NICNAS 2017)		
E <sub>inh</sub>	Internal inhalation dose of the chemical, mg/kg bw/day	0.750	mg/kg bw/day		
F <sub>resp</sub>	respirable/inhalable fraction of the chemical, dimensionless	1	dimensionless		assumed to be 1 (NICNAS 2017)
C	concentration of the chemical, %	100%	%		default concentration of 1000 g/L (100%) is used as the concentration of chemical when delivered to site. Assumes the chemical is in its pure form and not diluted with other chemicals (NICNAS 2017)
Demkg	external dose estimated by EMKG-EXPO-TOOL, mg/m3	0.6	mg/m3		NICNAS 2017
V <sub>air</sub>	worker ventilation rate, m3/day	22	m3/day		enHealth 2012, NICNAS 2017
B <sub>inh</sub>	inhalation bioavailability, %	100%	%		NICNAS 2017
t	duration of exposure, h/day	4	h/day		assumed to be four hours, which is an estimate of the duration of manual handling activities that occur during mixing (NICNAS 2017)
BW	body weight, kg bw	70	kg bw		enHealth 2012, NICNAS 2017
t	time	4	hours		NICNAS 2017
E <sub>total</sub> =	E <sub>derm</sub> + E <sub>inh</sub>				
E <sub>total</sub> =	0.810		mg/kg bw/day		

Worker exposure during cleaning and maintenance (drilling)					
Dermal Exposure			$E_{derm} = \frac{C \times Dease \times SA_{derm} \times B_{derm}}{BW}$		
E <sub>derm</sub>	Internal dermal dose of the chemical, mg/kg bw/day	0.012	mg/kg bw/day		
C	concentration of the chemical, %	10%	%		a default concentration of 10 g/L (100%) is used as the concentration of chemical in the final formulation prior to injection (NICNAS 2017)
Dease	external dose estimated by EASE model, mg/cm2/day	0.1	mg/cm2/day		Assuming no PPE, the upper limit value of Dease, 0.1 mg/cm2/day, is used (NICNAS 2017).
SA <sub>derm</sub>	surface area of exposed skin, cm2	840	cm2		for hands (USEPA 2011, NICNAS 2017)
B <sub>derm</sub>	dermal bioavailability, %	10%	%		NICNAS 2017
BW	body weight, kg bw.	70	kg bw		enHealth 2012, NICNAS 2017
t	time	8	hours		NICNAS 2017
Inhalation Exposure			$E_{inh} = \frac{F_{resp} \times C \times Demkg \times Vair \times Binh \times t}{BW}$		
E <sub>inh</sub>	Internal inhalation dose of the chemical, mg/kg bw/day	0.150	mg/kg bw/day		
F <sub>resp</sub>	respirable/inhalable fraction of the chemical, dimensionless	1	dimensionless		assumed to be 1 (NICNAS 2017)
C	concentration of the chemical, %	10%	%		a default concentration of 10 g/L (100%) is used as the concentration of chemical in the final formulation prior to injection (NICNAS 2017)
Demkg	external dose estimated by EMKG-EXPO-TOOL, mg/m3	0.6	mg/m3		Assuming no PPE, the upper limit value is used - EMKG-EXPO-TOOL, NICNAS
V <sub>air</sub>	worker ventilation rate, m3/day	22	m3/day		enHealth 2012, NICNAS 2017
B <sub>inh</sub>	inhalation bioavailability, %	100%	%		NICNAS 2017
t	duration of exposure, h/day	8	h/day		assued to be eight hours which is an estimate of the manual handling activities that occur during cleaning and maintenance (NICNAS 2017)
BW	body weight, kg bw	70	kg bw		enHealth 2012, NICNAS 2017
E <sub>total</sub> =	E <sub>derm</sub> + E <sub>inh</sub>				
E <sub>total</sub> =	0.162		mg/kg bw/day		



## Attachment F Tier 2 Assessment – Avian Wildlife

**Table F-1**  
**Summary of Body Mass and Ingestion Rates**  
**Beetaloo McArthur Basin Hydraulic Fracturing Fluid System - Chemical Risk Assessment**

Common Name	Scientific Name	Body Mass (Kg)								Drinking WIR (L/day) <sup>3,4</sup>
		Sex <sup>1</sup>	N	Mean	Standard Deviation	Min	Max	Location	Source ID <sup>2</sup>	Mean
Crested Pigeon	<i>Ocyphaps lophotes</i>	B	21	0.204	---	0.142	0.26	Australia	515a	0.020
Willie Wagtail	<i>Rhipidura leucophrys picata</i>	B	13	0.0201	---	0.0145	0.0255	Australia	518a	0.004
Peaceful Dove	<i>Geopelia placida</i>	B	38	0.0478	---	0.035	0.065	Australia	515a	0.008
Cattle Egret	<i>Bubulcus ibis</i>	M	27	0.372	---	0.296	0.46	FL, USA	1207	0.0304
Cattle Egret	<i>Bubulcus ibis</i>	F	59	0.36	---	0.27	0.512	FL, USA	1207	0.0298
Brown Honeyeater	<i>Lichmera indistincta</i>	M	37	0.0118	0.0015	0.009	0.015	Australia	517	0.0030
Brown Honeyeater	<i>Lichmera indistincta</i>	F	15	0.0106	0.0021	0.008	0.014	Australia	517	0.0028

**Notes:**

1, Sex: M, Male; F, Female; B, Both

2, Body mass statistics compiled in Dunning (2008); Original source documents based on Source ID in Dunning (2008) include:

515a, Higgins, P J and S J J F Davies 1996 *Handbook of Australian, New Zealand and Antarctic birds* Oxford University Press, Melbourne, Australia Volume 3

518a, Higgins, P J, J M Peter, and S J Cowling 2006 *Handbook of Australian, New Zealand and Antarctic birds* Oxford University Press, Melbourne, Australia Volume 7

1207, Telfair, R C 1994 *Cattle Egret (Bubulcus ibis)* In *The Birds of North America*, A Poole and F Gill (editors) *The Birds of North America, Inc*, Philadelphia, PA, and The American Ornithologists' Union, Washington, DC Number 113

517, Higgins, P J, J M Peter, and W K Steele 2001 *Handbook of Australian, New Zealand and Antarctic birds* Oxford University Press, Melbourne, Australia Volume 5

3, Drinking water ingestion rate (WIR) based on the allometric relationship developed by Calder and Braun (1983), where  $WIR (L/day) = 0.059 \times BW (Kg)^{0.67}$

4, Proposed WIR shown in bold, estimated based on the arithmetic mean of female or combined body mass; WIR may be estimated based on other body mass statistics depending on the appropriate exposure scenario.

kg = kilogram

**Table F-2**  
**Tier 2 Assessment - Crested Pigeon**  
**Beetaloo McArthur Basin Hydraulic Fracturing Fluid System - Chemical Risk Assessment**

Constituent Name	CAS No.	Mammal NOAELt	Mammal NOAEL		Avian NOAELt <sup>1</sup>	Avian NOAEL		Avian Receptor	
			Test Animal			Test Animal		Crested Pigeon	
			Animal	Body Weight (kg)		Animal	Body Weight (kg)	Body Weight (kg)	Derived TRV
Amine oxides, cocoalkyldimethyl	61788-90-7	42	Rat	0.35	NA	NA	NA	0.204	4.8E+01
Chlorous acid, sodium salt	7758-19-2	4	Rat	0.35	NA	NA	NA	0.204	4.6E+00
Glutaraldehyde	111-30-8	4	Rat	0.35	206	Mallard Duck	1.58	0.204	3.4E+02
Tributyl tetradecyl phosphonium chloride	81741-28-8	8.66	Rat	0.35	1980.0	Bobwhite Quail	0.178	0.204	1.9E+03

**Notes:**

NOAELt = No observed adverse effect level test animal

kg = kilogram

NA = not applicable

TRV = toxicity reference value

1/ If an avian NOAEL was not available, the mammal NOAEL was used to derive the TRV for the avian receptor.

$$Derived\ TRV = NOAEL_{test} * \left( \frac{Body\ Weight_{test}}{Body\ Weight_{Avian}} \right)^{(1/4)}$$

Exposure Route	Parameter Code	Parameter Definition	Units (a)	Parameter Value	Source (b)
Ingestion	IR	Ingestion rate	l/day	0.020	Table F-1
	EF	Exposure frequency	day/yr	21	BPJ
	ED	Exposure duration	yr	1	BPJ
	BW	Body weight	kg	0.204	Table F-1
	AT-NC	Averaging time - noncancer	days	365	BPJ

**Notes:**

a/ Units:

l/day = litres per day

day/yr = days per year

yr = year

kg = kilogram

b/ References:

BPJ - Best Professional Judgement

Constituent Name	CAS No.	EPC <sup>1</sup>	Toxicity	Total Intake (mg/kg/day)	Hazard Quotient
		CW (mg/l)	TRVs		Ingestion
Amine oxides, cocoalkyldimethyl	61788-90-7	0.63	4.8E+01	3.6E-03	7.5E-05
Chlorous acid, sodium salt	7758-19-2	0.12	4.6E+00	6.9E-04	1.5E-04
Glutaraldehyde	111-30-8	0.00080	3.4E+02	4.6E-06	1.3E-08
Tributyl tetradecyl phosphonium chloride	81741-28-8	0.29	1.9E+03	1.7E-03	8.7E-07

**Cumulative: 2.3E-04**

**Notes:**

CW = concentration in water

EPC = exposure point concentration

mg/kg/day = milligrams per kilograms per day

mg/l = milligrams per litre

NA = not available/applicable

TRV = toxicity reference value

1/ EPC is injected concentration presented on Tables 1 and 2.

$$Total\ Intake = \frac{EPC \times IR \times EF \times ED}{BW \times ED \times 365\ days/year}$$

$$Hazard\ Quotient = \frac{Total\ Intake\ \left( \frac{mg}{kg-day} \right)}{TRV\ \left( \frac{mg}{kg-day} \right)}$$

**Table F-3**  
**Tier 2 Assessment - Willie Wagtail**  
**Beetaloo McArthur Basin Hydraulic Fracturing Fluid System - Chemical Risk Assessment**

Constituent Name	CAS No.	Mammal NOAELt	Mammal NOAEL		Avian NOAELt <sup>1</sup>	Avian NOAEL		Avian Receptor	
			Test Animal			Test Animal		Willie Wagtail	
			Animal	Body Weight (kg)		Animal	Body Weight (kg)	Body Weight (kg)	Derived TRV
Amine oxides, cocoalkyldimethyl	61788-90-7	42	Rat	0.35	NA	NA	NA	0.0201	8.6E+01
Chlorous acid, sodium salt	7758-19-2	4	Rat	0.35	NA	NA	NA	0.0201	8.2E+00
Glutaraldehyde	111-30-8	4	Rat	0.35	206	Mallard Duck	1.58	0.0201	6.1E+02
Tributyl tetradecyl phosphonium chloride	81741-28-8	8.66	Rat	0.35	1980.0	Bobwhite Quail	0.178	0.0201	3.4E+03

**Notes:**

NOAEL<sup>1</sup> = No observed adverse effect level test animal

kg = kilogram

NA = not applicable

TRV = toxicity reference value

1/ If an avian NOAEL was not available, the mammal NOAEL was used to derive the TRV for the avian receptor.

$$Derived\ TRV = NOAEL_{test} * \left( \frac{Body\ Weight_{test}}{Body\ Weight_{Avian}} \right)^{(1/4)}$$

Exposure Route	Parameter Code	Parameter Definition	Units (a)	Parameter Value	Source (b)
Ingestion	IR	Ingestion rate	l/day	0.004	Table F-1
	EF	Exposure frequency	day/yr	21	BPJ
	ED	Exposure duration	yr	1	BPJ
	BW	Body weight	kg	0.0201	Table F-1
	AT-NC	Averaging time - noncancer	days	365	BPJ

**Notes:**

a/ Units:

l/day = litres per day

day/yr = days per year

yr = year

kg = kilogram

b/ References:

BPJ - Best Professional Judgement

Constituent Name	CAS No.	EPC <sup>1</sup>	Toxicity	Total Intake (mg/kg/day)	Hazard Quotient
		CW (mg/l)	TRVs		Ingestion
Amine oxides, cocoalkyldimethyl	61788-90-7	0.63	8.6E+01	7.8E-03	9.0E-05
Chlorous acid, sodium salt	7758-19-2	0.12	8.2E+00	1.5E-03	1.8E-04
Glutaraldehyde	111-30-8	0.00080	6.1E+02	9.9E-06	1.6E-08
Tributyl tetradecyl phosphonium chloride	81741-28-8	0.29	3.4E+03	3.6E-03	1.0E-06

**Cumulative: 2.7E-04**

**Notes:**

CW = concentration in water

EPC = exposure point concentration

mg/kg/day = milligrams per kilograms per day

mg/l = milligrams per liter

NA = not available/applicable

TRV = toxicity reference value

1/ EPC is injected concentration presented on Tables 1 and 2.

$$Total\ Intake = \frac{EPC \times IR \times EF \times ED}{BW \times ED \times 365\ days/year}$$

$$Hazard\ Quotient = \frac{Total\ Intake\ \left( \frac{mg}{kg-day} \right)}{TRV\ \left( \frac{mg}{kg-day} \right)}$$

**Table F-4**  
**Tier 2 Assessment - Peaceful Dove**  
**Beetaloo McArthur Basin Hydraulic Fracturing Fluid System - Chemical Risk Assessment**

Constituent Name	CAS No.	Mammal NOAELt	Mammal NOAEL		Avian NOAELt <sup>1</sup>	Avian NOAEL		Avian Receptor	
			Test Animal			Test Animal		Peaceful Dove	
			Animal	Body Weight (kg)		Animal	Body Weight (kg)	Body Weight (kg)	Derived TRV
Amine oxides, cocoalkyldimethyl	61788-90-7	42	Rat	0.35	NA	NA	NA	0.0478	6.9E+01
Chlorous acid, sodium salt	7758-19-2	4	Rat	0.35	NA	NA	NA	0.0478	6.6E+00
Glutaraldehyde	111-30-8	4	Rat	0.35	206	Mallard Duck	1.58	0.0478	4.9E+02
Tributyl tetradecyl phosphonium chloride	81741-28-8	8.66	Rat	0.35	1980.0	Bobwhite Quail	0.178	0.0478	2.8E+03

**Notes:**

NOAELt = No observed adverse effect level test animal

kg = kilogram

NA = not applicable

TRV = toxicity reference value

1/ If an avian NOAEL was not available, the mammal NOAEL was used to derive the TRV for the avian receptor.

$$Derived\ TRV = NOAEL_{test} * \left( \frac{Body\ Weight_{test}}{Body\ Weight_{Avian}} \right)^{(1/4)}$$

Exposure Route	Parameter Code	Parameter Definition	Units (a)	Parameter Value	Source (b)
Ingestion	IR	Ingestion rate	l/day	0.008	Table F-1
	EF	Exposure frequency	day/yr	21	BPJ
	ED	Exposure duration	yr	1	BPJ
	BW	Body weight	kg	0.0478	Table F-1
	AT-NC	Averaging time - noncancer	days	365	BPJ

**Notes:**

a/ Units:

l/day = litres per day

day/yr = days per year

yr = year

kg = kilogram

b/ References:

BPJ - Best Professional Judgement

Constituent Name	CAS No.	EPC <sup>1</sup>	Toxicity	Total Intake (mg/kg/day)	Hazard Quotient
		CW (mg/l)	TRVs		Ingestion
Amine oxides, cocoalkyldimethyl	61788-90-7	0.63	6.9E+01	5.8E-03	8.4E-05
Chlorous acid, sodium salt	7758-19-2	0.12	6.6E+00	1.1E-03	1.7E-04
Glutaraldehyde	111-30-8	0.00080	4.9E+02	7.4E-06	1.5E-08
Tributyl tetradecyl phosphonium chloride	81741-28-8	0.29	2.8E+03	2.7E-03	9.8E-07

**Cumulative: 2.5E-04**

**Notes:**

CW = concentration in water

EPC = exposure point concentration

mg/kg/day = milligrams per kilograms per day

mg/l = milligrams per liter

NA = not available/applicable

TRV = toxicity reference value

1/ EPC is injected concentration presented on Tables 1 and 2.

$$Total\ Intake = \frac{EPC \times IR \times EF \times ED}{BW \times ED \times 365\ days/year}$$

$$Hazard\ Quotient = \frac{Total\ Intake\ \left( \frac{mg}{kg-day} \right)}{TRV\ \left( \frac{mg}{kg-day} \right)}$$

**Table F-5**  
**Tier 2 Assessment - Cattle Egret**  
**Beetaloo McArthur Basin Hydraulic Fracturing Fluid System - Chemical Risk Assessment**

Constituent Name	CAS No.	Mammal NOAELt	Mammal NOAEL		Avian NOAELt <sup>1</sup>	Avian NOAEL		Avian Receptor	
			Test Animal			Test Animal		Cattle Egret	
			Animal	Body Weight (kg)		Animal	Body Weight (kg)	Body Weight (kg)	Derived TRV
Amine oxides, cocoalkyldimethyl	61788-90-7	42	Rat	0.35	NA	NA	NA	0.36	4.2E+01
Chlorous acid, sodium salt	7758-19-2	4	Rat	0.35	NA	NA	NA	0.36	4.0E+00
Glutaraldehyde	111-30-8	4	Rat	0.35	206	Mallard Duck	1.58	0.36	3.0E+02
Tributyl tetradecyl phosphonium chloride	81741-28-8	8.66	Rat	0.35	1980.0	Bobwhite Quail	0.178	0.36	1.7E+03

**Notes:**

NOAELt = No observed adverse effect level test animal

kg = kilogram

NA = not applicable

TRV = toxicity reference value

1/ If an avian NOAEL was not available, the mammal NOAEL was used to derive the TRV for the avian receptor.

$$Derived\ TRV = NOAEL_{test} * \left( \frac{Body\ Weight_{test}}{Body\ Weight_{Avian}} \right)^{(1/4)}$$

Exposure Route	Parameter Code	Parameter Definition	Units (a)	Parameter Value	Source (b)
Ingestion	IR	Ingestion rate	l/day	0.030	Table F-1
	EF	Exposure frequency	day/yr	21	BPJ
	ED	Exposure duration	yr	1	BPJ
	BW	Body weight	kg	0.36	Table F-1
	AT-NC	Averaging time - noncancer	days	365	BPJ

**Notes:**

a/ Units:

l/day = litres per day

day/yr = days per year

yr = year

kg = kilogram

b/ References:

BPJ - Best Professional Judgement

Constituent Name	CAS No.	EPC <sup>1</sup>	Toxicity	Total Intake (mg/kg/day)	Hazard Quotient
		CW (mg/l)	TRVs		Ingestion
Amine oxides, cocoalkyldimethyl	61788-90-7	0.63	4.2E+01	3.0E-03	7.2E-05
Chlorous acid, sodium salt	7758-19-2	0.12	4.0E+00	5.7E-04	1.4E-04
Glutaraldehyde	111-30-8	0.00080	3.0E+02	3.8E-06	1.3E-08
Tributyl tetradecyl phosphonium chloride	81741-28-8	0.29	1.7E+03	1.4E-03	8.3E-07

**Cumulative: 2.2E-04**

**Notes:**

CW = concentration in water

EPC = exposure point concentration

mg/kg/day = milligrams per kilograms per day

mg/l = milligrams per liter

NA = not available/applicable

TRV = toxicity reference value

1/ EPC is injected concentration presented on Tables 1 and 2.

$$Total\ Intake = \frac{EPC \times IR \times EF \times ED}{BW \times ED \times 365\ days/year}$$

$$Hazard\ Quotient = \frac{Total\ Intake\ \left( \frac{mg}{kg-day} \right)}{TRV\ \left( \frac{mg}{kg-day} \right)}$$



**Table F-6**  
**Tier 2 Assessment - Brown Honeyeater**  
**Beetaloo McArthur Basin Hydraulic Fracturing Fluid System - Chemical Risk Assessment**

Constituent Name	CAS No.	Mammal NOAELt	Mammal NOAEL		Avian NOAELt <sup>1</sup>	Avian NOAEL		Avian Receptor	
			Test Animal			Test Animal		Brown Honeyeater	
			Animal	Body Weight (kg)		Animal	Body Weight (kg)	Body Weight (kg)	Derived TRV
Amine oxides, cocoalkyldimethyl	61788-90-7	42	Rat	0.35	NA	NA	NA	0.0106	1.0E+02
Chlorous acid, sodium salt	7758-19-2	4	Rat	0.35	NA	NA	NA	0.0106	9.6E+00
Glutaraldehyde	111-30-8	4	Rat	0.35	206	Mallard Duck	1.58	0.0106	7.2E+02
Tributyl tetradecyl phosphonium chloride	81741-28-8	8.66	Rat	0.35	1980.0	Bobwhite Quail	0.178	0.0106	4.0E+03

**Notes:**

NOAEL<sup>1</sup> = No observed adverse effect level test animal

kg = kilogram

NA = not applicable

TRV = toxicity reference value

1/ If an avian NOAEL was not available, the mammal NOAEL was used to derive the TRV for the avian receptor.

$$Derived\ TRV = NOAEL_{test} * \left( \frac{Body\ Weight_{test}}{Body\ Weight_{Avian}} \right)^{(1/4)}$$

Exposure Route	Parameter Code	Parameter Definition	Units (a)	Parameter Value	Source (b)
Ingestion	IR	Ingestion rate	l/day	0.0028	Table F-1
	EF	Exposure frequency	day/yr	21	BPJ
	ED	Exposure duration	yr	1	BPJ
	BW	Body weight	kg	0.0106	Table F-1
	AT-NC	Averaging time - noncancer	days	365	BPJ

**Notes:**

a/ Units:

l/day = litres per day

day/yr = days per year

yr = year

kg = kilogram

b/ References:

BPJ - Best Professional Judgement

Constituent Name	CAS No.	EPC <sup>1</sup>	Toxicity	Total Intake (mg/kg/day)	Hazard Quotient
		CW (mg/l)	TRVs		Ingestion
Amine oxides, cocoalkyldimethyl	61788-90-7	0.63	1.0E+02	9.6E-03	9.5E-05
Chlorous acid, sodium salt	7758-19-2	0.12	9.6E+00	1.8E-03	1.9E-04
Glutaraldehyde	111-30-8	0.00080	7.2E+02	1.2E-05	1.7E-08
Tributyl tetradecyl phosphonium chloride	81741-28-8	0.29	4.0E+03	4.4E-03	1.1E-06

**Cumulative: 2.9E-04**

**Notes:**

CW = concentration in water

EPC = exposure point concentration

mg/kg/day = milligrams per kilograms per day

mg/l = milligrams per liter

NA = not available/applicable

TRV = toxicity reference value

1/ EPC is injected concentration presented on Tables 1 and 2.

$$Total\ Intake = \frac{EPC \times IR \times EF \times ED}{BW \times ED \times 365\ days/year}$$

$$Hazard\ Quotient = \frac{Total\ Intake\ \left( \frac{mg}{kg-day} \right)}{TRV\ \left( \frac{mg}{kg-day} \right)}$$

## **Appendix B: Commonwealth Protected Matters Search Tool**



# EPBC Act Protected Matters Report

This report provides general guidance on matters of national environmental significance and other matters protected by the EPBC Act in the area you have selected.

Information on the coverage of this report and qualifications on data supporting this report are contained in the caveat at the end of the report.

Information is available about [Environment Assessments](#) and the EPBC Act including significance guidelines, forms and application process details.

Report created: 04/12/18 14:34:12

[Summary](#)

[Details](#)

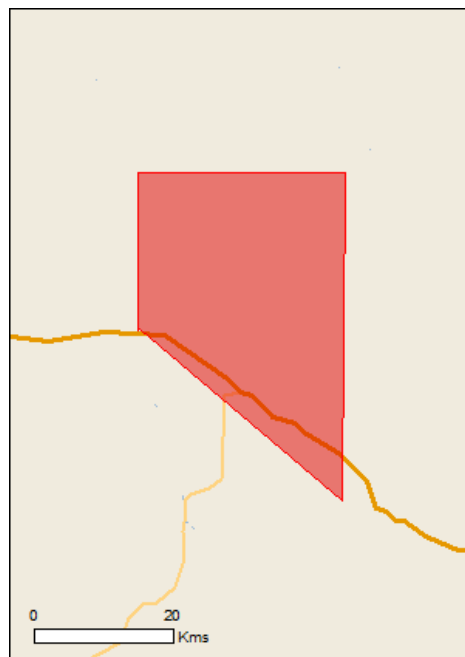
[Matters of NES](#)

[Other Matters Protected by the EPBC Act](#)

[Extra Information](#)

[Caveat](#)

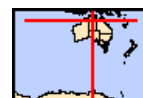
[Acknowledgements](#)



This map may contain data which are  
©Commonwealth of Australia  
(Geoscience Australia), ©PSMA 2010

[Coordinates](#)

Buffer: 10.0Km



# Summary

## Matters of National Environmental Significance

This part of the report summarises the matters of national environmental significance that may occur in, or may relate to, the area you nominated. Further information is available in the detail part of the report, which can be accessed by scrolling or following the links below. If you are proposing to undertake an activity that may have a significant impact on one or more matters of national environmental significance then you should consider the [Administrative Guidelines on Significance](#).

<a href="#">World Heritage Properties:</a>	None
<a href="#">National Heritage Places:</a>	None
<a href="#">Wetlands of International Importance:</a>	None
<a href="#">Great Barrier Reef Marine Park:</a>	None
<a href="#">Commonwealth Marine Area:</a>	None
<a href="#">Listed Threatened Ecological Communities:</a>	None
<a href="#">Listed Threatened Species:</a>	12
<a href="#">Listed Migratory Species:</a>	13

## Other Matters Protected by the EPBC Act

This part of the report summarises other matters protected under the Act that may relate to the area you nominated. Approval may be required for a proposed activity that significantly affects the environment on Commonwealth land, when the action is outside the Commonwealth land, or the environment anywhere when the action is taken on Commonwealth land. Approval may also be required for the Commonwealth or Commonwealth agencies proposing to take an action that is likely to have a significant impact on the environment anywhere.

The EPBC Act protects the environment on Commonwealth land, the environment from the actions taken on Commonwealth land, and the environment from actions taken by Commonwealth agencies. As heritage values of a place are part of the 'environment', these aspects of the EPBC Act protect the Commonwealth Heritage values of a Commonwealth Heritage place. Information on the new heritage laws can be found at <http://www.environment.gov.au/heritage>

A [permit](#) may be required for activities in or on a Commonwealth area that may affect a member of a listed threatened species or ecological community, a member of a listed migratory species, whales and other cetaceans, or a member of a listed marine species.

<a href="#">Commonwealth Land:</a>	None
<a href="#">Commonwealth Heritage Places:</a>	None
<a href="#">Listed Marine Species:</a>	20
<a href="#">Whales and Other Cetaceans:</a>	None
<a href="#">Critical Habitats:</a>	None
<a href="#">Commonwealth Reserves Terrestrial:</a>	None
<a href="#">Australian Marine Parks:</a>	None

## Extra Information

This part of the report provides information that may also be relevant to the area you have nominated.

<a href="#">State and Territory Reserves:</a>	None
<a href="#">Regional Forest Agreements:</a>	None
<a href="#">Invasive Species:</a>	11
<a href="#">Nationally Important Wetlands:</a>	None
<a href="#">Key Ecological Features (Marine)</a>	None

# Details

## Matters of National Environmental Significance

Listed Threatened Species		[ Resource Information ]
Name	Status	Type of Presence
<b>Birds</b>		
<a href="#">Calidris ferruginea</a> Curlew Sandpiper [856]	Critically Endangered	Species or species habitat may occur within area
<a href="#">Erythroriorchis radiatus</a> Red Goshawk [942]	Vulnerable	Species or species habitat likely to occur within area
<a href="#">Erythrura gouldiae</a> Gouldian Finch [413]	Endangered	Species or species habitat known to occur within area
<a href="#">Falcunculus frontatus whitei</a> Crested Shrike-tit (northern), Northern Shrike-tit [26013]	Vulnerable	Species or species habitat likely to occur within area
<a href="#">Rostratula australis</a> Australian Painted-snipe, Australian Painted Snipe [77037]	Endangered	Species or species habitat may occur within area
<a href="#">Tyto novaehollandiae kimberli</a> Masked Owl (northern) [26048]	Vulnerable	Species or species habitat likely to occur within area
<b>Mammals</b>		
<a href="#">Dasyurus hallucatus</a> Northern Quoll, Digul [Gogo-Yimidir], Wijingadda [Dambimangari], Wiminji [Martu] [331]	Endangered	Species or species habitat may occur within area
<a href="#">Macroderma gigas</a> Ghost Bat [174]	Vulnerable	Species or species habitat likely to occur within area
<a href="#">Macrotis lagotis</a> Greater Bilby [282]	Vulnerable	Species or species habitat likely to occur within area
<a href="#">Pseudantechinus mimulus</a> Carpentarian Antechinus [59283]	Vulnerable	Species or species habitat known to occur within area
<a href="#">Saccolaimus saccolaimus nudicluniatus</a> Bare-rumped Sheath-tailed Bat, Bare-rumped Sheathtail Bat [66889]	Vulnerable	Species or species habitat may occur within area
<b>Reptiles</b>		
<a href="#">Elseya lavarackorum</a> Gulf Snapping Turtle [67197]	Endangered	Species or species habitat may occur within area

Listed Migratory Species		[ Resource Information ]
* Species is listed under a different scientific name on the EPBC Act - Threatened Species list.		
Name	Threatened	Type of Presence
<b>Migratory Marine Birds</b>		
<a href="#">Apus pacificus</a>		
Fork-tailed Swift [678]		Species or species habitat likely to occur within area
<b>Migratory Terrestrial Species</b>		
<a href="#">Cecropis daurica</a>		
Red-rumped Swallow [80610]		Species or species habitat may occur within area
<a href="#">Cuculus optatus</a>		
Oriental Cuckoo, Horsfield's Cuckoo [86651]		Species or species habitat may occur within area
<a href="#">Hirundo rustica</a>		
Barn Swallow [662]		Species or species habitat may occur within area
<a href="#">Motacilla cinerea</a>		
Grey Wagtail [642]		Species or species habitat may occur within area
<a href="#">Motacilla flava</a>		
Yellow Wagtail [644]		Species or species habitat may occur within area
<b>Migratory Wetlands Species</b>		
<a href="#">Actitis hypoleucos</a>		
Common Sandpiper [59309]		Species or species habitat may occur within area
<a href="#">Calidris acuminata</a>		
Sharp-tailed Sandpiper [874]		Species or species habitat may occur within area
<a href="#">Calidris ferruginea</a>		
Curlew Sandpiper [856]	Critically Endangered	Species or species habitat may occur within area
<a href="#">Calidris melanotos</a>		
Pectoral Sandpiper [858]		Species or species habitat may occur within area
<a href="#">Charadrius veredus</a>		
Oriental Plover, Oriental Dotterel [882]		Species or species habitat may occur within area
<a href="#">Glareola maldivarum</a>		
Oriental Pratincole [840]		Species or species habitat may occur within area
<a href="#">Pandion haliaetus</a>		
Osprey [952]		Species or species habitat may occur within area

## Other Matters Protected by the EPBC Act

Listed Marine Species		[ Resource Information ]
* Species is listed under a different scientific name on the EPBC Act - Threatened Species list.		
Name	Threatened	Type of Presence
<b>Birds</b>		
<a href="#">Actitis hypoleucos</a> Common Sandpiper [59309]		Species or species habitat may occur within area
<a href="#">Anseranas semipalmata</a> Magpie Goose [978]		Species or species habitat may occur within area
<a href="#">Apus pacificus</a> Fork-tailed Swift [678]		Species or species habitat likely to occur within area
<a href="#">Ardea alba</a> Great Egret, White Egret [59541]		Species or species habitat likely to occur within area
<a href="#">Ardea ibis</a> Cattle Egret [59542]		Species or species habitat may occur within area
<a href="#">Calidris acuminata</a> Sharp-tailed Sandpiper [874]		Species or species habitat may occur within area
<a href="#">Calidris ferruginea</a> Curlew Sandpiper [856]	Critically Endangered	Species or species habitat may occur within area
<a href="#">Calidris melanotos</a> Pectoral Sandpiper [858]		Species or species habitat may occur within area
<a href="#">Charadrius veredus</a> Oriental Plover, Oriental Dotterel [882]		Species or species habitat may occur within area
<a href="#">Chrysococcyx osculans</a> Black-eared Cuckoo [705]		Species or species habitat may occur within area
<a href="#">Glareola maldivarum</a> Oriental Pratincole [840]		Species or species habitat may occur within area
<a href="#">Haliaeetus leucogaster</a> White-bellied Sea-Eagle [943]		Species or species habitat likely to occur within area
<a href="#">Hirundo daurica</a> Red-rumped Swallow [59480]		Species or species habitat may occur within area
<a href="#">Hirundo rustica</a> Barn Swallow [662]		Species or species habitat may occur within area
<a href="#">Merops ornatus</a> Rainbow Bee-eater [670]		Species or species habitat may occur within area
<a href="#">Motacilla cinerea</a> Grey Wagtail [642]		Species or species habitat may occur within

Name	Threatened	Type of Presence
<a href="#">Motacilla flava</a> Yellow Wagtail [644]		area  Species or species habitat may occur within area
<a href="#">Pandion haliaetus</a> Osprey [952]		Species or species habitat may occur within area
<a href="#">Rostratula benghalensis (sensu lato)</a> Painted Snipe [889]	Endangered*	Species or species habitat may occur within area
<b>Reptiles</b>		
<a href="#">Crocodylus johnstoni</a> Freshwater Crocodile, Johnston's Crocodile, Johnston's River Crocodile [1773]		Species or species habitat may occur within area

## Extra Information

### Invasive Species [ Resource Information ]

Weeds reported here are the 20 species of national significance (WoNS), along with other introduced plants that are considered by the States and Territories to pose a particularly significant threat to biodiversity. The following feral animals are reported: Goat, Red Fox, Cat, Rabbit, Pig, Water Buffalo and Cane Toad. Maps from Landscape Health Project, National Land and Water Resources Audit, 2001.

Name	Status	Type of Presence
<b>Birds</b>		
Passer domesticus House Sparrow [405]		Species or species habitat likely to occur within area
<b>Frogs</b>		
Rhinella marina Cane Toad [83218]		Species or species habitat likely to occur within area
<b>Mammals</b>		
Bos taurus Domestic Cattle [16]		Species or species habitat likely to occur within area
Bubalus bubalis Water Buffalo, Swamp Buffalo [1]		Species or species habitat likely to occur within area
Canis lupus familiaris Domestic Dog [82654]		Species or species habitat likely to occur within area
Equus asinus Donkey, Ass [4]		Species or species habitat likely to occur within area
Equus caballus Horse [5]		Species or species habitat likely to occur within area



Name	Status	Type of Presence
Felis catus Cat, House Cat, Domestic Cat [19]		Species or species habitat likely to occur within area
Sus scrofa Pig [6]		Species or species habitat likely to occur within area
Plants		
Acacia nilotica subsp. indica Prickly Acacia [6196]		Species or species habitat may occur within area
Cenchrus ciliaris Buffel-grass, Black Buffel-grass [20213]		Species or species habitat likely to occur within area

# Caveat

The information presented in this report has been provided by a range of data sources as acknowledged at the end of the report.

This report is designed to assist in identifying the locations of places which may be relevant in determining obligations under the Environment Protection and Biodiversity Conservation Act 1999. It holds mapped locations of World and National Heritage properties, Wetlands of International and National Importance, Commonwealth and State/Territory reserves, listed threatened, migratory and marine species and listed threatened ecological communities. Mapping of Commonwealth land is not complete at this stage. Maps have been collated from a range of sources at various resolutions.

Not all species listed under the EPBC Act have been mapped (see below) and therefore a report is a general guide only. Where available data supports mapping, the type of presence that can be determined from the data is indicated in general terms. People using this information in making a referral may need to consider the qualifications below and may need to seek and consider other information sources.

For threatened ecological communities where the distribution is well known, maps are derived from recovery plans, State vegetation maps, remote sensing imagery and other sources. Where threatened ecological community distributions are less well known, existing vegetation maps and point location data are used to produce indicative distribution maps.

Threatened, migratory and marine species distributions have been derived through a variety of methods. Where distributions are well known and if time permits, maps are derived using either thematic spatial data (i.e. vegetation, soils, geology, elevation, aspect, terrain, etc) together with point locations and described habitat; or environmental modelling (MAXENT or BIOCLIM habitat modelling) using point locations and environmental data layers.

Where very little information is available for species or large number of maps are required in a short time-frame, maps are derived either from 0.04 or 0.02 decimal degree cells; by an automated process using polygon capture techniques (static two kilometre grid cells, alpha-hull and convex hull); or captured manually or by using topographic features (national park boundaries, islands, etc). In the early stages of the distribution mapping process (1999-early 2000s) distributions were defined by degree blocks, 100K or 250K map sheets to rapidly create distribution maps. More reliable distribution mapping methods are used to update these distributions as time permits.

Only selected species covered by the following provisions of the EPBC Act have been mapped:

- migratory and
- marine

The following species and ecological communities have not been mapped and do not appear in reports produced from this database:

- threatened species listed as extinct or considered as vagrants
- some species and ecological communities that have only recently been listed
- some terrestrial species that overfly the Commonwealth marine area
- migratory species that are very widespread, vagrant, or only occur in small numbers

The following groups have been mapped, but may not cover the complete distribution of the species:

- non-threatened seabirds which have only been mapped for recorded breeding sites
- seals which have only been mapped for breeding sites near the Australian continent

Such breeding sites may be important for the protection of the Commonwealth Marine environment.

## Coordinates

-16.477111 134.597816,-16.282944 134.597816,-16.282944 134.863795,-16.686305 134.859469,-16.475715 134.599258,-16.475715 134.599258,-16.477111 134.597816

# Acknowledgements


This database has been compiled from a range of data sources. The department acknowledges the following custodians who have contributed valuable data and advice:

- [-Office of Environment and Heritage, New South Wales](#)
- [-Department of Environment and Primary Industries, Victoria](#)
- [-Department of Primary Industries, Parks, Water and Environment, Tasmania](#)
- [-Department of Environment, Water and Natural Resources, South Australia](#)
- [-Department of Land and Resource Management, Northern Territory](#)
- [-Department of Environmental and Heritage Protection, Queensland](#)
- [-Department of Parks and Wildlife, Western Australia](#)
- [-Environment and Planning Directorate, ACT](#)
- [-Birdlife Australia](#)
- [-Australian Bird and Bat Banding Scheme](#)
- [-Australian National Wildlife Collection](#)
- [-Natural history museums of Australia](#)
- [-Museum Victoria](#)
- [-Australian Museum](#)
- [-South Australian Museum](#)
- [-Queensland Museum](#)
- [-Online Zoological Collections of Australian Museums](#)
- [-Queensland Herbarium](#)
- [-National Herbarium of NSW](#)
- [-Royal Botanic Gardens and National Herbarium of Victoria](#)
- [-Tasmanian Herbarium](#)
- [-State Herbarium of South Australia](#)
- [-Northern Territory Herbarium](#)
- [-Western Australian Herbarium](#)
- [-Australian National Herbarium, Canberra](#)
- [-University of New England](#)
- [-Ocean Biogeographic Information System](#)
- [-Australian Government, Department of Defence](#)
- [Forestry Corporation, NSW](#)
- [-Geoscience Australia](#)
- [-CSIRO](#)
- [-Australian Tropical Herbarium, Cairns](#)
- [-eBird Australia](#)
- [-Australian Government – Australian Antarctic Data Centre](#)
- [-Museum and Art Gallery of the Northern Territory](#)
- [-Australian Government National Environmental Science Program](#)
- [-Australian Institute of Marine Science](#)
- [-Reef Life Survey Australia](#)
- [-American Museum of Natural History](#)
- [-Queen Victoria Museum and Art Gallery, Inveresk, Tasmania](#)
- [-Tasmanian Museum and Art Gallery, Hobart, Tasmania](#)
- Other groups and individuals

The Department is extremely grateful to the many organisations and individuals who provided expert advice and information on numerous draft distributions.


Please feel free to provide feedback via the [Contact Us](#) page.

## **Appendix C: Natural Resources Management Report**



# Custom area

## *NT NRM Report*



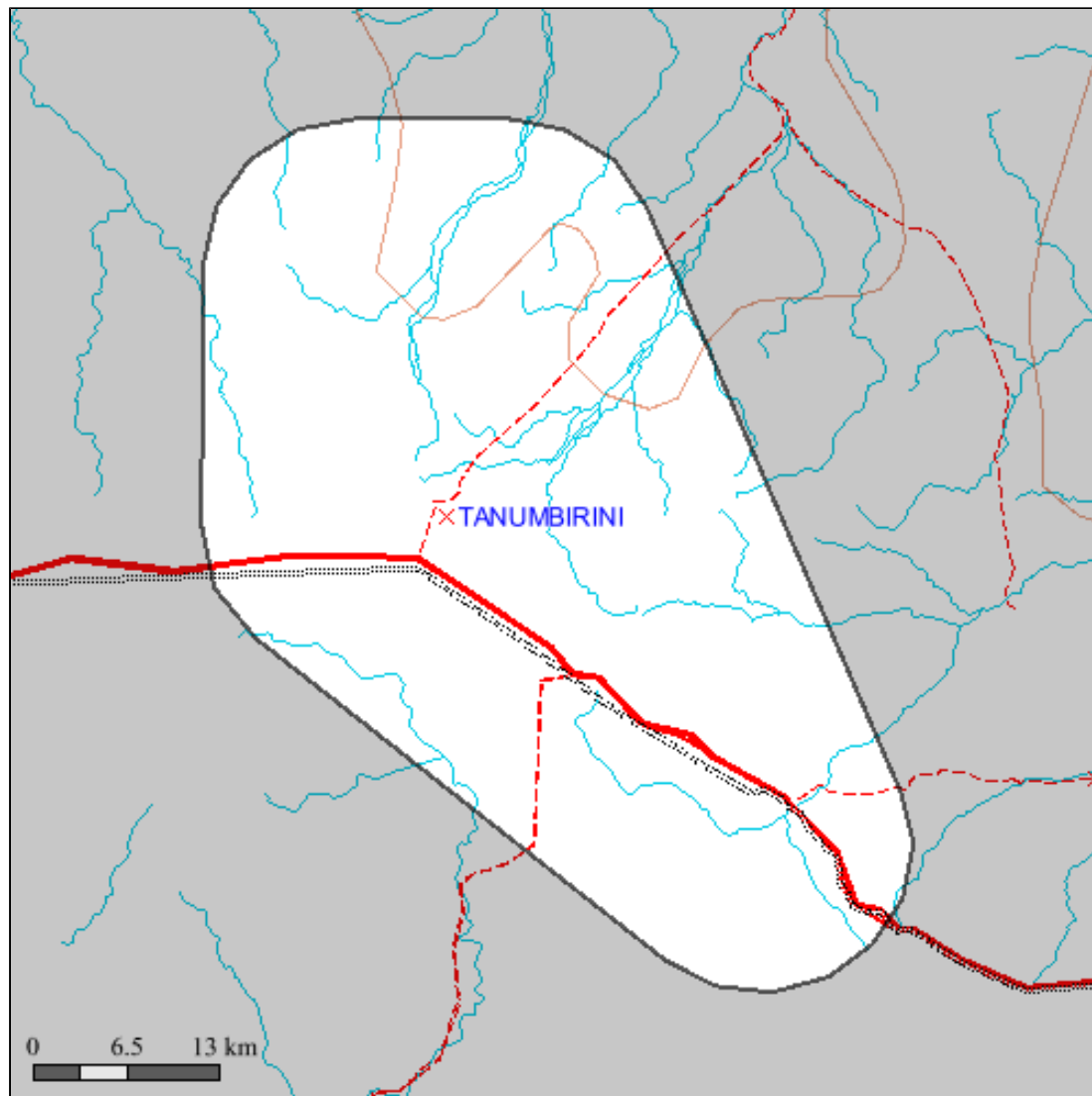
# Custom area

Custom area encompasses an area of 1807.39 sq km extending from 16 deg 12.0 min to 16 deg 45.0 min S and 134 deg 29.0 min to 134 deg 56.0 min E.

Custom area is located in the Gulf Fall and Uplands, Sturt Plateau, bioregion(s)



Location of Custom area



# Custom area Climate

The closest long-term weather station is MCARTHUR RIVER MINE (16 deg 26.0 min S, 136.076E) 145 km E of the center of selected area

## Statistics

Mean max temp (deg C)  
Mean min temp (deg C)  
Average rainfall (mm)  
Average days of rain

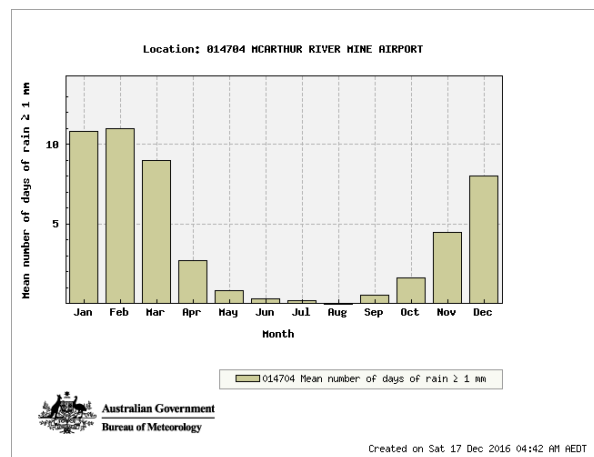
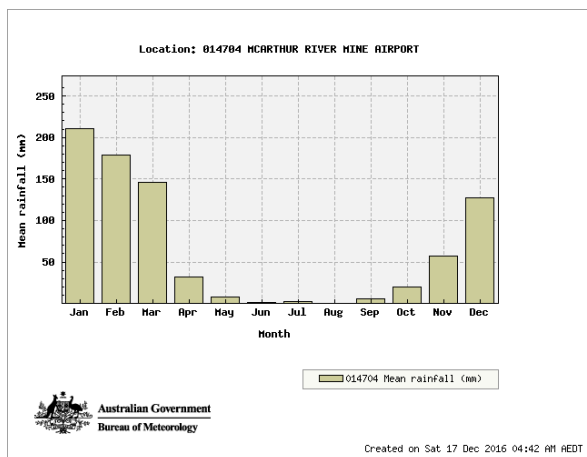
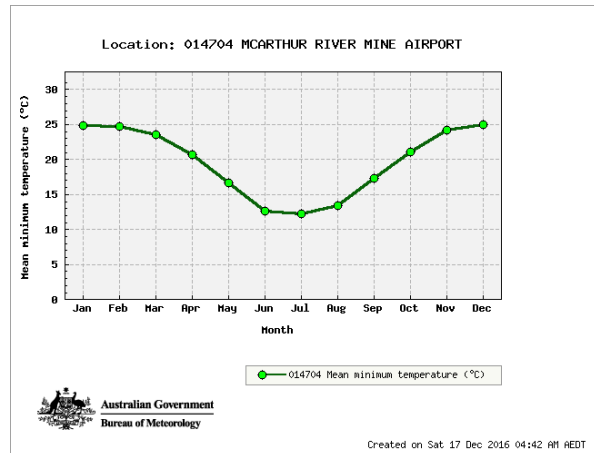
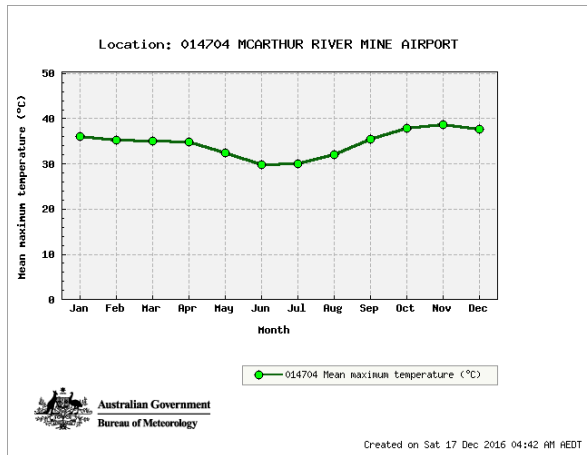
## Annual Values

34.6  
19.7  
766.1  
49.4

## Years of record

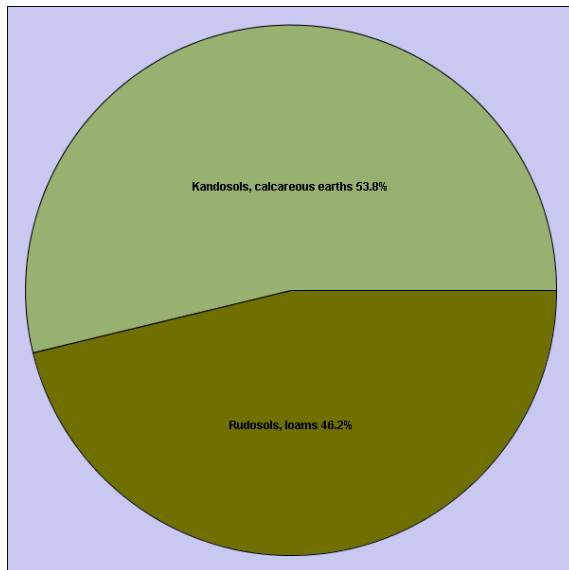
39  
39  
38  
45

Climate summaries from Bureau of Meteorology ([www.bom.gov.au](http://www.bom.gov.au))



# Custom area Soils

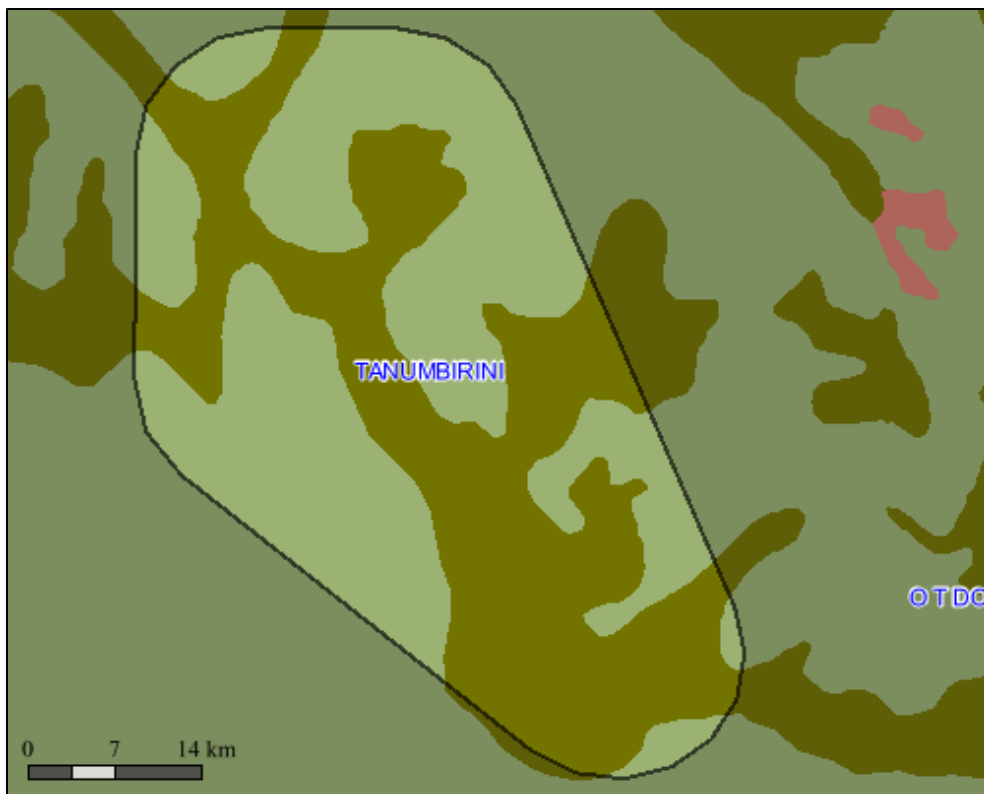
## Soil Types



## Area of soil types (Northcote Factual Key)

Category	Area sq km	Area%
Kandosols, calcareous earths	972.43	53.80
Rudosols, loams	834.96	46.20

## Soil Types

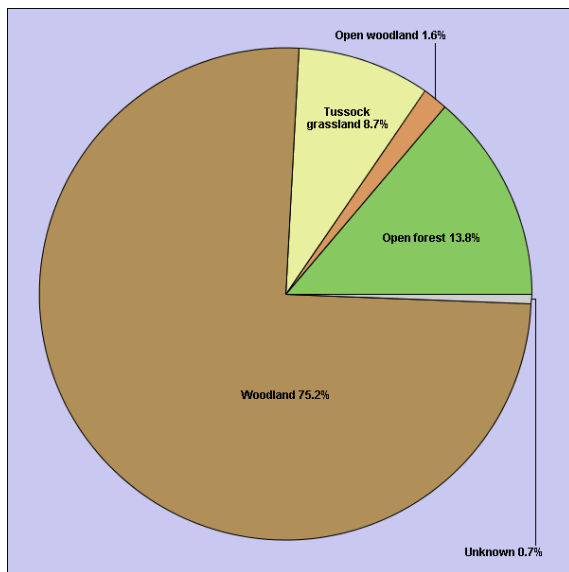


Soils 1:2M Layer is a copy of the NT portion (1:2,000,000 scale dataset) of the CSIRO Atlas of Australian Soils - K.H. Northcote et al. Data scale: 1:2,000,000 ANZLIC Identifier: 2DBC771205D06B6E040CD9B0F274EFE  
More details: Go to [www.lrm.nt.gov.au/nrmapsnt/](http://www.lrm.nt.gov.au/nrmapsnt/) and enter the ANZLIC identifier in the Spatial Data Search



# Custom area Vegetation

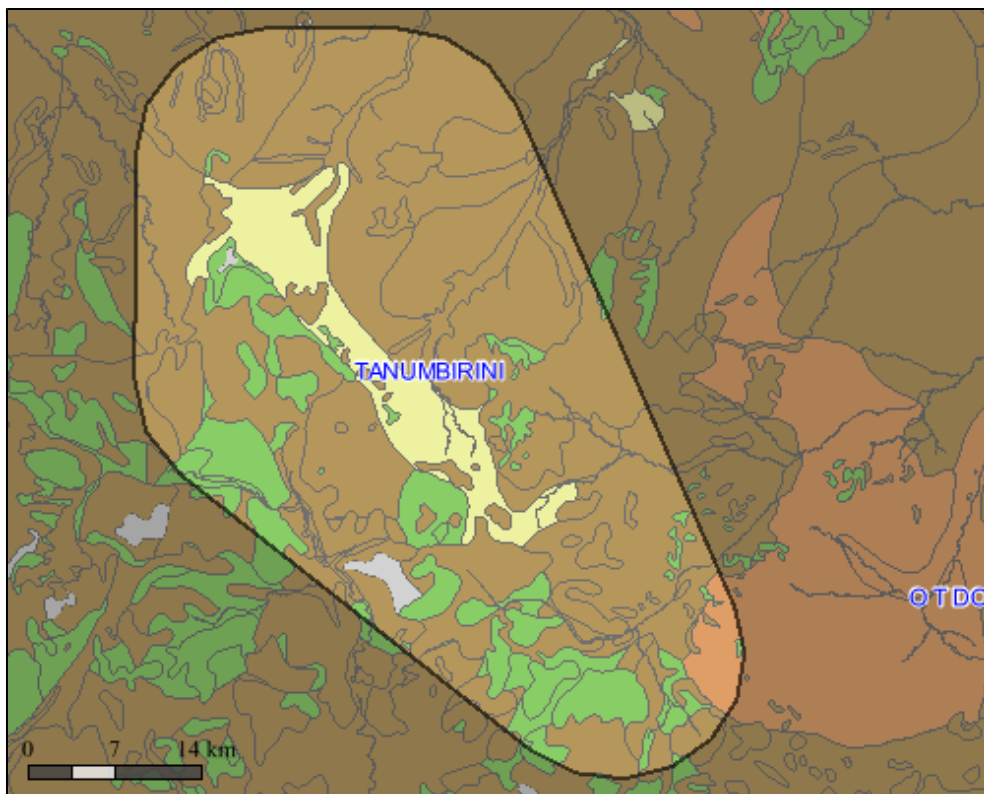
Vegetation Communities



Area of vegetation communities

Category	Area sq km	Area%
Woodland	1359.29	75.21
Open forest	248.56	13.75
Tussock grassland	158.11	8.75
Open woodland	29.57	1.64
Unknown	11.86	.66

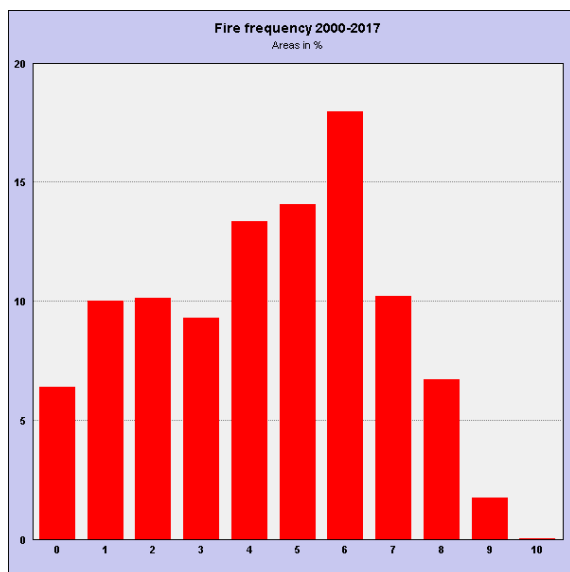
Vegetation Communities



The NVIS 2005 Layer is compiled from a number of vegetation and land unit survey maps that were recoded and re-attributed for the National Vegetation Information System (NVIS)  
 Data scale variable depending on location. ANZLIC Identifier:2DBC771207006B6E040CD9B0F274EFE  
 More details:Go to [www.lrm.nt.gov.au/nrmapsnt/](http://www.lrm.nt.gov.au/nrmapsnt/) and enter the ANZLIC identifier in the Spatial Data Search

# Custom area Fire History

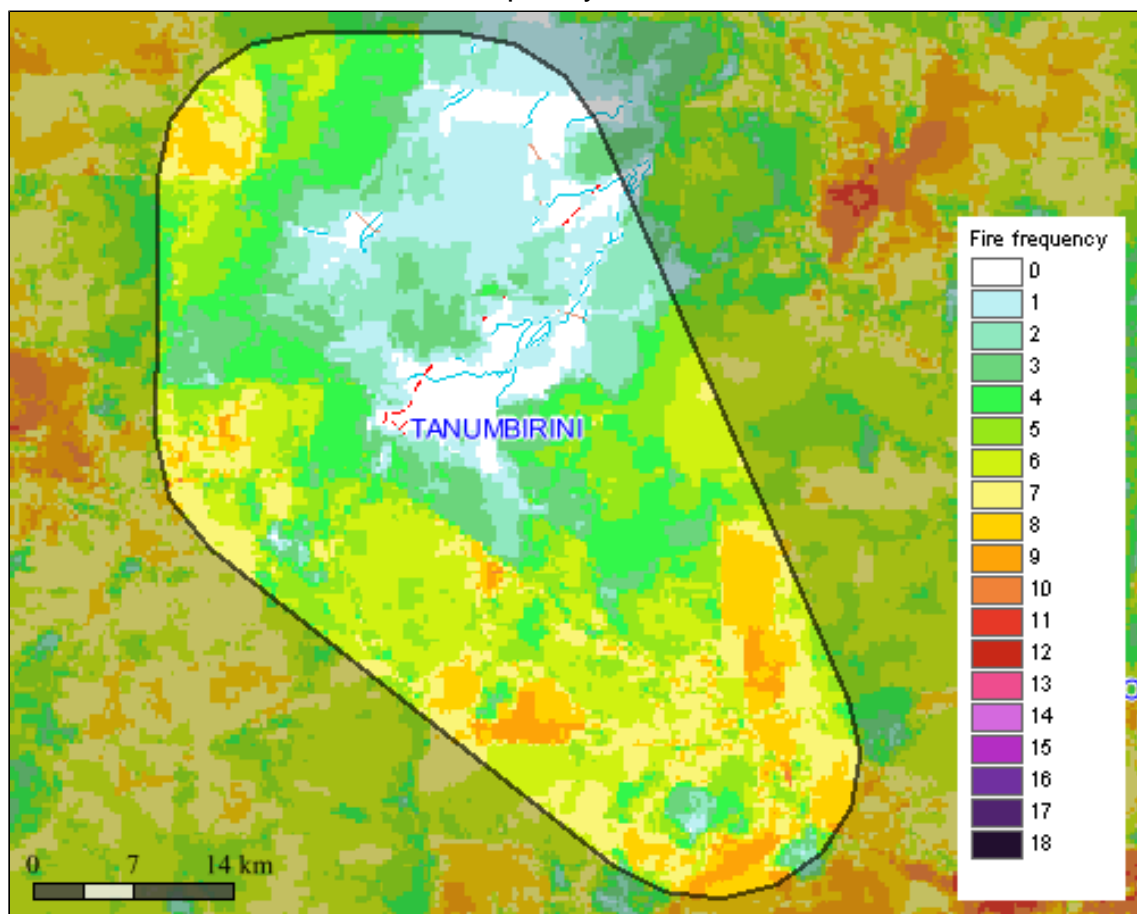
Fire frequency 2000-2017



area burnt for each fire frequency category 2000-2017

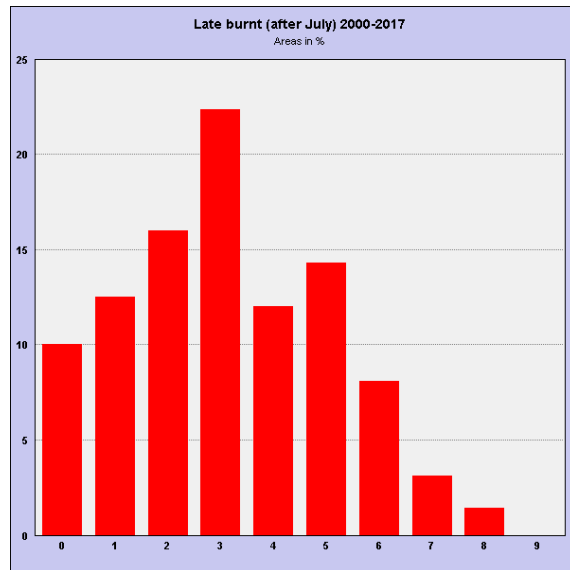
Category	Area sq km	Area%
0	115.48	6.39
1	181.34	10.03
2	183.18	10.13
3	168.48	9.32
4	241.17	13.34
5	254.24	14.07
6	324.74	17.97
7	184.99	10.24
8	121.51	6.72
9	31.52	1.74
10	.75	.04

Fire frequency 2000-2017



The fire frequency(250m) Layer is derived from satellite imagery sourced from the Moderate Resolution Imaging Spectroradiometer (MODIS) on the NASA Terra satellite  
Spatial Resolution: 250m x 250m pixels (at Nadir).

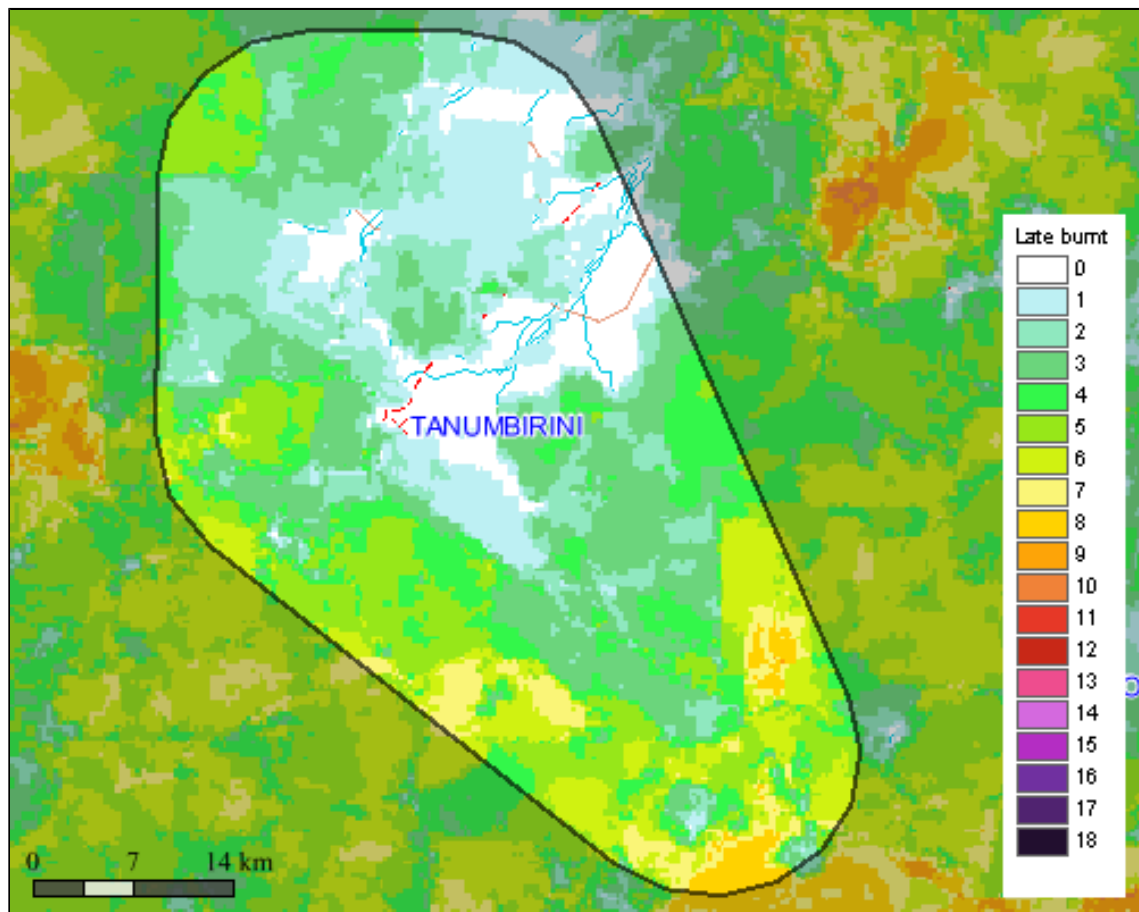
# Late fire frequency(after July 31) 2000-2017



# area burnt in each late fire frequency category 2000-2017

Category	Area sq km	Area%
0	181.75	10.06
1	226.39	12.53
2	289.26	16.00
3	403.91	22.35
4	217.82	12.05
5	259.01	14.33
6	146.42	8.10
7	56.96	3.15
8	25.71	1.42
9	.15	.01

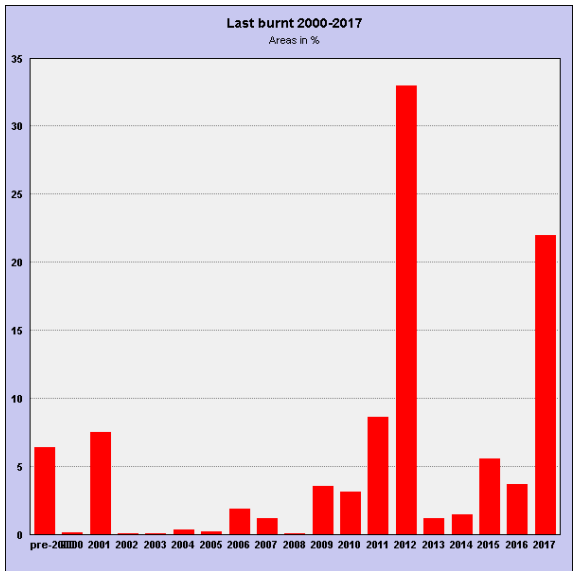
## Late fire frequency 2000-2017



The fire frequency(250m) Layer is derived from satellite imagery sourced from the Moderate Resolution Imaging Spectroradiometer (MODIS) on the NASA Terra satellite  
Spatial Resolution: 250m x 250m pixels (at Nadir).

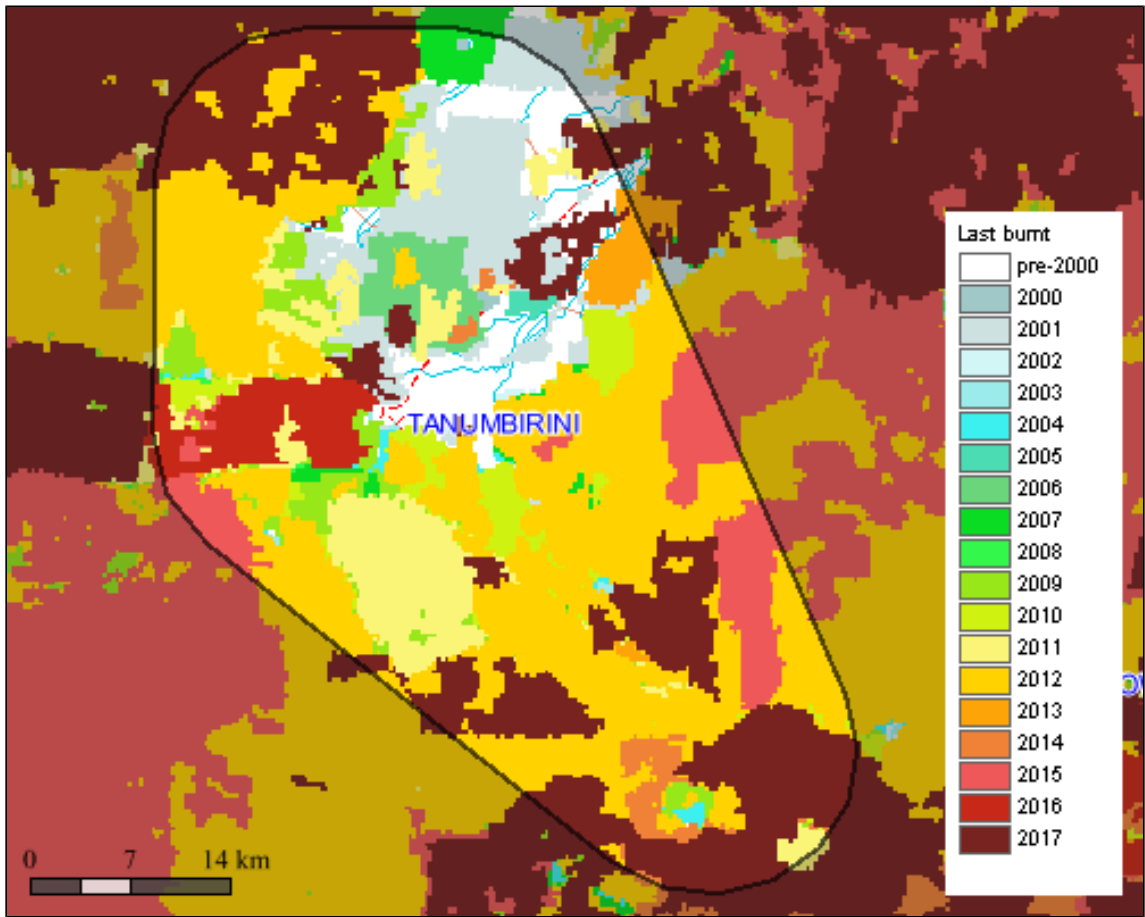
Year last burnt 2000-2017

and area of each year category





Category	Area sq km	Area%
pre-2000	115.48	6.39
2000	1.95	.11
2001	135.29	7.49
2002	1.42	.08
2003	1.42	.08
2004	6.29	.35
2005	4.12	.23
2006	34.31	1.90
2007	21.27	1.18
2008	.90	.05
2009	64.00	3.54
2010	56.25	3.11
2011	155.80	8.62
2012	596.58	33.01
2013	20.99	1.16
2014	26.46	1.46
2015	100.15	5.54
2016	67.19	3.72
2017	397.51	21.99

Year last burnt 2000-2017



The fire frequency(250m) Layer is derived from satellite imagery sourced from the Moderate Resolution Imaging Spectroradiometer (MODIS) on the NASA Terra satellite  
Spatial Resolution: 250m x 250m pixels (at Nadir).

# Custom area Threatened Species



<div>Threatened species recorded in Custom area (Records Updated: Sept 2013)</div>								
Group	Common Name	Scientific Name	NT Status	National Status	ID	#Observations (Latest)	#Specimens (Latest)	#Surveys (Latest)
Reptiles	Mertens` Water Monitor	<i>Varanus mertensi</i>	VU	.	347295	2 (1993)	0 (Unknown)	1 (1993)
Mammals	Carpentarian Antechinus	<i>Pseudantechinus mimulus</i>	.	VU	176925	0 (Unknown)	1 (1987)	0 (Unknown)

EX = Extinct  
EW = Extinct in the Wild  
ER = Extinct in the NT  
EN = Endangered  
EN/VU = One Endangered subspecies/One Vulnerable subspecies  
VU=Vulnerable  
VU/- = One or more subspecies vulnerable EN/- = One or more subspecies endangered

Survey = this category refers to data collected using systematic survey methodology  
Specimen = this category refers to museum or other records where a specimen has been collected and lodged  
Observation = this category refers to all other incidental recordings where systematic methodology may not have been used consistently.

More species info: Go to [www.landmanager.org.au/view/index.aspx?id=####](http://www.landmanager.org.au/view/index.aspx?id=####)  
where #### is the ID number from the tables above for the species of interest.

# Custom area Threatened Species Grid



Threatened species recorded in the grid cell(s) in which Custom area occurs (Records Updated: Sept 2013)

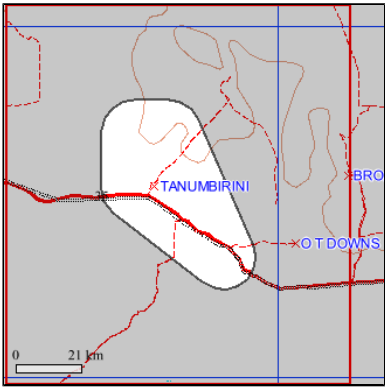
Group	Family Name	Scientific Name	Common Name	NT Status	National Status	#Observations	Latest Observation Date	#Specimens	Latest Specimen Date	#Surveys	Latest Survey Record
Reptiles	Varanidae	<i>Varanus mertensi</i>	Mertens' Water Monitor	VU		3	1993	0	Unknown	1	1993
Mammals	Dasyuridae	<i>Pseudantechinus mimulus</i>	Carpentarian Antechinus		VU	0	Unknown	1	1987	0	Unknown

EX = Extinct  
EW = Extinct in the Wild  
ER = Extinct in the NT  
EN = Endangered  
EN/VU = One Endangered subspecies/One Vulnerable subspecies  
VU=Vulnerable  
VU/- = One or more subspecies vulnerable EN/- = One or more subspecies endangered

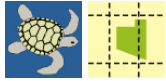
Survey = this category refers to data collected using systematic survey methodology  
Specimen = this category refers to museum or other records where a specimen has been collected and lodged  
Observation = this category refers to all other incidental recordings where systematic methodology may not have been used consistently.

More species info: Go to [www.landmanager.org.au/view/index.aspx?id=####](http://www.landmanager.org.au/view/index.aspx?id=####)  
where #### is the ID number from the tables above for the species of interest.

Species listed in the table above were recorded from all the grid cells shown below (red/blue line) that overlap Custom area



# Custom area Native Species



Native species that have been recorded in the grid cell(s) in which Custom area occurs

Group	Family Name	Scientific Name	Common Name	NT Status	National Status	#Observations	#Latest Observation Date	#Specimens	#Latest Speciman Date	#Surveys	#Latest Survey Record
Ferns	Lygodiaceae	<i>Lygodium microphyllum</i>	Climbing Maidenhair Fern			0	Unknown	2	1977	0	Unknown
Ferns	Marsileaceae	<i>Marsilea angustifolia</i>	Narrow-leaf Nardoo			0	Unknown	4	1977	0	Unknown
Ferns	Lindsaeaceae	<i>Lindsaea brachypoda</i>	Wedgefern			0	Unknown	2	1977	0	Unknown
Ferns	Lindsaeaceae	<i>Lindsaea ensifolia</i>	Common Wedgefern			0	Unknown	2	1977	0	Unknown
Ferns	Pteridaceae	<i>Cheilanthes brownii</i>	Northern Rock-fern			0	Unknown	2	1977	0	Unknown
Ferns	Pteridaceae	<i>Cheilanthes nudiuscula</i>	Fern			0	Unknown	10	1989	0	Unknown
Ferns	Pteridaceae	<i>Cheilanthes pumilio</i>	Fern			0	Unknown	2	1967	0	Unknown
Ferns	Pteridaceae	<i>Cheilanthes tenuifolia</i>	Rock Fern			0	Unknown	2	2001	0	Unknown
Flowering Plants	Lauraceae	<i>Cassytha filiformis</i>	Hairy Dodder-laurel			0	Unknown	0	Unknown	0	Unknown
Flowering Plants	Hernandiaceae	<i>Gyrocarpus americanus</i>	Stinkwood			0	Unknown	0	Unknown	0	Unknown
Flowering Plants	Alismataceae	<i>Caldesia oligococca</i> var. <i>oligococca</i>	Caldesia			0	Unknown	2	1994	0	Unknown
Flowering Plants	Hydrocharitaceae	<i>Vallisneria rubra</i>	Eel Grass			0	Unknown	2	1994	0	Unknown
Flowering Plants	Colchicaceae	<i>Iphigenia indica</i>	Iphigenia			0	Unknown	1	1989	0	Unknown
Flowering Plants	Eriocaulaceae	<i>Eriocaulon carpentariae</i>	Hatpins	DD		0	Unknown	4	1994	0	Unknown
Flowering Plants	Eriocaulaceae	<i>Eriocaulon cinereum</i>	Hatpins			0	Unknown	2	1993	0	Unknown
Flowering Plants	Cyperaceae	<i>Bulbostylis barbata</i>	Short-leaved Rush			0	Unknown	4	1983	0	Unknown
Flowering Plants	Cyperaceae	<i>Cyperus astartodes</i>	Sedge			0	Unknown	4	1983	0	Unknown
Flowering Plants	Cyperaceae	<i>Cyperus betchei</i>	Sedge			0	Unknown	2	1983	0	Unknown
Flowering Plants	Cyperaceae	<i>Cyperus betchei</i> subsp. <i>commiscens</i>	Sedge			0	Unknown	2	1977	0	Unknown
Flowering Plants	Cyperaceae	<i>Cyperus carinatus</i>	Sedge			0	Unknown	4	1988	0	Unknown
Flowering Plants	Cyperaceae	<i>Cyperus castaneus</i>	Sedge			0	Unknown	2	1977	0	Unknown
Flowering Plants	Cyperaceae	<i>Cyperus concinnus</i>	Trim Sedge			0	Unknown	2	1991	0	Unknown
Flowering Plants	Cyperaceae	<i>Cyperus crispulus</i>	Sedge			0	Unknown	4	1987	0	Unknown
Flowering Plants	Cyperaceae	<i>Cyperus cristulatus</i>	Sedge			0	Unknown	0	Unknown	0	Unknown
Flowering Plants	Cyperaceae	<i>Cyperus cunninghamii</i> subsp. <i>uniflorus</i>	Sedge			0	Unknown	2	1983	0	Unknown
Flowering Plants	Cyperaceae	<i>Cyperus dactylotes</i>	Sedge			0	Unknown	3	1988	0	Unknown
Flowering Plants	Cyperaceae	<i>Cyperus eleusinoides</i>	Sedge			0	Unknown	2	1986	0	Unknown
Flowering Plants	Cyperaceae	<i>Cyperus exaltatus</i>	Giant Sedge			0	Unknown	2	1986	0	Unknown
Flowering Plants	Cyperaceae	<i>Cyperus fucosus</i>	Sedge	DD		0	Unknown	2	1947	0	Unknown
Flowering Plants	Cyperaceae	<i>Cyperus holoschoenus</i>	Umbrella Rush			0	Unknown	8	1986	0	Unknown
Flowering Plants	Cyperaceae	<i>Cyperus iria</i>	Rice Flat Sedge			0	Unknown	1	1983	0	Unknown
Flowering Plants	Cyperaceae	<i>Cyperus javanicus</i>	Saw Rush			0	Unknown	2	1977	0	Unknown
Flowering Plants	Cyperaceae	<i>Cyperus macrostachyos</i>	Tick Grass			0	Unknown	6	1995	0	Unknown
Flowering Plants	Cyperaceae	<i>Cyperus microcephalus</i>	Sedge			0	Unknown	4	1977	0	Unknown
Flowering Plants	Cyperaceae	<i>Cyperus oxycarpus</i>	Sedge	DD		0	Unknown	2	1977	0	Unknown

Group	Family Name	Scientific Name	Common Name	NT Status	National Status	#Observations	#Latest Observation Date	#Specimens	#Latest Speciman Date	#Surveys	#Latest Survey Record
Flowering Plants	Cyperaceae	<i>Cyperus polystachyos</i>	Bunchy Sedge			0	Unknown	0	Unknown	0	Unknown
Flowering Plants	Cyperaceae	<i>Cyperus pulchellus</i>	White Button Sedge			0	Unknown	2	1983	0	Unknown
Flowering Plants	Cyperaceae	<i>Cyperus sexflorus</i>	Sedge			0	Unknown	2	1983	0	Unknown
Flowering Plants	Cyperaceae	<i>Cyperus squarrosus</i>	Bearded Flatsedge			0	Unknown	2	1977	0	Unknown
Flowering Plants	Cyperaceae	<i>Cyperus tenuispica</i>	Pink-root Sedge			0	Unknown	4	1983	0	Unknown
Flowering Plants	Cyperaceae	<i>Eleocharis pallens</i>	Pale Spike-Rush			0	Unknown	1	1994	0	Unknown
Flowering Plants	Cyperaceae	<i>Eleocharis triquetra</i>	Spike-Rush			0	Unknown	4	1994	0	Unknown
Flowering Plants	Cyperaceae	<i>Fimbristylis acuminata</i>	Fringe-Rush			0	Unknown	1	1947	0	Unknown
Flowering Plants	Cyperaceae	<i>Fimbristylis bisumbellata</i>	Fringe-Rush	DD		0	Unknown	2	1988	0	Unknown
Flowering Plants	Cyperaceae	<i>Fimbristylis caespitosa</i>	Fringe-Rush			0	Unknown	2	Unknown	0	Unknown
Flowering Plants	Cyperaceae	<i>Fimbristylis cardiocarpa</i>	Fringe-Rush			0	Unknown	2	1977	0	Unknown
Flowering Plants	Cyperaceae	<i>Fimbristylis corynocarya</i>	Fringe-Rush	DD		0	Unknown	2	2001	0	Unknown
Flowering Plants	Cyperaceae	<i>Fimbristylis costiglumis</i>	Fringe-Rush			0	Unknown	2	1983	0	Unknown
Flowering Plants	Cyperaceae	<i>Fimbristylis depauperata</i>	Fringe-Rush			0	Unknown	2	1971	0	Unknown
Flowering Plants	Cyperaceae	<i>Fimbristylis dichotoma</i>	Eight Day Grass			0	Unknown	2	1988	0	Unknown
Flowering Plants	Cyperaceae	<i>Fimbristylis ferruginea</i>	Fringe-Rush			0	Unknown	2	1987	0	Unknown
Flowering Plants	Cyperaceae	<i>Fimbristylis laxiglumis</i>	Fringe-Rush			0	Unknown	2	1947	0	Unknown
Flowering Plants	Cyperaceae	<i>Fimbristylis littoralis</i>	Fringe-Rush			0	Unknown	6	1988	0	Unknown
Flowering Plants	Cyperaceae	<i>Fimbristylis littoralis</i> var. <i>littoralis</i>	Fringe-Rush			0	Unknown	0	Unknown	0	Unknown
Flowering Plants	Cyperaceae	<i>Fimbristylis microcarya</i>	Fringe-Rush			0	Unknown	2	1991	0	Unknown
Flowering Plants	Cyperaceae	<i>Fimbristylis oxystachya</i>	lukarrara			0	Unknown	2	1987	0	Unknown
Flowering Plants	Cyperaceae	<i>Fimbristylis phaeoleuca</i>	Water Grass			0	Unknown	3	1988	0	Unknown
Flowering Plants	Cyperaceae	<i>Fimbristylis rupestris</i>	Fringe-Rush			0	Unknown	2	1977	0	Unknown
Flowering Plants	Cyperaceae	<i>Fimbristylis schultzei</i>	Fringe-Rush			0	Unknown	2	1977	0	Unknown
Flowering Plants	Cyperaceae	<i>Fimbristylis sphaerocephala</i>	Fringe-Rush			0	Unknown	4	1977	0	Unknown
Flowering Plants	Cyperaceae	<i>Fimbristylis squarrolosa</i>	Fringe-Rush			0	Unknown	0	Unknown	0	Unknown
Flowering Plants	Cyperaceae	<i>Fimbristylis trigastrocarya</i>	Fringe-Rush			0	Unknown	2	1977	0	Unknown
Flowering Plants	Cyperaceae	<i>Fimbristylis tristachya</i>	Fringe-Rush			0	Unknown	2	1977	0	Unknown
Flowering Plants	Cyperaceae	<i>Rhynchospora exserta</i>	Star Sedge			0	Unknown	2	1976	0	Unknown
Flowering Plants	Cyperaceae	<i>Rhynchospora longisetis</i>	Tick Grass			0	Unknown	0	Unknown	0	Unknown
Flowering Plants	Cyperaceae	<i>Rhynchospora subtenuifolia</i>	Star Sedge			0	Unknown	2	1987	0	Unknown
Flowering Plants	Cyperaceae	<i>Rhynchospora wightiana</i>	Star Sedge			0	Unknown	4	1991	0	Unknown
Flowering Plants	Cyperaceae	<i>Schoenoplectus laevis</i>	Club-Rush			0	Unknown	2	1988	0	Unknown
Flowering Plants	Cyperaceae	<i>Scleria brownii</i>	Sedge			0	Unknown	2	1987	0	Unknown
Flowering Plants	Cyperaceae	<i>Scleria novae-hollandiae</i>	Sedge			0	Unknown	0	Unknown	0	Unknown
Flowering Plants	Cyperaceae	<i>Scleria rugosa</i>	Mildrop Sedge			0	Unknown	2	1987	0	Unknown
Flowering Plants	Cyperaceae	<i>Scleria sphacelata</i>	Razor Grass			0	Unknown	0	Unknown	0	Unknown
Flowering Plants	Poaceae	<i>Acrachne racemosa</i>	Goose Grass	DD		0	Unknown	2	1991	0	Unknown
Flowering Plants	Poaceae	<i>Alloteropsis semialata</i>	Cockatoo Grass			0	Unknown	0	Unknown	0	Unknown
Flowering Plants	Poaceae	<i>Aristida calycina</i>	Dark Wiregrass			0	Unknown	4	2001	0	Unknown
Flowering Plants	Poaceae	<i>Aristida calycina</i> var. <i>calycina</i>	Dark Wiregrass			0	Unknown	0	Unknown	0	Unknown
Flowering Plants	Poaceae	<i>Aristida contorta</i>	Bunched Kerosene Grass			0	Unknown	0	Unknown	0	Unknown
Flowering Plants	Poaceae	<i>Aristida exserta</i>	Wire Grass			0	Unknown	2	1977	0	Unknown
Flowering Plants	Poaceae	<i>Aristida holathera</i>	Erect Kerosene Grass			0	Unknown	0	Unknown	0	Unknown



Group	Family Name	Scientific Name	Common Name	NT Status	National Status	#Observations	#Latest Observation Date	#Specimens	#Latest Speciman Date	#Surveys	#Latest Survey Record
Flowering Plants	Poaceae	<i>Aristida holathera</i> var. <i>holathera</i>	Erect Kerosene Grass			0	Unknown	4	1988	0	Unknown
Flowering Plants	Poaceae	<i>Aristida hygrometrica</i>	Northern Kerosene Grass			0	Unknown	3	1991	0	Unknown
Flowering Plants	Poaceae	<i>Aristida inaequiglumis</i>	Unequal Threeawn			0	Unknown	2	2008	0	Unknown
Flowering Plants	Poaceae	<i>Aristida ingrata</i>	Wire Grass			0	Unknown	2	1977	0	Unknown
Flowering Plants	Poaceae	<i>Aristida latifolia</i>	Feathertop Wiregrass			0	Unknown	4	1986	0	Unknown
Flowering Plants	Poaceae	<i>Aristida pernicioso</i>	Noxious Wiregrass	DD		0	Unknown	2	1977	0	Unknown
Flowering Plants	Poaceae	<i>Aristida pruinosa</i>	Gulf Feathertop Wiregrass			0	Unknown	2	1987	0	Unknown
Flowering Plants	Poaceae	<i>Aristida queenslandica</i> var. <i>queenslandica</i>	Wire Grass			0	Unknown	1	1987	0	Unknown
Flowering Plants	Poaceae	<i>Arundinella setosa</i>	Reed Grass			0	Unknown	1	1971	0	Unknown
Flowering Plants	Poaceae	<i>Astrebala lappacea</i>	Curly Mitchell Grass	DD		0	Unknown	2	1971	0	Unknown
Flowering Plants	Poaceae	<i>Astrebala squarrosa</i>	Bull Mitchell Grass			0	Unknown	0	Unknown	0	Unknown
Flowering Plants	Poaceae	<i>Bothriochloa bladhii</i>	Forest Bluegrass			0	Unknown	4	1986	0	Unknown
Flowering Plants	Poaceae	<i>Bothriochloa bladhii</i> subsp. <i>bladhii</i>	Forest Bluegrass			0	Unknown	2	1972	0	Unknown
Flowering Plants	Poaceae	<i>Brachyachne convergens</i>	Spider Grass			0	Unknown	2	1971	0	Unknown
Flowering Plants	Poaceae	<i>Brachyachne tenella</i>	Slender Native Couch			0	Unknown	4	1988	0	Unknown
Flowering Plants	Poaceae	<i>Chionachne cyathopoda</i>	River Grass			0	Unknown	2	1971	0	Unknown
Flowering Plants	Poaceae	<i>Chloris lobata</i>	Lobed Chloris			0	Unknown	4	1995	0	Unknown
Flowering Plants	Poaceae	<i>Chrysopogon fallax</i>	Golden-beard Grass			0	Unknown	5	1991	0	Unknown
Flowering Plants	Poaceae	<i>Chrysopogon pallidus</i>	Ribbon Grass			0	Unknown	0	Unknown	0	Unknown
Flowering Plants	Poaceae	<i>Cymbopogon bombycinus</i>	Silky Oilgrass			0	Unknown	4	1987	0	Unknown
Flowering Plants	Poaceae	<i>Cymbopogon procerus</i>	Scentgrass			0	Unknown	2	1971	0	Unknown
Flowering Plants	Poaceae	<i>Cymbopogon refractus</i>	Barbed-Wire Grass			0	Unknown	0	Unknown	0	Unknown
Flowering Plants	Poaceae	<i>Dichanthium fecundum</i>	Curly Bluegrass			0	Unknown	7	1988	0	Unknown
Flowering Plants	Poaceae	<i>Dichanthium sericeum</i>	Queensland Bluegrass			0	Unknown	0	Unknown	0	Unknown
Flowering Plants	Poaceae	<i>Dichanthium sericeum</i> subsp. <i>humilius</i>	Dwarf Bluegrass			0	Unknown	0	Unknown	0	Unknown
Flowering Plants	Poaceae	<i>Dichanthium sericeum</i> subsp. <i>polystachyum</i>	Tassel Bluegrass			0	Unknown	2	1971	0	Unknown
Flowering Plants	Poaceae	<i>Digitaria benthamiana</i>	Finger Grass	DD		0	Unknown	0	Unknown	0	Unknown
Flowering Plants	Poaceae	<i>Digitaria brownii</i>	Cotton Panic Grass			0	Unknown	5	2001	0	Unknown
Flowering Plants	Poaceae	<i>Digitaria cowiei</i>	Finger Grass			0	Unknown	3	1991	0	Unknown
Flowering Plants	Poaceae	<i>Digitaria ctenantha</i>	Comb Finger Grass			0	Unknown	4	1991	0	Unknown
Flowering Plants	Poaceae	<i>Digitaria gibbosa</i>	Finger Grass			0	Unknown	0	Unknown	0	Unknown
Flowering Plants	Poaceae	<i>Digitaria longiflora</i>	Finger Grass			0	Unknown	2	1977	0	Unknown
Flowering Plants	Poaceae	<i>Digitaria nematostachya</i>	Finger Grass			0	Unknown	4	2001	0	Unknown
Flowering Plants	Poaceae	<i>Digitaria papposa</i>	Finger Grass			0	Unknown	2	1977	0	Unknown
Flowering Plants	Poaceae	<i>Ectrosia agrostoides</i>	Haresfoot Grass			0	Unknown	0	Unknown	0	Unknown
Flowering Plants	Poaceae	<i>Ectrosia leporina</i>	Haresfoot Grass			0	Unknown	0	Unknown	0	Unknown
Flowering Plants	Poaceae	<i>Ectrosia scabrida</i>	Haresfoot Grass			0	Unknown	2	1971	0	Unknown
Flowering Plants	Poaceae	<i>Elytrophorus spicatus</i>	Spike-grass			0	Unknown	4	1993	0	Unknown
Flowering Plants	Poaceae	<i>Enneapogon lindleyanus</i>	Wiry Nine-awn			0	Unknown	2	1971	0	Unknown
Flowering Plants	Poaceae	<i>Enneapogon oblongus</i>	Rock Nine-awn			0	Unknown	0	Unknown	0	Unknown
Flowering Plants	Poaceae	<i>Enneapogon pallidus</i>	Conetop Nine-awn			0	Unknown	2	1972	0	Unknown
Flowering Plants	Poaceae	<i>Enneapogon polyphyllus</i>	Leafy Nine-awn			0	Unknown	8	1991	0	Unknown

Group	Family Name	Scientific Name	Common Name	NT Status	National Status	#Observations	#Latest Observation Date	#Specimens	#Latest Speciman Date	#Surveys	#Latest Survey Record
Flowering Plants	Poaceae	<i>Enneapogon purpurascens</i>	Purple Nineawn			0	Unknown	2	1972	0	Unknown
Flowering Plants	Poaceae	<i>Enteropogon minutus</i>	Windmill Grass	DD		0	Unknown	2	1987	0	Unknown
Flowering Plants	Poaceae	<i>Eragrostis confertiflora</i>	Spike Lovegrass			0	Unknown	2	1991	0	Unknown
Flowering Plants	Poaceae	<i>Eragrostis cumingii</i>	Cuming's Lovegrass			0	Unknown	10	1987	0	Unknown
Flowering Plants	Poaceae	<i>Eragrostis exigua</i>	Lovegrass			0	Unknown	4	1995	0	Unknown
Flowering Plants	Poaceae	<i>Eragrostis fallax</i>	Lovegrass			0	Unknown	6	1988	0	Unknown
Flowering Plants	Poaceae	<i>Eragrostis pubescens</i>	Giant Fairy Grass			0	Unknown	0	Unknown	0	Unknown
Flowering Plants	Poaceae	<i>Eragrostis schultzei</i>	Lovegrass			0	Unknown	2	1977	0	Unknown
Flowering Plants	Poaceae	<i>Eragrostis tenellula</i>	Delicate Lovegrass			0	Unknown	8	1988	0	Unknown
Flowering Plants	Poaceae	<i>Eriachne armitii</i>	Long-awn Wanderrie			0	Unknown	2	1971	0	Unknown
Flowering Plants	Poaceae	<i>Eriachne basalis</i>	Wanderrie Grass	DD		0	Unknown	1	1947	0	Unknown
Flowering Plants	Poaceae	<i>Eriachne ciliata</i>	Slender Wanderrie			0	Unknown	2	1987	0	Unknown
Flowering Plants	Poaceae	<i>Eriachne glauca</i>	Pan Wanderrie			0	Unknown	4	1991	0	Unknown
Flowering Plants	Poaceae	<i>Eriachne glauca var. glauca</i>	Wanderrie Grass			0	Unknown	2	1987	0	Unknown
Flowering Plants	Poaceae	<i>Eriachne nervosa</i>	Plains Wanderrie			0	Unknown	2	1977	0	Unknown
Flowering Plants	Poaceae	<i>Eriachne nodosa</i>	Wanderrie Grass			0	Unknown	0	Unknown	0	Unknown
Flowering Plants	Poaceae	<i>Eriachne obtusa</i>	Northern Wanderrie			0	Unknown	6	1988	0	Unknown
Flowering Plants	Poaceae	<i>Eriachne schultzeana</i>	Salt-and-Pepper Grass			0	Unknown	0	Unknown	0	Unknown
Flowering Plants	Poaceae	<i>Eriochloa pseudoacrotricha</i>	Early Spring Grass			0	Unknown	3	1995	0	Unknown
Flowering Plants	Poaceae	<i>Eulalia aurea</i>	Silky Browntop			0	Unknown	6	1988	0	Unknown
Flowering Plants	Poaceae	<i>Heterachne gulliveri</i>	Heterachne			0	Unknown	2	1987	0	Unknown
Flowering Plants	Poaceae	<i>Heteropogon contortus</i>	Black Speargrass			0	Unknown	0	Unknown	0	Unknown
Flowering Plants	Poaceae	<i>Iseilema macratherum</i>	Bull Flinders Grass			0	Unknown	4	1987	0	Unknown
Flowering Plants	Poaceae	<i>Iseilema vaginiflorum</i>	Red Flinders Grass			0	Unknown	2	1986	0	Unknown
Flowering Plants	Poaceae	<i>Leptochloa neesii</i>	Swamp Grass			0	Unknown	4	1972	0	Unknown
Flowering Plants	Poaceae	<i>Lepturus xerophilus</i>	Lepturus	DD		0	Unknown	1	2001	0	Unknown
Flowering Plants	Poaceae	<i>Mnesithea formosa</i>	Red Grass			0	Unknown	5	1991	0	Unknown
Flowering Plants	Poaceae	<i>Mnesithea rottboellioides</i>	Northern Canegrass			0	Unknown	2	1977	0	Unknown
Flowering Plants	Poaceae	<i>Oryza australiensis</i>	Australian Wild Rice			0	Unknown	6	2002	0	Unknown
Flowering Plants	Poaceae	<i>Panicum decompositum</i>	Australian Millet			0	Unknown	0	Unknown	0	Unknown
Flowering Plants	Poaceae	<i>Panicum effusum</i>	Hairy Panic			0	Unknown	2	1987	0	Unknown
Flowering Plants	Poaceae	<i>Panicum laevinode</i>	Pepper Grass			0	Unknown	2	2002	0	Unknown
Flowering Plants	Poaceae	<i>Panicum latzii</i>	Panic	DD		0	Unknown	1	1988	0	Unknown
Flowering Plants	Poaceae	<i>Panicum mindanaense</i>	Native Panic			0	Unknown	2	1987	0	Unknown
Flowering Plants	Poaceae	<i>Panicum trachyrhachis</i>	Whistle Grass			0	Unknown	2	1991	0	Unknown
Flowering Plants	Poaceae	<i>Panicum trichoides</i>	Jungle Grass			0	Unknown	4	2001	0	Unknown
Flowering Plants	Poaceae	<i>Paspalidium constrictum</i>	Knotty-butt Paspalidium			0	Unknown	2	1987	0	Unknown
Flowering Plants	Poaceae	<i>Paspalidium gracile</i>	Slender Panic	DD		0	Unknown	6	2001	0	Unknown
Flowering Plants	Poaceae	<i>Paspalidium rarum</i>	Bunch Paspalidium			0	Unknown	6	1988	0	Unknown
Flowering Plants	Poaceae	<i>Paspalidium retiglume</i>	Paspalidium			0	Unknown	2	1971	0	Unknown
Flowering Plants	Poaceae	<i>Perotis rara</i>	Comet Grass			0	Unknown	4	1991	0	Unknown
Flowering Plants	Poaceae	<i>Pseudopogonatherum contortum</i>	Black Top			0	Unknown	0	Unknown	0	Unknown
Flowering Plants	Poaceae	<i>Pseudoraphis spinescens</i>	Spiny Mudgrass			0	Unknown	8	1991	0	Unknown
Flowering Plants	Poaceae	<i>Schizachyrium fragile</i>	Fire Grass			0	Unknown	4	1991	0	Unknown
Flowering Plants	Poaceae	<i>Schizachyrium pseudeulalia</i>	Short-leaved Silk Grass			0	Unknown	0	Unknown	0	Unknown
Flowering Plants	Poaceae	<i>Sehima nervosum</i>	White Grass			0	Unknown	2	1987	0	Unknown

Group	Family Name	Scientific Name	Common Name	NT Status	National Status	#Observations	#Latest Observation Date	#Specimens	#Latest Speciman Date	#Surveys	#Latest Survey Record
Flowering Plants	Poaceae	<i>Setaria apiculata</i>	Pigeon Grass	DD		0	Unknown	0	Unknown	0	Unknown
Flowering Plants	Poaceae	<i>Setaria surgens</i>	Brown's Pigeon Grass			0	Unknown	2	1991	0	Unknown
Flowering Plants	Poaceae	<i>Sorghum matarakense</i>	Sorghum			0	Unknown	4	1991	0	Unknown
Flowering Plants	Poaceae	<i>Sorghum plumosum</i>	Plume Sorghum			0	Unknown	2	1979	0	Unknown
Flowering Plants	Poaceae	<i>Sorghum plumosum var. plumosum</i>	Plume Sorghum			0	Unknown	2	1988	0	Unknown
Flowering Plants	Poaceae	<i>Sorghum timorense</i>	Downs Sorghum			0	Unknown	2	1987	0	Unknown
Flowering Plants	Poaceae	<i>Sporobolus australasicus</i>	Australian Dropseed			0	Unknown	4	1988	0	Unknown
Flowering Plants	Poaceae	<i>Thaumastochloa pubescens</i>	Thaumastochloa			0	Unknown	2	1977	0	Unknown
Flowering Plants	Poaceae	<i>Themeda arguens</i>	Annual Kangaroo Grass			0	Unknown	2	1988	0	Unknown
Flowering Plants	Poaceae	<i>Themeda avenacea</i>	Oat Kangaroo Grass			0	Unknown	0	Unknown	0	Unknown
Flowering Plants	Poaceae	<i>Themeda triandra</i>	Kangaroo Grass			0	Unknown	2	1986	0	Unknown
Flowering Plants	Poaceae	<i>Triodia bitextura</i>	Curly Spinifex			0	Unknown	8	1988	0	Unknown
Flowering Plants	Poaceae	<i>Triodia latzii</i>	Spinifex			0	Unknown	4	1988	0	Unknown
Flowering Plants	Poaceae	<i>Triodia microstachya</i>	Spinifex			0	Unknown	2	1977	0	Unknown
Flowering Plants	Poaceae	<i>Triodia stenostachya</i>	Spinifex			0	Unknown	0	Unknown	0	Unknown
Flowering Plants	Poaceae	<i>Tripogon loliiformis</i>	Five-minute Grass			0	Unknown	2	1988	0	Unknown
Flowering Plants	Poaceae	<i>Urochloa holosericea</i>	Silkytop Armgrass			0	Unknown	0	Unknown	0	Unknown
Flowering Plants	Poaceae	<i>Urochloa pubigera</i>	Armgrass Millet			0	Unknown	3	1991	0	Unknown
Flowering Plants	Poaceae	<i>Whiteochloa airoides</i>	Creeping Panic			0	Unknown	4	1988	0	Unknown
Flowering Plants	Poaceae	<i>Whiteochloa capillipes</i>	Whiteochloa			0	Unknown	4	1991	0	Unknown
Flowering Plants	Poaceae	<i>Yakirra australiensis</i>	Desert Flinders Grass			0	Unknown	2	1971	0	Unknown
Flowering Plants	Poaceae	<i>Yakirra majuscula</i>	Yakirra			0	Unknown	0	Unknown	0	Unknown
Flowering Plants	Poaceae	<i>Yakirra muelleri</i>	Yakirra			0	Unknown	2	1971	0	Unknown
Flowering Plants	Poaceae	<i>Yakirra nulla</i>	Yakirra			0	Unknown	0	Unknown	0	Unknown
Flowering Plants	Poaceae	<i>Yakirra pauciflora</i>	Yakirra			0	Unknown	4	1991	0	Unknown
Flowering Plants	Commelinaceae	<i>Commelina agrostophylla</i>	Commelina			0	Unknown	2	1979	0	Unknown
Flowering Plants	Commelinaceae	<i>Commelina ensifolia</i>	Wandering Jew			0	Unknown	2	1959	0	Unknown
Flowering Plants	Commelinaceae	<i>Cyanotis axillaris</i>	Commelina			0	Unknown	2	1994	0	Unknown
Flowering Plants	Commelinaceae	<i>Murdannia graminea</i>	Pink Swamp Lily			0	Unknown	5	1989	0	Unknown
Flowering Plants	Commelinaceae	<i>Murdannia vaginata</i>	Day Flower			0	Unknown	0	Unknown	0	Unknown
Flowering Plants	Pontederiaceae	<i>Monochoria cyanea</i>	Monochoria			0	Unknown	2	1979	0	Unknown
Flowering Plants	Haemodoraceae	<i>Haemodorum coccineum</i>	Scarlet-flowered Bloodroot			0	Unknown	2	1988	0	Unknown
Flowering Plants	Menispermaceae	<i>Tinospora smilacina</i>	Snake Vine			0	Unknown	1	1988	0	Unknown
Flowering Plants	Proteaceae	<i>Grevillea dryandri</i>	Dryander's Grevillea			0	Unknown	2	1988	0	Unknown
Flowering Plants	Proteaceae	<i>Grevillea heliosperma</i>	Rock Grevillea			0	Unknown	2	1971	0	Unknown
Flowering Plants	Proteaceae	<i>Grevillea parallela</i>	Silver Grevillea			0	Unknown	2	1987	0	Unknown
Flowering Plants	Proteaceae	<i>Grevillea pteridifolia</i>	Fern-leaved Grevillea			0	Unknown	2	1988	0	Unknown
Flowering Plants	Proteaceae	<i>Grevillea refracta</i>	Silver-leaved Grevillea			0	Unknown	0	Unknown	0	Unknown
Flowering Plants	Proteaceae	<i>Grevillea refracta subsp. refracta</i>	Silver-leaved Grevillea			0	Unknown	2	1971	0	Unknown
Flowering Plants	Proteaceae	<i>Grevillea striata</i>	Western Beefwood			0	Unknown	0	Unknown	0	Unknown
Flowering Plants	Proteaceae	<i>Hakea arborescens</i>	Yellow Hakea			0	Unknown	2	1977	0	Unknown
Flowering Plants	Proteaceae	<i>Hakea chordophylla</i>	Northern Corkwood			0	Unknown	0	Unknown	0	Unknown
Flowering Plants	Proteaceae	<i>Hakea lorea subsp. borealis</i>	Northern Long-leaf Corkwood			0	Unknown	2	1947	0	Unknown
Flowering Plants	Proteaceae	<i>Persoonia falcata</i>	Milky Plum			0	Unknown	0	Unknown	0	Unknown

Group	Family Name	Scientific Name	Common Name	NT Status	National Status	#Observations	#Latest Observation Date	#Specimens	#Latest Speciman Date	#Surveys	#Latest Survey Record
Flowering Plants	Proteaceae	<i>Stenocarpus acacioides</i>	Stenocarpus			0	Unknown	2	1986	0	Unknown
Flowering Plants	Dilleniaceae	<i>Hibbertia lepidota</i>	Scaly Guinea Flower			0	Unknown	0	Unknown	0	Unknown
Flowering Plants	Droseraceae	<i>Drosera indica</i>	Narrow-leaved Sundew			0	Unknown	2	2001	0	Unknown
Flowering Plants	Caryophyllaceae	<i>Polycarpaea breviflora</i>	Polycarpaea			0	Unknown	2	1991	0	Unknown
Flowering Plants	Caryophyllaceae	<i>Polycarpaea corymbosa</i>	Polycarpaea			0	Unknown	0	Unknown	0	Unknown
Flowering Plants	Caryophyllaceae	<i>Polycarpaea involucrata</i>	Polycarpaea			0	Unknown	3	1987	0	Unknown
Flowering Plants	Caryophyllaceae	<i>Polycarpaea spirostylis</i>	Copper Plant			0	Unknown	2	1971	0	Unknown
Flowering Plants	Amaranthaceae	<i>Achyranthes aspera</i>	Prickly Chaff Flower			0	Unknown	5	1986	0	Unknown
Flowering Plants	Amaranthaceae	<i>Alternanthera denticulata</i> <i>var. denticulata</i>	Lesser Joyweed			0	Unknown	2	1991	0	Unknown
Flowering Plants	Amaranthaceae	<i>Alternanthera nana</i>	Hairy Joyweed			0	Unknown	4	1988	0	Unknown
Flowering Plants	Amaranthaceae	<i>Alternanthera nodiflora</i>	Common Joyweed			0	Unknown	2	1986	0	Unknown
Flowering Plants	Amaranthaceae	<i>Amaranthus interruptus</i>	Native Amaranth			0	Unknown	2	1977	0	Unknown
Flowering Plants	Amaranthaceae	<i>Amaranthus pallidiflorus</i>	Pale-flowered Amaranth			0	Unknown	2	1977	0	Unknown
Flowering Plants	Amaranthaceae	<i>Gomphrena breviflora</i>	Gomphrena			0	Unknown	0	Unknown	0	Unknown
Flowering Plants	Amaranthaceae	<i>Gomphrena canescens</i>	Batchelor's Buttons			0	Unknown	0	Unknown	0	Unknown
Flowering Plants	Amaranthaceae	<i>Gomphrena canescens</i> <i>subsp. canescens</i>	Batchelor's Buttons			0	Unknown	2	1987	0	Unknown
Flowering Plants	Amaranthaceae	<i>Gomphrena flaccida</i>	Gomphrena Weed			0	Unknown	6	1995	0	Unknown
Flowering Plants	Amaranthaceae	<i>Gomphrena lanata</i>	Gomphrena			0	Unknown	7	1986	0	Unknown
Flowering Plants	Amaranthaceae	<i>Ptilotus exaltatus</i>	Pink Mulla Mulla			0	Unknown	6	2008	0	Unknown
Flowering Plants	Amaranthaceae	<i>Ptilotus fusiformis</i>	Skeleton plant			0	Unknown	6	1988	0	Unknown
Flowering Plants	Amaranthaceae	<i>Ptilotus polystachyus</i>	Long Pussy-tails			0	Unknown	4	2008	0	Unknown
Flowering Plants	Amaranthaceae	<i>Ptilotus spicatus</i>	Mulla Mulla			0	Unknown	2	1986	0	Unknown
Flowering Plants	Amaranthaceae	<i>Salsola australis</i>	Rolypoly			0	Unknown	2	1979	0	Unknown
Flowering Plants	Molluginaceae	<i>Glinus lotoides</i>	Hairy Carpet-weed			0	Unknown	2	1959	0	Unknown
Flowering Plants	Molluginaceae	<i>Glinus oppositifolius</i>	Slender Carpet-weed			0	Unknown	2	1977	0	Unknown
Flowering Plants	Portulacaceae	<i>Calandrinia quadrivalvis</i>	Parakeelya			0	Unknown	0	Unknown	0	Unknown
Flowering Plants	Portulacaceae	<i>Calandrinia uniflora</i>	Parakeelya			0	Unknown	2	1988	0	Unknown
Flowering Plants	Portulacaceae	<i>Portulaca bicolor</i>	Heart Plant			0	Unknown	0	Unknown	0	Unknown
Flowering Plants	Portulacaceae	<i>Portulaca sp. Elliott</i>	Pigweed			0	Unknown	2	1986	0	Unknown
Flowering Plants	Nyctaginaceae	<i>Boerhavia coccinea</i>	Scarlet Tar Vine			0	Unknown	6	1988	0	Unknown
Flowering Plants	Nyctaginaceae	<i>Boerhavia dominii</i>	Tar Vine			0	Unknown	4	1986	0	Unknown
Flowering Plants	Opiliaceae	<i>Opilia amentacea</i>	Opilia			0	Unknown	2	1977	0	Unknown
Flowering Plants	Santalaceae	<i>Santalum lanceolatum</i>	Plumbush			0	Unknown	8	1988	0	Unknown
Flowering Plants	Loranthaceae	<i>Amyema bifurcata</i>	Twin-fork Mistletoe			0	Unknown	0	Unknown	0	Unknown
Flowering Plants	Loranthaceae	<i>Amyema maidenii</i> subsp. <i>maidenii</i>	Pale-leaf Mistletoe			0	Unknown	2	1979	0	Unknown
Flowering Plants	Loranthaceae	<i>Amyema miquelii</i>	Box Mistletoe			0	Unknown	2	1947	0	Unknown
Flowering Plants	Loranthaceae	<i>Amyema sanguinea</i>	Blood Mistletoe			0	Unknown	2	1986	0	Unknown
Flowering Plants	Loranthaceae	<i>Amyema villiflora</i>	Mistletoe			0	Unknown	2	1987	0	Unknown
Flowering Plants	Loranthaceae	<i>Dendrophthoe glabrescens</i>	Orange-Flowered Mistletoe			0	Unknown	4	1979	0	Unknown
Flowering Plants	Loranthaceae	<i>Diplatia grandibractea</i>	Royal Mistletoe			0	Unknown	2	1979	0	Unknown
Flowering Plants	Loranthaceae	<i>Lysiana spathulata</i> subsp. <i>spathulata</i>	Flat-leaved Mistletoe			0	Unknown	2	1959	0	Unknown
Flowering Plants	Haloragaceae	<i>Myriophyllum filiforme</i>	Water Milfoil			0	Unknown	2	1991	0	Unknown
Flowering Plants	Vitaceae	<i>Cayratia trifolia</i>	Native Grape			0	Unknown	2	1988	0	Unknown

Group	Family Name	Scientific Name	Common Name	NT Status	National Status	#Observations	#Latest Observation Date	#Specimens	#Latest Speciman Date	#Surveys	#Latest Survey Record
Flowering Plants	Combretaceae	<i>Macropteranthes kekwickii</i>	Bullwaddy			0	Unknown	19	2001	0	Unknown
Flowering Plants	Combretaceae	<i>Terminalia bursarina</i>	Bendee			0	Unknown	8	1987	0	Unknown
Flowering Plants	Combretaceae	<i>Terminalia canescens</i>	Winged Nut Tree			0	Unknown	14	2008	0	Unknown
Flowering Plants	Combretaceae	<i>Terminalia platyphylla</i>	Red Plum			0	Unknown	5	1987	0	Unknown
Flowering Plants	Combretaceae	<i>Terminalia pterocarya</i>	Wing-fruited Terminalia			0	Unknown	0	Unknown	0	Unknown
Flowering Plants	Combretaceae	<i>Terminalia volucris</i>	Rosewood			0	Unknown	4	1991	0	Unknown
Flowering Plants	Lythraceae	<i>Ammannia multiflora</i>	Jerry-Jerry			0	Unknown	4	1986	0	Unknown
Flowering Plants	Lythraceae	<i>Nesaea muelleri</i>	Neasea			0	Unknown	4	1994	0	Unknown
Flowering Plants	Lythraceae	<i>Rotala diandra</i>	Rotala			0	Unknown	2	1991	0	Unknown
Flowering Plants	Lythraceae	<i>Rotala mexicana</i>	Rotala			0	Unknown	4	1994	0	Unknown
Flowering Plants	Onagraceae	<i>Ludwigia octovalvis</i>	Willow Primrose			0	Unknown	2	1988	0	Unknown
Flowering Plants	Onagraceae	<i>Ludwigia perennis</i>	Ludwigia			0	Unknown	2	1971	0	Unknown
Flowering Plants	Myrtaceae	<i>Calytrix exstipulata</i>	Turkey Bush			0	Unknown	10	1988	0	Unknown
Flowering Plants	Myrtaceae	<i>Corymbia bella</i>	Ghost Gum			0	Unknown	0	Unknown	0	Unknown
Flowering Plants	Myrtaceae	<i>Corymbia confertiflora</i>	Roughleaf Cabbage Gum			0	Unknown	4	1988	0	Unknown
Flowering Plants	Myrtaceae	<i>Corymbia dichromophloia</i>	Variable-barked Bloodwood			0	Unknown	0	Unknown	0	Unknown
Flowering Plants	Myrtaceae	<i>Corymbia drysdalensis</i>	Bloodwood			0	Unknown	5	1993	0	Unknown
Flowering Plants	Myrtaceae	<i>Corymbia ferruginea</i>	Rusty Bloodwood			0	Unknown	3	1986	0	Unknown
Flowering Plants	Myrtaceae	<i>Corymbia ferruginea subsp. ferruginea</i>	Rusty Bloodwood			0	Unknown	2	1987	0	Unknown
Flowering Plants	Myrtaceae	<i>Corymbia flavescens</i>	Cabbage Gum			0	Unknown	0	Unknown	0	Unknown
Flowering Plants	Myrtaceae	<i>Corymbia grandifolia</i>	Large-leaved Cabbage Gum			0	Unknown	0	Unknown	0	Unknown
Flowering Plants	Myrtaceae	<i>Corymbia grandifolia subsp. grandifolia</i>	Large-leaved Cabbage Gum			0	Unknown	2	1988	0	Unknown
Flowering Plants	Myrtaceae	<i>Corymbia polycarpa</i>	Long-fruited Bloodwood			0	Unknown	5	1988	0	Unknown
Flowering Plants	Myrtaceae	<i>Corymbia ptychocarpa</i>	Swamp Bloodwood			0	Unknown	0	Unknown	0	Unknown
Flowering Plants	Myrtaceae	<i>Corymbia ptychocarpa subsp. ptychocarpa</i>	Swamp Bloodwood			0	Unknown	2	1986	0	Unknown
Flowering Plants	Myrtaceae	<i>Corymbia terminalis</i>	Northern Bloodwood			0	Unknown	0	Unknown	0	Unknown
Flowering Plants	Myrtaceae	<i>Eucalyptus brevifolia</i>	Snappy Gum			0	Unknown	0	Unknown	0	Unknown
Flowering Plants	Myrtaceae	<i>Eucalyptus camaldulensis subsp. obtusa</i>	Northern River Red Gum			0	Unknown	10	1991	0	Unknown
Flowering Plants	Myrtaceae	<i>Eucalyptus chlorophylla</i>	Green-leaf Box			0	Unknown	11	2001	0	Unknown
Flowering Plants	Myrtaceae	<i>Eucalyptus chlorophylla subsp. chlorophylla</i>	Greenleaf Box			0	Unknown	0	Unknown	0	Unknown
Flowering Plants	Myrtaceae	<i>Eucalyptus cyanoclada</i>	Box			0	Unknown	4	2001	0	Unknown
Flowering Plants	Myrtaceae	<i>Eucalyptus distans</i>	Katherine Box			0	Unknown	2	1987	0	Unknown
Flowering Plants	Myrtaceae	<i>Eucalyptus leucophloia</i>	Snappy Gum			0	Unknown	4	1988	0	Unknown
Flowering Plants	Myrtaceae	<i>Eucalyptus leucophloia subsp. euroa</i>	Snappy Gum			0	Unknown	2	1988	0	Unknown
Flowering Plants	Myrtaceae	<i>Eucalyptus microtheca</i>	Western Coolibah			0	Unknown	2	1987	0	Unknown
Flowering Plants	Myrtaceae	<i>Eucalyptus miniata</i>	Darwin Woollybutt			0	Unknown	2	1971	0	Unknown
Flowering Plants	Myrtaceae	<i>Eucalyptus patellaris</i>	Weeping Box			0	Unknown	0	Unknown	0	Unknown
Flowering Plants	Myrtaceae	<i>Eucalyptus pruinosa</i>	Silver-leaf Box			0	Unknown	0	Unknown	0	Unknown
Flowering Plants	Myrtaceae	<i>Eucalyptus pruinosa subsp. pruinosa</i>	Silver-leaf Box			0	Unknown	3	1988	0	Unknown

Group	Family Name	Scientific Name	Common Name	NT Status	National Status	#Observations	#Latest Observation Date	#Specimens	#Latest Speciman Date	#Surveys	#Latest Survey Record
Flowering Plants	Myrtaceae	<i>Eucalyptus pruinosa subsp. tenuata</i>	Silver-leaf Box			0	Unknown	4	1988	0	Unknown
Flowering Plants	Myrtaceae	<i>Eucalyptus tectifica</i>	McArthur River Box			0	Unknown	0	Unknown	0	Unknown
Flowering Plants	Myrtaceae	<i>Eucalyptus tetradonta</i>	Darwin Stringybark			0	Unknown	2	1988	0	Unknown
Flowering Plants	Myrtaceae	<i>Lithomyrtus hypoleuca</i>	Lithomyrtus			0	Unknown	2	1977	0	Unknown
Flowering Plants	Myrtaceae	<i>Lophostemon grandiflorus</i>	Northern Swamp Box			0	Unknown	0	Unknown	0	Unknown
Flowering Plants	Myrtaceae	<i>Melaleuca acacioides</i>	Coastal Paperbark			0	Unknown	2	1988	0	Unknown
Flowering Plants	Myrtaceae	<i>Melaleuca argentea</i>	Silver-leaved Paperbark			0	Unknown	2	1988	0	Unknown
Flowering Plants	Myrtaceae	<i>Melaleuca citrolens</i>	Lemon-scented Paperbark			0	Unknown	9	1988	0	Unknown
Flowering Plants	Myrtaceae	<i>Melaleuca leucadendra</i>	Weeping Paperbark			0	Unknown	2	1988	0	Unknown
Flowering Plants	Myrtaceae	<i>Melaleuca nervosa</i>	Yellow-barked Paperbark			0	Unknown	2	1988	0	Unknown
Flowering Plants	Myrtaceae	<i>Melaleuca viridiflora</i>	Broad-leaved Paperbark			0	Unknown	4	1988	0	Unknown
Flowering Plants	Zygophyllaceae	<i>Tribulopsis angustifolia</i>	Tribulopsis			0	Unknown	0	Unknown	0	Unknown
Flowering Plants	Celastraceae	<i>Denhamia cunninghamii</i>	Yellowberry Bush			0	Unknown	8	1988	0	Unknown
Flowering Plants	Celastraceae	<i>Denhamia obscura</i>	Orange Root			0	Unknown	2	1988	0	Unknown
Flowering Plants	Celastraceae	<i>Stackhousia intermedia</i>	Wiry Stackhousia			0	Unknown	2	1977	0	Unknown
Flowering Plants	Violaceae	<i>Hybanthus aurantiacus</i>	Orange Spade Flower			0	Unknown	0	Unknown	0	Unknown
Flowering Plants	Violaceae	<i>Hybanthus enneaspermus</i>	Blue Spade Flower			0	Unknown	7	1986	0	Unknown
Flowering Plants	Violaceae	<i>Hybanthus enneaspermus subsp. enneaspermus</i>	Blue Spade Flower			0	Unknown	0	Unknown	0	Unknown
Flowering Plants	Euphorbiaceae	<i>Euphorbia biconvexa</i>	Euphorbia			0	Unknown	10	1988	0	Unknown
Flowering Plants	Euphorbiaceae	<i>Euphorbia bifida</i>	Euphorbia			0	Unknown	4	1988	0	Unknown
Flowering Plants	Euphorbiaceae	<i>Euphorbia mitchelliana</i>	Native Gypsophila			0	Unknown	4	1986	0	Unknown
Flowering Plants	Euphorbiaceae	<i>Euphorbia schultzei</i> var. <i>comans</i>	Euphorbia			0	Unknown	6	1989	0	Unknown
Flowering Plants	Euphorbiaceae	<i>Euphorbia schultzei</i> var. <i>schultzei</i>	Euphorbia			0	Unknown	6	1988	0	Unknown
Flowering Plants	Phyllanthaceae	<i>Antidesma ghesaembilla</i>	Black Currant Bush			0	Unknown	2	1986	0	Unknown
Flowering Plants	Phyllanthaceae	<i>Antidesma parvifolium</i>	Currant Bush			0	Unknown	0	Unknown	0	Unknown
Flowering Plants	Phyllanthaceae	<i>Breynia cernua</i>	Breynia			0	Unknown	4	1988	0	Unknown
Flowering Plants	Phyllanthaceae	<i>Flueggea virosa</i>	White Currant			0	Unknown	8	1988	0	Unknown
Flowering Plants	Phyllanthaceae	<i>Flueggea virosa subsp. melanthesoides</i>	White Currant			0	Unknown	0	Unknown	0	Unknown
Flowering Plants	Phyllanthaceae	<i>Margaritaria dubium-traceyi</i>	Tracey's Puzzle			0	Unknown	0	Unknown	0	Unknown
Flowering Plants	Phyllanthaceae	<i>Phyllanthus carpentariae</i>	Phyllanthus			0	Unknown	0	Unknown	0	Unknown
Flowering Plants	Phyllanthaceae	<i>Phyllanthus exilis</i>	Phyllanthus			0	Unknown	15	1995	0	Unknown
Flowering Plants	Phyllanthaceae	<i>Phyllanthus fuernrohrii</i>	Sand Spurge			0	Unknown	2	1988	0	Unknown
Flowering Plants	Phyllanthaceae	<i>Phyllanthus hebecarpus</i>	Phyllanthus			0	Unknown	3	1987	0	Unknown
Flowering Plants	Phyllanthaceae	<i>Phyllanthus indigoferoides</i>	Phyllanthus			0	Unknown	1	1971	0	Unknown
Flowering Plants	Phyllanthaceae	<i>Phyllanthus maderaspatensis</i>	Phyllanthus			0	Unknown	2	1988	0	Unknown
Flowering Plants	Phyllanthaceae	<i>Phyllanthus minutiflorus</i>	Phyllanthus			0	Unknown	2	1989	0	Unknown
Flowering Plants	Phyllanthaceae	<i>Phyllanthus virgatus</i>	Seed-under-leaf			0	Unknown	0	Unknown	0	Unknown
Flowering Plants	Phyllanthaceae	<i>Poranthera microphylla</i>	Small Poranthera			0	Unknown	4	1977	0	Unknown
Flowering Plants	Phyllanthaceae	<i>Sauropus rhytidospermus</i>	Sauropus			0	Unknown	0	Unknown	0	Unknown
Flowering Plants	Picrodendraceae	<i>Petalostigma banksii</i>	Quinine Bush			0	Unknown	4	1987	0	Unknown
Flowering Plants	Picrodendraceae	<i>Petalostigma pubescens</i>	Quinine Tree			0	Unknown	10	1988	0	Unknown

Group	Family Name	Scientific Name	Common Name	NT Status	National Status	#Observations	#Latest Observation Date	#Specimens	#Latest Speciman Date	#Surveys	#Latest Survey Record
Flowering Plants	Erythroxylaceae	<i>Erythroxylum ellipticum</i>	Kerosene Wood			0	Unknown	2	1988	0	Unknown
Flowering Plants	Fabaceae	<i>Abrus precatorius</i>	Crab`s Eye			0	Unknown	3	1988	0	Unknown
Flowering Plants	Fabaceae	<i>Abrus precatorius subsp. precatorius</i>	Crab`s Eye			0	Unknown	0	Unknown	0	Unknown
Flowering Plants	Fabaceae	<i>Acacia alleniana</i>	Needle-leaved Wattle			0	Unknown	3	1986	0	Unknown
Flowering Plants	Fabaceae	<i>Acacia ancistrocarpa</i>	Fitzroy Wattle			0	Unknown	0	Unknown	0	Unknown
Flowering Plants	Fabaceae	<i>Acacia calligera</i>	Wattle			0	Unknown	39	1993	0	Unknown
Flowering Plants	Fabaceae	<i>Acacia conspersa</i>	Wattle			0	Unknown	2	1971	0	Unknown
Flowering Plants	Fabaceae	<i>Acacia difficilis</i>	River Wattle			0	Unknown	4	1987	0	Unknown
Flowering Plants	Fabaceae	<i>Acacia dimidiata</i>	Swamp Wattle			0	Unknown	0	Unknown	0	Unknown
Flowering Plants	Fabaceae	<i>Acacia drepanocarpa subsp. latifolia</i>	Wattle			0	Unknown	2	1977	0	Unknown
Flowering Plants	Fabaceae	<i>Acacia galioides</i>	Wattle			0	Unknown	28	1986	0	Unknown
Flowering Plants	Fabaceae	<i>Acacia gonoclada</i>	Wattle			0	Unknown	8	1992	0	Unknown
Flowering Plants	Fabaceae	<i>Acacia hammondii</i>	Wattle			0	Unknown	11	1991	0	Unknown
Flowering Plants	Fabaceae	<i>Acacia hemignosta</i>	Club-leaf Wattle			0	Unknown	0	Unknown	0	Unknown
Flowering Plants	Fabaceae	<i>Acacia holosericea</i>	Candelabra Wattle			0	Unknown	4	1991	0	Unknown
Flowering Plants	Fabaceae	<i>Acacia humifusa</i>	Cape York Wattle			0	Unknown	2	1977	0	Unknown
Flowering Plants	Fabaceae	<i>Acacia latescens</i>	Ball Wattle			0	Unknown	4	1977	0	Unknown
Flowering Plants	Fabaceae	<i>Acacia limbata</i>	Wattle			0	Unknown	0	Unknown	0	Unknown
Flowering Plants	Fabaceae	<i>Acacia lycopodiifolia</i>	Cypress Wattle			0	Unknown	0	Unknown	0	Unknown
Flowering Plants	Fabaceae	<i>Acacia lysiphloia</i>	Turpentine Bush			0	Unknown	2	1987	0	Unknown
Flowering Plants	Fabaceae	<i>Acacia megalantha</i>	Wattle			0	Unknown	0	Unknown	0	Unknown
Flowering Plants	Fabaceae	<i>Acacia monticola</i>	Hill Turpentine			0	Unknown	0	Unknown	0	Unknown
Flowering Plants	Fabaceae	<i>Acacia oncinocarpa</i>	Wattle			0	Unknown	0	Unknown	0	Unknown
Flowering Plants	Fabaceae	<i>Acacia platycarpa</i>	Ghost Wattle			0	Unknown	0	Unknown	0	Unknown
Flowering Plants	Fabaceae	<i>Acacia plectocarpa</i>	Wattle			0	Unknown	0	Unknown	0	Unknown
Flowering Plants	Fabaceae	<i>Acacia plectocarpa subsp. tanumbirinensis</i>	Wattle			0	Unknown	4	1988	0	Unknown
Flowering Plants	Fabaceae	<i>Acacia shirleyi</i>	Lancewood			0	Unknown	5	1991	0	Unknown
Flowering Plants	Fabaceae	<i>Acacia sublanata</i>	Spiny Wattle			0	Unknown	0	Unknown	0	Unknown
Flowering Plants	Fabaceae	<i>Acacia subternata</i>	Wattle			0	Unknown	6	1986	0	Unknown
Flowering Plants	Fabaceae	<i>Acacia umbellata</i>	Wattle			0	Unknown	0	Unknown	0	Unknown
Flowering Plants	Fabaceae	<i>Acacia wickhamii</i>	Wickham`s Wattle			0	Unknown	0	Unknown	0	Unknown
Flowering Plants	Fabaceae	<i>Acacia wickhamii subsp. wickhamii</i>	Wattle			0	Unknown	0	Unknown	0	Unknown
Flowering Plants	Fabaceae	<i>Aeschynomene indica</i>	Budda Pea			0	Unknown	2	1959	0	Unknown
Flowering Plants	Fabaceae	<i>Bauhinia cunninghamii</i>	Butterfly Tree			0	Unknown	4	1987	0	Unknown
Flowering Plants	Fabaceae	<i>Bossiaea bossiaecoides</i>	Holly-leaved Pea-flower			0	Unknown	0	Unknown	0	Unknown
Flowering Plants	Fabaceae	<i>Cajanus pubescens</i>	Pigeon-pea			0	Unknown	8	1986	0	Unknown
Flowering Plants	Fabaceae	<i>Chamaecrista absus var. absus</i>	Hairy Cassia			0	Unknown	12	1995	0	Unknown
Flowering Plants	Fabaceae	<i>Chamaecrista mimosoides</i>	Five-leaved Cassia			0	Unknown	2	1986	0	Unknown
Flowering Plants	Fabaceae	<i>Chamaecrista nomame</i>	Cassia			0	Unknown	0	Unknown	0	Unknown
Flowering Plants	Fabaceae	<i>Chamaecrista nomame var. nomame</i>	Cassia			0	Unknown	2	1991	0	Unknown
Flowering Plants	Fabaceae	<i>Chamaecrista symonii</i>	Dwarf Cassia			0	Unknown	6	1985	0	Unknown

Group	Family Name	Scientific Name	Common Name	NT Status	National Status	#Observations	#Latest Observation Date	#Specimens	#Latest Speciman Date	#Surveys	#Latest Survey Record
Flowering Plants	Fabaceae	<i>Crotalaria brevis</i>	Rattlepod			0	Unknown	0	Unknown	0	Unknown
Flowering Plants	Fabaceae	<i>Crotalaria medicaginea</i>	Trefoil Rattlepod			0	Unknown	0	Unknown	0	Unknown
Flowering Plants	Fabaceae	<i>Crotalaria medicaginea</i> var. <i>neglecta</i>	Trefoil Rattlepod			0	Unknown	2	1986	0	Unknown
Flowering Plants	Fabaceae	<i>Crotalaria montana</i>	Rattlepod			0	Unknown	0	Unknown	0	Unknown
Flowering Plants	Fabaceae	<i>Crotalaria montana</i> var. <i>angustifolia</i>	Rattlepod			0	Unknown	2	1988	0	Unknown
Flowering Plants	Fabaceae	<i>Crotalaria novae-hollandiae</i>	New Holland Rattlepod			0	Unknown	0	Unknown	0	Unknown
Flowering Plants	Fabaceae	<i>Crotalaria ramosissima</i>	Rattlepod			0	Unknown	1	1988	0	Unknown
Flowering Plants	Fabaceae	<i>Cullen cinereum</i>	Annual Verbine			0	Unknown	2	1947	0	Unknown
Flowering Plants	Fabaceae	<i>Cullen plumosum</i>	Scurf-pea			0	Unknown	6	1987	0	Unknown
Flowering Plants	Fabaceae	<i>Desmodium brachypodum</i>	Large Tick-trefoil			0	Unknown	4	1989	0	Unknown
Flowering Plants	Fabaceae	<i>Desmodium campylocaulon</i>	Creeping Tick-trefoil			0	Unknown	4	2001	0	Unknown
Flowering Plants	Fabaceae	<i>Desmodium muelleri</i>	Tick-trefoil			0	Unknown	8	1994	0	Unknown
Flowering Plants	Fabaceae	<i>Dichrostachys spicata</i>	Single Thorn Prickly Bush			0	Unknown	2	1986	0	Unknown
Flowering Plants	Fabaceae	<i>Erythrina vespertilio</i> subsp. <i>vespertilio</i>	Bat Wing Coral Tree			0	Unknown	2	1987	0	Unknown
Flowering Plants	Fabaceae	<i>Erythrophleum chlorostachys</i>	Northern Ironwood			0	Unknown	2	1987	0	Unknown
Flowering Plants	Fabaceae	<i>Flemingia pauciflora</i>	Flemingia			0	Unknown	0	Unknown	0	Unknown
Flowering Plants	Fabaceae	<i>Galactia muelleri</i>	Mueller's Pea			0	Unknown	2	1988	0	Unknown
Flowering Plants	Fabaceae	<i>Galactia tenuiflora</i>	Poison Pea			0	Unknown	2	1987	0	Unknown
Flowering Plants	Fabaceae	<i>Glycine tomentella</i>	Rusty Glycine			0	Unknown	4	2001	0	Unknown
Flowering Plants	Fabaceae	<i>Indigofera colutea</i>	Sticky Indigo			0	Unknown	2	1986	0	Unknown
Flowering Plants	Fabaceae	<i>Indigofera haplophylla</i>	Indigo			0	Unknown	6	1988	0	Unknown
Flowering Plants	Fabaceae	<i>Indigofera linifolia</i>	Native Indigo			0	Unknown	4	1988	0	Unknown
Flowering Plants	Fabaceae	<i>Indigofera linnaei</i>	Birdsville Indigo			0	Unknown	6	1988	0	Unknown
Flowering Plants	Fabaceae	<i>Indigofera trita</i>	Indigo			0	Unknown	6	1988	0	Unknown
Flowering Plants	Fabaceae	<i>Jacksonia dilatata</i>	Cladode Pea			0	Unknown	4	1977	0	Unknown
Flowering Plants	Fabaceae	<i>Jacksonia odontoclada</i>	Jacksonia			0	Unknown	2	1971	0	Unknown
Flowering Plants	Fabaceae	<i>Mirbelia viminalis</i>	Yellow Broom			0	Unknown	2	1977	0	Unknown
Flowering Plants	Fabaceae	<i>Neptunia dimorphantha</i>	Sensitive Plant			0	Unknown	0	Unknown	0	Unknown
Flowering Plants	Fabaceae	<i>Neptunia gracilis</i>	Native Sensitive Plant			0	Unknown	0	Unknown	0	Unknown
Flowering Plants	Fabaceae	<i>Neptunia monosperma</i>	One-seeded Sensitive Plant			0	Unknown	0	Unknown	0	Unknown
Flowering Plants	Fabaceae	<i>Rhynchosia minima</i>	Native Pea			0	Unknown	6	1988	0	Unknown
Flowering Plants	Fabaceae	<i>Senna costata</i>	Cassia			0	Unknown	4	1991	0	Unknown
Flowering Plants	Fabaceae	<i>Senna venusta</i>	Graceful Cassia			0	Unknown	2	1986	0	Unknown
Flowering Plants	Fabaceae	<i>Sesbania muelleri</i>	Peabush			0	Unknown	1	1986	0	Unknown
Flowering Plants	Fabaceae	<i>Tephrosia brachyodon</i>	Red Pea-bush			0	Unknown	4	1988	0	Unknown
Flowering Plants	Fabaceae	<i>Tephrosia brachyodon</i> var. <i>longifolia</i>	Red Pea-bush			0	Unknown	1	1991	0	Unknown
Flowering Plants	Fabaceae	<i>Tephrosia conspicua</i>	Tephrosia			0	Unknown	2	1971	0	Unknown
Flowering Plants	Fabaceae	<i>Tephrosia delestangii</i>	Tephrosia			0	Unknown	0	Unknown	0	Unknown
Flowering Plants	Fabaceae	<i>Tephrosia leptoclada</i>	Tephrosia			0	Unknown	4	1986	0	Unknown
Flowering Plants	Fabaceae	<i>Tephrosia remotiflora</i>	Tephrosia			0	Unknown	2	1970	0	Unknown
Flowering Plants	Fabaceae	<i>Tephrosia rosea</i>	Flinder's River Poison			0	Unknown	0	Unknown	0	Unknown
Flowering Plants	Fabaceae	<i>Tephrosia simplicifolia</i>	Tephrosia			0	Unknown	4	1979	0	Unknown



Group	Family Name	Scientific Name	Common Name	NT Status	National Status	#Observations	#Latest Observation Date	#Specimens	#Latest Speciman Date	#Surveys	#Latest Survey Record
Flowering Plants	Fabaceae	<i>Tephrosia sp. OT Station</i>	Tephrosia			0	Unknown	8	1986	0	Unknown
Flowering Plants	Fabaceae	<i>Uria lagopodioides</i>	Purple Clover-weed			0	Unknown	6	1989	0	Unknown
Flowering Plants	Fabaceae	<i>Vachellia ditricha</i>	Wattle			0	Unknown	6	1986	0	Unknown
Flowering Plants	Fabaceae	<i>Vachellia valida</i>	Wattle			0	Unknown	2	1986	0	Unknown
Flowering Plants	Fabaceae	<i>Vigna lanceolata</i>	Maloga Bean			0	Unknown	0	Unknown	0	Unknown
Flowering Plants	Fabaceae	<i>Vigna lanceolata</i> var. <i>filiformis</i>	Maloga Bean			0	Unknown	0	Unknown	0	Unknown
Flowering Plants	Fabaceae	<i>Vigna lanceolata</i> var. <i>lanceolata</i>	Maloga Bean			0	Unknown	0	Unknown	0	Unknown
Flowering Plants	Fabaceae	<i>Zornia albiflora</i>	Zornia			0	Unknown	2	1947	0	Unknown
Flowering Plants	Fabaceae	<i>Zornia muriculata</i>	Zornia			0	Unknown	6	1988	0	Unknown
Flowering Plants	Fabaceae	<i>Zornia muriculata</i> subsp. <i>angustata</i>	Zornia			0	Unknown	2	1972	0	Unknown
Flowering Plants	Fabaceae	<i>Zornia prostrata</i>	Zornia			0	Unknown	2	1986	0	Unknown
Flowering Plants	Polygalaceae	<i>Polygala barbata</i>	Milkwort			0	Unknown	4	1991	0	Unknown
Flowering Plants	Polygalaceae	<i>Polygala longifolia</i>	Milkwort			0	Unknown	2	1995	0	Unknown
Flowering Plants	Polygalaceae	<i>Polygala orbicularis</i>	Milkwort			0	Unknown	0	Unknown	0	Unknown
Flowering Plants	Polygalaceae	<i>Polygala pterocarpa</i>	Milkwort			0	Unknown	2	2007	0	Unknown
Flowering Plants	Rhamnaceae	<i>Alphitonia excelsa</i>	Red Ash			0	Unknown	7	1989	0	Unknown
Flowering Plants	Rhamnaceae	<i>Ventilago viminalis</i>	Supplejack			0	Unknown	2	1987	0	Unknown
Flowering Plants	Cannabaceae	<i>Trema tomentosa</i>	Peach-leaved Poison-bush			0	Unknown	2	1977	0	Unknown
Flowering Plants	Moraceae	<i>Ficus cerasicarpa</i>	Fig			0	Unknown	6	1987	0	Unknown
Flowering Plants	Moraceae	<i>Ficus subpuberula</i>	Fig			0	Unknown	4	1977	0	Unknown
Flowering Plants	Moraceae	<i>Ficus virens</i> var. <i>virens</i>	Banyan			0	Unknown	2	1977	0	Unknown
Flowering Plants	Cucurbitaceae	<i>Cucumis argenteus</i>	Melon			0	Unknown	2	2008	0	Unknown
Flowering Plants	Cucurbitaceae	<i>Cucumis melo</i>	Ulcardo Melon			0	Unknown	0	Unknown	5	1991
Flowering Plants	Casuarinaceae	<i>Casuarina cunninghamiana</i> subsp. <i>miodon</i>	River Oak			0	Unknown	2	1988	0	Unknown
Flowering Plants	Capparaceae	<i>Capparis lasiantha</i>	Split-ar-se-jack			0	Unknown	2	1987	0	Unknown
Flowering Plants	Capparaceae	<i>Capparis umbonata</i>	Northern Wild Orange			0	Unknown	4	1986	0	Unknown
Flowering Plants	Cleomaceae	<i>Cleome viscosa</i>	Tickweed			0	Unknown	4	1991	0	Unknown
Flowering Plants	Bixaceae	<i>Cochlospermum fraseri</i>	Kapok Bush			0	Unknown	0	Unknown	0	Unknown
Flowering Plants	Bixaceae	<i>Cochlospermum gregorii</i>	Cotton Tree			0	Unknown	5	1989	0	Unknown
Flowering Plants	Malvaceae	<i>Abutilon fraseri</i> subsp. <i>fraseri</i>	Dwarf Lantern-bush			0	Unknown	0	Unknown	0	Unknown
Flowering Plants	Malvaceae	<i>Abutilon hannii</i>	Mallow			0	Unknown	0	Unknown	0	Unknown
Flowering Plants	Malvaceae	<i>Abutilon hannii</i> subsp. <i>prostrate</i>	Lantern Bush			0	Unknown	7	1988	0	Unknown
Flowering Plants	Malvaceae	<i>Abutilon otocarpum</i>	Desert Chinese Lantern			0	Unknown	6	1991	0	Unknown
Flowering Plants	Malvaceae	<i>Brachychiton diversifolius</i> subsp. <i>diversifolius</i>	Northern Kurrajong			0	Unknown	2	1977	0	Unknown
Flowering Plants	Malvaceae	<i>Brachychiton paradoxus</i>	Red-flowering Kurrajong			0	Unknown	2	1991	0	Unknown
Flowering Plants	Malvaceae	<i>Corchorus aestuans</i>	Grubweed			0	Unknown	2	1988	0	Unknown
Flowering Plants	Malvaceae	<i>Corchorus sidoides</i>	Flannel Weed			0	Unknown	2	1991	0	Unknown
Flowering Plants	Malvaceae	<i>Corchorus sidoides</i> subsp. <i>sidoides</i>	Flannel Weed			0	Unknown	8	1991	0	Unknown

Group	Family Name	Scientific Name	Common Name	NT Status	National Status	#Observations	#Latest Observation Date	#Specimens	#Latest Speciman Date	#Surveys	#Latest Survey Record
Flowering Plants	Malvaceae	<i>Corchorus sidoides subsp. vermicularis</i>	Flannel Weed			0	Unknown	2	1992	0	Unknown
Flowering Plants	Malvaceae	<i>Corchorus tridens</i>	Grubweed			0	Unknown	2	2001	0	Unknown
Flowering Plants	Malvaceae	<i>Gossypium australe</i>	Native Cotton			0	Unknown	5	1991	0	Unknown
Flowering Plants	Malvaceae	<i>Grewia breviflora</i>	Coffee Fruit			0	Unknown	0	Unknown	0	Unknown
Flowering Plants	Malvaceae	<i>Grewia mesomischa</i>	Grewia			0	Unknown	0	Unknown	0	Unknown
Flowering Plants	Malvaceae	<i>Grewia retusifolia</i>	Emu Berries			0	Unknown	8	1987	0	Unknown
Flowering Plants	Malvaceae	<i>Helicteres isora</i>	Spiral Bush			0	Unknown	2	1972	0	Unknown
Flowering Plants	Malvaceae	<i>Herissantia crispa</i>	Indian Mallow			0	Unknown	6	1991	0	Unknown
Flowering Plants	Malvaceae	<i>Hibiscus leptocladus</i>	Variable-leaf Hibiscus			0	Unknown	2	1972	0	Unknown
Flowering Plants	Malvaceae	<i>Hibiscus meraukensis</i>	Ballerina Hibiscus			0	Unknown	8	1989	0	Unknown
Flowering Plants	Malvaceae	<i>Hibiscus pentaphyllus</i>	Native Hibiscus			0	Unknown	11	1991	0	Unknown
Flowering Plants	Malvaceae	<i>Hibiscus sturtii</i>	Sturt's Hibiscus			0	Unknown	4	1989	0	Unknown
Flowering Plants	Malvaceae	<i>Hibiscus sturtii var. campylochlamys</i>	Sturt's Hibiscus			0	Unknown	10	1979	0	Unknown
Flowering Plants	Malvaceae	<i>Hibiscus sturtii var. grandiflorus</i>	Sturt's Hibiscus			0	Unknown	2	1987	0	Unknown
Flowering Plants	Malvaceae	<i>Hibiscus verdcourtii</i>	Bladder Ketmia			0	Unknown	4	1979	0	Unknown
Flowering Plants	Malvaceae	<i>Hibiscus zonatus</i>	Pink Perennial Hibiscus			0	Unknown	1	1977	0	Unknown
Flowering Plants	Malvaceae	<i>Melhania oblongifolia</i>	Velvet Hibiscus			0	Unknown	6	1987	0	Unknown
Flowering Plants	Malvaceae	<i>Sida brachypoda</i>	Sida			0	Unknown	0	Unknown	0	Unknown
Flowering Plants	Malvaceae	<i>Sida fibulifera</i>	Silver Sida			0	Unknown	3	1986	0	Unknown
Flowering Plants	Malvaceae	<i>Sida filiformis</i>	Fine Sida			0	Unknown	2	1989	0	Unknown
Flowering Plants	Malvaceae	<i>Sida hackettiana</i>	Sida			0	Unknown	10	1987	0	Unknown
Flowering Plants	Malvaceae	<i>Sida rohlenae</i>	Shrub Sida			0	Unknown	2	1987	0	Unknown
Flowering Plants	Malvaceae	<i>Sida rohlenae subsp. rohlenae</i>	Shrub Sida			0	Unknown	0	Unknown	0	Unknown
Flowering Plants	Malvaceae	<i>Sida sp. Mt Bundey</i>	Sida			0	Unknown	2	2001	0	Unknown
Flowering Plants	Malvaceae	<i>Sida spinosa</i>	Spiny Sida			0	Unknown	0	Unknown	0	Unknown
Flowering Plants	Malvaceae	<i>Sida trichopoda</i>	High Sida			0	Unknown	2	1986	0	Unknown
Flowering Plants	Malvaceae	<i>Triumfetta fissurata</i>	Burbark	DD		0	Unknown	2	1977	0	Unknown
Flowering Plants	Malvaceae	<i>Triumfetta glaucescens</i>	Burbark			0	Unknown	0	Unknown	0	Unknown
Flowering Plants	Malvaceae	<i>Triumfetta micracantha</i>	Burbark			0	Unknown	6	1986	0	Unknown
Flowering Plants	Malvaceae	<i>Triumfetta plumigera</i>	Burbark			0	Unknown	6	1986	0	Unknown
Flowering Plants	Malvaceae	<i>Waltheria indica</i>	Waltheria			0	Unknown	3	1987	0	Unknown
Flowering Plants	Thymelaeaceae	<i>Thecanthes punicea</i>	Red Wax Plant			0	Unknown	6	2001	0	Unknown
Flowering Plants	Thymelaeaceae	<i>Thecanthes sanguinea</i>	Thecanthes			0	Unknown	2	1985	0	Unknown
Flowering Plants	Sapindaceae	<i>Atalaya hemiglauca</i>	Whitewood			0	Unknown	0	Unknown	0	Unknown
Flowering Plants	Sapindaceae	<i>Dodonaea hispidula</i>	False Hopbush			0	Unknown	1	1986	0	Unknown
Flowering Plants	Sapindaceae	<i>Dodonaea lanceolata</i>	Yellow Hop-bush			0	Unknown	2	1987	0	Unknown
Flowering Plants	Sapindaceae	<i>Dodonaea lanceolata var. lanceolata</i>	Yellow Hop-bush			0	Unknown	2	1979	0	Unknown
Flowering Plants	Sapindaceae	<i>Dodonaea oxyptera</i>	Hop Bush			0	Unknown	2	1977	0	Unknown
Flowering Plants	Sapindaceae	<i>Dodonaea physocarpa</i>	Balloon Hopbush			0	Unknown	17	1989	0	Unknown
Flowering Plants	Sapindaceae	<i>Dodonaea platyptera</i>	Hop Bush			0	Unknown	0	Unknown	0	Unknown
Flowering Plants	Sapindaceae	<i>Dodonaea stenophylla</i>	Netted Hopbush			0	Unknown	15	2001	0	Unknown
Flowering Plants	Meliaceae	<i>Owenia vernicosa</i>	Emu Apple			0	Unknown	2	1988	0	Unknown

Group	Family Name	Scientific Name	Common Name	NT Status	National Status	#Observations	#Latest Observation Date	#Specimens	#Latest Speciman Date	#Surveys	#Latest Survey Record
Flowering Plants	Rutaceae	<i>Boronia lanceolata</i>	Boronia	DD		0	Unknown	2	1977	0	Unknown
Flowering Plants	Ebenaceae	<i>Diospyros humilis</i>	Small-leaved Ebony			0	Unknown	2	1987	0	Unknown
Flowering Plants	Ebenaceae	<i>Diospyros rugosula</i>	Iron Tree			0	Unknown	0	Unknown	0	Unknown
Flowering Plants	Boraginaceae	<i>Coldenia procumbens</i>	Coldenia			0	Unknown	2	1988	0	Unknown
Flowering Plants	Boraginaceae	<i>Ehretia saligna</i>	Coonta			0	Unknown	2	1988	0	Unknown
Flowering Plants	Boraginaceae	<i>Ehretia saligna</i> var. <i>membranifolia</i>	Coonta			0	Unknown	4	1988	0	Unknown
Flowering Plants	Boraginaceae	<i>Heliotropium bracteatum</i>	Heliotrope			0	Unknown	0	Unknown	0	Unknown
Flowering Plants	Boraginaceae	<i>Heliotropium glabellum</i>	Heliotrope			0	Unknown	4	1986	0	Unknown
Flowering Plants	Boraginaceae	<i>Heliotropium tenuifolium</i>	Devil's Son			0	Unknown	0	Unknown	0	Unknown
Flowering Plants	Boraginaceae	<i>Trichodesma zeylanicum</i>	Cattle Bush			0	Unknown	2	1988	0	Unknown
Flowering Plants	Rubiaceae	<i>Gardenia ewartii</i> subsp. <i>ewartii</i>	Native Gardenia			0	Unknown	6	1988	0	Unknown
Flowering Plants	Rubiaceae	<i>Gardenia megasperma</i>	Native Gardenia			0	Unknown	0	Unknown	0	Unknown
Flowering Plants	Rubiaceae	<i>Gardenia pyriformis</i> subsp. <i>orientalis</i>	Native Gardenia			0	Unknown	2	1977	0	Unknown
Flowering Plants	Rubiaceae	<i>Oldenlandia argillacea</i>	Oldenlandia			0	Unknown	2	1986	0	Unknown
Flowering Plants	Rubiaceae	<i>Oldenlandia galioides</i>	Oldenlandia			0	Unknown	4	1995	0	Unknown
Flowering Plants	Rubiaceae	<i>Oldenlandia mitrasacmoides</i>	Oldenlandia			0	Unknown	4	1991	0	Unknown
Flowering Plants	Rubiaceae	<i>Psydrax attenuata</i> var. <i>myrmecophila</i>	Canthium			0	Unknown	2	1977	0	Unknown
Flowering Plants	Rubiaceae	<i>Spermacoce auriculata</i>	Buttonweed			0	Unknown	2	1988	0	Unknown
Flowering Plants	Rubiaceae	<i>Spermacoce brachystema</i>	Buttonweed			0	Unknown	0	Unknown	0	Unknown
Flowering Plants	Rubiaceae	<i>Spermacoce dolichosperma</i>	Buttonweed			0	Unknown	10	2001	0	Unknown
Flowering Plants	Rubiaceae	<i>Spermacoce platyloba</i>	Buttonweed			0	Unknown	2	1977	0	Unknown
Flowering Plants	Rubiaceae	<i>Spermacoce stenophylla</i>	Blue Buttonweed			0	Unknown	0	Unknown	0	Unknown
Flowering Plants	Rubiaceae	<i>Tarenna dallachiana</i> subsp. <i>expandens</i>	Tree Ixora			0	Unknown	0	Unknown	0	Unknown
Flowering Plants	Loganiaceae	<i>Mitrasacme micrantha</i>	Mitre Plant			0	Unknown	2	2001	0	Unknown
Flowering Plants	Apocynaceae	<i>Carissa lanceolata</i>	Conkerberry			0	Unknown	4	1987	0	Unknown
Flowering Plants	Apocynaceae	<i>Marsdenia australis</i>	Bush Banana			0	Unknown	4	1987	0	Unknown
Flowering Plants	Apocynaceae	<i>Marsdenia geminata</i>	Milkvine			0	Unknown	6	2001	0	Unknown
Flowering Plants	Apocynaceae	<i>Marsdenia trinervis</i>	Milkvine			0	Unknown	0	Unknown	0	Unknown
Flowering Plants	Apocynaceae	<i>Marsdenia viridiflora</i> subsp. <i>tropica</i>	Bush Banana			0	Unknown	4	1988	0	Unknown
Flowering Plants	Apocynaceae	<i>Sarcostemma viminale</i>	Caustic Vine			0	Unknown	0	Unknown	0	Unknown
Flowering Plants	Apocynaceae	<i>Sarcostemma viminale</i> subsp. <i>brunonianum</i>	Caustic Vine			0	Unknown	2	1979	0	Unknown
Flowering Plants	Apocynaceae	<i>Secamone elliptica</i>	Corky Milk Vine			0	Unknown	7	1991	0	Unknown
Flowering Plants	Apocynaceae	<i>Tylophora cinerascens</i>	Tylophora			0	Unknown	0	Unknown	0	Unknown
Flowering Plants	Apocynaceae	<i>Tylophora flexuosa</i>	Tylophora			0	Unknown	0	Unknown	0	Unknown
Flowering Plants	Apocynaceae	<i>Wrightia saligna</i>	Milk Bush			0	Unknown	0	Unknown	0	Unknown
Flowering Plants	Hydroleaceae	<i>Hydrolea zeylanica</i>	False Fiddle-leaf			0	Unknown	3	1991	0	Unknown
Flowering Plants	Solanaceae	<i>Physalis angulata</i>	Wild Gooseberry			0	Unknown	2	1988	0	Unknown
Flowering Plants	Solanaceae	<i>Solanum dioicum</i>	Wild Tomato			0	Unknown	2	1977	0	Unknown
Flowering Plants	Solanaceae	<i>Solanum echinatum</i>	Wild Tomato			0	Unknown	4	1989	0	Unknown
Flowering Plants	Solanaceae	<i>Solanum ferocissimum</i>	Spiny Potato-bush			0	Unknown	0	Unknown	0	Unknown

Group	Family Name	Scientific Name	Common Name	NT Status	National Status	#Observations	#Latest Observation Date	#Specimens	#Latest Speciman Date	#Surveys	#Latest Survey Record
Flowering Plants	Solanaceae	<i>Solanum lucani</i>	Thorny Nightshade			0	Unknown	4	1972	0	Unknown
Flowering Plants	Convolvulaceae	<i>Bonamia brevifolia</i>	Bonamia			0	Unknown	0	Unknown	0	Unknown
Flowering Plants	Convolvulaceae	<i>Bonamia media</i>	Grey-vine			0	Unknown	3	1991	0	Unknown
Flowering Plants	Convolvulaceae	<i>Bonamia pannosa</i>	Bonamia			0	Unknown	4	1986	0	Unknown
Flowering Plants	Convolvulaceae	<i>Evolvulus alsinoides</i>	Blue Periwinkle			0	Unknown	8	1987	0	Unknown
Flowering Plants	Convolvulaceae	<i>Evolvulus alsinoides</i> var. <i>decumbens</i>	Blue Periwinkle			0	Unknown	2	1979	0	Unknown
Flowering Plants	Convolvulaceae	<i>Ipomoea argillicola</i>	Cow-vine			0	Unknown	0	Unknown	0	Unknown
Flowering Plants	Convolvulaceae	<i>Ipomoea eriocarpa</i>	Small Pink Convolvulus			0	Unknown	2	1986	0	Unknown
Flowering Plants	Convolvulaceae	<i>Ipomoea gracilis</i>	Slender Bindweed			0	Unknown	0	Unknown	0	Unknown
Flowering Plants	Convolvulaceae	<i>Ipomoea nil</i>	Morning Glory			0	Unknown	1	2001	0	Unknown
Flowering Plants	Convolvulaceae	<i>Ipomoea plebeia</i>	Bell Vine			0	Unknown	4	2001	0	Unknown
Flowering Plants	Convolvulaceae	<i>Ipomoea polymorpha</i>	Silky Cow-vine			0	Unknown	0	Unknown	0	Unknown
Flowering Plants	Convolvulaceae	<i>Jacquemontia paniculata</i>	Purple-flowered Jungle Creeper			0	Unknown	4	1991	0	Unknown
Flowering Plants	Convolvulaceae	<i>Merremia gemella</i>	Merremia			0	Unknown	2	1988	0	Unknown
Flowering Plants	Convolvulaceae	<i>Merremia incisa</i>	Merremia	DD		0	Unknown	2	1986	0	Unknown
Flowering Plants	Convolvulaceae	<i>Operculina aequisejala</i>	Potato Vine			0	Unknown	2	1979	0	Unknown
Flowering Plants	Convolvulaceae	<i>Polymeria ambigua</i>	Creeping Polymeria			0	Unknown	5	1991	0	Unknown
Flowering Plants	Convolvulaceae	<i>Xenostegia tridentata</i>	Morning Vine			0	Unknown	2	1987	0	Unknown
Flowering Plants	Oleaceae	<i>Jasminum molle</i>	Stiff Jasmine			0	Unknown	8	1989	0	Unknown
Flowering Plants	Acanthaceae	<i>Brunoniella australis</i>	Blue Trumpet			0	Unknown	5	1991	0	Unknown
Flowering Plants	Acanthaceae	<i>Hygrophila angustifolia</i>	Hygrophila			0	Unknown	4	1983	0	Unknown
Flowering Plants	Acanthaceae	<i>Hypoestes floribunda</i>	Rosy Hypoestes			0	Unknown	0	Unknown	0	Unknown
Flowering Plants	Acanthaceae	<i>Hypoestes floribunda</i> var. <i>cinerea</i>	Rosy Hypoestes			0	Unknown	4	1991	0	Unknown
Flowering Plants	Acanthaceae	<i>Rostellularia adscendens</i>	Pink Tongues			0	Unknown	2	1989	0	Unknown
Flowering Plants	Acanthaceae	<i>Rostellularia adscendens</i> var. <i>clementii</i>	Pink Tongues			0	Unknown	2	1989	0	Unknown
Flowering Plants	Acanthaceae	<i>Rostellularia adscendens</i> var. <i>latifolia</i>	Pink Tongues			0	Unknown	2	1988	0	Unknown
Flowering Plants	Bignoniaceae	<i>Dolichandrone filiformis</i>	Whistling Tree			0	Unknown	0	Unknown	0	Unknown
Flowering Plants	Bignoniaceae	<i>Dolichandrone heterophylla</i>	Lemon Wood			0	Unknown	4	1989	0	Unknown
Flowering Plants	Lamiaceae	<i>Clerodendrum floribundum</i>	Smooth Spiderbush			0	Unknown	4	1988	0	Unknown
Flowering Plants	Lamiaceae	<i>Premna acuminata</i>	Premna			0	Unknown	0	Unknown	0	Unknown
Flowering Plants	Phrymaceae	<i>Glossostigma diandrum</i>	Two-Anther Mud-Mat			0	Unknown	2	1991	0	Unknown
Flowering Plants	Phrymaceae	<i>Pepilidium muelleri</i>	Pepilidium			0	Unknown	4	1995	0	Unknown
Flowering Plants	Orobanchaceae	<i>Buchnera linearis</i>	Dainty Bush Flower			0	Unknown	0	Unknown	0	Unknown
Flowering Plants	Plantaginaceae	<i>Bacopa floribunda</i>	Bacopa			0	Unknown	2	1971	0	Unknown
Flowering Plants	Plantaginaceae	<i>Stemodia glabella</i>	Smooth Bluerod			0	Unknown	4	1988	0	Unknown
Flowering Plants	Plantaginaceae	<i>Stemodia lathraia</i>	Bluerod			0	Unknown	2	1991	0	Unknown
Flowering Plants	Plantaginaceae	<i>Stemodia lythrifolia</i>	Bluerod			0	Unknown	0	Unknown	0	Unknown
Flowering Plants	Plantaginaceae	<i>Stemodia viscosa</i>	Sticky Bluerod			0	Unknown	2	1978	0	Unknown
Flowering Plants	Plantaginaceae	<i>Striga curviflora</i>	Witchweed			0	Unknown	2	1991	0	Unknown
Flowering Plants	Lentibulariaceae	<i>Utricularia stellaris</i>	Bladderwort	DD		0	Unknown	4	1987	0	Unknown
Flowering Plants	Araliaceae	<i>Trachymene didiscoides</i>	Wild Parsnip			0	Unknown	2	1977	0	Unknown
Flowering Plants	Campanulaceae	<i>Isotoma</i> sp. <i>Tanumbirini</i>	Isotome	DD		0	Unknown	4	2001	0	Unknown

Group	Family Name	Scientific Name	Common Name	NT Status	National Status	#Observations	#Latest Observation Date	#Specimens	#Latest Speciman Date	#Surveys	#Latest Survey Record
Flowering Plants	Campanulaceae	<i>Lobelia dioica</i>	Lobelia			0	Unknown	4	1991	0	Unknown
Flowering Plants	Campanulaceae	<i>Lobelia douglasiana</i>	Slender Lobelia			0	Unknown	2	1991	0	Unknown
Flowering Plants	Campanulaceae	<i>Wahlenbergia caryophylloides</i>	Northern Bluebell			0	Unknown	2	1977	0	Unknown
Flowering Plants	Stylidiaceae	<i>Stylidium adenophorum</i>	Trigger Plant			0	Unknown	2	1977	0	Unknown
Flowering Plants	Stylidiaceae	<i>Stylidium floodii</i>	Trigger Plant			0	Unknown	2	1991	0	Unknown
Flowering Plants	Menyanthaceae	<i>Nymphoides crenata</i>	Wavy Marshwort			0	Unknown	7	1994	0	Unknown
Flowering Plants	Goodeniaceae	<i>Brunonia australis</i>	Blue Pincushion			0	Unknown	0	Unknown	0	Unknown
Flowering Plants	Goodeniaceae	<i>Goodenia armitiana</i>	Narrow-leaved Goodenia			0	Unknown	2	1947	0	Unknown
Flowering Plants	Goodeniaceae	<i>Goodenia byrnesii</i>	Split-end Goodenia			0	Unknown	2	1991	0	Unknown
Flowering Plants	Goodeniaceae	<i>Goodenia gracilis</i>	Slender Goodenia			0	Unknown	7	2001	0	Unknown
Flowering Plants	Goodeniaceae	<i>Goodenia hispida</i>	Goodenia			0	Unknown	6	2001	0	Unknown
Flowering Plants	Goodeniaceae	<i>Goodenia janamba</i>	Goodenia			0	Unknown	2	1947	0	Unknown
Flowering Plants	Goodeniaceae	<i>Goodenia lamprosperma</i>	Goodenia			0	Unknown	6	2001	0	Unknown
Flowering Plants	Goodeniaceae	<i>Goodenia leiosperma</i>	Goodenia			0	Unknown	2	1989	0	Unknown
Flowering Plants	Goodeniaceae	<i>Goodenia odonnellii</i>	Goodenia			0	Unknown	2	1977	0	Unknown
Flowering Plants	Goodeniaceae	<i>Goodenia pilosa</i>	Hairy Goodenia			0	Unknown	4	1991	0	Unknown
Flowering Plants	Goodeniaceae	<i>Goodenia viscidula</i>	Goodenia			0	Unknown	4	1991	0	Unknown
Flowering Plants	Goodeniaceae	<i>Scaevola revoluta</i>	Fanflower			0	Unknown	4	1983	0	Unknown
Flowering Plants	Asteraceae	<i>Bidens bipinnata</i>	Cobbler's Pegs			0	Unknown	4	1989	0	Unknown
Flowering Plants	Asteraceae	<i>Blumea diffusa</i>	Daisy			0	Unknown	2	1977	0	Unknown
Flowering Plants	Asteraceae	<i>Blumea integrifolia</i>	Daisy			0	Unknown	2	1978	0	Unknown
Flowering Plants	Asteraceae	<i>Blumea saxatilis</i>	Daisy			0	Unknown	2	1989	0	Unknown
Flowering Plants	Asteraceae	<i>Blumea tenella</i>	Daisy			0	Unknown	8	2001	0	Unknown
Flowering Plants	Asteraceae	<i>Centipeda minima subsp. macrocephala</i>	Spreading Sneezeweed			0	Unknown	4	1991	0	Unknown
Flowering Plants	Asteraceae	<i>Centipeda nidiformis</i>	Sneezeweed			0	Unknown	2	1987	0	Unknown
Flowering Plants	Asteraceae	<i>Eclipta sp. Humpty Doo</i>	Twin-heads			0	Unknown	2	1978	0	Unknown
Flowering Plants	Asteraceae	<i>Flaveria australasica</i>	Yellow Twin Stem			0	Unknown	2	1979	0	Unknown
Flowering Plants	Asteraceae	<i>Pterocaulon serrulatum</i>	Fruit Salad Bush			0	Unknown	0	Unknown	0	Unknown
Flowering Plants	Asteraceae	<i>Pterocaulon serrulatum var. velutinum</i>	Fruit Salad Bush			0	Unknown	2	1987	0	Unknown
Flowering Plants	Asteraceae	<i>Pterocaulon sphacelatum</i>	Apple Bush			0	Unknown	4	1988	0	Unknown
Flowering Plants	Asteraceae	<i>Wedelia verbesinoides</i>	Daisy			0	Unknown	1	1977	0	Unknown
Frogs	Myobatrachidae	<i>Crinia bilinea</i>	Bilingual Froglet			0	Unknown	2	1987	0	Unknown
Frogs	Myobatrachidae	<i>Crinia deserticola</i>	Desert Froglet			0	Unknown	12	1977	0	Unknown
Frogs	Myobatrachidae	<i>Uperoleia lithomoda</i>	Stonemason Toadlet			0	Unknown	3	2010	0	Unknown
Frogs	Hylidae	<i>Litoria australis</i>	Giant Frog			1	1988	2	2006	0	Unknown
Frogs	Hylidae	<i>Litoria caerulea</i>	Green Tree-frog			12	2001	0	Unknown	1	1991
Frogs	Hylidae	<i>Litoria cultripes</i>	Knife-footed Frog			0	Unknown	1	2001	0	Unknown
Frogs	Hylidae	<i>Litoria pallida</i>	Pale Frog			1	1987	14	1987	0	Unknown
Frogs	Hylidae	<i>Litoria rothii</i>	Roth's Tree-Frog			0	Unknown	2	1977	0	Unknown
Frogs	Hylidae	<i>Litoria rubella</i>	Red Tree-frog			2	2001	5	1987	0	Unknown
Reptiles	Crocodylidae	<i>Crocodylus johnstoni</i>	Freshwater Crocodile			1	1987	0	Unknown	0	Unknown
Reptiles	Gekkonidae	<i>Diplodactylus conspicillatus</i>	Fat-tailed Gecko			11	1994	3	1994	2	1991
Reptiles	Gekkonidae	<i>Gehyra australis</i>	Northern Dtella			2	1988	6	2001	2	1991

Group	Family Name	Scientific Name	Common Name	NT Status	National Status	#Observations	#Latest Observation Date	#Specimens	#Latest Speciman Date	#Surveys	#Latest Survey Record
Reptiles	Gekkonidae	<i>Gehyra nana</i>	Northern Spotted Rock Dtella			0	Unknown	1	1977	0	Unknown
Reptiles	Gekkonidae	<i>Heteronotia binoei</i>	Bynoe's Gecko			2	1988	11	1989	3	1999
Reptiles	Gekkonidae	<i>Lucasium immaculatum</i>	Pale-striped Ground Gecko			0	Unknown	1	1994	0	Unknown
Reptiles	Gekkonidae	<i>Lucasium stenodactylum</i>	Crowned Gecko			4	1999	3	1988	0	Unknown
Reptiles	Gekkonidae	<i>Oedura rhombifer</i>	Zig-zag Gecko			0	Unknown	0	Unknown	2	1999
Reptiles	Gekkonidae	<i>Rhynchoedura ornata</i>	Beaked Gecko			3	1994	5	1994	4	1999
Reptiles	Gekkonidae	<i>Strophurus ciliaris</i>	Spiny-tailed Gecko			14	1994	0	Unknown	1	1991
Reptiles	Pygopodidae	<i>Delma borea</i>	Rusty-topped Delma			2	1994	0	Unknown	0	Unknown
Reptiles	Pygopodidae	<i>Lialis burtonis</i>	Burton's Legless Lizard			17	1994	0	Unknown	0	Unknown
Reptiles	Pygopodidae	<i>Pygopus steelescotti</i>	Northern Hooded Scaly-foot			15	1994	0	Unknown	0	Unknown
Reptiles	Scincidae	<i>Carlia amax</i>	Two-Spined Rainbow Skink			4	2001	8	1989	1	1993
Reptiles	Scincidae	<i>Carlia triacantha</i>	Three-Spined Rainbow Skink			1	1987	2	1987	0	Unknown
Reptiles	Scincidae	<i>Cryptoblepharus metallicus</i>	Metallic Snake-eyed Skink			0	Unknown	1	1959	0	Unknown
Reptiles	Scincidae	<i>Cryptoblepharus plagiocephalus</i>	Arboreal Snake-eyed Skink			0	Unknown	0	Unknown	4	1991
Reptiles	Scincidae	<i>Ctenotus borealis</i>	Northern Ctenotus			0	Unknown	3	1989	0	Unknown
Reptiles	Scincidae	<i>Ctenotus helenae</i>	Helen's Ctenotus			0	Unknown	1	1977	0	Unknown
Reptiles	Scincidae	<i>Ctenotus inornatus</i>	Plain Ctenotus			6	1995	5	1994	6	1993
Reptiles	Scincidae	<i>Ctenotus leonhardii</i>	Leonhardi's Ctenotus			1	1995	0	Unknown	0	Unknown
Reptiles	Scincidae	<i>Ctenotus pantherinus</i>	Leopard Ctenotus			4	1994	1	1977	2	1991
Reptiles	Scincidae	<i>Ctenotus pulchellus</i>	Pretty Ctenotus			1	1994	4	2001	2	1991
Reptiles	Scincidae	<i>Ctenotus robustus</i>	Robust Ctenotus			6	1994	3	1988	0	Unknown
Reptiles	Scincidae	<i>Ctenotus schomburgkii</i>	Schomburk's Ctenotus			2	1994	5	1994	2	1991
Reptiles	Scincidae	<i>Ctenotus spaldingi</i>	Spalding's Ctenotus			2	1988	6	2001	1	1999
Reptiles	Scincidae	<i>Liopholis striata</i>	Striated Egernia			0	Unknown	1	2001	0	Unknown
Reptiles	Scincidae	<i>Eremiascincus isolepis</i>	Smooth-Tailed Skink			2	1994	3	1994	0	Unknown
Reptiles	Scincidae	<i>Glaphyromorphus darwiniensis</i>	Darwin Skink			0	Unknown	0	Unknown	2	1991
Reptiles	Scincidae	<i>Lerista bipes</i>	Two-Toed Lerista			0	Unknown	1	2001	0	Unknown
Reptiles	Scincidae	<i>Lerista griffini</i>	Griffin's Lerista			0	Unknown	1	1991	2	1991
Reptiles	Scincidae	<i>Lerista orientalis</i>	Eastern Lerista			3	1991	4	1991	3	1991
Reptiles	Scincidae	<i>Menetia greyii</i>	Grey's Menetia			2	1988	4	2001	0	Unknown
Reptiles	Scincidae	<i>Menetia maini</i>	Main's Menetia			0	Unknown	0	Unknown	2	1991
Reptiles	Scincidae	<i>Morethia storri</i>	Storr's Snake-Eyed Skink			0	Unknown	2	1988	0	Unknown
Reptiles	Scincidae	<i>Tiliqua multifasciata</i>	Centralian Blue-Tongued Lizard			7	1994	0	Unknown	0	Unknown
Reptiles	Scincidae	<i>Tiliqua scincoides</i>	Common Blue-Tongued Lizard	DD		3	1994	1	1988	0	Unknown
Reptiles	Agamidae	<i>Chlamydosaurus kingii</i>	Frilled Lizard			0	Unknown	0	Unknown	1	1991
Reptiles	Agamidae	<i>Ctenophorus nuchalis</i>	Central Netted Dragon			0	Unknown	0	Unknown	1	1993
Reptiles	Agamidae	<i>Diporiphora bilineata</i>	Two-Lined Dragon			0	Unknown	1	1971	0	Unknown
Reptiles	Agamidae	<i>Diporiphora magna</i>	Yellow-sided Two-line Dragon			0	Unknown	4	2005	0	Unknown
Reptiles	Agamidae	<i>Lophognathus gilberti</i>	Gilbert's Dragon			4	2001	6	2005	7	1993
Reptiles	Varanidae	<i>Varanus acanthurus</i>	Ridge-tailed Monitor			5	1995	0	Unknown	0	Unknown

Group	Family Name	Scientific Name	Common Name	NT Status	National Status	#Observations	#Latest Observation Date	#Specimens	#Latest Speciman Date	#Surveys	#Latest Survey Record
Reptiles	Varanidae	<i>Varanus gouldii</i>	Sand Goanna			3	2001	1	1999	3	1991
Reptiles	Varanidae	<i>Varanus mertensi</i>	Mertens' Water Monitor	VU		3	1993	0	Unknown	1	1993
Reptiles	Varanidae	<i>Varanus scalaris</i>	Spotted Tree Monitor	DD		2	1988	0	Unknown	0	Unknown
Reptiles	Varanidae	<i>Varanus tristis</i>	Black-tailed Monitor			1	2001	1	1977	0	Unknown
Reptiles	Typhlopidae	<i>Ramphotyphlops diversus</i>	Northern Blind Snake			0	Unknown	1	2001	0	Unknown
Reptiles	Typhlopidae	<i>Ramphotyphlops unguirostris</i>	Claw-snouted Blind Snake			1	1988	1	1988	0	Unknown
Reptiles	Pythonidae	<i>Antaresia childreni</i>	Children's Python			4	1994	1	1988	1	1991
Reptiles	Elapidae	<i>Brachyurophis incinctus</i>	Unbanded Shovel-nosed Snake			1	1994	0	Unknown	0	Unknown
Reptiles	Elapidae	<i>Brachyurophis roperi</i>	Northern Shovel-nosed Snake			2	1994	0	Unknown	0	Unknown
Reptiles	Elapidae	<i>Demansia olivacea</i>	Olive Whip Snake	DD		2	1994	0	Unknown	0	Unknown
Reptiles	Elapidae	<i>Demansia papuensis</i>	Papaun Whip Snake			0	Unknown	1	1978	0	Unknown
Reptiles	Elapidae	<i>Furina ornata</i>	Orange-naped Snake			1	1994	1	1994	0	Unknown
Reptiles	Elapidae	<i>Pseudechis australis</i>	King Brown Snake			1	1988	0	Unknown	0	Unknown
Reptiles	Elapidae	<i>Pseudonaja nuchalis</i>	Western Brown Snake			2	1994	0	Unknown	0	Unknown
Reptiles	Elapidae	<i>Suta punctata</i>	Little Spotted Snake			4	1994	0	Unknown	0	Unknown
Birds	Phasianidae	<i>Coturnix ypsilophora</i>	Brown Quail			4	2001	0	Unknown	3	1999
Birds	Anatidae	<i>Chenonetta jubata</i>	Australian Wood Duck			1	1987	0	Unknown	0	Unknown
Birds	Anatidae	<i>Anas superciliosa</i>	Pacific Black Duck			2	1987	0	Unknown	0	Unknown
Birds	Podicipedidae	<i>Tachybaptus novaehollandiae</i>	Australasian Grebe			1	1978	0	Unknown	0	Unknown
Birds	Podicipedidae	<i>Poliiocephalus poliocephalus</i>	Hoary-headed Grebe			1	1988	0	Unknown	0	Unknown
Birds	Columbidae	<i>Phaps chalcoptera</i>	Common Bronzewing			3	1999	0	Unknown	1	1993
Birds	Columbidae	<i>Ocyphaps lophotes</i>	Crested Pigeon			11	2000	0	Unknown	2	1993
Birds	Columbidae	<i>Geophaps plumifera</i>	Spinifex Pigeon			0	Unknown	0	Unknown	1	1993
Birds	Columbidae	<i>Geopelia cuneata</i>	Diamond Dove			15	2000	0	Unknown	15	1993
Birds	Columbidae	<i>Geopelia striata</i>	Peaceful Dove			23	2000	1	1987	5	1993
Birds	Columbidae	<i>Geopelia humeralis</i>	Bar-shouldered Dove			7	2000	0	Unknown	4	1993
Birds	Podargidae	<i>Podargus strigoides</i>	Tawny Frogmouth			2	1991	0	Unknown	2	1993
Birds	Eurostopodidae	<i>Eurostopodus argus</i>	Spotted Nightjar			3	2000	0	Unknown	0	Unknown
Birds	Aegothelidae	<i>Aegotheles cristatus</i>	Australian Owlet-nightjar			4	2001	0	Unknown	4	1993
Birds	Anhingidae	<i>Anhinga novaehollandiae</i>	Australasian Darter			1	1987	0	Unknown	0	Unknown
Birds	Phalacrocoracidae	<i>Microcarbo melanoleucos</i>	Little Pied Cormorant			1	1987	0	Unknown	0	Unknown
Birds	Pelecanidae	<i>Pelecanus conspicillatus</i>	Australian Pelican			1	1987	0	Unknown	0	Unknown
Birds	Ciconiidae	<i>Ephippiorhynchus asiaticus</i>	Black-necked Stork			1	2000	0	Unknown	0	Unknown
Birds	Ardeidae	<i>Ardea pacifica</i>	White-necked Heron			3	1987	0	Unknown	0	Unknown
Birds	Ardeidae	<i>Ardea modesta</i>	Eastern Great Egret			1	1978	0	Unknown	0	Unknown
Birds	Ardeidae	<i>Egretta novaehollandiae</i>	White-faced Heron			2	1987	0	Unknown	1	1993
Birds	Ardeidae	<i>Nycticorax caledonicus</i>	Nankeen Night Heron			2	1987	0	Unknown	0	Unknown
Birds	Threskiornithidae	<i>Threskiornis spinicollis</i>	Straw-necked Ibis			1	1978	0	Unknown	0	Unknown
Birds	Threskiornithidae	<i>Platalea regia</i>	Royal Spoonbill			2	1987	0	Unknown	0	Unknown
Birds	Threskiornithidae	<i>Platalea flavipes</i>	Yellow-billed Spoonbill			2	1987	0	Unknown	0	Unknown
Birds	Accipitridae	<i>Elanus axillaris</i>	Black-shouldered Kite			1	2001	0	Unknown	0	Unknown
Birds	Accipitridae	<i>Haliastur sphenurus</i>	Whistling Kite			4	2000	0	Unknown	1	1993
Birds	Accipitridae	<i>Milvus migrans</i>	Black Kite			4	2001	0	Unknown	1	1993

Group	Family Name	Scientific Name	Common Name	NT Status	National Status	#Observations	#Latest Observation Date	#Specimens	#Latest Speciman Date	#Surveys	#Latest Survey Record
Birds	Accipitridae	<i>Accipiter fasciatus</i>	Brown Goshawk			4	1993	0	Unknown	3	1993
Birds	Accipitridae	<i>Accipiter cirrocephalus</i>	Collared Sparrowhawk			1	1998	0	Unknown	1	1993
Birds	Accipitridae	<i>Circus assimilis</i>	Spotted Harrier			3	1999	0	Unknown	0	Unknown
Birds	Accipitridae	<i>Aquila audax</i>	Wedge-tailed Eagle			3	2000	0	Unknown	2	1993
Birds	Accipitridae	<i>Hieraaetus morphnoides</i>	Little Eagle			1	1999	0	Unknown	0	Unknown
Birds	Falconidae	<i>Falco cenchroides</i>	Nankeen Kestrel			2	1999	0	Unknown	0	Unknown
Birds	Falconidae	<i>Falco berigora</i>	Brown Falcon			16	2001	0	Unknown	3	1993
Birds	Falconidae	<i>Falco longipennis</i>	Australian Hobby			1	1979	0	Unknown	1	1993
Birds	Gruidae	<i>Grus rubicunda</i>	Brolga			3	1989	0	Unknown	0	Unknown
Birds	Otididae	<i>Ardeotis australis</i>	Australian Bustard			7	2000	0	Unknown	0	Unknown
Birds	Burhinidae	<i>Burhinus grallarius</i>	Bush Stone-curlew			8	2001	0	Unknown	2	1993
Birds	Charadriidae	<i>Elseyornis melanops</i>	Black-fronted Dotterel			2	1987	0	Unknown	0	Unknown
Birds	Charadriidae	<i>Vanellus miles</i>	Masked Lapwing			1	1987	0	Unknown	0	Unknown
Birds	Turnicidae	<i>Turnix maculosus</i>	Red-backed Button-quail			3	2001	0	Unknown	2	1991
Birds	Turnicidae	<i>Turnix pyrrhotorax</i>	Red-chested Button-quail			0	Unknown	0	Unknown	1	1993
Birds	Turnicidae	<i>Turnix velox</i>	Little Button-quail			2	1991	0	Unknown	2	1991
Birds	Cacatuidae	<i>Calyptorhynchus banksii macrorhynchus</i>	Red-tailed Black-cockatoo	N		14	2001	0	Unknown	0	Unknown
Birds	Cacatuidae	<i>Eulophus roseicapilla</i>	Galah			19	2002	0	Unknown	7	1999
Birds	Cacatuidae	<i>Nymphicus hollandicus</i>	Cockatiel			6	1999	0	Unknown	1	1993
Birds	Psittacidae	<i>Trichoglossus haematodus</i>	Rainbow Lorikeet			0	Unknown	0	Unknown	1	1993
Birds	Psittacidae	<i>Psitteuteles versicolor</i>	Varied Lorikeet			3	2001	0	Unknown	1	1993
Birds	Psittacidae	<i>Aprosmictus erythropterus</i>	Red-winged Parrot			14	2001	0	Unknown	2	1993
Birds	Psittacidae	<i>Psephotus dissimilis</i>	Hooded Parrot			0	Unknown	0	Unknown	1	1993
Birds	Psittacidae	<i>Melopsittacus undulatus</i>	Budgerigar			3	1991	0	Unknown	3	1993
Birds	Cuculidae	<i>Centropus phasianinus</i>	Pheasant Coucal			3	2001	0	Unknown	1	1993
Birds	Cuculidae	<i>Eudynamys orientalis</i>	Eastern Koel			3	1999	0	Unknown	0	Unknown
Birds	Cuculidae	<i>Scythrops novaehollandiae</i>	Channel-billed Cuckoo			1	1988	0	Unknown	0	Unknown
Birds	Cuculidae	<i>Chalcites basalis</i>	Horsfield's Bronze-Cuckoo			4	2001	0	Unknown	1	1991
Birds	Cuculidae	<i>Cacomantis pallidus</i>	Pallid Cuckoo			2	1998	0	Unknown	0	Unknown
Birds	Cuculidae	<i>Cacomantis variolosus</i>	Brush Cuckoo			2	1999	0	Unknown	0	Unknown
Birds	Strigidae	<i>Ninox novaeseelandiae</i>	Southern Boobook			6	2001	0	Unknown	3	1991
Birds	Alcedinidae	<i>Ceyx azureus</i>	Azure Kingfisher			1	1987	0	Unknown	0	Unknown
Birds	Halcyonidae	<i>Dacelo leachii</i>	Blue-winged Kookaburra			4	2001	0	Unknown	0	Unknown
Birds	Halcyonidae	<i>Todiramphus pyrrhopygius</i>	Red-backed Kingfisher			2	1991	0	Unknown	2	1991
Birds	Halcyonidae	<i>Todiramphus sanctus</i>	Sacred Kingfisher			3	1999	0	Unknown	1	1991
Birds	Meropidae	<i>Merops ornatus</i>	Rainbow Bee-eater			12	2001	0	Unknown	2	1993
Birds	Climacteridae	<i>Climacteris melanura</i>	Black-tailed Treecreeper			6	2001	0	Unknown	3	1999
Birds	Ptilonorhynchidae	<i>Ptilonorhynchus nuchalis</i>	Great Bowerbird			15	2002	0	Unknown	2	1993
Birds	Maluridae	<i>Malurus melanocephalus</i>	Red-backed Fairy-wren			9	2001	0	Unknown	1	1993
Birds	Maluridae	<i>Malurus lamberti</i>	Variegated Fairy-wren			11	1999	0	Unknown	6	1991
Birds	Acanthizidae	<i>Smicromnis brevirostris</i>	Weebill			15	2001	0	Unknown	8	1999
Birds	Acanthizidae	<i>Gerygone albogularis</i>	White-throated Gerygone			6	1999	0	Unknown	0	Unknown
Birds	Pardalotidae	<i>Pardalotus rubricatus</i>	Red-browed Pardalote			2	2000	0	Unknown	0	Unknown
Birds	Pardalotidae	<i>Pardalotus striatus</i>	Striated Pardalote			12	2001	2	1977	5	1999
Birds	Meliphagidae	<i>Lichenostomus virescens</i>	Singing Honeyeater			16	2001	0	Unknown	8	1993
Birds	Meliphagidae	<i>Lichenostomus plumulus</i>	Grey-fronted Honeyeater			7	2000	0	Unknown	4	1999



Group	Family Name	Scientific Name	Common Name	NT Status	National Status	#Observations	#Latest Observation Date	#Specimens	#Latest Speciman Date	#Surveys	#Latest Survey Record
Birds	Meliphagidae	<i>Lichenostomus flavescens</i>	Yellow-tinted Honeyeater			5	2001	0	Unknown	1	1993
Birds	Meliphagidae	<i>Acanthagenys rufogularis</i>	Spiny-cheeked Honeyeater			1	1987	0	Unknown	0	Unknown
Birds	Meliphagidae	<i>Ramsayornis fasciatus</i>	Bar-breasted Honeyeater			1	1978	0	Unknown	0	Unknown
Birds	Meliphagidae	<i>Conopophila rufogularis</i>	Rufous-throated Honeyeater			15	2000	0	Unknown	8	1993
Birds	Meliphagidae	<i>Cissomela pectoralis</i>	Banded Honeyeater			3	2001	0	Unknown	0	Unknown
Birds	Meliphagidae	<i>Lichmera indistincta</i>	Brown Honeyeater			7	2001	0	Unknown	6	1993
Birds	Meliphagidae	<i>Melithreptus gularis</i>	Black-chinned Honeyeater			1	1993	0	Unknown	0	Unknown
Birds	Meliphagidae	<i>Melithreptus albogularis</i>	White-throated Honeyeater			2	1999	0	Unknown	0	Unknown
Birds	Meliphagidae	<i>Entomyzon cyanotis</i>	Blue-faced Honeyeater			0	Unknown	0	Unknown	1	1993
Birds	Meliphagidae	<i>Philemon argenteiceps</i>	Silver-crowned Friarbird			1	1999	0	Unknown	2	1993
Birds	Meliphagidae	<i>Philemon citreogularis</i>	Little Friarbird			4	2000	0	Unknown	3	1993
Birds	Pomatostomidae	<i>Pomatostomus temporalis</i>	Grey-crowned Babbler			31	2002	0	Unknown	10	1993
Birds	Neosittidae	<i>Daphoenositta chrysoptera</i>	Varied Sittella			10	2001	0	Unknown	4	1999
Birds	Campephagidae	<i>Coracina novaehollandiae</i>	Black-faced Cuckoo-shrike			18	2001	0	Unknown	3	1993
Birds	Campephagidae	<i>Coracina papuensis</i>	White-bellied Cuckoo-shrike			1	1987	0	Unknown	1	1993
Birds	Campephagidae	<i>Lalage sueurii</i>	White-winged Triller			17	2001	0	Unknown	4	1991
Birds	Pachycephalidae	<i>Pachycephala rufiventris</i>	Rufous Whistler			37	2001	0	Unknown	17	1999
Birds	Pachycephalidae	<i>Colluricincla harmonica</i>	Grey Shrike-thrush			14	2001	4	1977	8	1999
Birds	Pachycephalidae	<i>Oreoica gutturalis</i>	Crested Bellbird			3	1991	0	Unknown	4	1999
Birds	Oriolidae	<i>Oriolus sagittatus</i>	Olive-backed Oriole			4	2000	0	Unknown	0	Unknown
Birds	Artamidae	<i>Artamus personatus</i>	Masked Woodswallow			2	1991	0	Unknown	2	1991
Birds	Artamidae	<i>Artamus superciliosus</i>	White-browed Woodswallow			1	2001	0	Unknown	0	Unknown
Birds	Artamidae	<i>Artamus cinereus</i>	Black-faced Woodswallow			18	2001	0	Unknown	9	1999
Birds	Artamidae	<i>Artamus minor</i>	Little Woodswallow			7	2001	0	Unknown	0	Unknown
Birds	Artamidae	<i>Cracticus torquatus</i>	Grey Butcherbird			1	1987	0	Unknown	0	Unknown
Birds	Artamidae	<i>Cracticus nigrogularis</i>	Pied Butcherbird			18	2000	0	Unknown	6	1999
Birds	Artamidae	<i>Cracticus tibicen</i>	Australian Magpie			3	1999	0	Unknown	1	1993
Birds	Rhipiduridae	<i>Rhipidura albiscapa</i>	Grey Fantail			2	1991	0	Unknown	3	1991
Birds	Rhipiduridae	<i>Rhipidura leucophrys</i>	Willie Wagtail			36	2002	0	Unknown	16	1999
Birds	Corvidae	<i>Corvus orru</i>	Torresian Crow			24	2001	0	Unknown	3	1993
Birds	Monarchidae	<i>Myiagra rubecula</i>	Leaden Flycatcher			2	2000	0	Unknown	1	1999
Birds	Monarchidae	<i>Myiagra inquieta</i>	Restless Flycatcher			11	2001	0	Unknown	7	1993
Birds	Monarchidae	<i>Grallina cyanoleuca</i>	Magpie-lark			21	2000	0	Unknown	4	1993
Birds	Corcoracidae	<i>Struthidea cinerea</i>	Apostlebird			26	2002	0	Unknown	7	1993
Birds	Petroicidae	<i>Microeca fascinans</i>	Jacky Winter			11	2001	0	Unknown	5	1999
Birds	Petroicidae	<i>Melanodryas cucullata</i>	Hooded Robin			11	2001	0	Unknown	6	1991
		<i>picata/westralensis</i>									
Birds	Megaluridae	<i>Cincloramphus mathewsi</i>	Rufous Songlark			2	2001	0	Unknown	0	Unknown
Birds	Hirundinidae	<i>Petrochelidon nigricans</i>	Tree Martin			1	1987	0	Unknown	0	Unknown
Birds	Nectariniidae	<i>Dicaeum hirundinaceum</i>	Mistletoebird			5	2001	0	Unknown	1	1991
Birds	Estrildidae	<i>Taeniopygia guttata</i>	Zebra Finch			4	1989	0	Unknown	1	1993
Birds	Estrildidae	<i>Taeniopygia bichenovii</i>	Double-barred Finch			13	2002	0	Unknown	4	1993
Birds	Estrildidae	<i>Poephila acuticauda</i>	Long-tailed Finch			18	2002	0	Unknown	4	1999
Birds	Estrildidae	<i>Poephila personata</i>	Masked Finch			1	1980	0	Unknown	0	Unknown
Birds	Estrildidae	<i>Heteromunia pectoralis</i>	Pictorella Mannikin			2	2001	0	Unknown	1	1993
Mammals	Tachyglossidae	<i>Tachyglossus aculeatus</i>	Echidna			1	1994	0	Unknown	1	1993
Mammals	Dasyuridae	<i>Pseudantechinus mimulus</i>	Carpentarian Antechinus		VU	0	Unknown	1	1987	0	Unknown

Group	Family Name	Scientific Name	Common Name	NT Status	National Status	#Observations	#Latest Observation Date	#Specimens	#Latest Speciman Date	#Surveys	#Latest Survey Record
Mammals	Dasyuridae	<i>Planigale maculata</i>	Common Planigale			2	1987	2	1987	0	Unknown
Mammals	Dasyuridae	<i>Sminthopsis macroura</i>	Stripe-faced Dunnart			2	1987	2	1987	0	Unknown
Mammals	Pseudocheiridae	<i>Petropseudes dahli</i>	Rock Ringtail			1	1987	0	Unknown	0	Unknown
Mammals	Macropodidae	<i>Lagorchestes conspicillatus</i>	Spectacled Hare-wallaby			35	1991	13	1992	4	1991
Mammals	Macropodidae	<i>Macropus agilis</i>	Agile Wallaby	N		2	1987	1	1996	0	Unknown
Mammals	Macropodidae	<i>Macropus robustus</i>	Common Wallaroo			2	2001	0	Unknown	6	1993
Mammals	Macropodidae	<i>Macropus rufus</i>	Red Kangaroo			0	Unknown	0	Unknown	1	1993
Mammals	Macropodidae	<i>Onychogalea unguifera</i>	Northern Nailtail Wallaby			13	1991	5	1987	7	1991
Mammals	Pteropodidae	<i>Pteropus scapulatus</i>	Little Red Flying-fox			0	Unknown	0	Unknown	1	1993
Mammals	Emballonuridae	<i>Saccolaimus flaviventris</i>	Yellow-bellied Sheath-tailed Bat			0	Unknown	1	1959	0	Unknown
Mammals	Emballonuridae	<i>Taphozous georgianus</i>	Common Sheath-tailed Bat			0	Unknown	1	1977	0	Unknown
Mammals	Molossidae	<i>Mormopterus beccarii</i>	Beccari's Free-tailed Bat			1	1982	0	Unknown	0	Unknown
Mammals	Vespertilionidae	<i>Nyctophilus geoffroyi</i>	Lesser Long-eared Bat			2	1987	2	1987	0	Unknown
Mammals	Vespertilionidae	<i>Chalinolobus nigrogriseus</i>	Hoary Wattled Bat			2	1987	3	1987	0	Unknown
Mammals	Vespertilionidae	<i>Scotorepens greyii</i>	Little Broad-nosed Bat			1	1982	1	1982	0	Unknown
Mammals	Muridae	<i>Leggadina lakedownensis</i>	Northern Short-tailed Mouse			2	1988	5	2001	4	1999
Mammals	Muridae	<i>Pseudomys delicatulus</i>	Delicate Mouse			0	Unknown	1	2001	0	Unknown
Mammals	Muridae	<i>Zyomys argurus</i>	Common Rock-rat			0	Unknown	0	Unknown	1	1993
Mammals	Canidae	<i>Canis lupus</i>	Dingo / Wild dog	N		1	1987	0	Unknown	1	1993

EX = Extinct EW = Extinct in the Wild ER= Extinct in the NT EN = Endangered

EN/VU = One Endangered subspecies/One Vulnerable subspecies

VU=Vulnerable

VU/- = One or more subspecies vulnerable EN/- = One or more subspecies endangered

Survey = this category refers to data collected using systematic survey methodology

Specimen = this category refers to museum or other records where a specimen has been collected and lodged

Observation = this category refers to all other incidental recordings where systematic methodology may not have been used consistently.

More species info: Go to [www.landmanager.org.au/view/index.aspx?id=####](http://www.landmanager.org.au/view/index.aspx?id=####)

where #### is the ID number from the tables above for the species of interest.

Species listed in the table above were recorded from all the grid cells (red/blue line) shown below that overlap Custom area

# Custom area Weeds and Potential Weeds



Introduced plants recorded in the grid cell(s) in which Custom area occurs and that have been identified as problem weeds in one or more locations in northern Australia. Occurrence based on Northern Territory Government databases.

Family Name	Scientific Name	Common Name	NT Status	National Status	Other Status	#Surveys	Latest Record
Poaceae	<i>Cenchrus ciliaris</i>	Buffel Grass			MP Gr G&M DEU	0	Unknown
Cucurbitaceae	<i>Cucumis melo</i>	Ulicardo Melon			DEU	5	1991
Poaceae	<i>Echinochloa colona</i>	Awnless Barnyard Grass			DEU	2	1991
Fabaceae	<i>Macroptilium atropurpureum</i>	Siratro			C&E	0	Unknown
Malvaceae	<i>Malvastrum americanum</i>	Spiked Malvastrum			DEU	1	1988
Plantaginaceae	<i>Scoparia dulcis</i>	Bitter Broom			DEU	0	Unknown
Malvaceae	<i>Sida rhombifolia</i>	Paddy's Lucerne	B C		MP G&M DEU	0	Unknown
Malvaceae	<i>Sida spinosa</i>	Spiny Sida			DEU	0	Unknown
Fabaceae	<i>Stylosanthes hamata</i>	Caribbean Stylo			DEU	0	Unknown
Poaceae	<i>Urochloa mosambicensis</i>	Sabi Grass			DEU	0	Unknown
Asteraceae	<i>Xanthium strumarium</i>	Noogoora Burr	B C		MP WA1 WA2 WA4 DEU NSW SA	0	Unknown

## Status Codes:

### 1. NATIONAL STATUS CODES

Alert, Alert List for Environmental Weeds (Please call Exotic Plant Pest Hotline 1800 084 881 if you think you have seen this weed)

Sleeper, National Sleeper Weed

Target, Targeted for eradication. ([www.landmanager.com.au/view/index.aspx?id=449837](http://www.landmanager.com.au/view/index.aspx?id=449837))

WONS, Weeds of National Significance

### 2. NT STATUS CODES

A, NT Class A Weed (to be eradicated)

B, NT Class B Weed (growth & spread to be controlled)

C, NT Class C Weed (not to be introduced) ([www.landmanager.com.au/view/index.aspx?id=449869](http://www.landmanager.com.au/view/index.aspx?id=449869))

### 3. OTHER STATUS CODES

C&E, Csurhes, S. & Edwards, R. (1998) Potential Environmental Weeds in Australia. Candidate Species for Preventative Control. Environment Australia, Canberra ([www.landmanager.com.au/view/index.aspx?id=394504](http://www.landmanager.com.au/view/index.aspx?id=394504))

CYP, Draft Cape York Peninsula Pest Management Plan 2006-2011 ([www.landmanager.com.au/view/index.aspx?id=371200](http://www.landmanager.com.au/view/index.aspx?id=371200))

DEU, Plants listed as environmental weeds by the Desert Uplands Strategic Land Resource

Assessment ([www.landmanager.com.au/view/index.aspx?id=332123](http://www.landmanager.com.au/view/index.aspx?id=332123))

G&M, Grice AC, Martin TG. 2005. The Management of Weeds and Their Impact on Biodiversity in the Rangelands. Cooperative Research Centre (CRC) for Australian Weed Management and CSIRO Sustainable Ecosystems. Commonwealth Australia ([www.landmanager.com.au/view/index.aspx?id=163572](http://www.landmanager.com.au/view/index.aspx?id=163572))

Gr, Groves et al. 2003. Weed categories for natural and agricultural ecosystem management. Bureau of Rural Sciences ([www.landmanager.com.au/view/index.aspx?id=388018](http://www.landmanager.com.au/view/index.aspx?id=388018))

K0, High Priority Weeds not yet established in the Katherine region

K1, High Priority Weeds posing environmental threats in the Katherine region

K2, High Priority Weeds posing existing threats in the Katherine region, as described in the Katherine Regional Weed Management Strategy 2005-2010 ([www.landmanager.com.au/view/index.aspx?id=130286](http://www.landmanager.com.au/view/index.aspx?id=130286))

MP, Northern Territory Parks & Conservation Masterplan ([www.landmanager.com.au/view/index.aspx?id=144141](http://www.landmanager.com.au/view/index.aspx?id=144141))

NAQS, North Australian Quarantine Strategy Target List ([www.landmanager.com.au/view/index.aspx?id=449416](http://www.landmanager.com.au/view/index.aspx?id=449416))

NSW, Declared Noxious Weed in NSW ([www.landmanager.com.au/view/index.aspx?id=449983](http://www.landmanager.com.au/view/index.aspx?id=449983))

Q1, QLD Class 1 Weed (not to be introduced, kept or supplied)

Q2, Class 2 Weed (eradicate where possible, not to be introduced, kept or supplied)

Q3, Qld Class 3 Weed (to be controlled near environmentally sensitive areas- not to be supplied/sold without a permit) ([www.landmanager.com.au/view/index.aspx?id=190714](http://www.landmanager.com.au/view/index.aspx?id=190714))

SA, Declared Plant in South Australia ([www.landmanager.com.au/view/index.aspx?id=449996](http://www.landmanager.com.au/view/index.aspx?id=449996))

WeedsAus, Listed as a significant weed by Weeds Australia ([www.landmanager.com.au/view/index.aspx?id=14576](http://www.landmanager.com.au/view/index.aspx?id=14576))

WA1, WA Weed Class P1 (movement prohibited)

WA2, WA Weed Class P2 (aim to eradicate)

WA3, WA Weed Class P3 (control infestations)  
WA4, WA Weed Class P4 (prevent spread)  
WA5, WA Weed Class P3 (control infestations on public land) ([www.landmanager.com.au/view/index.aspx?id=449884](http://www.landmanager.com.au/view/index.aspx?id=449884)).

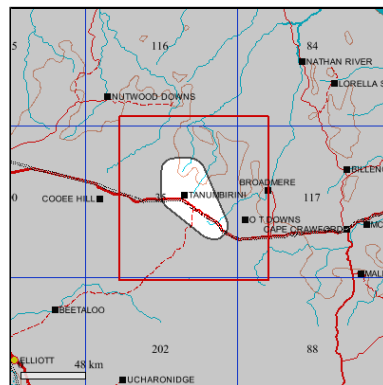
Survey = this category refers to data collected using systematic survey methodology

Specimen = this category refers to museum or other records where a specimen has been collected and lodged

Observation = this category refers to all other incidental recordings where systematic methodology may not have been used consistently.

More species info: Go to [www.landmanager.org.au/view/index.aspx?id=####](http://www.landmanager.org.au/view/index.aspx?id=####)  
where #### is the ID number from the tables above for the species of interest.

Plants listed in the table above were recorded from all the grid cells shown below (red/blue line) that overlap Custom area



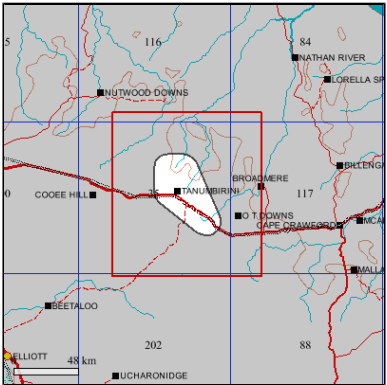
Introduced plants in Custom area (ordered alphabetically) that have been identified as introduced species in one or more locations in northern Australia.

Survey = this category refers to data collected using systematic survey methodology  
Specimen = this category refers to museum or other records where a specimen has been collected and lodged  
Observation = this category refers to all other incidental recordings where systematic methodology may not have been used consistently.

Common Name	Scientific Name	NT Status	National Status	ID	#Observations (Latest)	#Specimens (Latest)	#Surveys (Latest)
Cane Toad	<i>Rhinella marina</i>	P	.	183252	1 (2001)	0 (Unknown)	1 (1993)
Red-tailed Black-cockatoo	<i>Calyptorhynchus banksii macrorhynchus</i>	N	.	223765	14 (2001)	0 (Unknown)	0 (Unknown)
Agile Wallaby	<i>Macropus agilis</i>	N	.	223786	2 (1987)	1 (1996)	0 (Unknown)
Dingo / Wild dog	<i>Canis lupus</i>	N	.	183280	1 (1987)	0 (Unknown)	1 (1993)
Horse	<i>Equus caballus</i>	P	.	183315	1 (1987)	0 (Unknown)	0 (Unknown)
Cattle	<i>Bos taurus</i>	P	.	183266	1 (1987)	0 (Unknown)	2 (1993)

where #### is the ID number from the tables above for the species of interest.

Potential pest animals listed in the table above were recorded from all the grid cells shown below (red/blue line) that overlap Custom area



Soils and vegetation graphs and tables refer to area of soils and vegetation only. Fire graphs and tables refer to entire selected area including sea if present. Calculations are derived from map images or vector data, and should be taken as a guide only. Accuracy cannot be guaranteed. For small areas, figures should be rounded to the nearest whole number.

Fire map layers used in these reports have been updated in 2018 so their pixels are aligned to the same grid.



**Appendix D: Ecological Assessment Report**



Santos

# Ecology report 2019 exploration program Santos



# DOCUMENT CONTROL RECORD

<b>Job</b>	EZ19041
<b>Document ID</b>	176327-33
<b>Author(s)</b>	Aiden Campbell

## DOCUMENT HISTORY

Rev	Reviewed by	Approved by	Issued to	Date
1	Felicity Watt	Ray Hall	Santos	27 March 2019
2	Felicity Watt	Ray Hall	Santos	2 April 2019

Recipients are responsible for eliminating all superseded documents in their possession.

EcOz Pty Ltd.  
ABN: 81 143 989 039  
Winlow House, 3<sup>rd</sup> Floor  
75 Woods Street  
DARWIN NT 0800  
GPO Box 381, Darwin NT 0800

Telephone: +61 8 8981 1100  
Facsimile: +61 8 8981 1102  
Email: [eco@eco.com.au](mailto:eco@eco.com.au)  
Internet: [www.eco.com.au](http://www.eco.com.au)



## RELIANCE, USES and LIMITATIONS

This report is copyright and is to be used only for its intended purpose by the intended recipient, and is not to be copied or used in any other way. The report may be relied upon for its intended purpose within the limits of the following disclaimer.

This study, report and analyses have been based on the information available to EcOz Environmental Consultants at the time of preparation. EcOz Environmental Consultants accepts responsibility for the report and its conclusions to the extent that the information was sufficient and accurate at the time of preparation. EcOz Environmental Consultants does not take responsibility for errors and omissions due to incorrect information or information not available to EcOz Environmental Consultants at the time of preparation of the study, report or analyses.

# TABLE OF CONTENTS

<b>1</b>	<b>INTRODUCTION .....</b>	<b>1</b>
1.1	Purpose and objectives .....	1
1.2	Scope .....	2
1.3	Report structure.....	2
<b>2</b>	<b>PROJECT AREA .....</b>	<b>3</b>
2.1	Survey area .....	4
2.1.1	Desktop assessment.....	4
2.1.2	Field surveys .....	4
<b>3</b>	<b>DESKTOP ASSESSMENT .....</b>	<b>6</b>
3.1	Environmental context.....	6
3.1.1	Climate .....	6
3.1.2	Bioregions .....	6
3.2	Methods.....	8
3.2.1	Land systems .....	8
3.2.2	Vegetation .....	8
3.2.3	Sensitive vegetation communities.....	8
3.2.4	Watercourses, wetlands and waterholes .....	8
3.2.5	Threatened species.....	9
3.2.6	Migratory and marine species .....	10
3.3	Results .....	11
3.3.1	Land condition.....	11
3.3.2	Land systems .....	12
3.3.3	Vegetation .....	16
3.3.4	Sensitive vegetation communities.....	19
3.3.5	Watercourses, wetlands and waterholes .....	20
3.3.6	Threatened species.....	20
3.3.7	Migratory species .....	24
3.3.8	Avifauna observations .....	24
3.4	Conclusion and recommendations .....	25
3.4.1	Land condition.....	25
3.4.2	Biodiversity values .....	25
3.4.3	Recommendations .....	26
<b>4</b>	<b>FIELD ASSESSMENT .....</b>	<b>28</b>
4.1	Purpose and scope .....	28
4.2	Weed survey .....	28
4.2.1	Background .....	28
4.2.2	Methods .....	30
4.2.3	Results .....	30
4.3	Threatened species habitat .....	32
4.3.1	Background .....	32

4.3.2	Methods .....	32
4.3.3	Results .....	32
4.4	Riparian and sensitive vegetation .....	36
4.4.1	Background .....	36
4.4.2	Methods .....	37
4.4.3	Results .....	37
4.5	Discussion .....	41
5	REFERENCES .....	43

## Tables

Table 3-1.	Priority weeds within the Katherine Region Weed Management Plan .....	11
Table 3-2.	Land systems within the survey area (as per Lynch & Wilson 1998) .....	13
Table 3-3.	Threatened species 'Likelihood of Occurrence' assessment (summary) .....	21
Table 3-4.	Migratory species 'likelihood of occurrence' assessment (summary) .....	24
Table 3-5.	List of avian species observed during field surveys .....	25
Table 4-1.	Declared weed species recorded within the EP .....	28
Table 4-2.	Potential weeds within the project area .....	29
Table 4-3.	Declared weed species with Tanumbirini-2 survey area .....	30
Table 4-4.	Habitat characteristics of <i>E. leucophloia</i> patches within survey area .....	35

## Figures

Figure 2-1.	Map of project area and survey area .....	5
Figure 3-1.	Average monthly temperature and rainfall Daly Waters airstrip, Northern Territory .....	6
Figure 3-2.	Map showing bioregions within survey area .....	7
Figure 3-3.	IUCN list categories of risk for threatened species .....	9
Figure 3-4.	Map of Land Systems within the survey area .....	15
Figure 3-5.	Map showing NVIS vegetation within the survey area .....	18
Figure 3-6.	Photos showing typical riparian vegetation within the survey area .....	19
Figure 3-7.	Map of proximate records for medium likelihood threatened species .....	23
Figure 4-1.	Weed occurrences within, or adjacent to, project area .....	31
Figure 4-2.	Location of <i>E. leucophloia</i> patches near the project area .....	34
Figure 4-3.	Examples of sensitive riparian vegetation (left) and drainage line vegetation (right). .....	36
Figure 4-4.	Photos of riparian (left) and drainage line (right) vegetation within Inacumba-1 survey area .....	37
Figure 4-5.	Map showing location of riparian and drainage line vegetation within Inacumba 1 survey area .....	38
Figure 4-6.	Photos of drainage line vegetation along transects radiating from Tanumbirini-2 .....	39
Figure 4-7.	Map showing locations of drainage line vegetation along transects from Tanumbirini-2 .....	40

# 1 INTRODUCTION

---

Santos is planning their 2019 exploration program within their Exploration Permit area (EP161) on Tanumbirini Station. The exploration works will be regulated through an Environmental Management Plan (EMP) approved by the Department of Environment and Natural Resources (DENR). For the development of the EMP, an assessment of biodiversity values within the exploration area and the 2019 exploration program footprint (project area) is required.

## 1.1 Purpose and objectives

EcOz Environmental Consultants (EcOz) were engaged to complete a desktop assessment of the biodiversity values within a defined survey area.

The desktop assessment had two objectives:

- To provide sufficient information for Santos to update their EMP for the proposed exploratory drilling program, or develop future EMPs for exploratory drilling or seismic operations.
- To identify biodiversity values within the survey area, such that Santos can incorporate this information into project planning. This includes determining the 'likelihood of occurrence' of threatened species occurring within the survey area.

The desktop assessment is largely desktop based, with some supplementary fieldwork to verify biodiversity values. Fieldwork was limited to the use of existing access tracks within the survey area. The report includes a description of habitat types, and a 'likelihood of occurrence' assessment of threatened species listed under the Commonwealth *Environment Protection and Biodiversity Conservation Act 1999 (EPBC Act)* and NT *Territory Parks and Wildlife Conservation Act (TPWC Act)*. This information can be used to avoid any adverse impacts on identified biodiversity values and to meet the (DENR) requirements during the update of the EMP or development of future EMPs for exploratory drilling or seismic operations. It is also used to identify specific environmental values which warrant further field based investigation.

The desktop report provided a number of recommendations for Santos to consider when planning any further works. Principally, it was recommended that:

- Undertaking a weed survey at exploratory drilling and/or seismic exploration sites and along access tracks would provide baseline data. This would enable Santos to ensure that activities do not introduce or spread weeds.
- Prior to more intensive works being undertaken, further assessment of habitat for Gouldian Finch and potential impact to this species be undertaken. This would include desktop assessment and on-ground studies and would be assessed in relation to a project area.
- As the identified exploration activities may intersect watercourses that may support sensitive vegetation in the form of riparian vegetation, Santos required the location of any sensitive vegetation to be identified so that potential impact to these communities could be avoided or minimised during exploration.

Given that Santos is planning to undertake the 2019 exploration program, EcOz was engaged to complete surveys targeting these recommendations within the project area. EcOz completed the following two assessments of environmental values within the project area (Section 2.1):

- Ecology report – EP161 work program 2018 (field assessment) (EcOz, 2018a)
- Inacumba bore weed survey and sensitive vegetation assessment (field assessment) (EcOz, 2018b)

Santos has reduced the scope and project area of the 2019 exploration program from the areas identified in the above assessments. The project area has also deviated slightly from the surveyed areas. Additionally,



the Northern Territory Government (NTG) has provided feedback on the draft Environmental Management Plan, and requested clarifications around the assessment of the above listed environmental values.

## **1.2 Scope**

The scope of this report is to consolidate the existing environmental assessments to focus on the two proposed drilling sites and associated activities relevant to the project area.

No new field assessment has been undertaken as part of this report. Data and information detailed in the existing reports has been drawn on, along with available datasets and an updated exploration program layout (provided by Santos). EcOz has reviewed the information presented in the existing reports, addressed any issues raised by Government departmental review, and provided clarity in this report where required.

## **1.3 Report structure**

To achieve the outlined purpose, this report contains three primary sections as outlined below:

- Section 2 – details the project area and the relationship of this area to that which has been surveyed.
- Section 3 – details the methods and results of the desktop assessment undertaken in 2017 and provides recommendations for further work to be undertaken.
- Section 4 – details the outcomes of the field surveys completed for the project area, based on the recommendations of the desktop assessment.

## 2 PROJECT AREA

---

The project area includes the following components:

- Two new exploration wells
  - Tanumbirini-2
  - Inacumba-1
- A single 2D seismic profiling line crossing the proposed Tanumbirini-2 well site
- Access tracks
- Borrow pits

The components of the 2019 exploration program are shown in Figure 2-1

Tanumbirini-2 will be located within the existing Tanumbirini-1 lease area, which was drilled in 2014. Exploration activities are expected to occur within the existing disturbance footprint of Tanumbirini-1; however, may extend outside the previously disturbed area, but not more than 500 m from the well head. Inacumba-1 is located south east of Tanumbirini-2, but still within Tanumbirini Station. The proposed well is approximately 12 km north of the Carpentaria Highway. All disturbance for the wells (well drill pad, camps, dams etc.) will be located within a 500 m buffer of the proposed well locations; however, the development will not disturb the entirety of this area.

The proposed 2D seismic profiling line runs in a NNW-SSE direction passing through the proposed Tanumbirini-2 well site. The 2D seismic profiling line extends 5 km each side of the proposed well. The seismic profiling will involve 2-3 small trucks with measurement instruments (hydrophone, geophone or similar) driving along the 2D seismic profiling line and recording reflected seismic energy originating from an energy source. A tracked bulldozer, with blade up, will precede the seismic trucks to ensure passage. The bulldozer will avoid the majority of trees along the 2D seismic profiling line but may remove obstacles such as termite mounds and understorey thicket, and reduce the approach angle for trucks at watercourse crossings. The bulldozer will remove only what is required for passage of trucks.

Access to Tanumbirini-2 will be along existing station access tracks. These tracks were used for access to the previously drilled Tanumbirini-1. Existing tracks will be used for the majority of the access to Inacumba-1. The access track starts from the Carpentaria Highway and follows a route north-east to the north west side of the proposed Inacumba-1 location. One of two new access tracks would be created from here to reach to Inacumba-1 well location; each of these proposed new access tracks is less than 900 m in length

Two locations for borrow pits have been identified - one location is adjacent to the access track to Inacumba-1 and the other is along the access track to Tanumbirini-2. The borrow pits will be located within one or both of the identified locations, however, only a portion of the identified area will be disturbed for borrow material.

There will also be a laydown area along the access track to Tanumbirini-2.



## **2.1 Survey area**

### **2.1.1 Desktop assessment**

Santos defined a survey area, which incorporated all existing and planned exploration drilling activities including the project area. The survey area, along with the project area, is shown in Figure 2-1.

### **2.1.2 Field surveys**

Two surveys have been completed within the project area; locations and survey tracks are shown in Figure 2-1. Both surveys were undertaken by a team of environmental consultants, all with experience in surveying weeds and vegetation in the Northern Territory. Surveys were completed in August 2018 (Tanumbirini-2 and associated areas) and November 2018 (Inacumba-1 and associated areas).

The area covered by the surveys included:

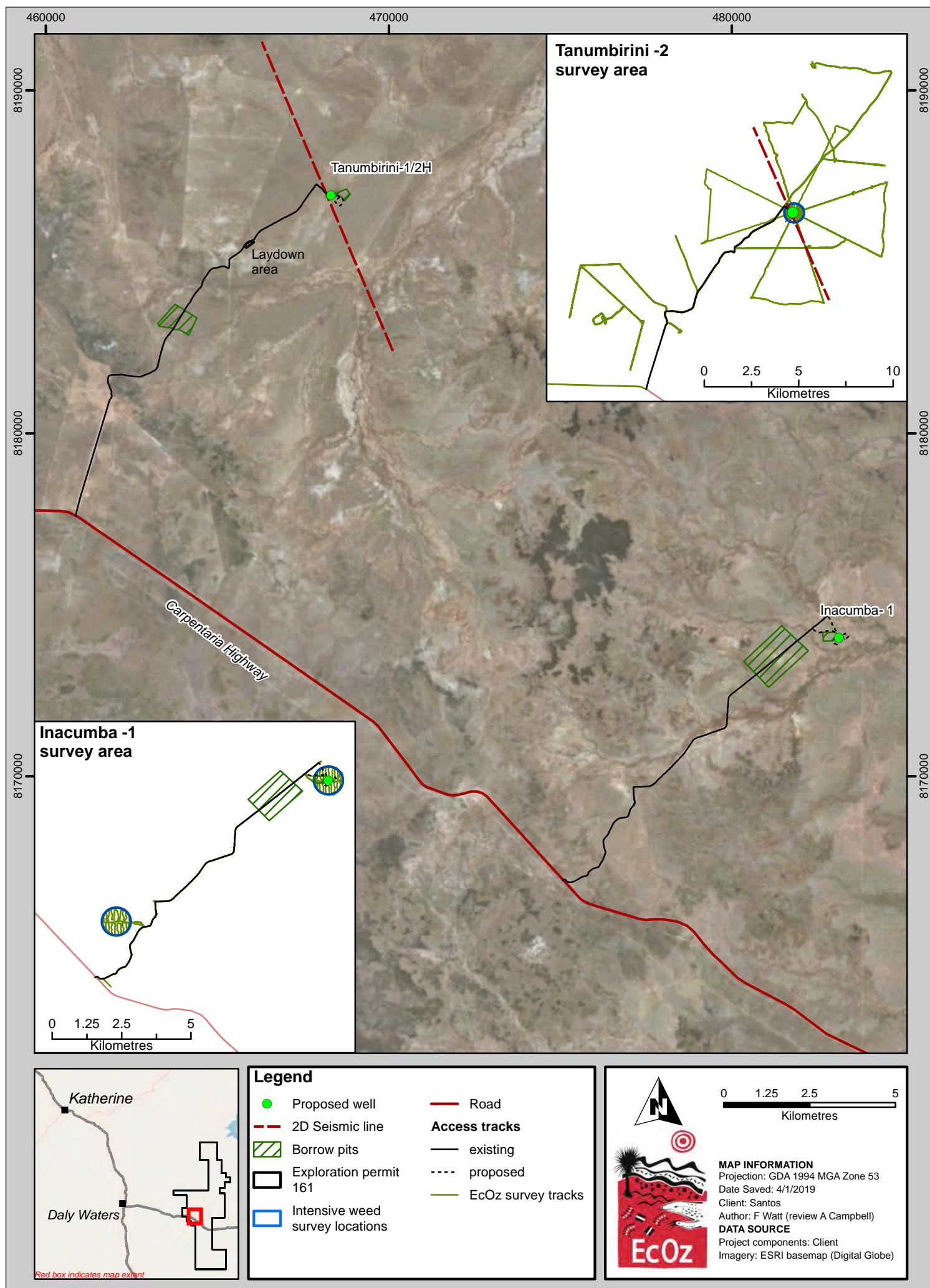
- The 500 m buffer of the proposed Tanumbirini-2 and Inacumba-1 well sites
- Access track to Tanumbirini
- Access track Option 1 and 2 to Inacumba-1
- 40 km of linear transects radiating from Tanumbirini-2

Within each 500 m buffer, a 100 m x 100 m grid was applied over the area. Surveyors walked transects through these areas ensuring they passed through each 100 m x 100 m grid cell once. Field maps of these grid cells were displayed as a moving map on a GPS enabled device for accurate interpretation and field navigation.

Access tracks to the well sites were surveyed by vehicle. Tracks were driven slowly and where a weed species was seen, the vehicle was stopped and data recorded. Stock watering points were also searched for weeds.

Surveyors walked a total of 40 km of linear transects radiating from Tanumbirini-2. There were eight transects in total – each 5 km long. Locations of the transects were based on the previous scope of the exploration program provided by Santos.

The exact location of the 2D seismic line identified in the 2019 exploration program is slightly different to the linear transects surveyed. There is one survey transect in close proximity to the proposed 2D seismic line; the landforms and vegetation through which the updated 2D seismic line passes are consistent with those of this survey transect. The location of the borrow pits have not been surveyed.



## 3 DESKTOP ASSESSMENT

### 3.1 Environmental context

#### 3.1.1 Climate

The survey area experiences two distinct seasons - a dry season with little/no rainfall between approximately May to October, and a monsoonal wet season from November to March. The nearest weather station with Bureau of Meteorology regional climatic data is the Daly Waters' airport weather station, which lies 120 km to the east of the survey area.

Figure 3-1 provides a summary of climate information; January and February are the wettest months, both with over 150 mm rainfall on average per year. June and July are the coolest months, with an average maximum of 29°C, contrasting with an average maximum of 38°C in the hottest month of November.

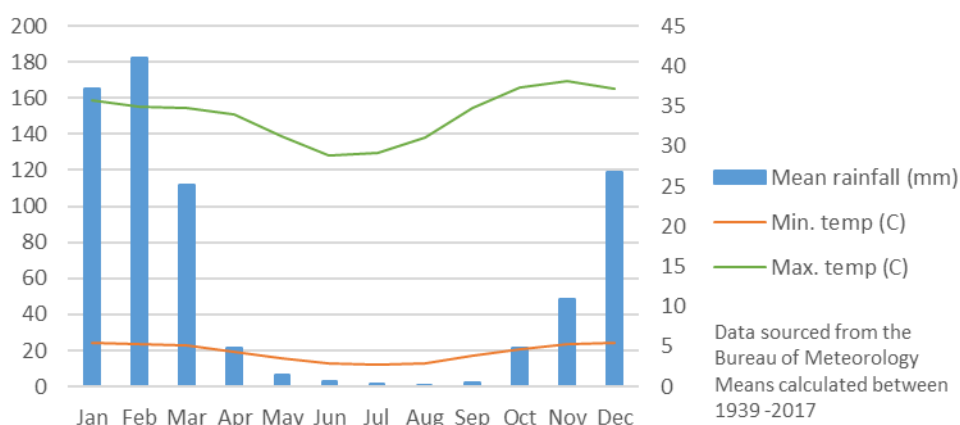


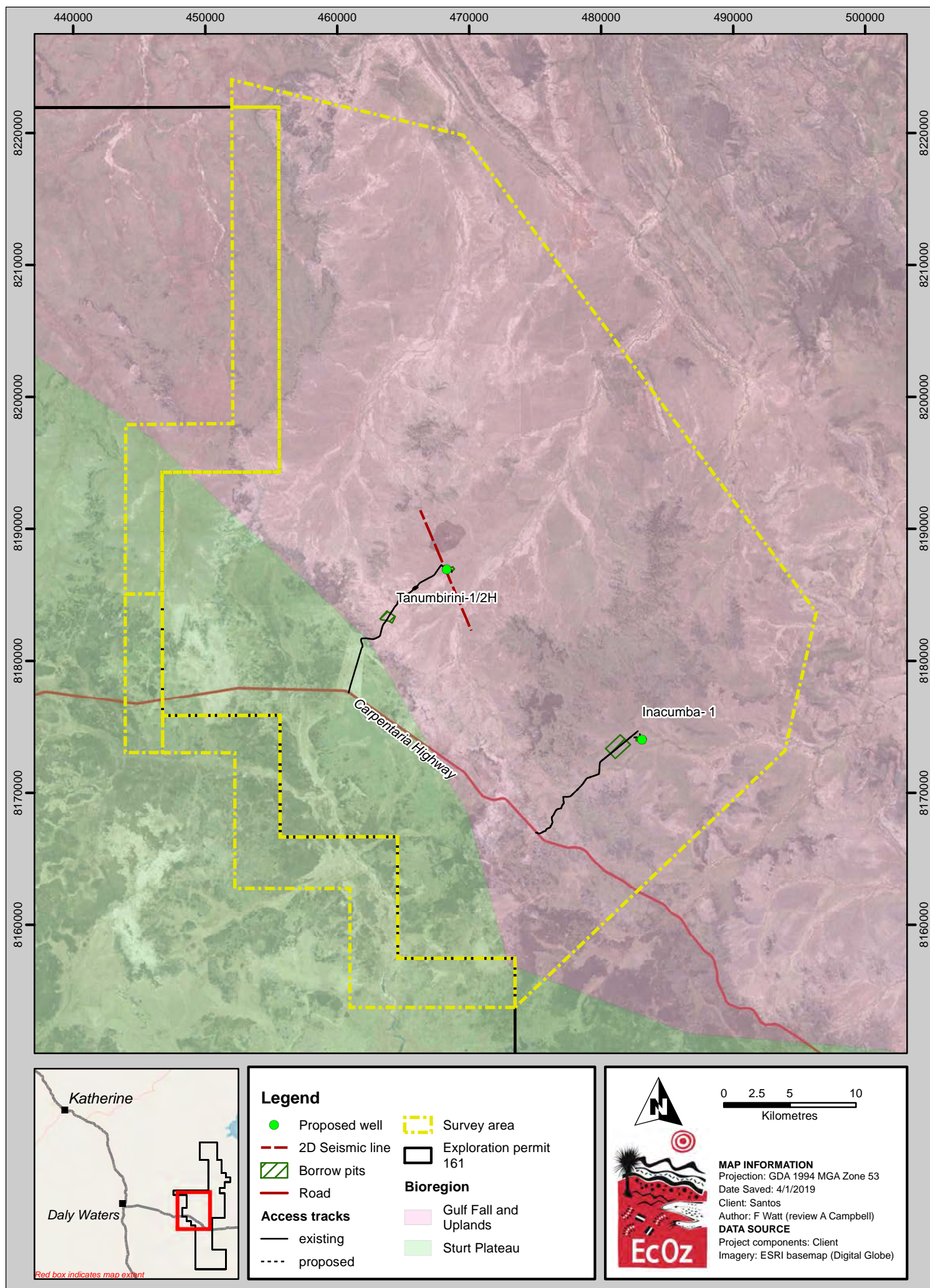
Figure 3-1. Average monthly temperature and rainfall Daly Waters airstrip, Northern Territory

#### 3.1.2 Bioregions

The Interim Biogeographic Regionalisation for Australia divides Australia into geographically-distinct units – called *bioregions* – of broadly similar climate, landform, geology and biodiversity (Baker et al. 2005). The survey area covers the following two bioregions (see Figure 3-2):

- The south-western portion of the survey area falls within the Sturt Plateau bioregion, a gently undulating plain. Vegetation is mostly *Eucalyptus dichromophloia* woodlands with spinifex understorey. There are also large areas of Lancewood thickets (*Acacia shirleyi*), Bullwaddy Woodlands (*Macropteranthes kekwickii*) and open *Eucalyptus* woodlands to the north.
- Approximately two-thirds of the survey area (the north-east) falls within the Gulf Fall and Uplands bioregion, which is comprised of scattered low steep hills on skeletal soils. Vegetation is mostly *Eucalyptus tetradonta* and *Corymbia dichromophloia* woodland with a spinifex understorey, and also *Eucalyptus tectifica* with a tussock grass understorey.





Path: Z:\01 EcOz\_Documents\04 EcOz Vantage GIS\IEZ19041 - Santos EP161 EMP aspects\01 Project Files\Figure 3-2. Map showing survey area, project area and bioregions.mxd

**Figure3-2. Map showing bioregions within survey area**

## 3.2 Methods

The assessment of biodiversity values primarily utilised government databases to identify values within the survey area. This was augmented by an on-ground survey to verify the land system, identify important habitat for threatened species, and look for any other biodiversity values on site. This section of the report describes the methods used for both the desktop and field surveys.

### 3.2.1 Land systems

A land system is 'an area or group of areas throughout which there is a recurring pattern of topography, soils and vegetation' (Christian & Stewart 1968). This recurrent composition gives each land system a characteristic pattern which can be mapped from aerial imagery.

Land systems within the survey area were determined using the *Land Systems of the Northern Part of the NT (1:250,000)* dataset (DENR 2008) and the *Land Systems of the Southern Part of the NT (1: 1,000,000)* dataset (DENR 2011). The datasets are managed by the Northern Territory Government.

Land systems were verified through on-ground assessment of land form and vegetation characteristics. This land systems' mapping has then been used to assist in the determination of the presence of suitable habitat for threatened species.

### 3.2.2 Vegetation

Vegetation within the survey area was determined using the *National Vegetation Information System 4.2* (DEE 2016) spatial dataset, which is maintained by the Commonwealth Department of Environment and Energy (DEE).

### 3.2.3 Sensitive vegetation communities

Sensitive vegetation types are those considered to be significant under the NT *Land Clearing Guidelines* (NRETAS 2010), such as monsoon forest, riparian vegetation, mangrove, groundwater-dependent ecosystems, and wetlands. These areas are either unique to the region and/or have high biodiversity values. A review of existing vegetation mapping, land systems, and aerial imagery indicated that two sensitive vegetation types could occur within the survey area – riparian vegetation and wetlands.

Ecologists visited areas of potential sensitive vegetation communities during surveys and assessed whether sensitive vegetation communities were present.

### 3.2.4 Watercourses, wetlands and waterholes

The major watercourses, lakes, dams and wetlands within the survey area were identified using Bureau of Meteorology geo-fabric and aerial imagery. The *Directory of Important Wetlands in Australia* – a database of nationally-important wetlands, compiled in cooperation with conservation agencies and other resource managers in all jurisdictions – was queried to identify wetlands within the survey area.

All accessible watercourses were assessed during on-ground biodiversity values assessment. An assessment of the stream order at each watercourse survey site was made, along with identification of the vegetation community and a description of the watercourse profile. Photos were taken at each site.

Permanent waterholes are important habitat for biodiversity. Waterholes which are potentially permanent through the dry season were identified from aerial imagery. Site visits were undertaken where access to permanent waterholes was possible. Characterisation of potential habitat value was undertaken at these sites.

### 3.2.5 Threatened species

A 'likelihood of occurrence' assessment was conducted to determine which threatened species have potential to occur within the survey area. This is a preliminary assessment and, although augmented by a field visit, may require further field work for future approvals.

The International Union for the Conservation of Nature (IUCN) nominates a set of criteria used to identify species at risk of extinction which is used to define categories of risk (Figure 3-3). These criteria and categories are used by both the NT Government to identify threatened species listed under the *TPWC Act*, and by the Commonwealth Government to identify national threatened species under the *EPBC Act*. The focus of this report is species that are listed as threatened under either the *TPWC Act* or the *EPBC Act* (or both) – i.e. species that are listed as Vulnerable, Endangered, or Critically Endangered.



**Figure 3-3. IUCN list categories of risk for threatened species**

The following datasets were searched to generate a list of potential threatened species:

- **EPBC Protected Matters Search Tool (PMST).** An online database managed by DEE which interrogates existing flora and fauna records and uses predictive habitat modelling to return a list of species which may occur in the defined area and a likelihood of each of these threatened and migratory species occurring. This dataset was interrogated within a 100 km buffer of the survey area. The results of the PMST search are provided in Appendix A.
- **Northern Territory Flora & Fauna Atlas.** A database maintained by the Department of Environment and Natural Resources (DENR) of point records of fauna and flora species identified through biological surveys (either as validated incidental observations or voucher specimens) conducted in the NT under a Wildlife Permit. The updated dataset was obtained by EcOz from the DENR on 17 October 2016. The dataset was spatially interrogated using the boundaries of the Gulf Fall and Uplands, and Sturt Plateau bioregions.

For each of the species returned from the database searches, the likelihood of it occurring within the survey area was assessed based on habitat requirements, distribution, and the number and dates of proximate records. On-ground habitat assessment was also used to assist the assessment.

In this assessment, the likelihood of a species occurring is ranked as none, low, medium, and high. In the context of this report, this means:

- **None** – There is no likelihood of this species occurring within the survey area.

- **Low** – The survey area occurs outside of the core distribution for the species and there is no or only marginally-suitable habitat. Some vagrant records may exist.
- **Medium** – There is suitable habitat within the survey area but records are either old, infrequent or some distance from the survey area.
- **High** – There is suitable habitat within the survey area and records are proximate and recent.

### 3.2.6 Migratory and marine species

Listed migratory and marine species are protected in Australia due to Australia's obligations under international conventions.

Migratory and marine species, which potentially occur within the survey area, were identified through the PMST database search (100 km buffer around the survey area). This search area includes a portion of coastline and marine habitat in the Gulf of Carpentaria. This inclusion expands the list of identified species. A 'likelihood of occurrence' assessment for these species was done following the same procedure as for threatened species.



### 3.3 Results

#### 3.3.1 Land condition

##### *Pastoralism*

The survey area is located within Tanumbirini Station, an active pastoral property. Impact across the survey area was evident during field surveys. Cattle impact consisted of grazing to understorey species and trampling impacts around watercourses – this trampling has led to erosion around these watercourses.

##### *Weeds and pests*

NT listed weeds identified within the region include Prickly Acacia (*Acacia nilotica*), Bellyache Bush (*Jatropha gossypifolia*), Spinyhead Sida (*Sida acuta*), Noogoora Burr (*Xanthium pungens* / *X. strumarium*), Parkinsonia (*Parkinsonia aculeata*), Mesquite (*Prosopis spp.*), Khaki Weed (*Alternanthera pungens*), Rubber Bush (*Calotropis procera*), and Hyptis (*Hyptis suaveolens*) (DLRM 2017). Mexican poppy (*Argemone ochroleuca*) occurs in some catchments including the McArthur River, and Rubber Vine (*Cryptostegia grandiflora*) is a potential threat in this region.

The Katherine Regional Weed Management Plan 2015-2020 (Weed Management Plan) (DLRM 2015) includes the survey area. The Weed Management Plan identifies priority weeds within the region (Table 3-1).

**Table 3-1. Priority weeds within the Katherine Region Weed Management Plan**

Species	Class	Weed of National Significance (WoNS)
<b>Mesquite</b> - <i>Prosopis spp.</i>	A/C	Y
<b>Prickly acacia</b> - <i>Vachellia nilotica</i>	A/C	Y
<b>Parkinsonia</b> - <i>Parkinsonia aculeata</i>	B/C	Y
<b>Chinee Apple</b> - <i>Ziziphus mauritiana</i>	A/C	-
<b>Mimosa</b> - <i>Mimosa pigra</i>	A/C	Y
<b>Bellyache Bush</b> - <i>Jatropha gossypifolia</i>	A/C	Y
<b>Gamba Grass</b> - <i>Andropogon gayanus</i>	A/C	Y
<b>Neem</b> - <i>Azadirachta indica</i>	B/C	-
<b>Grader grass</b> - <i>Themeda quadrivalvis</i>	B/C	Y
<b>Snake weed</b> - <i>Stachytarpheta spp.</i>	B/C	-
<b>Devils Claw</b> - <i>Martynia annua</i>	A/C	-

There are a number of records of Parkinsonia, Gamba Grass and Bellyache Bush near to the survey area. Hyptis was observed within the survey area.

Weed distribution is often related to environmental disturbances caused by the construction of roads and tracks, cattle grazing and feral animals. Weeds are most prevalent on land under pastoral lease, with infestations generally concentrated around infrastructure such as water points, fence lines and tracks, and also along the banks of watercourses where cattle and feral animals tend to congregate.

Pests that may occur within the survey area include Goat, Red Fox, Cat, Rabbit, Pig, Water Buffalo, Donkey and Cane Toads (DoE 2017). Donkeys and Pigs were observed during field surveys.



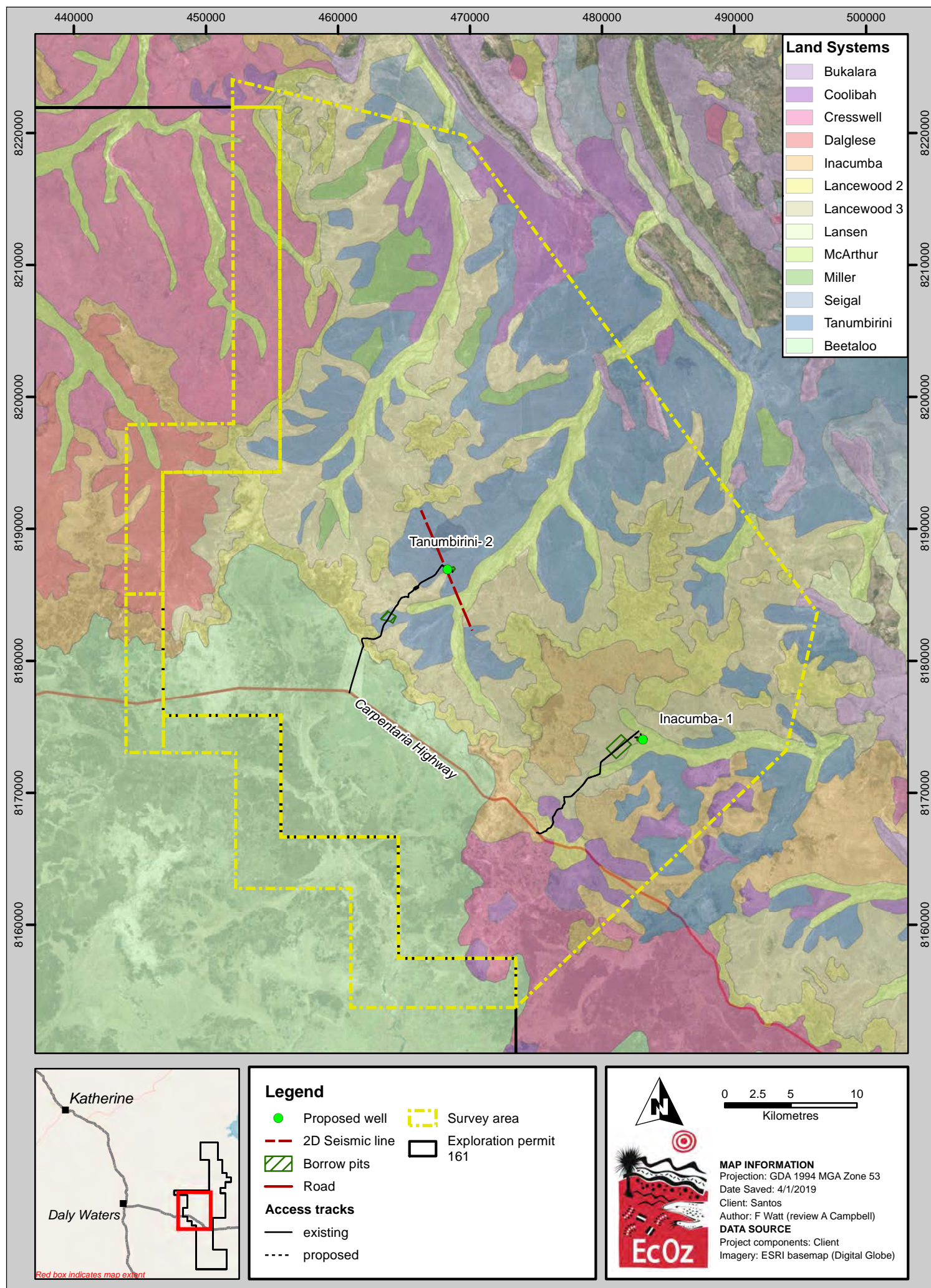
### 3.3.2 Land systems

There are 13 land systems mapped within the survey area (Table 3-2 and Figure 3-4). The land systems within the survey area consist primarily of lateritic plains, lateritic plateau, alluvial plains, and sandstone plains and rises. The landform and vegetation characteristics at each of the survey sites corresponded to the mapped land system.

**Table 3-2. Land systems within the survey area (as per Lynch & Wilson 1998)**

Name	Landform	Soils	Main vegetation*
Beetaloo (BE)	Plains and rises on weathered sedimentary rocks	Red clayey sands, red earths and texture contrast soils	<i>Acacia shirleyi</i> Lancewood forest
Daglese (Tcd)	Plains and rises associated with deeply weathered profiles (laterite) including sand sheets and other depositional products	Sandy and earth soils	Mid-high open woodland of <i>Eucalyptus pruinosa</i> , <i>Corymbia terminalis</i> , <i>Erythrophleum chlorostachys</i> , <i>Melaleuca citrolens</i> , <i>Lysiphyllum cunninghamii</i> over sparse grass cover ( <i>Chrysopogon fallax</i> , <i>Sehima nervosum</i> , <i>Heteropogon contortus</i> )
Inacumba (Lwi)	Plains and rises associated with deeply weathered profiles (laterite) including sand sheets and other depositional products	Sandy and earth soils	Mid-high open woodland of <i>C. dichromophloia</i> , <i>E. miniata</i> , <i>E. tetradonta</i> , <i>Corymbia ferruginea</i> , <i>E. leucophloia</i> with isolated stands of <i>A. shirleyi</i> on steeper slopes over <i>Eriachne</i> spp, <i>Chrysopogon fallax</i> , <i>Triodia pungens</i>
Lancewood 2 (Lwl)	Crenulate escarpments, rugged low hills and gently undulating lower slopes on actively eroding, ferruginised Lower Cretaceous sediments (claystone and laterite)	Grey and Brown Vertosols and Leptic Rudosols; shallow soils with rock outcrop	Mid high open woodland of <i>E. pruinosa</i> with areas of mixed grasslands, <i>Acacia shirleyi</i> on cliffs and slopes
Lancewood 3 (Lwl)			
McArthur (Tam)	Broad or narrow fluvial corridors conducting regional drainage across various Land Systems towards the coast	Aquic Vertosols, Red and Yellow Kandosols and Orthic Tenosols; sandy, silty and clay soils on Quaternary alluvium	Mid high open woodland of <i>E. microtheca</i> with some <i>Corymbia papuana</i> and <i>Corymbia polycarpa</i> , tall fringing riparian vegetation often including <i>Melaleuca</i> spp.
Miller (Tcm)	Level plains to gently undulating clay plains	Cracking clay soils	Mid-high open woodland of <i>E. pruinosa</i> over <i>Eulalia fulva</i> , <i>Chrysopogon fallax</i> , <i>Aristida inaequiglumis</i>
Tanumbirini (Tct)	Plains and rises associated with deeply weathered profiles (laterite) including sand sheets and other depositional products	Sandy and earth soils	Mid-high open woodland of <i>Eucalyptus chlorophylla</i> , <i>Erythrophleum chlorostachys</i> , <i>Corymbia polycarpa</i> , <i>Eucalyptus tetradonta</i> , <i>Terminalia grandifolia</i> over <i>Chrysopogon fallax</i> , <i>Eulalia fulva</i> , <i>Triodia pungens</i>
Bukalara (Asb)	Rugged rocky plateaux and steep linear ridges on massive sandstones such as the Bukalara and Kombolgie Sandstones	Leptic Rudosols; shallow sandy soils and rock outcrop	Mid high open woodland of <i>Eucalyptus dichromophloia</i> with <i>Eucalyptus miniata</i> , <i>Eucalyptus tetradonta</i> and <i>Eucalyptus leucophloia</i> , some <i>Eucalyptus kombolgiensis</i>
Coolibah (Tac)	Level to gently undulating plains on unconsolidated, transported materials, rarely sedentary	Aquic Vertosols; sandy, silty and clay soils on Quaternary alluvium	Mid high open woodland of <i>Eucalyptus microtheca</i> with some <i>Excoecaria parvifolia</i> and <i>Corymbia papuana</i>
Cresswell (Lwc)	Erosionally stable, gently undulating lateritic plains and rises	Leptic Rudosols, Leptic Tenosols, Red and Yellow Kandosols; sandy and earth soils	Mid high open woodland of <i>C. dichromophloia</i> and <i>Corymbia bleeseri</i> with isolated stands of <i>Acacia shirleyi</i>

Name	Landform	Soils	Main vegetation*
Lansen (All)	Long, low, often terraced rises with linear outcrop on prominently bedded sandstones	Leptic Rudosols; commonly shallow soils with surface stone and rock outcrop	Mid high open woodland of <i>E. ferruginea</i> with some <i>Lysiphyllum cunninghamii</i>
Seigal (Als)	Gently undulating to undulating rises with abundant, often linear rocky outcrops	Leptic Rudosols and Leptic Tenosols; often linear rocky outcrops and shallow sandy soils	Mid high open woodland of <i>Eucalyptus miniata</i> , <i>Eucalyptus tetradonta</i> and <i>Eucalyptus ferruginea</i> with <i>Corymbia. dichromophloia</i> and <i>Eucalyptus leucophloia</i>



**Figure 3-4. Map of Land Systems within the survey area**



### 3.3.3 Vegetation

The dominant vegetation types within the survey area are *Eucalyptus* and *Corymbia* communities (in the plains and undulating hills), *Acacia* woodlands/forests, and *Melaleuca* communities (within drainages lowlands, and depressions), Lancewood woodland/forests and Bulwaddy woodlands.

Although not indicated on the NVIS mapping, sections of the survey area were identified during the field survey as tussock grasslands on lateritic plains or alluvial plains. These areas were too small to be picked up at the NVIS scale. These grasslands were surrounded by either *Eucalyptus* or *Melaleuca* woodlands.

Vegetation exhibited impacts from cattle. Understorey grass species showed extensive impact from cattle grazing. Trampling and impacts to the soil surface was also evident.

*Eucalyptus* woodlands containing *Eucalyptus leucophloia*, which occurs on rises (particularly within the lateritic plateau land systems), may provide habitat for Gouldian Finch (see Section 5). This species is one of the preferred nesting trees.

Photos of typical vegetation communities within the survey area are shown below.



Eucalyptus woodlands with tussock understorey



Eucalyptus woodlands with hummock understorey



Corymbia woodlands



Tussock grassland





Melaleuca woodland

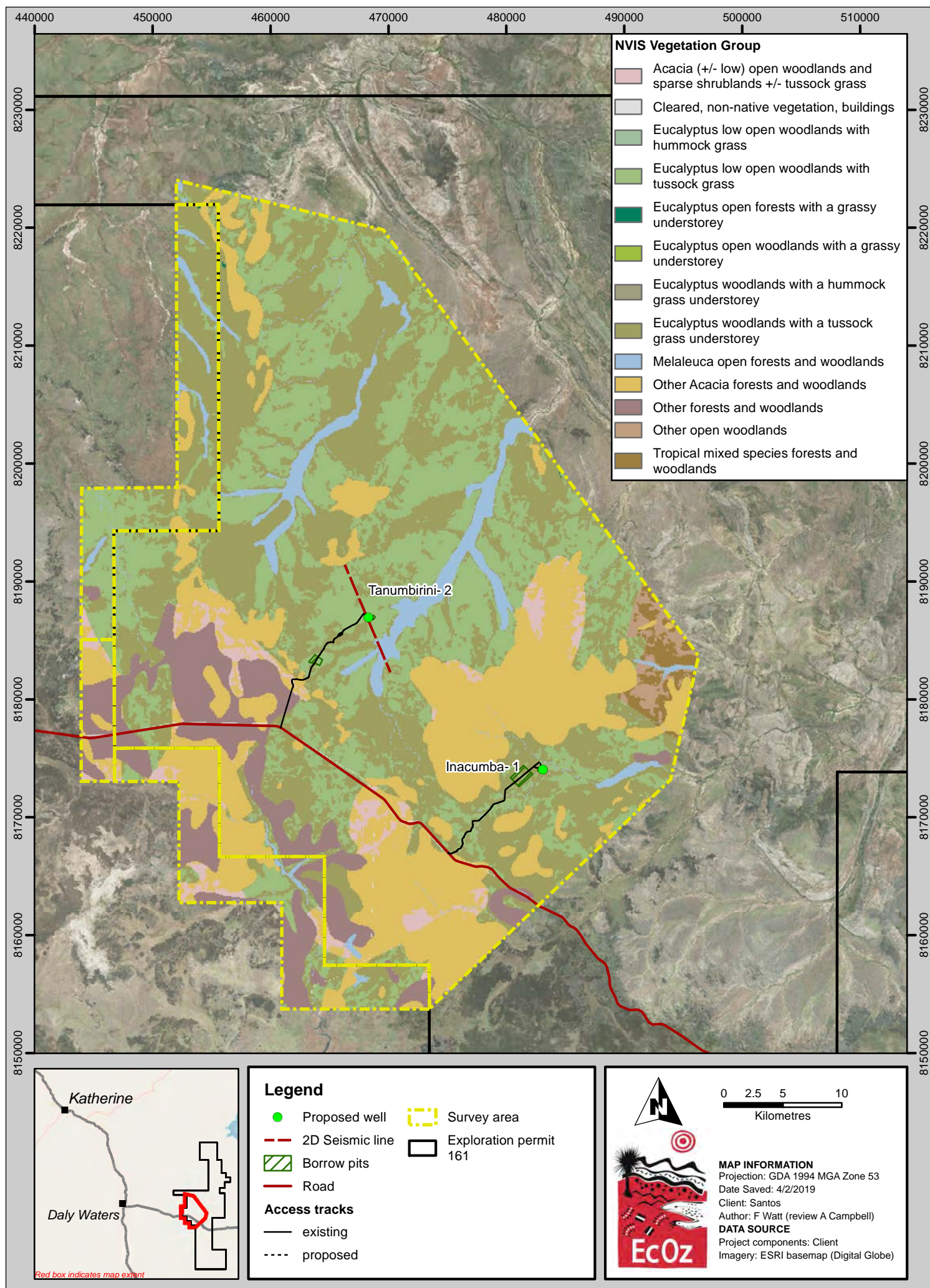


Acacia woodland/forest



Bullwaddy woodland





**Figure 3-5. Map showing NVIS vegetation within the survey area**



### 3.3.4 Sensitive vegetation communities

There was a single sensitive vegetation community type identified within the survey area.

Riparian vegetation occurs along freshwater waterways (ephemeral or permanent). It is a distinct, closed forest community that creates suitable conditions for a range of species (terrestrial and aquatic) by providing shade (DLRM 2013). It covers a relatively small land area and provides unique habitat features and dry season refuge for a range of native fauna species (DLRM 2013).

Six riparian sites were visited during field survey (this is a representative set of sites within the survey area). Typical riparian vegetation in the region consists of *Eucalyptus* and *Melaleuca* communities with tussock grass understoreys. Riparian vegetation within the survey area was confined to the banks of the watercourse and did not extend far into the surrounding country.

Like other areas within the survey area, riparian vegetation exhibited impacts from cattle. Erosion from cattle trampling was evident on the banks of all watercourses visited. Understorey grass species showed extensive impact from cattle grazing; this has likely exacerbated the erosion along the watercourse banks.



Figure 3-6. Photos showing typical riparian vegetation within the survey area



### 3.3.5 Watercourses, wetlands and waterholes

There are no wetlands of international or national significance within the survey area.

There are two ephemeral (seasonal) watercourses within the survey area – Lagoon Creek, and Tanumbirini Creek. Newcastle Creek is also within the survey area. These watercourses are associated with the McArthur land system.

Three permanent waterholes were visited during field survey (those which were accessible using existing access tracks). One of these permanent waterholes, 'Rocky Hole', is used for pastoral operations (water is pumped from this site and it is evidently visited by stock). Rocky Hole is a relatively large waterhole with a sandstone cliff to the upstream end. It is fringed with *Melaleuca* sp. with a tussock grass understorey. Multiple Freshwater Crocodiles (*Crocodylus johnstonii*) were observed within the waterhole, and numerous bird species were utilising this environment.

The second waterhole was a large, elongate waterhole which appeared to have a similar profile to the surrounding watercourse. The waterhole is located between two bands of quartz sandstone outcropping to the north-east of the survey area. The third waterhole was smaller and was surrounded by flat plains. This waterhole was on the same watercourse as Rocky Hole, further upstream.

Aerial imagery indicates that there are multiple other waterholes in the survey area; however, access to these was not possible.

### 3.3.6 Threatened species

There are records for 31 threatened species (Commonwealth and/or Northern Territory-listed) within the two relevant bioregions – 30 fauna and one flora species. It should be noted that the project occurs within Beetaloo Basin, an area which has very few records of threatened species compared to the savanna woodland habitats to the north and in the arid lands to the south (DEWHA 2009).

The key points of the 'likelihood of occurrence' assessment are summarised below and in Table 3-3, and detailed in Appendix B.

- No species were ranked as having a 'high' chance of occurring within the survey area.
- Four species were ranked as having a 'medium' chance of occurring within the survey area.
- Thirteen species were ranked as having a 'low' chance of occurring within the survey area
- Fifteen species were considered to not occur within the survey area.

Only species which have a medium likelihood of occurring within the survey area are considered further in this report.

**Table 3-3. Threatened species ‘Likelihood of Occurrence’ assessment (summary)**

Likelihood	Common name	Scientific name	Group	Status	
				NT	Cth
Medium	Gouldian Finch	<i>Erythrura gouldiae</i>	Bird	VU	EN
	Grey Falcon	<i>Falco hypoleucos</i>	Bird	VU	-
	Crested Shrike-tit (northern subspecies)	<i>Falcunculus frontatus whitei</i>	Bird	-	VU
	Mertens' Water Monitor	<i>Varanus mertensi</i>	Reptile	VU	-
Low	Red Goshawk	<i>Erythrotriorchis radiata</i>	Bird	VU	VU
	Partridge Pigeon (eastern subspecies)	<i>Geophaps smithii smithii</i>	Bird	VU	VU
	Painted Honeyeater	<i>Grantiella picta</i>	Bird	VU	VU
	Australian Painted Snipe	<i>Rostratula (benghalensis) australis</i>	Bird	VU	EN
	Masked Owl (northern subspecies)	<i>Tyto novaehollandiae kimberli</i>	Bird	VU	VU
	Brush-tailed Rabbit-Rat	<i>Conilurus penicillatus</i>	Mammal	EN	VU
	Ghost Bat	<i>Macroderma gigas</i>	Mammal	-	VU
	Carpentarian Antechinus	<i>Pseudantechinus mimulus</i>	Mammal	-	VU
	Pale Field-rat	<i>Rattus tunneyi</i>	Mammal	VU	-
	Bare-rumped Sheath-tail Bat	<i>Saccolaimus saccolaimus (nudiclunatus)</i>	Mammal	-	VU
	Plains Death Adder	<i>Acanthophis hawkei</i>	Reptile	VU	VU
	Mitchell's Water Monitor	<i>Varanus mitchelli</i>	Reptile	VU	-
	Floodplain Monitor	<i>Varanus panoptes</i>	Reptile	VU	-

*Key: EN – Endangered, VU – Vulnerable*

Gouldian Finch, Grey Falcon, Crested Shrike-tit and Mertens' Water Monitor were considered to have a medium likelihood of occurrence. Two of these species (Grey Falcon and Crested Shrike-tit) have broad ranges and utilise woodland habitat that is common to the region. As such, it is considered that an exploratory drilling program or seismic exploration program is unlikely to have any significant impact on these species or their habitat.

There is a single record of Merten's Water Monitor (record date 1993) close to the project area, but south of the Carpentaria Highway. The species is widespread across the NT, occupying all of the Top End river systems (Ward et al. 2006). It occupies edges of freshwater watercourses and lagoons, but is seldom seen far from water (Christian 2004). Any impact from an exploratory drilling or seismic program would only occur if there was significant disturbance to riparian habitat where the species occurred; this is not proposed.

The Gouldian Finch has more specific habitat requirements. In particular, in the late wet season and entire dry season (February to October) the species occurs in rocky hills that support Eucalyptus species commonly referred to as Snappy Gum or Salmon Gum (which provide suitable hollows for nesting purposes). *Eucalyptus leucophloia* is one of these preferred nesting species. Nest sites are between two and four kilometres from small permanent waterholes or springs (O'Malley et al. 2006). Gouldian Finch feed on annual spear grasses and native sorghum (i.e. *Sorghum* species) during this period.

The field survey identified a number of sites where *E. leucophloia* was present. These sites were on hilled areas within the survey area. These sites correlated to land systems that had an identified landform of lateritic plateau. The understorey species consisted of hummock, tussock or a mixture of hummock/tussock grass species. In a number of areas, the habitat was considered long unburnt (there were large spinifex

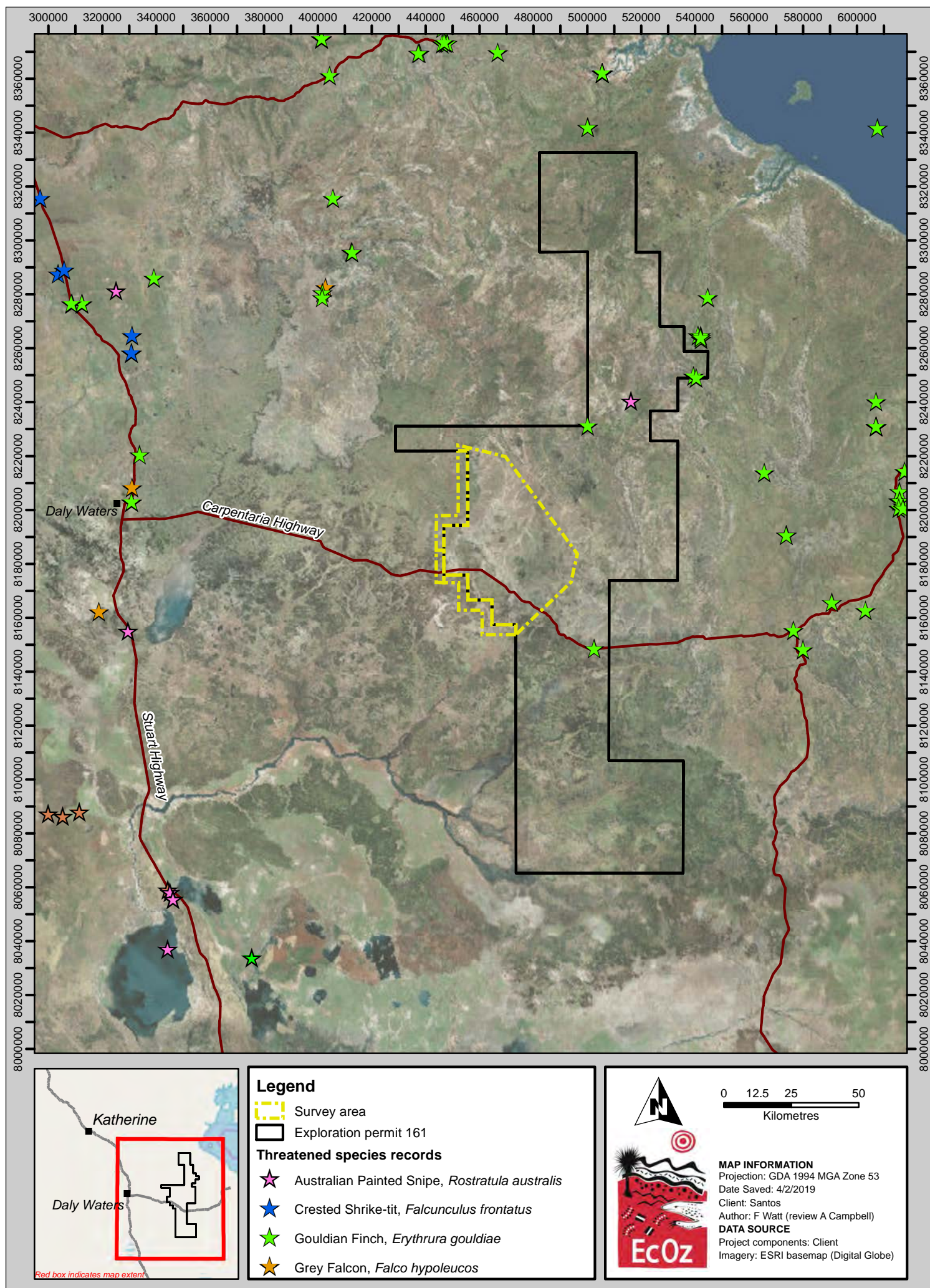
hummocks) and there were considerable hollows that, through preliminary assessment, appeared to be suitable nesting locations.

From the field observations and the available land system mapping of the survey area, Gouldian Finch breeding habitat may occur within the following land systems – Lancewood 2<sup>2</sup>, Inacumba and Bukalara. There are areas of each of these land systems in the survey area.

---

<sup>2</sup> Although *Eucalyptus leucophloia* is not associated with the Lancewood 2 land system in Table 3-2, the field survey identified numerous areas of this within the land system.





Path: Z:\01 EcOz\_Documents\04 EcOz Vantage GIS\EZ19041 - Santos EP161 EMP aspects\01 Project Files\Figure 3-7. Map of proximate records for medium likelihood threatened species.mxd

**Figure 3-7. Map of proximate records for medium likelihood threatened species**

### 3.3.7 Migratory species

A Protected Matters Search Report identified 16 EPBC-listed migratory species as potentially occurring within the survey area. Three of the migratory species were identified by a Likelihood of Occurrence assessment as having a medium likelihood of occurrence in the survey area, and a further eight had a low likelihood of occurrence, the remaining five were assessed as having no likelihood of occurring within the survey area.

When assessing if a project will significantly impact upon a migratory species, the key considerations under the *EPBC Significant Impact Guidelines 1.1* (DOE 2013) are whether an important habitat for a migratory species or an ecologically-significant population of a migratory species is involved. Although the migratory species in question have very different habitats and ecologies, they are all similar in that the project area neither represents important habitat for them, nor are ecologically-significant populations likely to be present.

**Table 3-4. Migratory species 'likelihood of occurrence' assessment (summary)**

Likelihood	Common name	Scientific name	Group
Medium	Fork-tailed Swift	<i>Apus pacificus</i>	Migratory marine bird
	Oriental Plover	<i>Charadrius veredus</i>	Migratory wetland species
	Oriental Pratincole	<i>Glareola maldivarum</i>	Migratory wetland species
Low	Oriental Cuckoo	<i>Cuculus optatus</i>	Migratory marine species
	Barn Swallow	<i>Hirundo rustica</i>	Migratory terrestrial species
	Red-rumped Swallow	<i>Cecropis daurica</i>	Migratory terrestrial species
	Grey Wagtail	<i>Motacilla cinerea</i>	Migratory terrestrial species
	Yellow Wagtail	<i>Motacilla flava</i>	Migratory terrestrial species
	Common Sandpiper	<i>Actitis hypoleucos</i>	Migratory wetland species
	Sharp-tailed Sandpiper	<i>Calidris acuminata</i>	Migratory wetland species
	Pectoral Sandpiper	<i>Calidris melanotos</i>	Migratory wetland species

None of the three species identified as having a medium likelihood of occurring within the survey area are expected to be impacted by an exploratory drilling program. The Fork-tailed Swift would only be found above the survey area as it is an exclusively aerial species. The Oriental Plover and the Oriental Pratincole potentially occur within the survey area, however, these species are unlikely to be impacted by an exploratory drilling program or seismic exploration program as the area of disturbance will be small and the species' preferred habitat covers large areas.

### 3.3.8 Avifauna observations

Thirty-three species were observed within the survey area during field surveys (August 2017) – see Table 3-5. Avian species were recorded in all land systems; however, the majority of records come from areas surrounding the waterholes/watercourses, and the Eucalypt/Corymbia woodlands. No threatened species were observed.



**Table 3-5. List of avian species observed during field surveys**

Double-barred Finch	Brown Honeyeater	Black Falcon
Peaceful Dove	Nankeen Night Heron	Australian Pratincole
Black-faced Wood-swallow	Straw-necked Ibis	Red-tailed Black-Cockatoo
Nankeen Kestrel	Great Bowerbird	Galah
Black Kite	Darter	Zebra Finch
Willy Wagtail	Great Egret	Cattle Egret
Whistling Kite	Mistletoebird	Black-faced Cuckoo-shrike
Diamond Dove	Yellow-tinted honeyeater	Red-backed Fairy-wren
Long-tailed Finch	Plumed Whistling Duck	Apostlebird
Royal Spoonbill	Crested Pigeon	Grey-crowned Babbler
Great Cormorant	Wedge-tailed Eagle	Common Bronzewing

### 3.4 Conclusion and recommendations

The desktop assessment provided broad-scale environmental descriptions and a detailed review of threatened species for the survey area. The next sections outline the recommendations made that should be addressed when considering the final project area of any exploration program.

#### 3.4.1 Land condition

Weed invasion and spread is a key risk to biodiversity values and pastoral activities. Exploration activities can be a vector for the transport of weed material. A number of weeds are present within the region and the Katherine Region Weed Management Plan 2015-2020 identifies priority weeds.

#### 3.4.2 Biodiversity values

The following biodiversity values were identified by desktop assessment and limited field survey.

##### ***Sensitive vegetation***

The survey area supports one sensitive vegetation type – riparian vegetation. Riparian vegetation was observed within the survey area and is likely located at multiple locations along the two major watercourses. At the sites surveyed, riparian vegetation was limited to the immediate stream banks (i.e. it did not extend far from the watercourse). Given its confined extent, it is likely that riparian vegetation can be avoided by an exploratory drilling program.

##### ***Watercourses, wetlands and waterholes***

The survey area supports some permanent freshwater waterholes. The waterholes (particularly Rocky Hole) support much higher biodiversity values than the surrounding area; they should be avoided by any drilling or seismic exploration program.

##### ***Threatened species***

The survey area potentially supports populations or habitat for the following four threatened species (listed under the *TPWC Act* and/or the *EPBC Act*)

- Gouldian Finch
- Grey Falcon
- Crested Shrike-tit

- Mertens' Water Monitor

As two of these species (Grey Falcon and Crested Shrike-tit) have broad ranges and utilise woodland habitat that is common to the region, it is considered that an exploratory drilling or seismic exploration program is unlikely to have any significant impact on these species or their habitat.

The Gouldian Finch has more specific habitat requirements. There was potential habitat for the species found within the survey area. These areas were associated with hilled regions where there was *Eucalyptus leucophloia* present (nesting habitat).

Potential impacts to this species will be associated with clearing vegetation for drill pads, roads, and other related infrastructure; with the main direct impact being removal of current (or potential) nest sites. If the project avoids areas of Snappy Gum (*Eucalyptus leucophloia*), then there will not be a significant impact to the species. Even if areas of Snappy Gum need to be removed for project operations, it is unlikely that there will be a significant impact on the species; however, this should be confirmed prior to operations.

If more extensive works are proposed to be undertaken (for example a production operation), it is recommended that further work be undertaken to assess the risk and impact to Gouldian Finch. The steps involved in such work are outlined below:

- Phase 1: Conduct a habitat suitability assessment (desk-based assessment), which will include inspection if the proposed disturbance area falls within the land systems containing suitable habitat.
- Phase 2: If potential habitat is suspected to occur, follow up with on-ground studies to refine habitat features and update the 'likelihood of occurrence' assessment for the specific disturbance sites. For this species, the on-ground studies should also include a survey for evidence of Gouldian Finch (i.e. direct observation, potential nest sites, viable food resources, proximity to dry season water supply) and also characterisation of nesting habitat based on known hollow requirements. These surveys can be conducted at any time of year. Surveys should include a detailed habitat assessment of the site.
- Phase 3: If the habitat assessment indicates it is possible that Gouldian Finch inhabit the site, and if the habitat cannot be avoided from disturbance activities, more intensive survey methodology will be required to provide a more rigorous interrogation of the species' likelihood of occurrence. Standard survey techniques applicable for Gouldian Finch detection will be to undertake surveillance (i.e. stake-outs) on the suspected nest sites to determine if they are active, and if they belong to Gouldian Finch. Confirmed nest sites will be considered to be significant, and potential nest sites will also be considered to be significant if 'flyover' sightings are observed in the area. These surveys should occur in the late wet to mid dry season to ensure that breeding populations are encountered.

The abovementioned methods align with the *Survey Guidelines for Australia's Threatened Birds* (Commonwealth of Australia 2010).

### ***Migratory species***

Although there are three migratory species identified as having a medium likelihood of occurring within the survey area, it is not expected that an exploratory drilling program or seismic exploration program will have a significant impact on the species.

### **3.4.3 Recommendations**

The biodiversity values mentioned in this document are either associated with habitat types that can be avoided (i.e. riparian vegetation) or that will not be significantly impacted through an exploratory drilling program or seismic exploration program (i.e. threatened species) due to the small area of disturbance.

Given the results of the biodiversity values assessment contained within this report, the following recommendations are made to minimise environmental impact:

- Ensure that the minimum setback distance as per the *Land Clearing Guidelines* are met to avoid impact to sensitive vegetation. These buffers should be measured from the boundary of the disturbance area to the edge of the riparian vegetation (rather than from the drill site/well head).
- Where possible, locate drill sites and seismic exploration activities within lateritic plains land systems, as field surveys and 'likelihood of occurrence' assessment indicated that these systems are the least likely to provide significant habitat for threatened species.
- Where possible, avoid impacts to Snappy Gums (*E. leucophloia*) (located primarily in the lateritic plateau land system but can occur on any rise); this will minimise any impact to Gouldian Finch.
- Prior to more-intensive works, further assessment of habitat for Gouldian Finch and potential impact to this species should be undertaken. This would include desktop assessment and on-ground studies, and assessed in relation to a project area (see Section 3.3.6).
- Prior to any works being undertaken ensure that appropriate weed management procedures are in place. All vehicles and equipment should be certified weed free prior to entry onto the property.
- Undertaking a weed survey at exploratory drilling sites and/or seismic exploration sites and along access tracks would provide baseline data. This would enable Santos to ensure that activities do not introduce or spread weeds.



## 4 FIELD ASSESSMENT

### 4.1 Purpose and scope

Santos has identified a project area for the 2019 exploration program (Section 2). Field assessments were undertaken in 2018 to address the recommendations of the desktop assessment. Particularly:

- Undertaking a weed survey at exploratory drilling and/or seismic exploration sites and along access tracks would provide baseline data. This would enable Santos to ensure that activities do not introduce or spread weeds.
- Prior to more intensive works being undertaken, it is recommended that further assessment of habitat for Gouldian Finch and potential impact to this species be undertaken. This would include desktop assessment and on-ground studies and would be assessed in relation to a project area
- As the identified exploration activities may intersect watercourses that may support sensitive vegetation in the form of riparian vegetation, Santos required the location of any sensitive vegetation to be identified so that potential impact to these communities could be avoided or minimised during exploration.

The project area is within the 2018 survey areas, as discussed in Section 2 and depicted in Figure 2-1.

### 4.2 Weed survey

#### 4.2.1 Background

There are three classes of weeds declared under the NT *Weeds Management Act*, some of which are also considered Weeds of National Significance (WoNS). These weed classes, categorised based on the risk of impact and how difficult they are to control, are:

- Class A – to be eradicated
- Class B – growth and spread to be controlled
- Class C – not to be introduced into the NT (all Class A and B weeds are also Class C).

Weed surveys within EP 161 focused on the weed species already recorded on the property (see Table 4-1). Potential weeds of concern within the Katherine Region, outlined in the Katherine Regional Weed Management Plan 2015-2020 (DLRM 2015), were also considered (see Table 4-2).

**Table 4-1. Declared weed species recorded within the EP**

Common name	Scientific name	NT Class
Hyptis	<i>Hyptis suaveolens</i>	B/C
Rubber Bush <sup>3</sup>	<i>Calotropis procera</i>	B/C
Spinyhead sida	<i>Sida acuta</i>	B/C
Sicklepod	<i>Senna obtusifolia</i>	B/C

<sup>3</sup> Although Rubber Bush is only declared south of 16°30' S, it was included in this list as current exploration areas are just north of this latitude and EP161 area crosses this line of declaration.

**Table 4-2. Potential weeds within the project area**

	Common name	Scientific name	NT Class	WoNS
<b>Katherine region priority weeds</b>	Mesquite*	<i>Prosopis spp.</i>	A/C	Y
	Prickly acacia*	<i>Vachellia nilotica</i>	A/C	Y
	Parkinsonia	<i>Parkinsonia aculeata</i>	B/C	Y
	Chinee Apple*	<i>Ziziphus mauritiana</i>	A/C	
	Mimosa*	<i>Mimosa pigra</i>	A/C	Y
	Bellyache Bush*	<i>Jatropha gossypifolia</i>	A/C <sup>4</sup>	Y
	Gamba Grass*	<i>Andropogon gayanus</i>	A/C	Y
	Neem*	<i>Azadirachta indica</i>	B/C	
	Grader grass*	<i>Themeda quadrivalvis</i>	B/C	Y
	Snake weed	<i>Stachytarpheta spp.</i>	B/C	
	Devils Claw	<i>Martynia annua</i>	A/C	
<b>Other declared weeds</b>	Parthenium <sup>5</sup>	<i>Parthenium hysterophorus</i>	A/C	Y
	Starburr	<i>Acanthospermum hispidum</i>	B/C	
	Mossman River Grass	<i>Cenchrus echinatus</i>	B/C	
	Spiny-head Sida	<i>Sida acuta</i>	B/C	
	Flannel Weed	<i>Sida cordifolia</i>	B/C	
	Paddy`s Lucerne	<i>Sida rhombifolia</i>	B/C	
	Caltrop	<i>Tribulus terrestris</i>	B/C	
	Noogoora Burr	<i>Xanthium strumarium</i>	B/C	
	Khaki Weed	<i>Alternanthera pungens</i>	B/C	

\* indicates weeds with an associated weed management plan

EcOz liaised with the Department of Environment and Natural Resources (DENR) Weeds Management Branch to confirm that the lists of species in Table 4-1 and Table 4-2 were comprehensive. The Weeds Management Branch agreed that the lists covered all weeds for which surveys should be conducted, whilst noting it was the wrong time of year (November) to survey for some weeds, e.g. Parthenium and Grader Grass.

The Weeds Management Branch were also consulted on the survey approach. The agreed approach was to walk all disturbance areas to search for weeds. The Weeds Management Branch also suggested surveying surrounding areas adjacent to the project area, i.e. infrastructure and access tracks, as any disturbance may provide opportunity for the establishment of weed seeds present within the soil.

<sup>4</sup> Bellyache bush classification depends on its location within the NT; the EP is within the Class A eradication zone.

<sup>5</sup> Parthenium, previously eradicated from the NT, has recently been recorded in the Katherine region.

## 4.2.2 Methods

Weed species were recorded according to data attributes outlined in the NT Weed Data Collection Manual (*Weed Management Branch NT 2015*) and included the following:

- Weed species name (using two letter initials)
- Patch size (m): 5, 20, 50, 100
- Density (%): 1 = absent  
2 = <1  
3 = 1 - 10  
4 = 11 - 50  
5 = >50
- Seed occurrence (seed dropped): S

## 4.2.3 Results

The baseline weed survey recorded 48 occurrences of a total of five declared weed species. The number of occurrences of each weed species is shown in Table 4-3, the location of weed records is shown in Figure 4-1. The majority of weeds occurred along station tracks.

Hyptis was the most abundant weed recorded, with 35 records, and had the broadest distribution. It was recorded primarily along access tracks and at watering points, with a few small patches of low density recorded within 5 km of Tanumbirini-2 well location and within the 500 m buffer.

One patch of Rubber Bush was found in paddocks adjacent to a station track Figure 4-1. The patch was relatively dense in a disturbed area, and appeared to extend into the paddock to the south west. Individuals in the patch were flowering and four plants were observed to have seed present. It is likely that seed is contained in the soil in the station track adjacent to the infestation. Although not declared at this location, it can cause significant environmental and financial damage. It is a declared weed south of the Carpentaria Highway – including in areas of EP161. The track adjacent to the infestation is not part of the project area, however, the infestation is noted here for benefit of planning future activities.

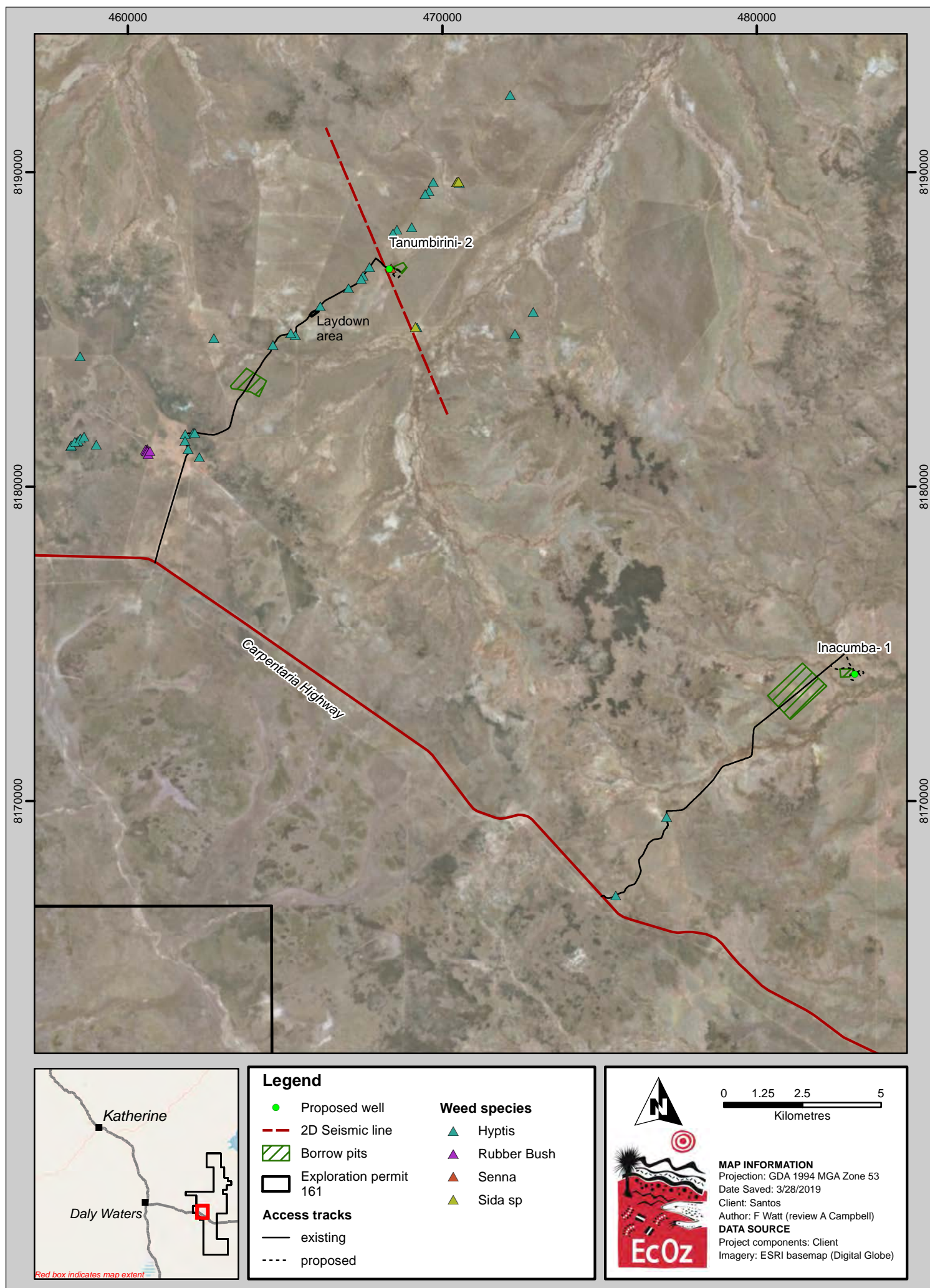
Surveyed patches of *Sida* sp. were only recorded at cattle watering points (Figure 4-1).

**Table 4-3. Declared weed species with Tanumbirini-2 survey area**

Common name	Scientific name	NT Class	No. of records	Seeded
Hyptis	<i>Hyptis suaveolens</i>	B and C	35	4 plants
Rubber Bush	<i>Calotropis procera</i>	B and C <sup>6</sup>	7	4 plants
Sida sp	<i>Sida</i> sp	B and C	4	None
Sicklepod	<i>Senna obtusifolia</i>	B and C	1	None

No weeds were observed within 500 m buffer of the Inacumba-1 well site. Two records of *Hyptis suaveolens*, were recorded along access track option 1 and 2. The location of recorded weeds is shown in Figure 4-1.

<sup>6</sup> South of 16°30'S



Path: Z:\01 EcOz\_Documents\04 EcOz Vantage GIS\EZ19041 - Santos EP161 EMP aspects\01 Project Files\Figure 3-2. Location of weed occurrences within or adjacent to 2019 exploration program area.mxd

**Figure 4-1. Weed occurrences within, or adjacent to, project area**



## 4.3 Threatened species habitat

### 4.3.1 Background

The desktop assessment determined that Gouldian Finch (*Erythrura gouldiae*) had a medium chance of occurring with the survey area (which included the project area) (Section 3.2.5). Gouldian Finch is listed as endangered under both the *Environment Protection and Biodiversity Conservation Act (EPBC Act)* (1999) and the *Territory parks and Wildlife Conservation Act (TPWC Act)*.

The critical components of suitable habitat for the Gouldian Finch vary seasonally. In the dry season, the critical components are hollow-bearing Eucalyptus trees (especially *E. tintinnans*, *E. brevifolia* and *E. leucophloia*) (Higgins et al. 2006; O'Malley 2006; Tidemann 1996; Tidemann et al. 1999) with an understorey of the favoured annual grass (*Sorghum* spp., *Schizachyrium* spp.) and a nearby (within 4 km) source of surface water. In the wet season, Gouldian finches rely on a variety of perennial grass species, and birds will move from area to area as the seeds from each species become available (Dostine and Franklin 2002; Dostine et al. 2001).

The breeding season extends from February to April, with a longer season (January to August) in years of extended wet season rainfall (Woinarski & Tidemann 1991; Tidemann & Woinarski 1994; Tidemann et al. 1999). Individuals or groups appear first to select patches of habitat with high densities of potential nesting sites, and breeding pairs then select specific nest sites based on a suite of preferred hollow morphometric attributes (Brazill-Boast et al. 2010).

The field inspections as part of the previous study (EcOz 2017) identified a number of sites where *E. leucophloia* was present on hilled areas within EP 161. The understorey species at these sites consisted of hummock, tussock or a mixture of hummock/tussock grass species. In a number of areas, the habitat was considered long unburnt (given the presence of large spinifex hummocks) and there were considerable hollows, which, through preliminary assessment, appeared to be suitable nesting locations.

### 4.3.2 Methods

Surveyors marked any occurrence of *E. leucophloia* within the project area. At each patch of *E. leucophloia* the following information was recorded:

- Tree density
- Tree heights (m)
- Type of trunk (single or 'Mallee')
- Hollow heights (m)
- Number of hollow > 25 mm
- General hollow angle
- Understorey vegetation description
- Fire impact

The habitat suitability of each patch of *E. leucophloia* for Gouldian Finch was categorised based on these characteristics.

### 4.3.3 Results

There are few patches of *E. leucophloia* within the project area. There is a small patch of *E. leucophloia* within the 500 m buffer of Tanumbirini-2. There are an additional nine patches of *E. leucophloia* within 5 km of Tanumbirini-2; the linear transects radiating out from Tanumbirini-2 crossed seven patches, and another two patches were observed opportunistically. The locations of *E. Leucophloia* patches detected during the survey, both within and outside the project area, are shown in Figure 4-2.

The access track to Tanumbirini-2 passed through a patch of *E. leucophloia*; however, this patch will not be disturbed by the project area. Similarly, the access track to Inacumba-1 passes by a patch of *E. leucophloia* that will not be disturbed by the project area.

There were no *E. leucophloia* trees within the 500 m buffer of the Inacumba-1 well site, nor will the use of the access track to Inacumba-1 result in the removal of any *E. leucophloia* trees.

The few patches of *E. leucophloia* represented typical open-woodland to woodland vegetation communities. The characteristics of six patches and the derived habitat suitability is shown in Table 4-4 (these patches were representative of the nine crossed by the linear transects). Although unconfirmed, it is likely that the patches are within 4 km of water given the number and location of stock watering points in addition to the small residual pools, which were present within the ephemeral drainages.

*E. leucophloia* trees within the survey area most commonly showed a 'mallee-like' growth form (i.e. many thin trunks emanating from a common base). The number of hollows per tree was between zero and five across all patches. However, the number of hollows greater than 25 mm was low in all but one patch (discussed below). In all cases, the *E. leucophloia* patches had a tussock grass understorey with minimal signs of recent fire impact.

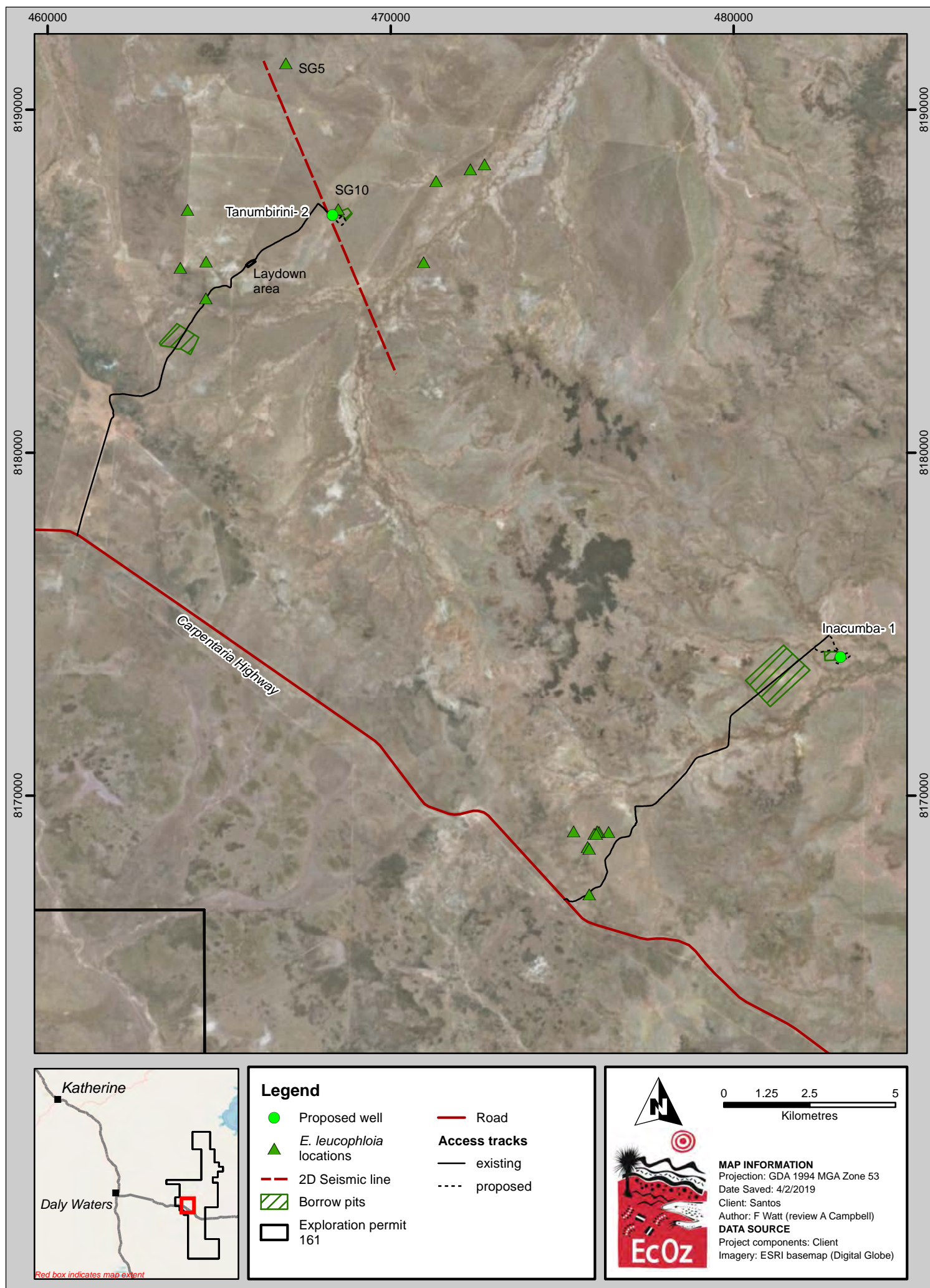
One patch (SG5) consisted of trees with single, larger trunks. Trees within this patch were relatively dense (40/ha) compared to other patches intersected. The number of hollows per tree were generally consistent with other patches; however, a larger percentage of hollows were greater than 25 mm wide.

No threatened species were observed during surveys. Long-tailed Finches were observed at a number of locations during the survey, and were consistently found at stock watering points. Anecdotal evidence suggests that Gouldian Finches do, or at least have occurred on Tanumbirini Station (and within EP161); however, they are more likely to occur in the northern sections – well outside the project area.

### ***Habitat suitability assessment***

The results of previous studies have shown that Gouldian Finches have strong preferences for specific hollow characteristics (Brazill-Boast 2010, Tidemann et al. 1992). Based on Brazill-Boast et al (2010), Gouldian Finches select hollows that are located in living tissue, are located in robust trees, are high off the ground, have smaller entrances, are deep into the trunk, and are close to horizontal. Studies investigating suitability of habitat for Gouldian Finch have found that density of hollows in preferred nesting habitat for the species is 4.6 hollows per hectare (Brazill-Boast et. al 2011) and 2 to 27 per hectare (Gibbons and Lindenmayer 2002).

Given these findings, although it is unknown whether these patches are used by nesting Gouldian Finches, three patches (SG8, SG9 and SG5) do present habitat that could be used by the species. Although there were hollows present, SG2 is not considered suitable habitat as only one hollow larger than 25 mm was found. Only two patches (SG5 and SG10) are intersected by the project area. SG5 is considered the best habitat for the species, as there were more hollows greater than 25 mm, tree density was high, the trees were single stemmed rather than mallee-like and the hollows were roughly horizontal. There are no hollows present within patch SG10, thus it is not considered suitable Gouldian Finch nesting habitat.



Path: Z:\01 EcOz\_Documents\04 EcOz Vantage GIS\IEZ19041 - Santos EP161 EMP aspects\01 Project Files\Figure 4-1. Location of *E. leucophloia* patches near 2019 exploration program area.mxd

**Figure 4-2. Location of *E. leucophloia* patches near the project area**

Table 4-4. Habitat characteristics of *E. leucophloia* patches within survey area.

Patch	Tree density (#/ha)	Tree heights (m)	Trunk type	Hollows per tree	Hollow heights (m)	Number hollows > 25 mm	General hollow angle	Vegetation	Fire impact	Suitability
SG8	4	8	Mallee	5	2 - 5	2*	45°	Open woodland of <i>Hakea sp</i> and <i>Acacia sp</i> over Tussock grassland	Nil	Moderate
SG9	7	8	Mixed	1 – 3	2 - 5	5*	90°	Sparse <i>Acacia</i> spp. shrubland over Tussock grassland	Nil	Moderate
SG2	10	6	Mallee	3	1 – 3	1*	40°	Sparse mid-story of <i>Hakea</i> spp. over Tussock grassland	-	Low
SG10	4	6	Mallee	0	N/A	N/A	N/A	<i>Themeda triandra</i> and <i>Heteropogon contortus</i>	Nil	Low
SG4	8	6 -7	Mixed	0	N/A	N/A	N/A	<i>Themeda triandra</i> and <i>Heteropogon contortus</i>	Nil	Low
SG5	40	6	Single	3 – 4	2.5 – 5	50% of hollows	90°	<i>Acacia</i> sp and <i>Grevillea</i> sp. over Tussock grassland, some <i>Themeda triandra</i>	Nil	High

\* - total number of hollows (indicating percentage hollows > 25 mm is low)



## 4.4 Riparian and sensitive vegetation

### 4.4.1 Background

Significant or sensitive vegetation communities are described in the *NT Land Clearing Guidelines* (NRETAS 2010). They are vegetation communities that are distinct and limited in extent or support important ecological values, and include rainforest, vine thicket, closed forest or riparian vegetation, mangroves, monsoon vines forest, sand-sheet heath and vegetation containing large trees with hollows suitable for fauna.

Within the project area, riparian vegetation is the most likely sensitive vegetation community to occur. Where it comprises sensitive vegetation, riparian vegetation is a distinct, closed forest community that creates suitable conditions for a range of species (terrestrial and aquatic) by providing shade (DLRM 2013). It covers a relatively small land area, provides unique habitat features and dry season refuge for a range of native fauna species, and is important for maintaining bank stability and reducing erosion (DLRM 2013).

Initial site visits determined that such closed forest community riparian vegetation was present within the survey area (Figure 4-3 left). Analysis of aerial imagery indicates the project area crosses ephemeral watercourses; however, not all the vegetation along these watercourses should be considered a sensitive riparian community. The majority of vegetation along the ephemeral watercourses in the area is an extension of the surrounding vegetation communities, or consists of species not found in the surrounding vegetation (e.g. *Eucalyptus camaldulensis*) but is sparse and does not provide the habitat characteristics or bank stabilising properties of sensitive riparian vegetation communities (Figure 4-3 right).

In this report, two terms are used to describe vegetation along a watercourse:

- Riparian vegetation – vegetation considered sensitive under the *NT Land Clearing Guidelines* (e.g. Figure 4-3 left).
- Drainage line vegetation – vegetation along a drainage line but not considered sensitive riparian vegetation under the *NT Land Clearing Guidelines* (e.g. Figure 4-3 right).



**Figure 4-3. Examples of sensitive riparian vegetation (left) and drainage line vegetation (right).**

Field surveys were undertaken to determine where the project area intersected riparian vegetation and drainage line vegetation.

#### 4.4.2 Methods

Surveyors recorded the location of riparian and drainage line vegetation on a handheld GPS when encountered along the survey transect, and the dominant upper strata species of the vegetation. Photographs were taken to confirm the presence of drainage channels and any vegetation present along the drainage channel.

Waypoints were loaded into an ArcGIS project to indicate the location of riparian and drainage line vegetation on aerial imagery (ESRI Base maps). Inside the 500 m well buffers, aerial imagery at a 1:10,000 scale was used to differentiate riparian and drainage line vegetation from surrounding vegetation types. Polygons were drawn to delineate patch boundaries; polygons were created for both riparian vegetation and drainage line vegetation.

#### 4.4.3 Results

There is a patch of riparian vegetation along the edge of drainage channels within the southern sections of the Inacumba-1 survey area. *Eucalyptus camaldulensis* and *Terminalia bursarina* are the dominant species in this open woodland community. This vegetation is associated with Inacumba Creek, a minor watercourse of stream order three. There is also a patch of drainage line vegetation extending from the north of the survey to the south east. This vegetation community consists of *Eucalyptus camaldulensis* and *Terminalia bursarina*, as well as *Eucalyptus pruinosa*, a species that dominates the surrounding open woodland within the Inacumba-1 survey area.

The location of riparian and drainage areas has been mapped for the Inacumba-1 survey area and is shown in Figure 4-5. Photos of riparian and drainage line vegetation within Inacumba-1 are shown in Figure 4-4.

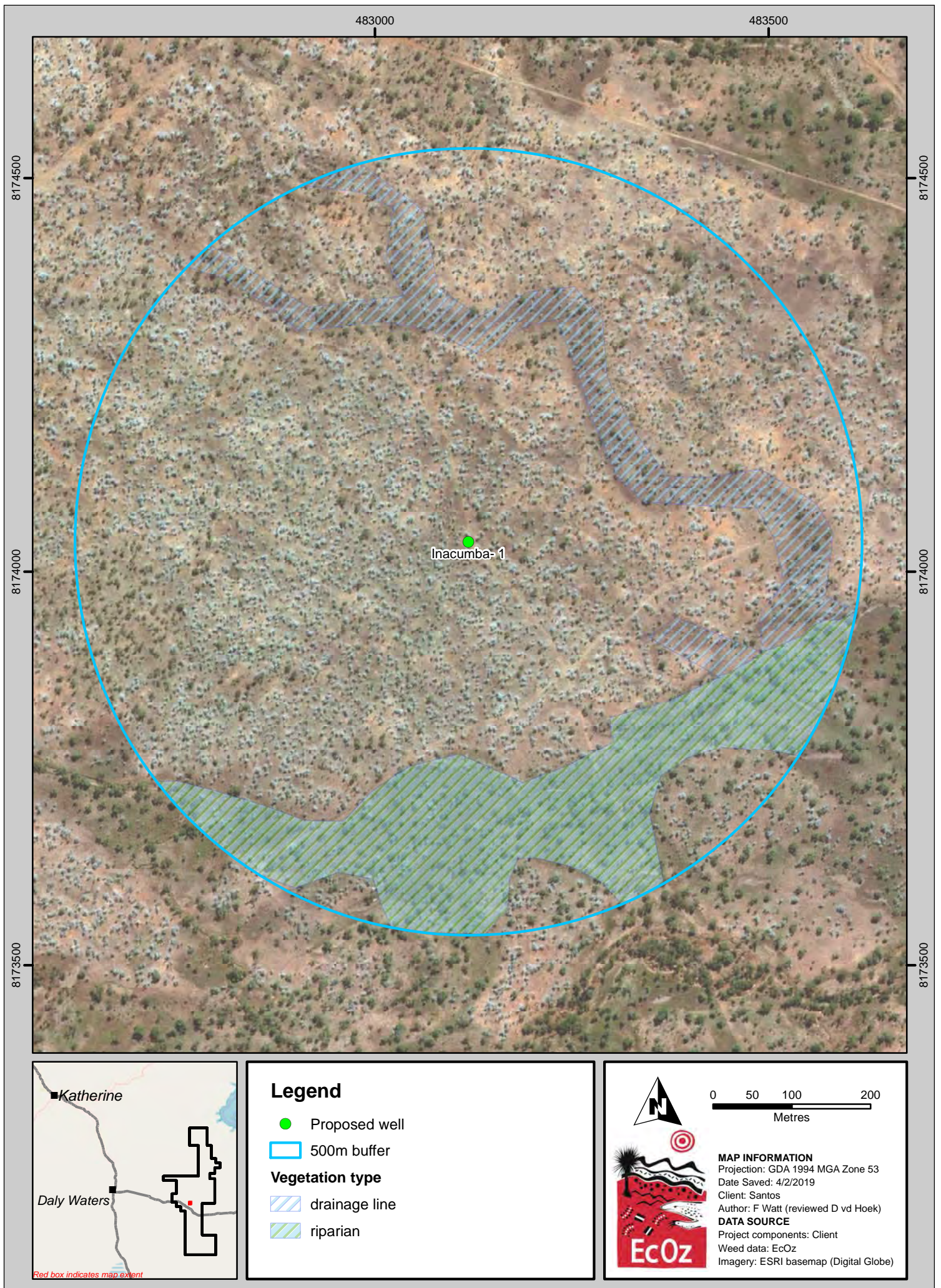


**Figure 4-4. Photos of riparian (left) and drainage line (right) vegetation within Inacumba-1 survey area**

The vegetation intersected by linear transects radiating out from Tanumbirini-2 at watercourse crossings comprised primarily a narrow strip of *Eucalyptus camaldulensis* in the upper-storey. Canopy cover along this strip is higher than the surrounding woodland and open plains; however, visual inspection did not indicate that canopy foliage cover was sufficiently dense for the vegetation to be classified as a forest community.

Height of upper-storey of riparian vegetation was between 5 and 10 metres. There was limited mid-storey vegetation at any of the watercourse crossing sites. Ground cover comprised tussock grasses consistent with the surrounding vegetation community. Vegetation at a number of drainage lines did not show any distinction between that of the surrounding landscape. Photos of vegetation at locations watercourses are shown in Figure 4-6.





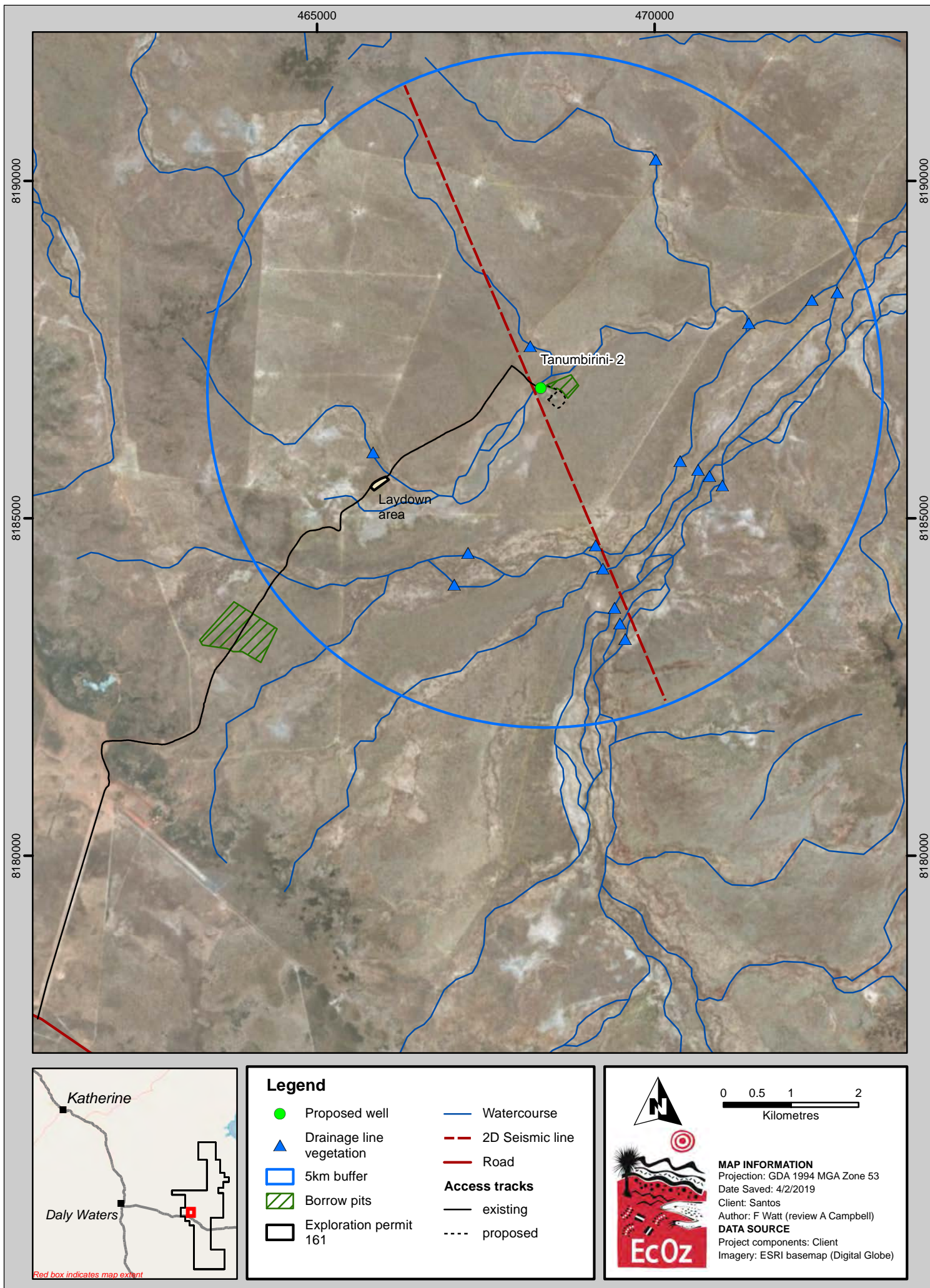
Path: Z:\01 EcOz\_Documents\04 EcOz Vantage GIS\IEZ19041 - Santos EP161 EMP aspects\01 Project Files\Figure 5-2. Location of riparian and drainage line vegetation within Inacumba 1\_1H survey area.mxd





**Figure 4-6. Photos of drainage line vegetation along transects radiating from Tanumbirini-2**





Path: Z:\01 EcOz\_Documents\04 EcOz Vantage GIS\IEZ19041 - Santos EP161 EMP aspects\01 Project Files\Figure 5-5. Map showing locations of drainage line vegetation along transects from Tanumbirini- 2.mxd

**Figure 4-7. Map showing locations of drainage line vegetation along transects from Tanumbirini- 2**

## 4.5 Discussion

Surveys within the project area were completed targeting:

- Listed weed species
- Threatened species habitat and incidental species observations
- Sensitive vegetation

Weed diversity within the project area is low, with only five weed species recorded. Weeds are also at low densities except for Hyptis, which also occurs outside the project area and is common throughout the region. There is one patch of Rubber Bush beside an access track; however, this track is not part of the project area. The majority of weeds were recorded along access tracks or at stock watering points. Although it is likely that there is Hyptis seed within the station access tracks, the species is currently wide spread along the access tracks likely to be used in exploration activities.

The project area intersects two patches of *E. leucophloia*. The *E. leucophloia* patches, although relatively small should be considered as potential Gouldian Finch habitat. Although the density of trees with SG5 is relatively high, densities of *E. leucophloia* is such that seismic activities should be able to avoid impacting trees. In the event that a tree does need to be removed for seismic activities, it is likely that only a small number of trees will be affected. Best practice environmental management of minimising the disturbance to the smallest extent required should be employed as routine; however, it is not considered that specific management controls be undertaken.

The vegetation along the watercourses crossed by the 2D seismic line, although denser than surrounding communities, is not considered to be a riparian forest community and, as such, not sensitive vegetation. The vegetation is also sparse enough that the vehicles involved in 2D seismic exploration should be able to avoid impact to vegetation along drainage lines. Minimising the disturbance to vegetation along the drainage lines will help maintain stability of the watercourses, reduce sedimentation and retain wildlife habitat.

Patches of riparian vegetation were recorded within the southern section of Inacumba-1. Clearing within these areas should be avoided if possible to minimise the risk of erosion and sediment transfer within these areas during periods of concentrated overland flow. The appropriate buffers, as detailed in the *NT Land Clearing Guidelines*, should be applied.

EcOz makes the following recommendations for the 2019 exploration activities:

### Weeds

- All vehicles involved in exploration activities should be certified weed free prior to entering Tanumbirini Station.
- Weeds should be surveyed and controlled according to the requirements outlined within the Santos – Weed Management Plan – EP 161 (EcOz, 2019)

### Gouldian Finch

- Avoid removal of *E. leucophloia* trees within the patches along the 2D seismic line. This should be achievable through the design of the seismic survey (i.e. vehicles weave through trees) without specific management controls. If significant numbers of trees are to be removed, consideration should be given to having environmental staff on site to identify ways to minimise impact to *E. leucophloia*.
- Although considered unlikely, if Gouldian Finches are observed incidentally during further environmental assessments (such as post Wet Season weed assessment) or project activities, Santos will engage experienced ecologists to complete further assessment. This may include population characterisation or further habitat assessment.

### Sensitive vegetation

- Clearing within areas mapped as riparian vegetation within Inacumba-1 buffer should be avoided where possible.

### Borrow pits

- Prior to disturbance of areas for the extraction of borrow material, environmental staff (either from Santos or a consultant) should ensure that there are no significant environmental values in the final areas selected.

Although there is not expected to be any impact to Mertens' Water Monitor, if the species are observed incidentally during further environmental assessments (such as post Wet Season weed assessment) or project activities, Santos will engage experienced ecologists to complete further assessment.

## 5 REFERENCES

- Baker, B, Price, O, and Woinarski, J, (2005), *Northern Territory Bioregions – assessment of key biodiversity values and threats*, Biodiversity Group, Biodiversity Conservation, Department of Natural Resources Environment and the Arts, Darwin, Northern Territory.
- Brazill-Boast J, Pryke SR and Griffith SC, 2010, 'Nest-site utilisation and niche overlap in two sympatric, cavity-nesting finches', *Emu*, 110, pp. 170-177.
- Brazill-Boast J & Pryke SR, 2011, 'Breeding habitat selection in the endangered Gouldian Finch (*Erythrura gouldiae*) at two spatial scales', *Emu*, 111(4) 304-31.
- Christian, K. (2004). *Varanus mertensi*. In: Pianka et al. (eds.). *Varanoid lizards of the world*. Indiana University Press, Bloomington, Indianapolis.
- Department of Natural Resources, Environment, The Arts and Sport (NRETAS), 2010, Land clearing guidelines, Department of Natural Resources, Environment, The Arts and Sport, Darwin. Northern Territory, viewed online 01 September 2018, [https://nt.gov.au/\\_data/assets/pdf\\_file/0007/236815/land-clearing-guidelines.pdf](https://nt.gov.au/_data/assets/pdf_file/0007/236815/land-clearing-guidelines.pdf)
- Dostine PL and Franklin DC, 2002, A comparison of the diet of three finch species in the Yinberrie Hills area, Northern Territory. *Emu*, 102, 159-164.
- Dostine PL, Johnson GC, Franklin DC, Zhang Y and Hempel C, 2001, Seasonal use of savanna landscapes by the Gouldian finch, *Erythrura gouldiae*, in the Yinberrie Hills area, Northern Territory, *Wildlife Research* 28, 445-458.
- EcOz 2018a, Ecology report – EP161 work program 2018, prepared for Santos.
- EcOz 2018b, Inacumba bore weed survey and sensitive vegetation assessment, prepared for Santos.
- EcOz 2019, Weed management plan EP161, prepared for Santos
- Gibbons, P & Lindenmayer, D (2002), *Tree Hollows and Wildlife Conservation in Australia*, CSIRO publishing, Collingwood, Victoria.
- Higgins PJ, Peter JM and Cowling SJ (eds), 2006, 'Boatbill to Starlings', In: *Handbook of Australian, New Zealand and Antarctic Birds Volume 7*, Oxford University Press, Melbourne, Victoria.
- O'Malley C, 2006, '*National Recovery Plan for the Gouldian Finch (Erythrura gouldiae)*', WWF Australia, Sydney and Parks and Wildlife Northern Territory, Department of Natural Resources, Environment and the Arts, Northern Territory Government, Palmerston.
- Tidemann SC, 1996, Causes of the decline of the Gouldian Finch (*Erythrura gouldiae*), *Biological Conservation International*, 6, pp. 49–61.
- Tidemann SC, Lawson C, Elvish R, Boyden J & Elvish J, 1999, 'Breeding biology of the gouldian finch *Erythrura gouldiae*, an endangered finch of northern Australia', *Emu*, 99, pp. 191-199.
- Tidemann SC, and Woinarski JCZ, 1994, 'Moult characteristics and breeding seasons of Gouldian *Erythrura gouldiae*, Masked Poephila personata and Long-tailed Finches *P. acuticauda* in savannah woodland in the Northern Territory', *Emu*, 94: pp. 46–52
- Ward, S., Woinarski, J., Griffiths, T. and McKay, L. (2006). *Threatened Species of the Northern Territory - Mertens Water Monitor - Varanus mertensi*. Northern Territory Department of Environment and Natural Resources. [online] Available at: [https://nt.gov.au/\\_data/assets/pdf\\_file/0018/206460/mertens-water-monitor.pdf](https://nt.gov.au/_data/assets/pdf_file/0018/206460/mertens-water-monitor.pdf) [Accessed 1 May 2018].
- Woinarski JCZ, and Tidemann SC, 1991, 'The bird fauna of a deciduous woodland in the wet-dry



tropics of northern Australia', *Wildlife Research*, 18: pp. 479-500.

## **APPENDIX A      PROTECTED MATTERS SEARCH TOOL REPORT**

## APPENDIX B LIKELIHOOD OF OCCURRENCE ASSESSMENT FOR THREATENED SPECIES WITHIN SURVEY AREA

Name	Status		Summary	Likelihood of occurrence
	Cth	NT		
BIRDS				
<b>Carpentarian Grasswren</b> <i>Amytornis dorotheae</i>	EN	EN	<b>Habitat:</b> NT population is restricted to dissected, topographically complex, sandstone and conglomerate hills and plateaux with infrequent fires (Lewis & Woinarski 2006). The only recent observations were recorded in a site that had been burnt only twice in the preceding 12 years. All other historic sites with no recent observations had been burnt between three and eight times. <b>Distribution:</b> Gulf of Carpentaria hinterland – between Limmen River in the NT and Mount Isa in Qld. No records in the Borrooloola area since 1986 despite several targeted surveys in the last decade (Martin & McKean 1986; Garnett et al. 2011). Within the NT, now restricted to a tiny isolated population approximately 6 km to the west of Calvert Hills Station in the Wollogorang area (TSSC 2016).	<b>NONE</b> <ul style="list-style-type: none"><li>Only a small area of rocky quartz sandstone outcropping (recently burnt) within the survey area which is unlikely to provide suitable habitat.</li><li>This species has a very restricted range that is not proximate to the survey area.</li><li>Closest known occurrence is approx. 100km ENE and pre-2000.</li></ul>
Garnett, S.T., Szabo, J.K. and Dutson, G. (2011). <i>The Action Plan for Australian Birds 2010</i> . CSIRO Publishing. Collingwood, Australia. Lewis, M. & Woinarski, J. (2006). <i>Threatened Species of the Northern Territory - Carpentarian Grass-wren - Amytornis dorotheae</i> . Northern Territory Department of Environment and Natural Resources. [online] Available at: <a href="https://nt.gov.au/_data/assets/pdf_file/0007/373543/carpentarian-grasswren.pdf">https://nt.gov.au/_data/assets/pdf_file/0007/373543/carpentarian-grasswren.pdf</a> [Accessed 18 April 2017]. Martin, K.C. & McKean, J.L. (1986). <i>A study of the distribution and status of the endangered Carpentarian grasswren Amytornis dorotheae</i> . Report to the Conservation Commission of the Northern Territory, Palmerston, NT. Threatened Species Scientific Committee (2016). <i>Conservation Advice – Amytornis dorotheae – Carpentarian Grasswren</i> . Canberra: Department of the Environment. In effect under the EPBC Act from 05-May-2016. [online] Available at: <a href="http://www.environment.gov.au/biodiversity/threatened/species/pubs/558-conservation-advice-05052016.pdf">http://www.environment.gov.au/biodiversity/threatened/species/pubs/558-conservation-advice-05052016.pdf</a> [Accessed 18 April 2017].				
<b>Red Goshawk</b> <i>Erythrotriorchis radiates</i>	VU	VU	<b>Habitat:</b> Prefers tall, open <i>Eucalyptus</i> forest and riparian areas. Nests in large trees, frequently the tallest and most massive in a tall stand, nest trees are invariably within 1 km of permanent water (Debus & Czechura 1988; Aumann & Baker-Gabb 1991). <b>Distribution:</b> Sparsely distributed across much of the northern Australia, from the Kimberley in WA to south-eastern Qld. Within this range, generally occurs in taller forests characteristic of higher rainfall areas, but there are some isolated records from central Australia (Woinarski 2006).	<b>LOW</b> <ul style="list-style-type: none"><li>No tall open <i>Eucalyptus</i> forest within 1 km of permanent water observed within the survey area.</li><li>This is the southern extent of core range.</li><li>There is little riparian habitat within survey area.</li><li>Closest known occurrence is approx. 150km NW in 2010.</li></ul>
Aumann, T. & Baker-Gabb, D. (1991). <i>A Management Plan for the Red Goshawk</i> . RAOU Report 75, Royal Australasian Ornithologists Union, Melbourne. Debus, S. & Czechura, G. (1988). Field identification of the Red Goshawk <i>Erythrotriorchis radiates</i> . <i>Australian Bird Watcher</i> , Vol. 12, pp. 154-159. Woinarski, J. (2006). <i>Threatened Species of the Northern Territory - Red Goshawk - Erythrotriorchis radiates</i> . Northern Territory Department of Environment and Natural Resources. [online] Available at: <a href="https://nt.gov.au/_data/assets/pdf_file/0018/206352/red-goshawk.pdf">https://nt.gov.au/_data/assets/pdf_file/0018/206352/red-goshawk.pdf</a> [Accessed 18 April 2017].				
<b>Gouldian Finch</b>			<b>Habitat:</b> Prefers annual and perennial grasses (especially <i>Sorghum</i> ), a	<b>MEDIUM</b>

<i>Erythrura gouldiae</i>	EN	VU	<p>nearby source of surface water and – in the breeding season – unburnt, hollow-bearing Eucalyptus trees (especially <i>E. tintinnans</i>, <i>E. brevifolia</i> and <i>E. leucophloia</i>) (Tidemann 1996; O'Malley 2006).</p> <p><b>Distribution:</b> Sparsely across northern Australia from the Kimberley to north-central Qld (Dostine 1998; Franklin et al. 1999; Barrett et al. 2003; Franklin et al. 2005). In the NT, most known breeding populations occur in the Top End. Non-breeding birds disperse widely (Garnett et al. 2011), greatly increasing the possible range of this species.</p>	<ul style="list-style-type: none"> <li>• <i>Eucalyptus leucophloia</i> woodlands provide suitable breeding habitat within the survey area.</li> <li>• The survey area is towards the edge of the known range of this species.</li> <li>• Two closest known occurrences are within 30km of the survey area, in 2009 and 1962.</li> </ul>
<p>Barrett, G., Silcocks, A., Barry, S., Cunningham, R. &amp; Poulter, R. (2003). <i>The New Atlas of Australian Birds</i>. Royal Australian Ornithologists Union, Melbourne, Victoria.</p> <p>Dostine, P. (1998). <i>Gouldian Finch Recovery Plan Erythrura gouldiae</i>. Gouldian Finch Recovery Team and Parks &amp; Wildlife Commission NT, Darwin.</p> <p>Franklin, D.C., Burbidge, A.H. &amp; Dostine, P.L. (1999). The harvest of wild birds for aviculture: an historical perspective on finch trapping in the Kimberley with special emphasis on the Gouldian Finch. <i>Australian Zoologist</i>, Vol. 31, pp. 92-109.</p> <p>Franklin, D.C., Whitehead, P.J., Pardon, G., Matthews, J., McMahon, P. &amp; McIntyre, D. (2005). Geographic patterns and correlates of the decline of granivorous birds in northern Australia. <i>Wildlife Research</i>, Vol. 32, pp. 399-408.</p> <p>Garnett, S.T., Szabo, J.K. and Dutson, G. (2011). <i>The Action Plan for Australian Birds 2010</i>. CSIRO Publishing. Collingwood, Australia.</p> <p>O'Malley, C. (2006). <i>National Recovery Plan for the Gouldian Finch (Erythrura gouldiae)</i>. WWF-Australia, Sydney and Parks and Wildlife NT, Department of Natural Resources, Environment and the Arts, NT Government, Palmerston.</p> <p>Tidemann, S.C. (1996). Causes of the decline of the Gouldian Finch <i>Erythrura gouldiae</i>. <i>Biological Conservation International</i>, Vol. 6, pp. 49-61.</p>				
<b>Grey Falcon</b> <i>Falco hypoleucos</i>	-	VU	<p><b>Habitat:</b> Occurs in areas of lightly-timbered lowland plains, typically on inland drainage systems, where the average annual rainfall is less than 500 mm (Ward 2012).</p> <p><b>Distribution:</b> Sparsely distributed through much of the arid and semi-arid areas of Australia but is recorded in all Australian mainland states and territories. In the NT, the majority of records are from the southern half, but there are records all the way up to Darwin (Ward 2012).</p>	<p><b>MEDIUM</b></p> <ul style="list-style-type: none"> <li>• Region experiences higher rainfall than 500 mm annually.</li> <li>• Open woodland vegetation within the survey area may provide suitable habitat.</li> <li>• The species has a broad range but is naturally rare.</li> <li>• Closest known occurrence was 100km NW in 2000.</li> </ul>
<p>Ward, S. (2012). <i>Threatened Species of the Northern Territory - Grey Falcon - Falco hypoleucos</i>. Northern Territory Department of Environment and Natural Resources. [online] Available at: <a href="https://nt.gov.au/_data/assets/pdf_file/0020/206354/grey-falcon.pdf">https://nt.gov.au/_data/assets/pdf_file/0020/206354/grey-falcon.pdf</a> [Accessed 23 March 2017].</p>				
<b>Crested Shrike-tit (northern subspecies)</b> <i>Falcunculus frontatus whitei</i>	VU	-	<p><b>Habitat:</b> Recorded in eight different woodland types in northern Australia, mainly those dominated by <i>Eucalyptus miniata</i>, <i>E. tetradonta</i> or <i>E. bleeseri</i> (Robinson &amp; Woinarski 1992).</p> <p><b>Distribution:</b> North-western Australia from the Kimberley in WA, across the Top End of the NT to Borroloola (TSSC 2016). In the NT, recorded in very low densities in many isolated subpopulations (Garnett &amp; Crowley 2000) between north-east Arnhem land and semi-arid Victoria River District. Scarcity of records suggests that populations are at very low density (Woinarski 2004). Not known to have disappeared from any area where recorded historically (TSSC 2016).</p>	<p><b>MEDIUM</b></p> <ul style="list-style-type: none"> <li>• Woodland vegetation within the survey area is potential habitat for the species.</li> <li>• Known occurrences are more than 150km from the survey area.</li> <li>• Although suitable habitat exists within the survey area, they are naturally rare.</li> </ul>
<p>Garnett, S.T. &amp; Crowley, G.M. (2000). <i>The Action Plan for Australian Birds 2000</i>. Environment Australia and Birds Australia, Canberra, ACT.</p> <p>Robinson, D. and Woinarski, J.C.Z. (1992). 'A review of records of the Northern Shrike-tit <i>Falcunculus frontatus whitei</i> in north-western Australia'. <i>South Australian Ornithologist</i>, Vol. 31, pp. 111-117.</p> <p>Threatened Species Scientific Committee (2016). <i>Approved Conservation Advice for Falcunculus frontatus whitei - crested shrike-tit (northern)</i>. Canberra: Department of the Environment. In effect under the</p>				

<p>EPBC Act from 02-May-2016. Available at: <a href="http://www.environment.gov.au/biodiversity/threatened/species/pubs/26013-conservation-advice-05052016.pdf">http://www.environment.gov.au/biodiversity/threatened/species/pubs/26013-conservation-advice-05052016.pdf</a> [Accessed 18 April 2017].</p> <p>Woinarski, J.C.Z. (2004). <i>National multi-species Recovery Plan for the Partridge Pigeon [eastern subspecies] Geophaps smithii smithii; crested shrike-tit [northern (sub)-species] Falcunculus (frontatus) whitei; masked owl [north Australian mainland subspecies] Tyto novaehollandiae kimberli; and masked owl [Tiwi Islands subspecies] Tyto novaehollandiae melvillensis, 2004-2008.</i> NT Department of Infrastructure Planning and Environment, Darwin.</p>			
<p><b>Partridge Pigeon (eastern subspecies)</b> <i>Geophaps smithii smithii</i></p>	VU	VU	<p><b>Habitat:</b> Occurs in open forests and woodlands with an understorey of grasses (Woinarski 2006). Prefers woodland dominated by <i>Eucalyptus tetrodonta</i> and <i>Eucalyptus miniata</i> (Braithwaite 1985; Garnett et al. 2011; Higgins &amp; Davies 1996).</p> <p><b>Distribution:</b> Historically, across the Top End (from Kununurra in WA to Borroloola in the NT). Since early 20<sup>th</sup> century a severe range contraction from the western, eastern and southern parts of the former distribution (Higgins &amp; Davies 1996; Woinarski et al. 2007). Currently, distribution is limited to sub-coastal NT from Yinberrie Hill in the south, Litchfield NP in the west and (western) Arnhem Land in the east (Garnett et al. 2011).</p> <p><b>LOW</b></p> <ul style="list-style-type: none"> <li>• Preferred <i>E. tetrodonta</i> and <i>E. miniata</i> dominated woodland is not present within survey area.</li> <li>• The survey area is at the edge of the known range.</li> <li>• Closest known occurrences are more than 100km E.</li> <li>• This species has likely experienced a significant range contraction.</li> </ul>
<p>Braithwaite, R.W. (1985). <i>The Kakadu fauna survey: an ecological survey of Kakadu National Park</i>. Australian National Parks &amp; Wildlife Service, Canberra.</p> <p>Garnett, S.T., Szabo, J.K. and Dutton, G. (2011). <i>The Action Plan for Australian Birds 2010</i>. Birds Australia, CSIRO Publishing, Melbourne.</p> <p>Higgins, P.J. and Davies S.J.J.F. (eds) (1996). <i>Handbook of Australian, New Zealand and Antarctic Birds. Volume Three: Snipe to Pigeons</i>. Oxford University Press, Melbourne, Victoria.</p> <p>Woinarski, J.C.Z. (2006). <i>Threatened Species of the Northern Territory - Partridge Pigeon (eastern subspecies) - Geophaps smithii</i>. Northern Territory Department of Environment and Natural Resources. [online] Available at: <a href="https://nt.gov.au/_data/assets/pdf_file/0003/206355/partridge-pigeon.pdf">https://nt.gov.au/_data/assets/pdf_file/0003/206355/partridge-pigeon.pdf</a> [Accessed 18 April 2017].</p> <p>Woinarski, J., Pavay, C., Kerrigan, R., Cowie, I. and Ward, S. (Eds) (2007). <i>Lost from Our Landscape: Threatened Species of the Northern Territory</i>. Northern Territory Government, Darwin.</p>			
<p><b>Painted Honeyeater</b> <i>Grantiella picta</i></p>	VU	VU	<p><b>Habitat:</b> Acacia and Eucalyptus-dominated woodlands and open forest, preferring habitats with more mature trees that host more mistletoe. Breeding times and seasonal movements (south to north) likely governed by the fruiting of mistletoe (Garnett et al. 2011).</p> <p><b>Distribution:</b> Across eastern and northern parts of the country – but nowhere very numerous (Ward 2012). Many birds move after breeding to semi-arid regions such as north-eastern SA, central and western Qld, and central NT (TSSC 2015). Few NT records – most from the Barkly Tablelands – but no evidence of a breeding population in the NT, and the records are likely irregular visitors from south-eastern Australia (Ward 2012).</p> <p><b>LOW</b></p> <ul style="list-style-type: none"> <li>• Acacia and Eucalyptus woodlands within the survey area may provide suitable habitat.</li> <li>• While there are two more recent occurrences (2001 &amp; 2005) located ~100km NE and SW of survey area, it is considered an irregular visitor to the NT.</li> </ul>
<p>Garnett, S.T., Szabo, J.K. and Dutton, G. (2011). <i>The Action Plan for Australian Birds 2010</i>. CSIRO Publishing, Collingwood, Australia.</p> <p>Threatened Species Scientific Committee (TSSC) (2015). <i>Approved Conservation Advice for Grantiella picta (Painted Honeyeater)</i>. Canberra: Department of the Environment. Available at: <a href="http://www.environment.gov.au/biodiversity/threatened/species/pubs/470-conservation-advice.pdf">http://www.environment.gov.au/biodiversity/threatened/species/pubs/470-conservation-advice.pdf</a> [Accessed 7 April 2017].</p> <p>Ward, S. (2012). <i>Threatened Species of the Northern Territory – Painted Honeyeater - Grantiella picta</i>. Northern Territory Department of Environment and Natural Resources. [online] Available at: <a href="https://nt.gov.au/_data/assets/pdf_file/0009/373554/painted-honeyeater.pdf">https://nt.gov.au/_data/assets/pdf_file/0009/373554/painted-honeyeater.pdf</a> [Accessed 7 April 2017].</p>			
<p><b>Masked Owl (northern subspecies)</b> <i>Tyto novaehollandiae kimberli</i></p>	VU	VU	<p><b>Habitat:</b> Mainly in <i>Eucalyptus</i> tall open forests (especially those dominated by <i>Eucalyptus miniata</i> and <i>E. tetrodonta</i>), but also roosts in monsoon rainforests and forages in more open vegetation types, including grasslands (Woinarski &amp; Ward 2012).</p> <p><b>Distribution:</b> Poorly known, with few records from across a broad range in northern Australia. In the NT, records from the Top End, Kakadu, Coburg Peninsula (majority of records) and south-west Gulf country (Woinarski &amp;</p> <p><b>LOW</b></p> <ul style="list-style-type: none"> <li>• No suitable tall open Eucalyptus forest for roosting habitat is present in the survey area. Open woodland habitat may provide suitable foraging habitat.</li> <li>• Naturally rare, one known occurrence &gt;100km E of survey area in 1977.</li> </ul>

			Ward 2012).	<ul style="list-style-type: none"> <li>Survey area is located at the edge of known range.</li> </ul>
Woinarski, J.C.Z. and Ward, S. (2012). <i>Threatened Species of the Northern Territory - Masked Owl (north Australian mainland subspecies) - Tyto novaehollandiae kimberli</i> . Northern Territory Department of Environment and Natural Resources. [online] Available at: <a href="https://nt.gov.au/_data/assets/word_doc/0008/373553/masked-owl-mainland-top-end.docx">https://nt.gov.au/_data/assets/word_doc/0008/373553/masked-owl-mainland-top-end.docx</a> [Accessed 7 April 2017].				
<b>Eastern Curlew</b> <b>Greater Sand Plover</b> <b>Curlew</b> <b>Sandpiper</b>	-	VU	<p><b>Habitat:</b> Coastal and estuarine with tidal mudflats. May roost during high tide on nearby beaches. May also be found at near-coastal swamps and lakes (apart from Red and Great Knot)</p> <p><b>Distribution:</b> Mostly widespread around the northern Australian coast, less common in the south, with few inland records. Eastern Curlew is uncommon across Australia while Asian Dowitcher is rare. Every year these species breed in the northern hemisphere in the summer, and migrate to Australia for the southern hemisphere summer. Some birds remain in Australia during the winter.</p> <p>[Information above summarised from Chatto (2003), DoE (2015) and Garnett et al. (2011)].</p>	<p><b>NONE</b></p> <ul style="list-style-type: none"> <li>There are no tidal mudflats, preferred by these species, within the survey area.</li> </ul>
<p>Chatto, R. (2003). <i>The distribution and status of shorebirds around the coast and coastal wetlands of the Northern Territory</i>. Technical Report 73, Parks and Wildlife Commission of the Northern Territory, Darwin. [online] Available at: <a href="https://dtc.nt.gov.au/_data/assets/pdf_file/0008/279917/2003_shorebirds_rpt76.pdf">https://dtc.nt.gov.au/_data/assets/pdf_file/0008/279917/2003_shorebirds_rpt76.pdf</a> [Accessed 19 April 2017].</p> <p>Department of the Environment (2015). <i>EPBC Act Policy Statement 3.21 - Industry guidelines for avoiding, assessing and mitigating impacts on EPBC Act listed migratory shorebird species</i>. Commonwealth of Australia, Canberra, ACT. [online] Available at: <a href="http://www.environment.gov.au/epbc/publications/shorebirds-guidelines">http://www.environment.gov.au/epbc/publications/shorebirds-guidelines</a> [Accessed 19 April 2017].</p> <p>Garnett, S.T., Szabo, J.K. and Dutson, G. (2011). <i>The Action Plan for Australian Birds 2010</i>. CSIRO Publishing. Collingwood, Australia.</p>				
<b>Australian Painted Snipe</b> <i>Rostratula (benghalensis) australis</i>	EN	VU	<p><b>Habitat:</b> Fringes of permanent and temporary wetlands, swamps and inundated grasslands (Taylor et al. 2013).</p> <p><b>Distribution:</b> Nomadic and scattered across Australia with no predictable occurrence (Rogers 2001), but could occur at any wetland or inundated grassland across its distribution, including nearly all of the NT and Qld (Garnett et al. 2011).</p>	<p><b>LOW</b></p> <ul style="list-style-type: none"> <li>Closest known occurrence is approx. 50km NE (record from 1985), others are &gt;100km away.</li> <li>Nomadic species.</li> <li>Inundation of grassland may provide seasonally suitable (but not core) habitat.</li> </ul>
<p>Garnett, S.T., Szabo, J.K. and Dutson, G. (2011). <i>The Action Plan for Australian Birds 2010</i>. CSIRO Publishing. Collingwood, Australia.</p> <p>Rogers, D. (2001). Painted Snipe. <i>Wingspan</i>, Vol. 11 (No. 4), pp. 6-7.</p> <p>Taylor, R., Chatto, R. and Woinarski, J.C.Z. (2013). <i>Threatened Species of the Northern Territory - Australian painted snipe - Rostratula australis</i>. Northern Territory Department of Environment and Natural Resources. [online] Available at: <a href="https://nt.gov.au/_data/assets/pdf_file/0018/206361/australian-painted-snipe.pdf">https://nt.gov.au/_data/assets/pdf_file/0018/206361/australian-painted-snipe.pdf</a> [Accessed 23 March 2017].</p>				
<b>MAMMALS (TERRESTRIAL)</b>				
<b>Brush-tailed Rabbit-Rat</b> <i>Conilurus penicillatus</i>	VU	EN	<p><b>Habitat:</b> Largely restricted to mixed <i>Eucalyptus</i> open forest and woodland, or on dunes with <i>Casuarina</i> – seeming to prefer habitats that are not burnt annually, that have an understorey of predominantly perennial grasses and a sparse-to-moderate middle storey (Firth et al. 2006; Firth 2007; Kemper &amp; Firth 2008).</p> <p><b>Distribution:</b> Formerly widespread across northern Australia, but has declined extensively from Qld and lower rainfall areas of the Kimberley in WA and the Top End in the NT. No recent records from much of the historically-recorded NT range between near the mouth of Victoria River (in the west) and Sir Edward Pellew island group (in east). Most recently known from</p>	<p><b>LOW</b></p> <ul style="list-style-type: none"> <li>There are no known occurrences nearby, with the closest more than &gt;150km N (2 specimens) – date not specified.</li> <li>This species has likely experienced a significant range contraction and they may now be locally extinct.</li> </ul>



			Cobourg Peninsula, Tiwi Islands, Groote Eylandt and a small area within Kakadu National Park (Woinarski & Hill 2012).	
			<p>Firth, R.S.C. (2007). <i>Ecology and conservation status of the brush-tailed rabbit-rat Conilurus penicillatus</i>. PhD thesis, Charles Darwin University, Darwin, Northern Territory.</p> <p>Firth, R.S.C., Woinarski, J.C.Z. and Noske, R.A. (2006). Home range and den characteristics of the brush-tailed rabbit-rat <i>Conilurus penicillatus</i> in the monsoonal tropics of the Northern Territory, Australia. <i>Wildlife Research</i>, Vol. 33, pp. 397-408.</p> <p>Kemper, C.M. and Firth, R.S.C. (2008). Brush-tailed Rabbit-rat. In: Van Dyck, S. and Strahan, R. (eds). <i>The Mammals of Australia</i>. Reed New Holland, Chatswood, NSW.</p> <p>Woinarski, J.C.Z. and Hill, B. (2012). <i>Threatened Species of the Northern Territory - Brush-tailed rabbit-rat, Brush-tailed tree-rat - Conilurus penicillatus</i>. Northern Territory Department of Environment and Natural Resources. [online] Available at: <a href="https://nt.gov.au/_data/assets/pdf_file/0016/205504/brush-tailed-rabbit-rat.pdf">https://nt.gov.au/_data/assets/pdf_file/0016/205504/brush-tailed-rabbit-rat.pdf</a> [Accessed 20 April 2017].</p>	
<b>Western Quoll</b> <i>Dasyurus geoffroii</i>	VU	EX	<p><b>Habitat:</b> In central Australia, occurred throughout a range of habitats (Pavey 2006).</p> <p><b>Distribution:</b> Historically occurred throughout the arid interior of the NT, now restricted to the south-west of WA (Pavey 2006). Considered extinct in the NT since the 1960's.</p>	<p><b>NONE</b></p> <ul style="list-style-type: none"> <li>Locally extinct.</li> </ul>
			Pavey, C. (2006). <i>Threatened Species of the Northern Territory - Western Quoll, Chuditch - Dasyurus geoffroii</i> . Northern Territory Department of Environment and Natural Resources. [online] Available at: <a href="https://nt.gov.au/_data/assets/pdf_file/0018/205470/western-quoll.pdf">https://nt.gov.au/_data/assets/pdf_file/0018/205470/western-quoll.pdf</a> [Accessed 23 March 2017].	
<b>Northern Quoll</b> <i>Dasyurus hallucatus</i>	EN	CR	<p><b>Habitat:</b> Wide range of habitats – especially coastal <i>Eucalyptus</i> tall open forests – but since Cane Toads the most suitable habitats are rocky areas (Van Dam et al. 2002). Prime habitat in the NT consists of rocky sandstone escarpments (Braithwaite &amp; Griffiths 1994).</p> <p><b>Distribution:</b> Historically occurred from Borroloola in the south-east as far west as the NT/WA border (Woinarski et al. 2007). Dramatic range contraction associated with Cane Toad invasion. Now occurs across northern Australia in five regional populations – including the Top End in the NT.</p>	<p><b>NONE</b></p> <ul style="list-style-type: none"> <li>No suitable rocky sandstone escarpments within the survey area, nor preferred coastal <i>Eucalyptus</i> tall open forest.</li> <li>Closest known occurrences are approx. 120km NE &amp; W in 1986.</li> <li>The survey area is outside the distribution of the species.</li> <li>This species has experienced a significant reduction in population sizes and ranges since the invasion of Cane Toads.</li> </ul>
			<p>Braithwaite, R.W. and Griffiths, A.D. (1994). Demographic variation and range contraction in the Northern Quoll, <i>Dasyurus hallucatus</i> (Marsupialia: Dasyuridae). <i>Wildlife Research</i>, Vol. 21, pp. 203-218.</p> <p>Van Dam, R.A., Walden, D.J. and Begg, G.W. (2002). <i>A preliminary risk assessment of cane toads in Kakadu National Park</i>. Supervising Scientist Report 164, Darwin, Northern Territory.</p> <p>Woinarski, J.C.Z., Rankmore, B.R., Fisher, A. and Milne, D. (2007). <i>The natural occurrence of northern quolls Dasyurus hallucatus on islands of the Northern Territory: assessment of refuges from the threat posed by cane toads Bufo marinus</i>. Report to Natural Heritage Trust.</p>	
<b>Golden Bandicoot</b> <i>Isodon auratus</i> (auratus)	VU	EN	<p><b>Habitat:</b> Mainly in heathland and shrubland on sandstone sheets, avoiding vegetation with greater tree cover (Palmer et al. 2012; Southgate et al. 1996).</p> <p><b>Distribution:</b> Formerly across most of northern, central and western Australia (across a broad range of habitats), but now only recorded population on mainland Australia is within the Kimberley. Within the NT, confined to the offshore islands of Arnhem Land. The only records from mainland NT are from the north-east corner of Arnhem Land between 1950 and 1980 (Palmer et al. 2012). Now extinct on the mainland except in a few locations in the north-west Kimberley (TSSC 2015).</p>	<p><b>NONE</b></p> <ul style="list-style-type: none"> <li>Extinct on the mainland NT.</li> </ul>

			<p>Palmer, C., Woinarski, J. and Hill, B. (2012). <i>Threatened Species of the Northern Territory - Golden Bandicoot - Isoodon auratus</i>. Northern Territory Department of Environment and Natural Resources. [online] Available at: <a href="https://nt.gov.au/_data/assets/pdf_file/0017/205505/golden-bandicoot.pdf">https://nt.gov.au/_data/assets/pdf_file/0017/205505/golden-bandicoot.pdf</a> [Accessed 23 March 2017].</p> <p>Southgate, R., Palmer, C., Adams, C., Masters, M., Triggs, B. and Woinarski, J. (1996). Population and habitat characteristics of the Golden Bandicoot (<i>Isoodon auratus</i>) on Marchinbar Island, Northern Territory. <i>Wildlife Research</i>, Vol. 23, pp. 647-664.</p> <p>Threatened Species Scientific Committee (TSSC) (2015). <i>Approved Conservation Advice for Isoodon auratus auratus (golden bandicoot (mainland))</i>. Canberra: Department of the Environment. [online] Available at: <a href="http://www.environment.gov.au/biodiversity/threatened/species/pubs/66665-conservation-advice-01102015.pdf">http://www.environment.gov.au/biodiversity/threatened/species/pubs/66665-conservation-advice-01102015.pdf</a> [Accessed 23 March 2017].</p>
<b>Ghost Bat</b> <i>Macroderma gigas</i>	VU	-	<p><b>Habitat:</b> Ranging from the arid Pilbara (WA) to tropical savannah woodlands and north Qld rainforests (TSSC 2016). Permanent roost sites are generally deep natural caves or disused mines (TSSC 2016).</p> <p><b>Distribution:</b> Geographically-disjunct colonies occur in the Pilbara and Kimberley in WA, NT north of approximately 17° latitude (including Elcho Island and Groote Eylandt), the Gulf of Carpentaria, eastern Qld from Cape York to near Rockhampton, and western Qld (including Riversleigh and Camooweal districts) (TSSC 2016). Distribution likely influenced by the availability of suitable caves and mines for roost sites (Ward &amp; Milne 2016). Only 14 breeding sites known (Worthington Wilmer 2012). In arid Australia, including southern NT until the early 1960's (Ward &amp; Milne 2016).</p> <p><b>LOW</b></p> <ul style="list-style-type: none"> <li>• No suitable permanent roost sites within the survey area.</li> <li>• No occurrences close to survey area.</li> </ul>
			<p>Milne, D. and Ward, S. (2016). <i>Threatened Species of the Northern Territory – Ghost Bat - Macroderma gigas</i>. Northern Territory Department of Environment and Natural Resource. [online] Available at: <a href="https://nt.gov.au/_data/assets/pdf_file/0010/376138/ghost-bat.pdf">https://nt.gov.au/_data/assets/pdf_file/0010/376138/ghost-bat.pdf</a> [Accessed 20 April 2017].</p> <p>Threatened Species Scientific Committee (2016). <i>Approved Conservation Advice for Macroderma gigas (ghost bat)</i>. Canberra: Department of the Environment. Available at: <a href="http://www.environment.gov.au/biodiversity/threatened/species/pubs/174-conservation-advice-05052016.pdf">http://www.environment.gov.au/biodiversity/threatened/species/pubs/174-conservation-advice-05052016.pdf</a> [Accessed 20 April 2017].</p> <p>Worthington Wilmer, J. (2012). Ghost Bat <i>Macroderma gigas</i>. In: Curtis et al. (eds.). <i>Queensland's Threatened Animals</i>. CSIRO, Canberra: pp. 382-383.</p>
<b>Greater Bilby</b> <i>Macrotis lagotis</i>	VU	VU	<p><b>Habitat:</b> In the NT, hummock grasslands on sandy soils with a preference for palaeo-drainage lines (Southgate 1990). Has large foraging area and will move home range in search for food (Johnson 2008).</p> <p><b>Distribution:</b> Historically widespread in arid Australia. Currently arid WA, the Tanami Desert in the NT and south-western Qld (Woinarski et al. 2014).</p> <p><b>NONE</b></p> <ul style="list-style-type: none"> <li>• No suitable hummock grasslands on sandy soils within the survey area.</li> <li>• There are no nearby records – survey area is outside of historic extent.</li> </ul>
			<p>Johnson, K.A. (2008). Bilby <i>Macrotis lagotis</i>. In: Van Dyck, S. and Strahan, R. (eds.). <i>Mammals of Australia</i>. Third Edition. Reed New Holland, Queensland Government, Queensland Museum: pp. 191-193.</p> <p>Southgate, R. (1990). Habitat and diet of the greater bilby <i>Macrotis lagotis</i> Reid (Marsupalia: Peramelidae). In: Seebeck et al. (eds.). <i>Bandicoots and Bilbies</i>. Surrey Beatty &amp; Sons, Sydney, NSW.</p> <p>Woinarski, J., Burbidge, A. &amp; Harrison, P. (2014). <i>The Action Plan for Australian Mammals 2012</i>. CSIRO Publishing: pp. 203-205.</p>
<b>Golden-backed Tree-rat</b> <i>Mesembriomys macrurus</i>	VU	CR	<p><b>Habitat:</b> In the NT, little known of the ecology apart that all three records were from riverine vegetation. In the Kimberley, known to occur in open <i>Eucalyptus</i> forests with tussock grass understorey, rainforest patches, sandstone screes, beaches, and black soil plains (Woinarski et al. 2012).</p> <p><b>Distribution:</b> Historically, known to have occurred in three localities in the NT (Parker 1973) with no new records in the last 30 years. In 1993, reportedly spotted in Kakadu National Park; however, further surveys of suitable habitats in the NT failed to locate the species (Lee 1995). Now only known to occur in some areas of the north-western Kimberley and associated offshore islands (Palmer et al. 2003).</p> <p><b>NONE</b></p> <ul style="list-style-type: none"> <li>• Locally extinct.</li> </ul>
			<p>Lee, A.K. (1995). <i>The Action Plan for Australian Rodents</i>. Australian Nature Conservation Agency, Endangered Species Program, Canberra.</p>



			<p>Palmer, C., Taylor, R. &amp; Burbidge, A. (2003). <i>Recovery plan for the Golden Bandicoot Isodon auratus and golden-backed tree-rat Mesembriomys macrurus 2004-2009</i>. Northern Territory Department of Infrastructure Planning and Environment, Darwin.</p> <p>Parker, S.A. (1973). An annotated checklist of the native land mammals of the Northern Territory. <i>Records of the South Australian Museum</i>, Vol. 16, pp. 1-57.</p> <p>Woinarski, J.C.Z., Palmer, C. &amp; Hill, B. (2012). <i>Threatened Species of the Northern Territory - Golden-backed tree-rat - Mesembriomys macrurus</i>. Northern Territory Department of Environment and Natural Resources. [online] Available at: <a href="https://nt.gov.au/_data/assets/pdf_file/0006/205476/golden-backed-tree-rat.pdf">https://nt.gov.au/_data/assets/pdf_file/0006/205476/golden-backed-tree-rat.pdf</a> [Accessed 20 April 2017].</p>
<b>Northern Hopping-Mouse</b> <i>Notomys aquilo</i>	VU	VU	<p><b>Habitat:</b> Most often sandy substrates, seemingly favouring coastal sand dunes and sand sheets with a cover of tussock grass or heath. Also shrubland, <i>Eucalyptus</i> open forest, and the margins of coastal rainforest thickets (Woinarski 2004; Woinarski &amp; Flannery 2008).</p> <p><b>Distribution:</b> Restricted to the NT – mostly Groote Eylandt, but also central north-east Arnhem Land (Woinarski &amp; Ward 2012). No confirmed records from the Australian mainland for at least 10 years (Woinarski et al. 2014).</p> <p><b>NONE</b></p> <ul style="list-style-type: none"> <li>Species favours coastal sand dunes and sandsheets under tussock grass/heath, of which there is none within the survey area.</li> <li>Closest known occurrence is more than 150km NE.</li> </ul>
			<p>Woinarski, J., Burbidge, A. &amp; Harrison, P. (2014). <i>The Action Plan for Australian Mammals 2012</i>. CSIRO Publishing: pp. 609-611.</p> <p>Woinarski, J.C.Z. &amp; Flannery, T.F. (2008). Northern Hopping-mouse. in Van Dyck, S. &amp; Strahan, R. (eds.) <i>The Mammals of Australia</i>, 3<sup>rd</sup> Edition. Reed New Holland, Sydney.</p> <p>Woinarski, J.C.Z. (2004). <i>National Multi-species Recovery Plan for the Carpentarian Antechinus Pseudantechinus mimulus, Butler's Dunnart Smynthopsis butleri and Northern Hopping-mouse Notomys aquilo, 2004 - 2008</i>. Department of the Environment and Heritage, ACT. [online] Available at: <a href="https://www.environment.gov.au/system/files/resources/dfb8a0ed-9e3e-4315-9e35-e28236ee96ba/files/p-mimulus-s-butleri-n-aquilo.pdf">https://www.environment.gov.au/system/files/resources/dfb8a0ed-9e3e-4315-9e35-e28236ee96ba/files/p-mimulus-s-butleri-n-aquilo.pdf</a> [Accessed 20 April 2017].</p> <p>Woinarski, J. and Ward, S. (2012). <i>Threatened Species of the Northern Territory – Northern Hopping Mouse – Notomys aquilo</i>. Northern Territory Department of Environment and Natural Resources. [online] Available at: <a href="https://nt.gov.au/_data/assets/pdf_file/0019/205516/northern-hopping-mouse.pdf">https://nt.gov.au/_data/assets/pdf_file/0019/205516/northern-hopping-mouse.pdf</a> [Accessed 20 April 2017].</p>
<b>Southern Marsupial Mole</b> <i>Notoryctes typhlops</i>	-	VU	<p><b>Habitat:</b> Sandy deserts mostly associated with dunes, sandy plains and river flats (Pavey 2015).</p> <p><b>Distribution:</b> Central WA, northern SA and southern NT. Seems to be confined to the southern and western sections of the NT (Benshemesh &amp; Schultz 2008) where has been found as far north as Barrow Creek (Pavey 2015).</p> <p><b>NONE</b></p> <ul style="list-style-type: none"> <li>No sandy deserts utilised by this species are present within the survey area.</li> <li>Closest known occurrence is more than 250km SW.</li> </ul>
			<p>Pavey, C. (2015). <i>Threatened Species of the Northern Territory - Southern Marsupial Mole - Notoryctes typhlops</i>. Northern Territory Department of Environment and Natural Resources. [online] Available at: <a href="https://nt.gov.au/_data/assets/pdf_file/0016/205522/southern-marsupial-mole.pdf">https://nt.gov.au/_data/assets/pdf_file/0016/205522/southern-marsupial-mole.pdf</a> [Accessed 23 March 2017].</p> <p>Benshemesh, J. &amp; Schultz, M. (2008). <i>Survey of the underground signs of marsupial moles in the WA Great Victoria Desert</i>, Tropicana Joint Venture and the Department of Natural Resources, Environment and the Arts, NT Government</p>
<b>Carpentarian Antechinus</b> <i>Pseudantechinus mimulus</i>	VU	-	<p><b>Habitat:</b> In the NT, sloping sandstone hills with boulders, pavement, outcrops and rocky surface, with open woodland of <i>Eucalyptus tetradonta</i> and <i>E. aspera</i>, and a dense understorey and ground cover of <i>Plectrachne pungens</i> (DoE 2017).</p> <p><b>Distribution:</b> In the NT, the Sir Edward Pellew island group and Pungalina-Seven Emu (mainland reserve south-west of Borroloola (Woinarski &amp; Ward 2012). Also a few records around Mount Isa in Qld (DoE 2017).</p> <p><b>LOW</b></p> <ul style="list-style-type: none"> <li>Only a small area of rocky outcropping which has been recently burnt and is unlikely to provide sufficient habitat.</li> <li>Survey area is towards the edge of the species' distribution and outside areas of known populations.</li> </ul>
			<p>Department of the Environment (2017). <i>Pseudantechinus mimulus — Carpentarian Antechinus</i>. Species Profile and Threats Database. Department of the Environment, Canberra. [online] Available at: <a href="http://www.environment.gov.au/cgi-bin/sprat/public/publicspecies.pl?taxon_id=59283">http://www.environment.gov.au/cgi-bin/sprat/public/publicspecies.pl?taxon_id=59283</a> [Accessed 21 April 2017].</p> <p>Woinarski, J.C.Z. and Ward, S. (2012). <i>Threatened Species of the Northern Territory - Carpentarian Antechinus - Pseudantechinus mimulus</i>. Northern Territory Department of Environment and Natural Resources. [online] Available at: <a href="https://nt.gov.au/_data/assets/pdf_file/0005/376133/carpentarian-antechinus.pdf">https://nt.gov.au/_data/assets/pdf_file/0005/376133/carpentarian-antechinus.pdf</a> [Accessed 20 April 2017].</p>
<b>Pale Field-rat</b> <i>Rattus tunneyi</i>	-	VU	<p><b>Habitat:</b> Historically occurred in a wide range of habitats, but now primarily in dense vegetation along creeks (Aplin et al. 2008).</p> <p><b>LOW</b></p> <ul style="list-style-type: none"> <li>Limited dense vegetation along ephemeral</li> </ul>

			<p><b>Distribution:</b> Higher rainfall areas of northern Australia, extending from Kimberley in WA to south-eastern Qld, including the Top End of the NT (Braithwaite &amp; Griffiths 1996).</p>	<p>watercourses and waterholes is unlikely to provide suitable habitat.</p> <ul style="list-style-type: none"> <li>• Survey area is located on the edge of known range.</li> <li>• Two occurrences approx. 100km N and W (1999 and 1982), others are &gt;150km NE.</li> </ul>
<p>Aplin, K., Braithwaite, R. and Baverstock, P. (2008). Pale Field-rat: <i>Rattus tunneyi</i>. In: Van Dyck, S. and Strahan, R. (eds.). <i>The Mammals of Australia (3rd Edition)</i>. Reed New Holland, Sydney, NSW.</p> <p>Braithwaite, R. and Griffiths, A. (1996). The paradox of <i>Rattus tunneyi</i>: endangerment of a native pest. <i>Wildlife Research</i>, Vol. 23, pp. 1-21.</p>				
<p><b>Bare-rumped Sheath-tail Bat</b> <i>Saccolaimus saccolaimus (nudiclunatus)</i></p>	VU	-	<p><b>Habitat:</b> In the NT, specimens have been collected from Pandanus woodland fringing the sedgelands of the South Alligator River and <i>Eucalyptus</i> tall open forests (Friend &amp; Braithwaite 1986; Churchill 1998). Predominantly found throughout the monsoonal tropics. Most records occur within near-coastal habitats with one recent exception (Jasper Gorge) 150 km inland (Woinarski et al. 2014).</p> <p><b>Distribution:</b> Widely distributes from India through south-eastern Asia to the Solomon Islands including north-eastern Qld and the NT. The north-eastern Australian population is described as the subspecies <i>S. s. nudiclunatus</i>, although it is not clear whether this should be applied to the NT (Milne &amp; Woinarski 2006).</p>	<p><b>LOW</b></p> <ul style="list-style-type: none"> <li>• Dry open woodlands and grasslands area unlikely to provide suitable habitat for the species.</li> <li>• Generally, prefers habitat closer to the coast.</li> <li>• One occurrence in 2001 about 150km NE, no others nearby.</li> <li>• Survey area is on the edge of known range.</li> </ul>
<p>Churchill, S. (1998). <i>Australian Bats</i>. Reed New Holland, Sydney.</p> <p>Friend, G.R. and Braithwaite, R.W. (1986). Bat fauna of Kakadu National Park, Northern Territory. <i>Australian Mammalogy</i>, Vol. 9, pp. 43-52.</p> <p>Milne, D. and Woinarski, J. (2006). <i>Threatened Species of the Northern Territory - Bare-rumped Sheath-tail Bat - Saccolaimus saccolaimus</i>. Northern Territory Department of Environment and Natural Resources. [online] Available at: <a href="https://nt.gov.au/_data/assets/pdf_file/0007/376117/bare-rumped-sheath-tail-bat.pdf">https://nt.gov.au/_data/assets/pdf_file/0007/376117/bare-rumped-sheath-tail-bat.pdf</a> [Accessed 21 April 2017].</p> <p>Woinarski, J., Burbidge, A. and Harrison, P. (2014). <i>The Action Plan for Australian Mammals 2012</i>. CSIRO Publishing: pp. 511-514.</p>				
<p><b>Carpentarian Rock-rat</b> <i>Zyomys palatalis</i></p>	EN	CR	<p><b>Habitat:</b> Restricted to sandstone gorges and escarpments containing a core of dry or wet rainforest vegetation, mixed with woodland, scree slopes and permanent water, surrounded by savannah woodlands (Puckey &amp; Woinarski 2006).</p> <p><b>Distribution:</b> Restricted to the NT, where known only from five locations within a radius of 35 km (Puckey 2003) at Wollogorang Station in the Gulf of Carpentaria (Kitchener 1989).</p>	<p><b>NONE</b></p> <ul style="list-style-type: none"> <li>• No suitable sandstone gorge or escarpment which would provide suitable habitat.</li> <li>• No proximate records.</li> </ul>
<p>Kitchener, D.J. (1989). Taxonomic appraisal of <i>Zyomys</i> (Rodentia, Muridae) with descriptions of two new species from the Northern Territory, Australia. <i>Records of the Western Australian Museum</i>, Vol. 14, pp. 331-373.</p> <p>Puckey, H. (2003). Additional records of the Carpentarian rock-rat <i>Zyomys palatalis</i> at Redbank, close to the type locality. <i>Northern Territory Naturalist</i>, Vol. 17, pp. 43-45.</p> <p>Puckey, H. and Woinarski, J. (2006). <i>Threatened Species of the Northern Territory - Carpentarian Rock-rat - Zyomys palatalis</i>. Northern Territory Department of Environment and Natural Resources. [online] Available at: <a href="https://nt.gov.au/_data/assets/pdf_file/0008/205478/carpentarian-rock-rat.pdf">https://nt.gov.au/_data/assets/pdf_file/0008/205478/carpentarian-rock-rat.pdf</a> [Accessed 21 April 2017].</p>				
<b>REPTILES (TERRESTRIAL)</b>				
<p><b>Plains Death Adder</b> <i>Acanthophis hawkei</i></p>	VU	VU	<p><b>Habitat:</b> Floodplains and cracking soil plains (Webb et al. 2002).</p> <p><b>Distribution:</b> Habitat mapping suggests the potential geographic range extends from western Qld, across the north of the NT to north-eastern WA. Fragmented populations occur in the Mitchell Grass Downs of western Qld, the Barkly Tablelands on the NT/Qld border and east of Darwin in the NT</p>	<p><b>LOW</b></p> <ul style="list-style-type: none"> <li>• No proximate records and at the edge of the species' range.</li> <li>• Potentially-suitable cracking clay habitat occurs in</li> </ul>

		(TSSC 2012).	alluvial plains within survey area.
		<p>Webb, J.K., Christian, K.A. &amp; Fisher, P. (2002). Fast growth and early maturation in a viviparous sit-and-wait predator, the northern death adder (<i>Acanthophis praelongus</i>) from tropical Australia. <i>Journal of Herpetology</i>, Vol. 36, no. 3, pp. 505-509.</p> <p>Threatened Species Scientific Committee (2015). <i>Approved Conservation Advice – Acanthophis hawkei – Plains Death Adder</i>. Canberra: Department of the Environment. [online] Available at: <a href="http://www.environment.gov.au/biodiversity/threatened/species/pubs/83821-conservation-advice.pdf">http://www.environment.gov.au/biodiversity/threatened/species/pubs/83821-conservation-advice.pdf</a> [Accessed 21 April 2017].</p>	
<b>Mertens' Water Monitor</b> <i>Varanus mertensi</i>	-	VU	<p><b>Habitat:</b> Semi-aquatic, occupying edges of freshwater watercourses and lagoons, but seldom seen far from water (Christian 2004).</p> <p><b>Distribution:</b> Across far northern Australia from the western Cape York Peninsula in Qld to the Kimberley in WA (Christian 2004). Widespread in the NT, occupying all of the Top End river systems (Ward et al. 2006). Susceptible to ingesting toxic Cane Toads resulting in reduced abundance (Griffiths &amp; McKay 2007).</p> <p><b>MEDIUM</b></p> <ul style="list-style-type: none"> <li>Record south of Carpentarian Highway, near to project area.</li> <li>Wide distribution and potential habitat within the survey area.</li> </ul>
		<p>Christian, K. (2004). <i>Varanus mertensi</i>. In: Pianka et al. (eds.). <i>Varanoid lizards of the world</i>. Indiana University Press, Bloomington, Indianapolis.</p> <p>Griffiths, A.D. and McKay (2007). Cane toads reduce the abundance and site occupancy of Merten's water monitor (<i>Varanus mertensi</i>). <i>Wildlife Research</i>, Vol. 34, pp. 609-615.</p> <p>Ward, S., Woinarski, J., Griffiths, T. and McKay, L. (2006). <i>Threatened Species of the Northern Territory - Mertens Water Monitor - Varanus mertensi</i>. Northern Territory Department of Environment and Natural Resources. [online] Available at: <a href="https://nt.gov.au/_data/assets/pdf_file/0018/206460/mertens-water-monitor.pdf">https://nt.gov.au/_data/assets/pdf_file/0018/206460/mertens-water-monitor.pdf</a> [Accessed 1 May 2018].</p>	
<b>Mitchell's Water Monitor</b> <i>Varanus mitchelli</i>	-	VU	<p><b>Habitat:</b> Semi-aquatic and arboreal, inhabiting margins of watercourses, swamps and lagoons (Ward 2012).</p> <p><b>Distribution:</b> Top End of the NT and Kimberley in WA (Schultz &amp; Doody 2004). In the NT, recorded in most catchments flowing into the Timor Sea, Arafura Sea and the Gulf of Carpentaria (Ward 2012).</p> <p><b>LOW</b></p> <ul style="list-style-type: none"> <li>Ephemeral watercourses and limited pools are unlikely to provide suitable habitat.</li> <li>Survey area at the edge of known range.</li> </ul>
		<p>Doody, J.S., Green, B., Rhind, D., Castellano, C., Sims, R. and Robinson, T. (2009). Population-level declines in Australian predators caused by an invasive species. <i>Animal Conservation</i>, Vol. 12, pp. 46-53.</p> <p>Schultz, T. and Doody, S. (2004). <i>Varanus mitchelli</i>. In: Pianka et al. (eds.). <i>Varanoid lizards of the world</i>. Indiana University Press, Bloomington, Indianapolis.</p> <p>Ward, S. (2012). <i>Threatened Species of the Northern Territory - Mitchell's Water Monitor - Varanus mitchelli</i>. Northern Territory Department of Environment and Natural Resources. [online] Available at: <a href="https://nt.gov.au/_data/assets/pdf_file/0019/206461/mitchells-water-monitor.pdf">https://nt.gov.au/_data/assets/pdf_file/0019/206461/mitchells-water-monitor.pdf</a> [Accessed 21 April 2017].</p>	
<b>Floodplain Monitor</b> <i>Varanus panoptes</i>	-	VU	<p><b>Habitat:</b> Broad range of habitats from coastal beaches to savannah woodlands (Christian 2004). Also common throughout floodplains grasslands and a variety of native woodlands (Ward et al. 2012).</p> <p><b>Distribution:</b> Across northern Australia from the Kimberley in WA to Cape York Peninsula, and southwards through most of Qld. In the NT, recorded across most of the Top End and the Gulf Region (Christian 2004).</p> <p>Experienced significant declines due to cane toad poisoning (Doody et al. 2009).</p> <p><b>LOW</b></p> <ul style="list-style-type: none"> <li>Open woodlands within the survey area may provide potential habitat.</li> <li>Survey area is at the edge of known range.</li> <li>Closest known occurrence is more than 100km E and NW of survey area and prior to 1990.</li> </ul>
		<p>Christian, K. (2004). <i>Varanus panoptes</i>. In: Pianka et al. (eds.). <i>Varanoid lizards of the world</i>. Indiana University Press, Bloomington, Indianapolis.</p> <p>Doody, J.S., Green, B., Rhind, D., Castellano, C., Sims, R. and Robinson, T. (2009). Population-level declines in Australian predators caused by an invasive species. <i>Animal Conservation</i>, Vol. 12, pp. 46-53.</p> <p>Ward, S., Woinarski, J., Griffiths, T. &amp; McKay, L. (2012). <i>Threatened Species of the Northern Territory - Yellow Spotted Monitor, Northern Sand Goanna, Floodplain Monitor - Varanus panoptes</i>. Northern Territory Department of Environment and Natural Resources. [online] Available at: <a href="https://nt.gov.au/_data/assets/pdf_file/0006/206466/floodplain-monitor.pdf">https://nt.gov.au/_data/assets/pdf_file/0006/206466/floodplain-monitor.pdf</a> [Accessed 7 April 2017].</p>	

REPTILES (MARINE)				
<b>Gulf Snapping Turtle</b> <i>Elseya lavarackorum</i>	EN	-	<b>Habitat:</b> Large rivers and their associated overflow lagoons and oxbow lakes (Cogger 2000; Woinarski 2006). Found in deeper permanent pools most often with muddy, sandy or rocky bottoms. Also found in the middle reaches of rivers, upstream of saline regions and downstream of escarpments, including plunge pools. Steep rocky gorges, and river reaches with intact river banks seem to be preferred habitats (Thomson et al. 1997). <b>Distribution:</b> Rivers in far eastern NT and far western Qld which discharge into the Gulf of Carpentaria. In the NT this includes the Roper, Limmen Bight, Robinson and Nicholson Rivers (DoE 2017).	<b>NONE</b> <ul style="list-style-type: none"><li>• No large rivers preferred by this species are present within the survey area.</li><li>• No proximate records.</li></ul>
			Cogger, H.G. (2000). <i>Reptiles and Amphibians of Australia - 6th edition</i> . Reed New Holland, Sydney, NSW. Department of the Environment (2017). <i>Elseya lavarackorum - Gulf Snapping Turtle</i> . Species Profile and Threats Database, Department of the Environment, Canberra. [online] Available at: <a href="https://www.environment.gov.au/cgi-bin/sprat/public/publicspecies.pl?taxon_id=67197">https://www.environment.gov.au/cgi-bin/sprat/public/publicspecies.pl?taxon_id=67197</a> [Accessed 21 April 2017]. Thomson, S., White, A. and Georges, A. (1997). Re-evaluation of <i>Emydura lavarackorum</i> : identification of a living fossil. <i>Memoirs of the Queensland Museum</i> , Vol. 42 (No. 1), pp. 327-336. Woinarski, J. (2006). <i>Threatened Species of the Northern Territory - Gulf Snapping Turtle - Elseya lavarackorum</i> . Northern Territory Department of Environment and Natural Resources. [online] Available at: <a href="https://nt.gov.au/_data/assets/pdf_file/0008/376181/gulf-snapping-turtle.pdf">https://nt.gov.au/_data/assets/pdf_file/0008/376181/gulf-snapping-turtle.pdf</a> [Accessed 21 April 2017].	
FISH				
<b>Freshwater or Largetooth Sawfish</b> <i>Pristis pristis</i>	VU	VU	<b>Habitat:</b> Tropical marine and estuarine habitats, entering estuarine or fresh waters to breed during the wet season and moving into marine waters following the wet season (Peeverell 2005). <b>Distribution:</b> Circumtropical, with distinct populations in the eastern Atlantic, western Atlantic, eastern Pacific and Indo-West Pacific – including northern Australia (TSSC 2014). In the NT, reported in Adelaide, Victoria, Daly, East and South Alligator, Goomadeer, Roper, McArthur, Wearyan and Robinson Rivers (TSSC 2014).	<b>NONE</b> <ul style="list-style-type: none"><li>• No marine / estuarine habitat used by this species is present within the survey area.</li><li>• No proximate records.</li></ul>
			Peeverell, S.C. (2005). Distribution of sawfishes (Pristidae) in the Queensland Gulf of Carpentaria, Australia, with notes on their ecology. <i>Environmental Biology of Fishes</i> , Vol. 73, pp. 391-402. Threatened Species Scientific Committee (2014). <i>Approved Conservation Advice - Pristis pristis (largetooth sawfish)</i> . Canberra: Department of the Environment. In effect under the EPBC Act from 11-April-2014. [online] Available at: <a href="http://www.environment.gov.au/biodiversity/threatened/species/pubs/60756-conservation-advice.pdf">http://www.environment.gov.au/biodiversity/threatened/species/pubs/60756-conservation-advice.pdf</a> [Accessed 26 April 2017].	
FLORA				
<b>Swordfern</b> <i>Macrothelypteris torresiana</i>	-	EN	<b>Habitat:</b> Sheltered sandstone gorges associated with springs and groundwater seepages (Cowie & Westaway 2012). <b>Distribution:</b> Isolated populations in northern WA, eastern Qld, north-eastern NSW and the NT (two locations on Wollgorang Station in the Gulf region, adjacent to the Qld border) (Cowie & Westaway 2012). There are substantial areas of potentially-suitable habitat in Western Arnhem Land that are poorly surveyed at the scale and intensity necessary to exclude the possibility that more subpopulations exist; however, the chance of finding additional subpopulations in that area appears relatively low (Cowie & Westaway 2012).	<b>NONE</b> <ul style="list-style-type: none"><li>• The survey area contains no sandstone gorges that this species prefers.</li><li>• No proximate records.</li></ul>
			Cowie, I. and Westaway, J. (2012). <i>Threatened Species of the Northern Territory - Macrothelypteris torresiana</i> . Northern Territory Department of Environment and Natural Resources. [online] Available at: <a href="https://nt.gov.au/_data/assets/pdf_file/0006/208473/macrothelypteris-torresiana.pdf">https://nt.gov.au/_data/assets/pdf_file/0006/208473/macrothelypteris-torresiana.pdf</a> [Accessed 28 April 2017].	

## APPENDIX C      LIKELIHOOD OF OCCURRENCE ASSESSMENT FOR MIGRATORY SPECIES WITHIN SURVEY AREA

Species	Species details	Likelihood of occurrence
<b>MIGRATORY MARINE BIRDS</b>		
<i>Apus pacificus</i> <b>Fork-tailed Swift</b>	<p><b>Habitat:</b> Almost exclusively aerial. Mostly occurs over dry or open habitats, including riparian woodland and tea-tree swamps, low scrub, heathland or saltmarsh. Catches insects on the wing (DoE 2017).</p> <p><b>Distribution:</b> A non-breeding visitor to all states and territories of Australia. Breeds in Siberia and migrates southward during the northern winter (DoE 2017).</p>	<p><b>MEDIUM (above the project area)</b></p> <ul style="list-style-type: none"> <li>Given the broad distribution and wide ranging nature of <i>Apus pacificus</i> it is likely to be present (at some time period) within/over the project area.</li> <li>The project area is within the species' distribution.</li> <li>The dry, open grasslands and riparian woodland occurring in the project area would provide suitable habitat for this species.</li> </ul>
Department of Environment (DoE) 2017, <i>Apus pacificus</i> in Species Profile and Threats Database, Department of the Environment, Canberra, viewed September 2017, <a href="http://www.environment.gov.au/">http://www.environment.gov.au/</a> .		
<b>MIGRATORY MARINE SPECIES</b>		
<i>Crocodylus porosus</i> <b>Saltwater Crocodile</b>	<p><b>Habitat:</b> Mostly occurs in tidal rivers, coastal floodplains and channels, billabongs and swamps (Webb et al. 1987) up to 150 km inland from the coast</p> <p><b>Distribution:</b> Northern Australia coastal waters, estuaries, lakes, inland swamps and marshes.</p>	<p><b>NONE</b></p> <ul style="list-style-type: none"> <li>No major river systems utilised by this species occur within the project area.</li> <li>The project area is over 200km inland from the coast.</li> </ul>
<b>MIGRATORY TERRESTRIAL SPECIES</b>		
<i>Cecropis daurica</i> <b>Red-rumped Swallow</b>	<p><b>Habitat:</b> Predominately forages over wetlands or open areas such as golf courses. Perches on bare branches or wires (DoE 2017).</p> <p><b>Distribution:</b> Vagrant to Australia; may be found between December and February in around the Top End including Darwin (DoE 201).</p>	<p><b>LOW</b></p> <ul style="list-style-type: none"> <li>Vagrant to Australia</li> <li>The woodland vegetation of the project area is unlikely to provide suitable foraging habitat for the species, which forages over wetlands.</li> </ul>
Department of Environment (DoE) 2017, <i>Cecropis daurica</i> in Species Profile and Threats Database, Department of the Environment, Canberra, viewed September 2017, <a href="http://www.environment.gov.au/">http://www.environment.gov.au/</a> .		

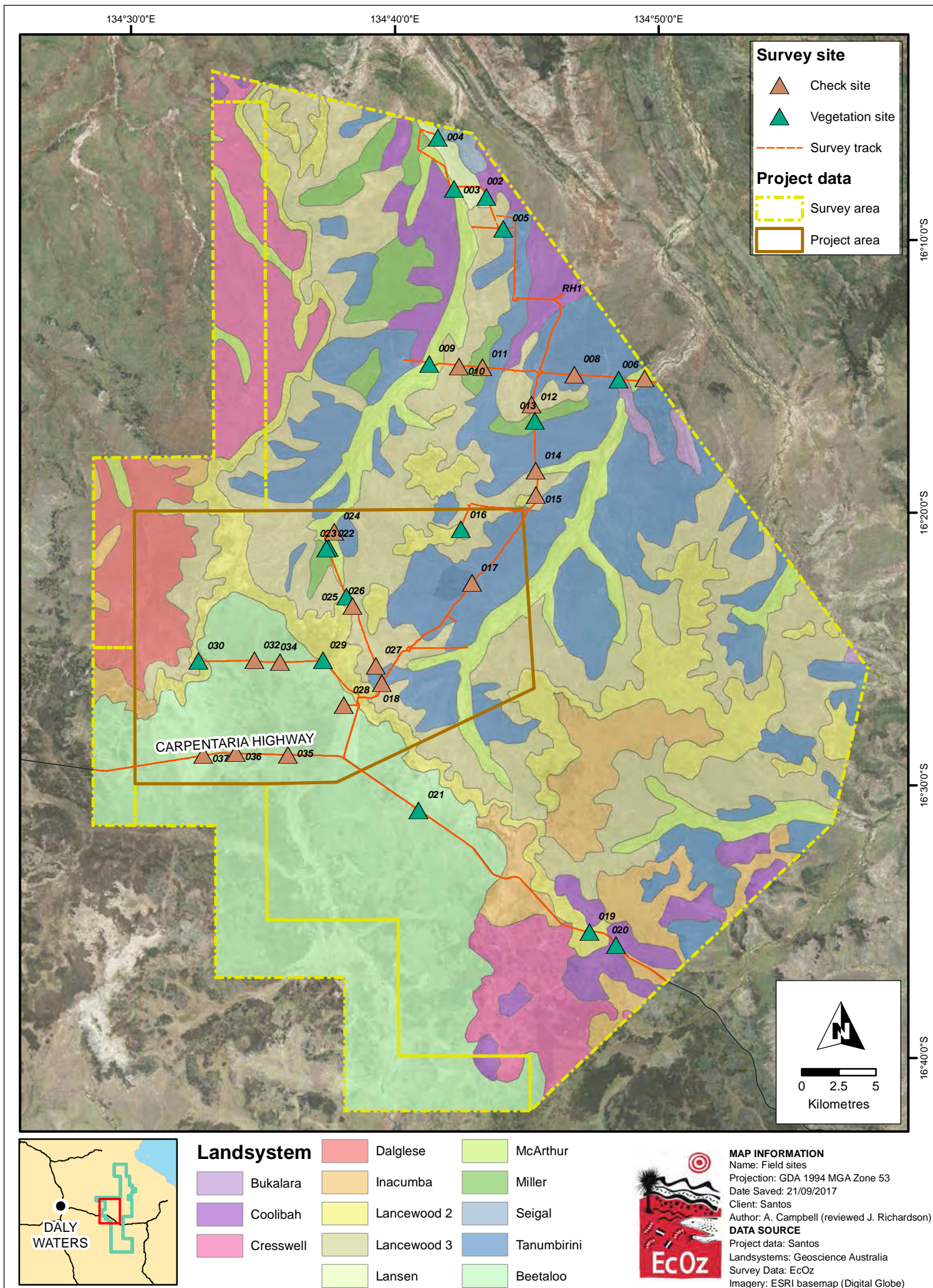


Species	Species details	Likelihood of occurrence
<i>Cuculus optatus</i> <b>Oriental Cuckoo</b>	<p><b>Habitat:</b> Uses a range of vegetated habitats such as monsoon rainforest, wet sclerophyll forest, open woodlands and appears quite often along edges of forests, or ecotones between forest types (DoE 2017).</p> <p><b>Distribution:</b> Widespread in Top End from Darwin, north to Melville and South Goulburn Islands, east to Gove Peninsula, Groote Eylandt and Sir Edward Pellew Group and south to Roper River (DoE 2017).</p>	<p><b>LOW</b></p> <ul style="list-style-type: none"> <li>• The project area is within the distribution of the species</li> <li>• The open woodland vegetation and creek line vegetation within the project area does not provide suitable habitat for the species</li> </ul>
Department of Environment (DoE) 2017, <i>Cuculus optatus</i> in Species Profile and Threats Database, Department of the Environment, Canberra, viewed September 2017, <a href="http://www.environment.gov.au/">http://www.environment.gov.au/</a> .		
<i>Hirundo rustica</i> <b>Barn Swallow</b>	<p><b>Habitat:</b> Found above open vegetated areas including farmland, sports grounds, native grasslands and airstrips as well as over open water such as billabongs, lagoons, creeks and sewage treatment plants. Perch on bare branches or wires, and gather in flocks to during the day, and roost at night perched in vegetation, usually tall wetland grasses (DoE 2017).</p> <p><b>Distribution:</b> Found between December and February in around the Top End including Darwin (DoE 2017).</p>	<p><b>LOW</b></p> <ul style="list-style-type: none"> <li>• Vagrant to the area.</li> <li>• Nearest records &gt; 200km to the NE</li> </ul>
Department of Environment (DoE) 2017, <i>Hirundo rustica</i> in Species Profile and Threats Database, Department of the Environment, Canberra, viewed September 2017, <a href="http://www.environment.gov.au/">http://www.environment.gov.au/</a> .		
<i>Motacilla cinerea</i> <b>Grey Wagtail</b>	<p><b>Habitat:</b> Has a strong association with water with all confirmed Australian records being associated with water; especially creeks, rivers and waterfalls (DoE 2017).</p> <p><b>Distribution:</b> Scarce but regular visitor to northern Australia, including the Top End of the Northern Territory around the greater Darwin region (DoE 2017).</p>	<p><b>LOW</b></p> <ul style="list-style-type: none"> <li>• The species is a vagrant visitor to Australia.</li> <li>• The project area is south of the known distribution of the species in Australia.</li> <li>• Creek areas within the project area may provide limited suitable habitat for the species.</li> <li>• One record (2002) from the Roper River (&gt;150km north of project area)</li> </ul>
Department of Environment (DoE) 2017, <i>Motacilla cinerea</i> in Species Profile and Threats Database, Department of the Environment, Canberra, viewed September 2017, <a href="http://www.environment.gov.au/">http://www.environment.gov.au/</a> .		
<i>Motacilla flava</i> <b>Yellow Wagtail</b>	<p><b>Habitat:</b> Typically inhabit open grassy flats near water, including open areas with low vegetation such as grasslands, airstrips, pastures, sports fields; damp open areas such as muddy or grassy edges of wetlands, rivers, irrigated farmland, dams, waterholes; sewage farms, sometimes utilise tidal mudflats and edges of mangroves (DEE, 2015).</p> <p><b>Distribution:</b> Regular summer visitor to Northern Australia including the greater Darwin area (DEE, 2015).</p>	<p><b>LOW</b></p> <ul style="list-style-type: none"> <li>• The vegetation of the project area is unlikely to provide limited suitable open areas for foraging of the species.</li> <li>• The project area is south of the known distribution of the species in Australia.</li> </ul>
Department of Environment (DoE) 2017, <i>Apus pacificus</i> in Species Profile and Threats Database, Department of the Environment, Canberra, viewed September 2017, <a href="http://www.environment.gov.au/">http://www.environment.gov.au/</a> .		

Species	Species details	Likelihood of occurrence
<b>MIGRATORY WETLAND SPECIES</b>		
<i>Actitis hypoleucos</i> <b>Common Sandpiper</b>	<p><b>Habitat:</b> In Australia, the species inhabits mainly coastal but some inland wetlands where the species forages in shallow water on mudflats (DoE 2017).</p> <p><b>Distribution:</b> Widespread across coastal regions of the Top End of the Northern Territory, and widespread but scattered inland, mostly north of Tennant Creek (DoE 2017).</p>	<p><b>LOW</b></p> <ul style="list-style-type: none"> <li>• There is no suitable habitat within the project area for the species.</li> </ul>
	Department of Environment (DoE) 2017, <i>Actitis hypoleucos</i> in Species Profile and Threats Database, Department of the Environment, Canberra, viewed September 2017, <a href="http://www.environment.gov.au/">http://www.environment.gov.au/</a> .	
<i>Calidris acuminata</i> <b>Sharp-tailed Sandpiper</b>	<p><b>Habitat:</b> Prefers muddy edges of shallow wetlands, with inundated low vegetation (DoE 2017).</p> <p><b>Distribution:</b> Widespread summer migrant to coastal and inland Australia. (DoE 2017)</p>	<p><b>LOW</b></p> <ul style="list-style-type: none"> <li>• There is little suitable habitat within the project area for the species.</li> </ul>
	Department of Environment (DoE) 2017, <i>Calidris acuminata</i> in Species Profile and Threats Database, Department of the Environment, Canberra, viewed September 2017, <a href="http://www.environment.gov.au/">http://www.environment.gov.au/</a> .	
<i>Calidris melanotos</i> <b>Pectoral Sandpiper</b>	<p><b>Habitat:</b> Shallow fresh waters, often with low grass or other herbage, flooded pastures, sewage ponds, occasionally tidal areas, saltmarshes. (Pizzey &amp; Knight, 2012)</p> <p><b>Distribution:</b> Widespread, common summer migrant Australia; mostly coastal. (Pizzey &amp; Knight, 2012) In the Northern Territory (NT), the Pectoral Sandpiper is found at Darwin and Alice Springs (Higgins &amp; Davies 1996).</p>	<p><b>LOW</b></p> <ul style="list-style-type: none"> <li>• Given the preference for wetland areas, there is little suitable habitat within the project area for this species.</li> </ul>
	Department of Environment (DoE) 2017, <i>Calidris melanotos</i> in Species Profile and Threats Database, Department of the Environment, Canberra, viewed September 2017, <a href="http://www.environment.gov.au/">http://www.environment.gov.au/</a> .	
<i>Charadrius veredus</i> <b>Oriental Plover</b>	<p><b>Habitat:</b> After moving from coastal environments <i>Charadrius veredus</i> usually inhabit flat, open, grasslands, where short grass is interspersed with hard, bare ground (Boekel 1980; Carruthers 1966; Pedler 1982)</p> <p><b>Distribution:</b> Oriental Plover is a non-breeding visitor to Australia, where the species occurs in both coastal and inland areas, mostly in northern Australia. It is found on black soil plains in the Northern Territory and Queensland (DoE, 2016).</p>	<p><b>MEDIUM</b></p> <ul style="list-style-type: none"> <li>• The project area is within the species range.</li> <li>• The grasslands (and black soil plains) within the project area represent suitable habitat.</li> </ul>
	Department of Environment (DoE) 2017, <i>Charadrius veredus</i> in Species Profile and Threats Database, Department of the Environment, Canberra, viewed September 2017, <a href="http://www.environment.gov.au/">http://www.environment.gov.au/</a> .	

## **APPENDIX D     MAP OF DESKTOP ASSESSMENT SURVEY SITES**





Path: Z:\01 EcOz\_Documents\04 EcOz Vantage GIS\IEZ17088 - Santos Rehab and Ecology\01 Project Files\Ecology report maps\Field sites.mxd

**Map showing survey sites and land systems**



EcOz Pty Ltd.  
ABN 81 143 989 039

Winlow House, 3rd Floor  
75 Woods Street  
Darwin NT 0800

GPO Box 381,  
Darwin NT 0800

T: +61 8 8981 1100  
F: +61 8 8981 1102  
E: [ecoz@ecoz.com.au](mailto:ecoz@ecoz.com.au)  
[www.ecoz.com.au](http://www.ecoz.com.au)



**Appendix E: Weed Management Plan**





# Weed Management Plan (2021–25)

HFS program - EP 161



# DOCUMENT CONTROL RECORD

<b>Job</b>	EZ21136
<b>Document ID</b>	203853-12 (supercedes 182238-30)
<b>Author(s)</b>	Felicity Watt and Jose Wenceslau

## DOCUMENT HISTORY

Rev	Reviewed by	Approved by	Issued to	Date
1	Glen Ewers	Glen Ewers	Mitch Bird	27 July 2021

Recipients are responsible for eliminating all superseded documents in their possession.

EcOz Pty Ltd.  
ABN: 81 143 989 039  
Winlow House, 3<sup>rd</sup> Floor  
75 Woods Street  
DARWIN NT 0800  
GPO Box 381, Darwin NT 0800

Telephone: +61 8 8981 1100  
Facsimile: +61 8 8981 1102  
Email: [ecoz@ecoz.com.au](mailto:ecoz@ecoz.com.au)  
Internet: [www.ecoz.com.au](http://www.ecoz.com.au)



## RELIANCE, USES and LIMITATIONS

This report is copyright and is to be used only for its intended purpose by the intended recipient, and is not to be copied or used in any other way. The report may be relied upon for its intended purpose within the limits of the following disclaimer.

This study, report and analyses have been based on the information available to EcOz Environmental Consultants at the time of preparation. EcOz Environmental Consultants accepts responsibility for the report and its conclusions to the extent that the information was sufficient and accurate at the time of preparation. EcOz Environmental Consultants does not take responsibility for errors and omissions due to incorrect information or information not available to EcOz Environmental Consultants at the time of preparation of the study, report or analyses.



# TABLE OF CONTENTS

<b>1</b>	<b>INTRODUCTION .....</b>	<b>3</b>
1.1	Scope & objectives.....	3
1.2	Dedicated weed officer.....	3
1.3	Site activities and project footprint.....	3
<b>2</b>	<b>LEGAL REQUIREMENTS .....</b>	<b>5</b>
2.1.1	Petroleum (Environment) Regulations .....	5
2.1.2	Weeds Management Act.....	5
2.1.3	Management plans and guidelines .....	5
2.1.4	Santos environmental policy .....	5
<b>3</b>	<b>WEED RISK MITIGATION MEASURES.....</b>	<b>6</b>
<b>4</b>	<b>WEED SPECIES .....</b>	<b>7</b>
<b>5</b>	<b>ANNUAL ACTION PLAN.....</b>	<b>11</b>
<b>6</b>	<b>WEED MONITORING .....</b>	<b>12</b>
6.1	Notification procedure .....	12
6.2	Recording .....	12
6.3	Reporting.....	13
<b>7</b>	<b>REFERENCES.....</b>	<b>13</b>

## Appendices

<b>APPENDIX A</b>	<b>SANTOS CORPORATE ENVIRONMENTAL POLICY</b>
<b>APPENDIX B</b>	<b>WEED HYGIENE DECLARATION</b>
<b>APPENDIX C</b>	<b>WEED CONTROL RECORDING TEMPLATE</b>

## Tables

Table 3-1.	Weed risk and mitigation measures .....	6
Table 4-1.	Declared weed species recorded on EP 161 .....	7
Table 4-2.	Other weeds with the potential to occur on EP 161 .....	8
Table 5-1.	Annual action plan .....	11

## Figures

Figure 1-1.	Map of HFS program footprint.....	4
Figure 4-1.	Map of 2021 survey tracks and weed observations at Tanumbirini survey area.....	9
Figure 4-2.	Map of 2021 survey tracks and weed observations at Inacumba survey area.....	10

# 1 INTRODUCTION

---

Santos owns and operates onshore shale gas exploration permit (EP) 161, and has undertaken exploration activities there since 2013. The EP straddles the Carpentaria Highway, approximately 350 km south-east of Katherine. Approval was received from the NT Department of Environment and Natural Resources (DENR) in 2019 to undertake civil works and infrastructure development at the Tanumbirini 1/2H and Inacumba 1/1H well lease pads. A Weed Management Plan was prepared as part of the development of the approval process (EcOz 2019a).

Further to this work, Santos commenced a Hydraulic Fracturing Stimulation (HFS) program in 2019-2020 at these well locations, with the aim of improving understanding of the potential of EP 161. Program activities are regulated through an Environmental Management Plan (EMP) approved by DENR. EcOz were engaged in 2019 to prepare an associated Weed Management Plan (WMP) for the duration of works required as a component of the EMP under the *Petroleum (Environment) Regulations*. This document is the 2021 update of that plan – the major changes being an expanded footprint and new survey results.

## 1.1 Scope & objectives

The scope of this WMP is to outline the weed management measures that will be implemented to prevent the introduction and spread of weeds during the works associated with the HFS.

The objectives of this plan are to:

- Comply with all applicable legislation, regulations, conditions and regional weed management plans.
- Address the specific weed management requirements of station owners.
- Provide controls for HFS activities to avoid introducing new weed species into the program footprint.
- Avoid or control the spread of existing weed species into new areas within the program footprint.
- Detail appropriate monitoring, reporting and incident response procedures f.

The WMP is applicable to all activities associated with the HFS program for the 2021–2025 period (or for as long as it lasts), and will be used by all personnel (including contractors) involved in program activities.

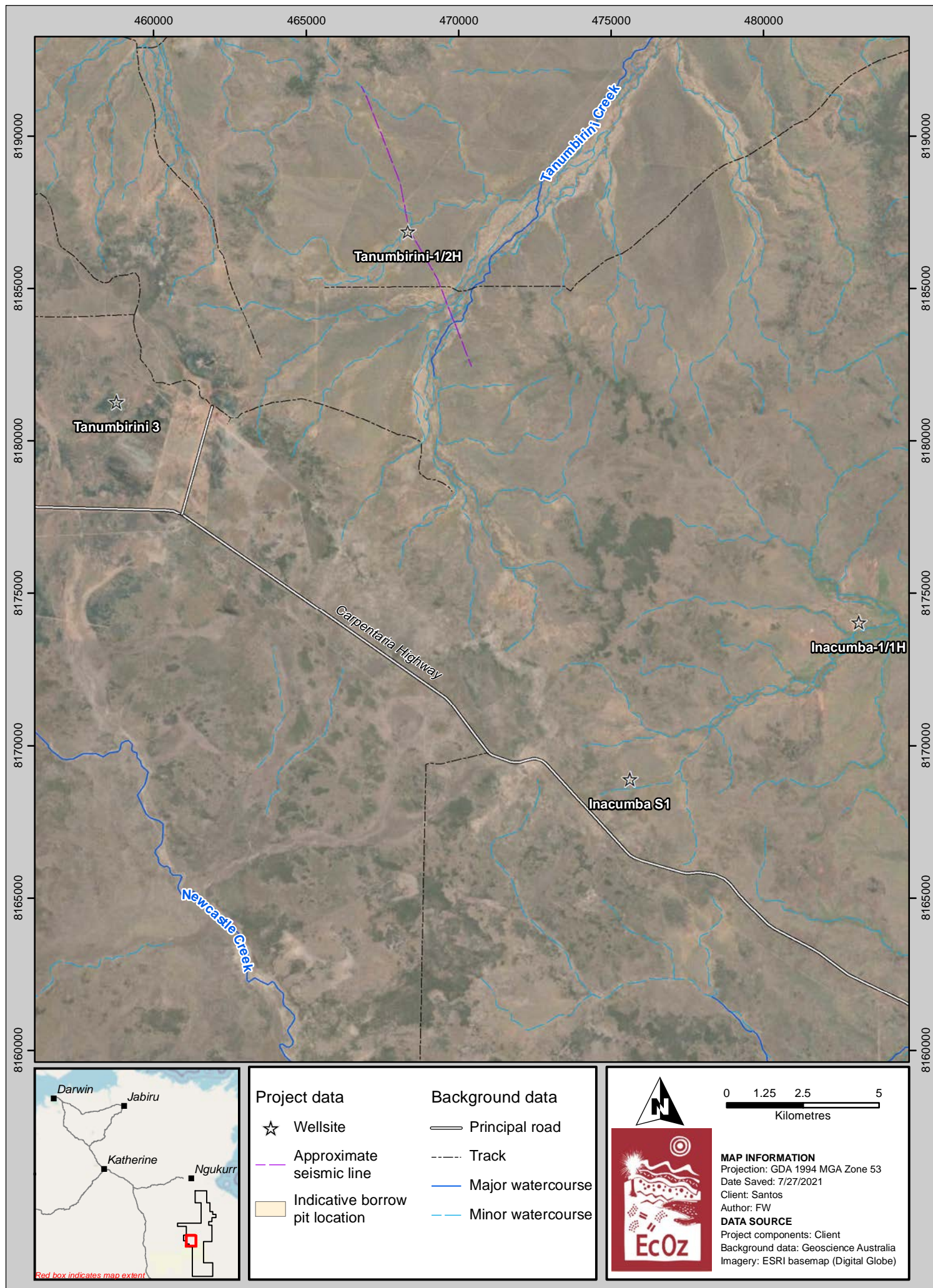
## 1.2 Dedicated weed officer

The *Scientific Inquiry into Hydraulic Fracturing* recommended a dedicated weed officer for each gas field. Contact details for Santos' weed officer for EP 161 are Mitch Bird, Senior Environmental Advisor, Tel: 07 3838 3799, Email: [mitch.bird@santos.com](mailto:mitch.bird@santos.com)

## 1.3 Site activities and project footprint

The HFS program footprint is mapped in Figure 1-1 and consists of:

- Tanumbirini-1/2H well site and associated borrow pit/s
- Inacumba-1/1H well site and associated borrow pit/s
- Inacumba S1 (referred to as Tanumbirini-C and Inacumba SW-A respectively in previous reports)
- Tanumbirini 3, groundwater monitoring bores, and associated access tracks
- A 10 km seismic survey track which runs through the Tanumbirini 1/2H well site
- Associated access tracks used for Santos's operations and any new disturbance areas



Path: Z:\01 EcOz\_Documents\04 EcOz Vantage GIS\Santos\_Tanumbirini\EZ21061 - Santos Post Wet Season Weed Survey 2021\01 Project Files\Report maps\Figure 1-1. Map of survey footprint.mxd

**Figure 1-1. Map of HFS program footprint**



## 2 LEGAL REQUIREMENTS

---

The following legislation, statutory obligations and guidelines were considered during the preparation of this weed management plan.

### 2.1.1 Petroleum (Environment) Regulations

The Petroleum (Environment) Regulations, require submission of an EMP prior to any petroleum exploration or production activity. This weed management plan represents a component of the EMP, as required under the regulations.

### 2.1.2 Weeds Management Act

This Act aims to protect the Territory's economy, community, industry and environment from the adverse impact of weeds. It declares undesirable species of plants as weeds, and requires these species to be controlled, eradicated or prevented from entering the Northern Territory (NT) depending on their classification. Under the Act, weeds are classified into one of three classes:

- Class A declared plant – to be eradicated
- Class B declared plant – growth and spread to be controlled
- Class C declared plant – not to be introduced into the NT (includes all Class A and B weeds).

The Act specifies how weeds in each of the classes must be treated. Weed management plans for specific weeds are endorsed under this Act.

### 2.1.3 Management plans and guidelines

#### ***Statutory Weed Management Plans***

These plans are legal documents containing specific information about management requirements for certain high priority weeds. Section 4 lists weeds that are present or have the potential for introduction onto EP 161, and notes those with an associated statutory weed management plan.

#### ***Guidelines and standards***

The following guidelines associated with the management of weeds in the NT have also been considered during the preparation of this WMP:

- *Northern Territory Weed Management Handbook* (Weed Management Branch 2015a)
- *Northern Territory Weed Data Collection Manual* (Weed Management Branch 2015b)

### 2.1.4 Santos environmental policy

Santos' Corporate Environmental Policy is a public declaration of its understanding of the environmental impacts and risks associated with its operations, as well as a demonstration of its compliance with all relevant environmental, health and safety regulations, legislation and guidelines. A copy is provided as Appendix A.

### 3 WEED RISK MITIGATION MEASURES

The EMP risk assessment process identified a number of weed introduction and/or spread risks associated with the scope of this plan. Table 3-1 documents these risks as well as the mitigation measures that will be implemented to reduce this risk.

**Table 3-1. Weed risk and mitigation measures**

Weed risk	Mitigation measures	Measurement criteria	Responsible person
Introduction of new weed species to EP 161 from plant and vehicles.	All vehicles / machinery / equipment entering the EP to be cleaned and free of soil and vegetative matter, and have a valid weed hygiene declaration	A register of vehicle / equipment / machinery inspection is kept. <sup>1</sup> Spot checks on vehicle / equipment / machinery to ensure inspections are completed correctly	Santos Dedicated Weed Officer
	Site environmental inductions for all personnel and contractors to include vehicle weed hygiene requirements	All project staff undertake an environmental induction, to be recorded in the Santos Training Register	Santos Dedicated Weed Officer
Weed spread in EP 161 resulting from vehicles/plant traversing existing weed infestations	All infestations of declared weeds mapped; all personnel and contractors made aware of existing infestation locations and trained in the identification of existing weeds	All project staff undertake an environmental induction, to be recorded in the Santos Training Register Weed maps and factsheets included as part of environmental induction All operational staff to attend weed identification training delivered by the NT Weed Management Branch	Santos Dedicated Weed Officer
	All vehicles, machinery and equipment to stay on formed access tracks, except for those involved in clearing	All project staff undertake an environmental induction, as recorded in the Santos Training Register	Santos Dedicated Weed Officer
	If infestations are identified during the program they will be demarcated and avoided, where possible, via a detour around the infestation	Maintain demarcation during operations and inspect (and rectify if needed) daily	Santos Field Representative
	If infestations cannot be avoided, treat prior to traversing using methods set out in Table 5-1. Vehicles/plant to be cleaned and free of soil and vegetative matter prior to	Work plan to reflect additional tasks required Spot checks on vehicle / equipment / machinery to ensure inspections are completed correctly	Santos Field Representative / Santos Dedicated Weed Officer

<sup>1</sup> Weed hygiene declaration included as Appendix B.

Weed risk	Mitigation measures	Measurement criteria	Responsible person
	moving beyond infestation		
Existing weed distribution not fully known due to survey conducted outside of prime growth period	Further monitoring to be undertaken, as set out in Section 6 of this document	Annual reporting against this WMP, as per Section 6.3	Santos Dedicated Weed Officer

## 4 WEED SPECIES

Baseline surveys for weeds within the 2019 civil and seismic program footprint were undertaken in August and November 2018 (EcOz 2019b) and in May 2019 (EcOz 2019c). Surveys focused along access tracks, within a 500 m buffer around the proposed well sites, within the proposed borrow pit locations, and along 40 km of linear transects radiating from Tanumbirini-2.

Additional weed surveys were undertaken in September 2019 (EcOz 2019d) and June 2020 (EcOz 2020) to ensure adequate coverage of the HFS program footprint. Survey coverage is shown in Figure 4-1 and 4-2; full details of these surveys are contained in their respective weed survey reports (EcOz 2019d; EcOz 2020).

Declared weed species recorded within and in proximity to the HFS program footprint are listed in Table 4-1, with locations mapped in Figure 4-2. None of these species have statutory weed management plans.

**Table 4-1. Declared weed species recorded on EP 161**

Common name	Scientific name	NT Class	HFS Footprint
Hyptis	<i>Hyptis suaveolens</i>	B/C	Y
Rubber Bush <sup>2</sup>	<i>Calotropis procera</i>	B/C	N
Spinyhead Sida	<i>Sida acuta</i>	B/C	Y
Sicklepod	<i>Senna obtusifolia</i>	B/C	Y
Star Burr	<i>Acanthospermum hispidum</i>	B/C	Y

Five weed species spread across 75 patches were recorded in the 2021 survey. Generally, the species and extent of weed infestations recorded in 2021 were similar to previous surveys. A small patch of a new declared B/C weed – Star Burr – was recorded along the northern section of the seismic line.

Other weed species with the potential to occur in the region more broadly (and therefore are considered part of this plan) are shown in Table 4-2.

<sup>2</sup> Although Rubber Bush is only declared south of 16°30' S, it was included in this list as current exploration areas are just north of this latitude and the exploration permit area crosses this line of declaration

**Table 4-2. Other weeds with the potential to occur on EP 161**

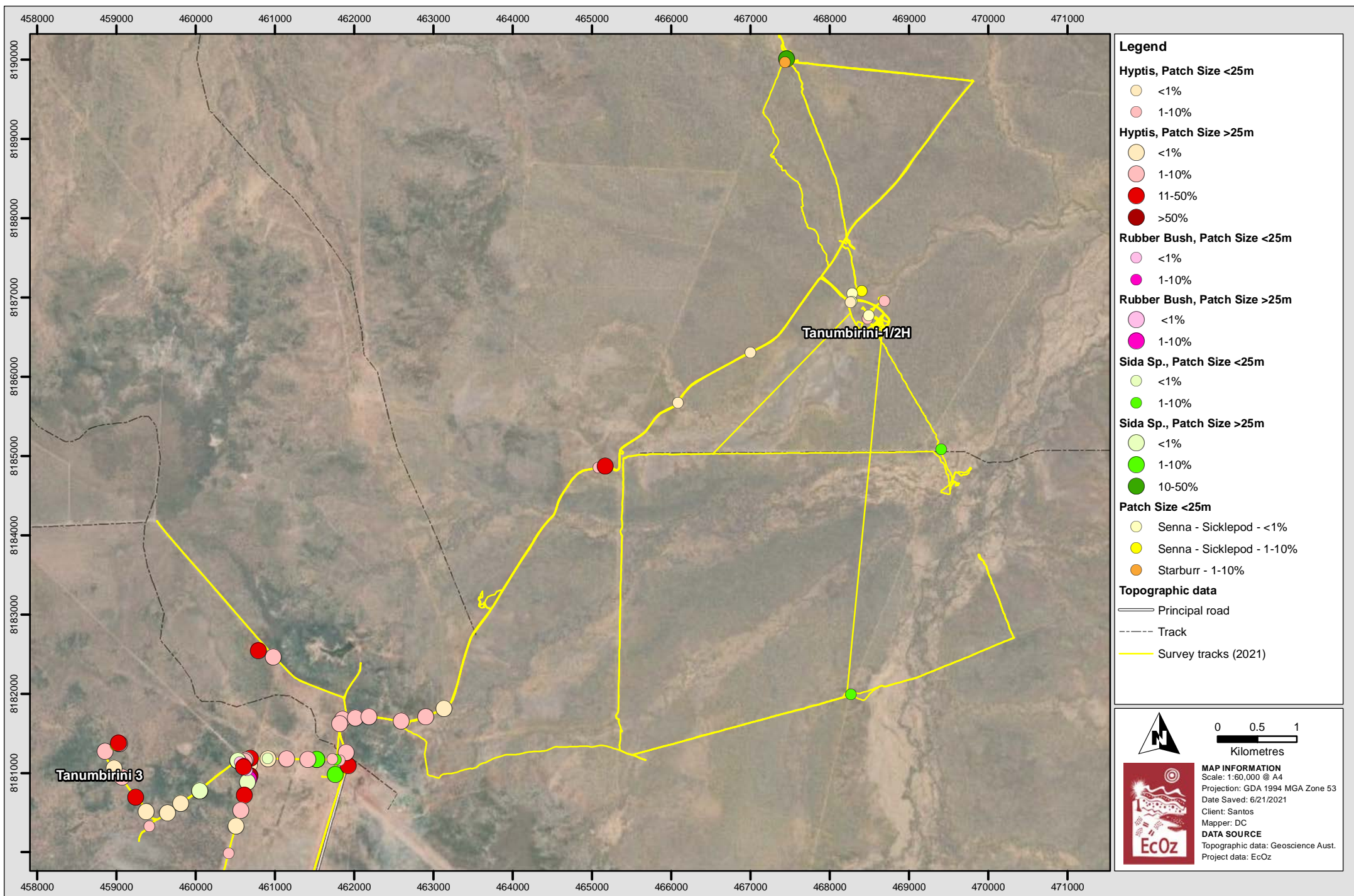
	Common name	Scientific name	NT Class	WoNS
<b>Katherine region priority weeds</b>	Mesquite*	<i>Prosopis spp.</i>	A/C	Y
	Prickly Acacia*	<i>Vachellia nilotica</i>	A/C	Y
	Parkinsonia	<i>Parkinsonia aculeata</i>	B/C	Y
	Chinee Apple*	<i>Ziziphus mauritiana</i>	A/C	-
	Mimosa*	<i>Mimosa pigra</i>	A/C	Y
	Bellyache Bush*	<i>Jatropha gossypifolia</i>	A/C <sup>3</sup>	Y
	Gamba Grass*	<i>Andropogon gayanus</i>	A/C	Y
	Neem*	<i>Azadirachta indica</i>	B/C	-
	Grader Grass*	<i>Themeda quadrivalvis</i>	B/C	Y
	Snake Weed	<i>Stachytarpheta spp.</i>	B/C	-
	Devils Claw	<i>Martynia annua</i>	A/C	-
<b>Other declared weeds</b>	Parthenium <sup>4</sup>	<i>Parthenium hysterophorus</i>	A/C	Y
	Mossman River Grass	<i>Cenchrus echinatus</i>	B/C	-
	Paddy's Lucerne	<i>Sida rhombifolia</i>	B/C	-
	Caltrop	<i>Tribulus terrestris</i>	B/C	-
	Noogoora Burr	<i>Xanthium strumarium</i>	B/C	-
	Khaki Weed	<i>Alternanthera pungens</i>	B/C	-

\* indicates weeds with an associated weed management plan

<sup>3</sup> Bellyache bush classification depends on its location within the NT; the EP is within the Class A eradication zone

<sup>4</sup> Parthenium, previously eradicated from the NT, has recently been recorded in the Katherine Weed Management region

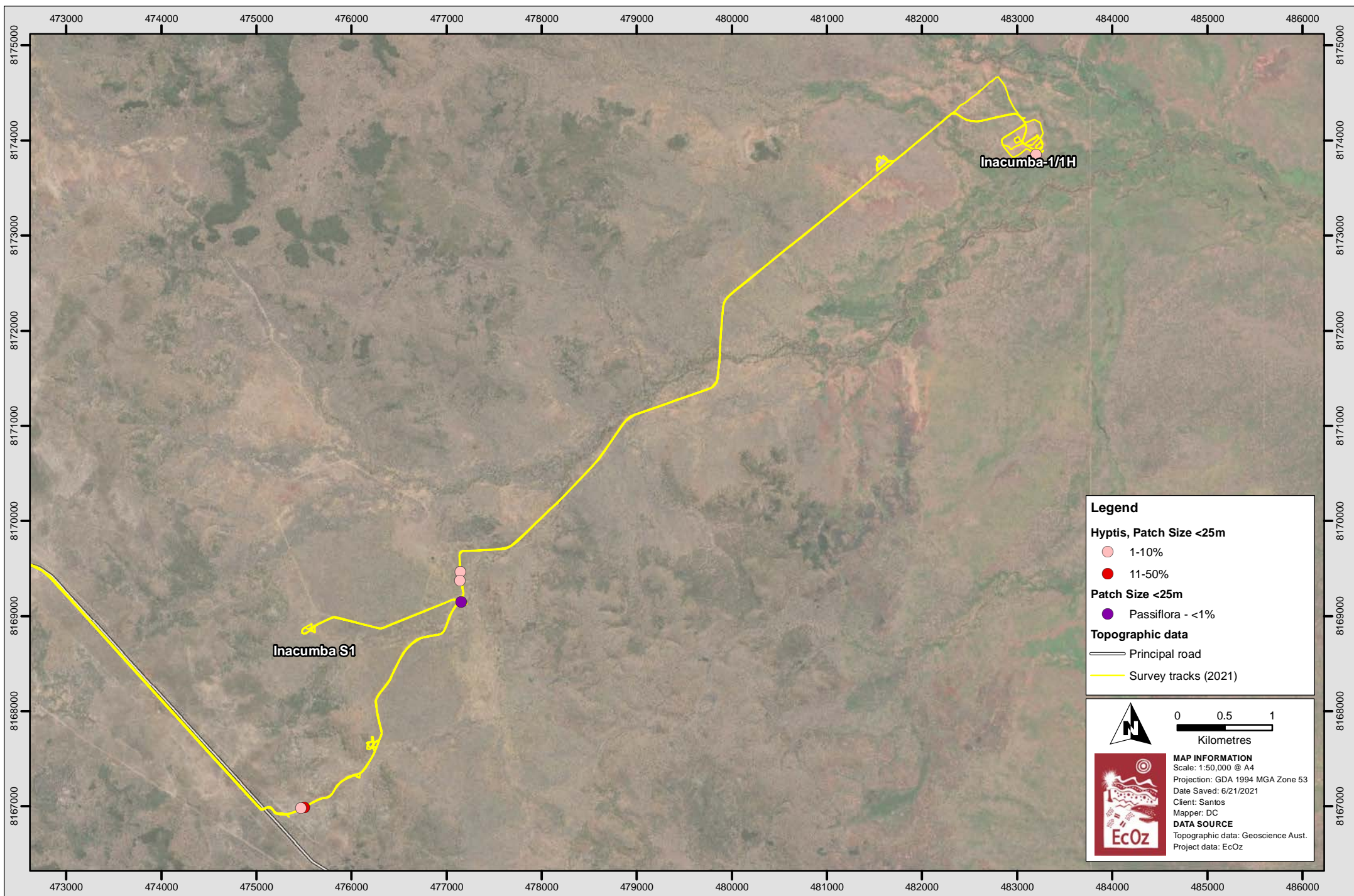




Path: Z:\01 EcOz\_Documents\04 EcOz Vantage GIS\Santos\_Tanumbirini\EZ21061 - Santos Post Wet Season Weed Survey 2021\01 Project Files\Report maps\Tanum\_Weed\_Map.mxd

**Figure 4-1. Map of 2021 survey tracks and weed observations at Tanumbirini survey area**





Path: Z:\01 EcOz\_Documents\04 EcOz Vantage GIS\Santos\_Tanumbirini\EZ21061 - Santos Post Wet Season Weed Survey 2021\01 Project Files\Report maps\Ina\_Weed\_Map.mxd

**Figure 4-2. Map of 2021 survey tracks and weed observations at Inacumba survey area**

## 5 ANNUAL ACTION PLAN

The annual action plan in Table 5-1 details the survey and control activities for weeds recorded within EP 161.

**Table 5-1. Annual action plan**

Weed Management Area	Weed species	Management objective	Survey / monitoring time/s	Treatment time/s	Control method/s	Herbicide
Tanumbirini- 1/2H HFS footprint	Sicklepod	No spread	End of wet season – March depending on site access	End of wet season – March depending on site access	Foliar spray seedlings and adults	Dicamba
	Hyptis	No spread				2,4-D amine 625 g/L
	Sida sp.	No spread				
2D Seismic line	Hyptis	No spread	End of wet season – March depending on site access	End of wet season – March depending on site access	Foliar spray seedlings and adults	2,4-D amine 625 g/L
	Sicklepod	No spread				Dicamba 500 g/L
		Star Burr	No spread	Wet season – December to March	Wet season – December to March	Slash before seed set or foliar spray of seedlings and adults
Tanumbirini Access tracks	Spinyhead Sida	No spread	End of wet season – March depending on site access	End of wet season – March depending on site access	Foliar spray seedlings and adults	2,4-D amine 625 g/L
	Hyptis	No spread				
Inacumba 1/1H HFS footprint	No weeds	Prevent the introduction of weeds	End of wet season – March depending on site access	Immediately if weeds are found	Refer to the NT Weed Management Handbook	
Inacumba Access Tracks	Hyptis	No spread	End of wet season – March depending on site access	End of wet season – March depending on site access	Foliar spray seedlings and adults	2,4-D amine 625 g/L

*Treatment times, control methods have been taken from the NT Weed management handbook – refer to the handbook for herbicide application rates*

## 6 WEED MONITORING

---

The requirements for weed monitoring within each component of the project area are outline above in Section 5. Additional to the survey / monitoring times listed in Table 5-1, monitoring for weed incursions will be ongoing during operations, as all operational staff will have a responsibility to report new weed incursions to Santos' dedicated weed officer. Should new weed incursions be identified during monitoring, control will be undertaken during recommended treatment times, and follow-up surveys will be within three months to ensure effective eradication of the incursions.

Upon completion of equipment installation, the potential for weed spread within the project area should be largely reduced to access tracks including those used to access the passive seismic monitoring stations, the 2D seismic line, and wellsite infrastructure. To target survey efforts within areas at high risk of weed establishment, weed monitoring will focus on the following areas:

- Known weed locations
- Along access tracks
- 2D seismic line
- 50 m buffer around stock watering points traversed by access tracks
- 50 m buffer around wellsite and seismic monitoring infrastructure
- Any other areas that were disturbed during track, seismic line, or well construction, or tiltmeter installation. Sites that have been rehabilitated will be surveyed on foot.

### 6.1 Notification procedure

All new weed incursions will be reported to the NT Weed Management Branch by Santos' dedicated weed officer. Initial notification will be verbal, followed by written notification of preliminary species identification and location within seven working days.

### 6.2 Recording

All weed monitoring and survey activities will be recorded in accordance with the NT Weed Data Collection Guidelines available at: <https://nt.gov.au/environment/weeds/weed-mapping-and-data-sharing>.

The following attributes of any new weed infestations will be recorded into a GPS enabled device:

- Site ID
- Weed name
- ID confidence
- Date of record
- Coordinate information
- Recorder / organisation
- Infestation size
  - 5 m diameter
  - 20 m diameter
  - 50 m diameter
  - 100 m diameter
- Infestation density
  - 1 = Absent, no weeds of this species in the area
  - 2 = < 1%; very few, not many weeds
  - 3 = 1 – 10%; more than one or two isolate plants
  - 4 = 11 – 50%; Many plants, covering up to half the area



- 5 = > 50%; Weed forms the dominant cover

Weed data will be submitted as an excel spreadsheet to the Weeds Management Branch (refer Appendix C for an example template).

## 6.3 Reporting

Santos' weed management officer will submit annual reporting against this WMP as a component of the EMP environmental reporting requirements. This will include

- Details of activities implemented to address weed spread and introduction risks
- Submission of all weed data collected
- Details of survey and monitoring events, including dates, personnel, maps and track data
- An overview of weed control events and success rates


This annual report will be reviewed by the NT Government's Onshore petroleum weed management officer.

## 7 REFERENCES

---

- EcOz (2019a) *Weed Management Plan, 2019 Exploration Program – EP 161* Report produced by EcOz Environmental Consultants for Santos as part of EMP: McArthur Basin Civil and Seismic Program
- EcOz (2019b) *Ecology Report, 2019 Exploration Program*. Report produced by EcOz Environmental Consultants for Santos
- EcOz (2019c) *2019/2020 Exploration Program EP 161 Weed Survey Report 2019*. Report produced by EcOz Environmental Consultants for Santos
- EcOz (2019d) *Santos EP 161 Hydraulic Fracturing Weed Surveys, September 2019*. Report produced by EcOz Environmental Consultants for Santos.
- EcOz (2020). *2020 Post Wet Season Weed Survey Report EP 161*. Report produced by EcOz Environmental Consultants for Santos
- EcOz (2021) *2021 Post-Wet Season Weed Survey Report – EP 161*. Report produced by EcOz Environmental Consultants for Santos
- Santos (2019), *Environment Management Plan: McArthur Basin 2019 Hydraulic Fracturing Program. NT Exploration Permit 161*.
- Weed Management Branch 2015a, *Northern Territory Weed Management Handbook*, Department of Land Resource Management, Northern Territory Government, Darwin
- Weed Management Branch 2015b, *Northern Territory Weed Data Collection Manual*, Department of Land Resource Management, Northern Territory Government, Darwin

## APPENDIX A SANTOS CORPORATE ENVIRONMENTAL POLICY

<h1>Environment, Health and Safety</h1>			
<h2>Policy</h2>			
<h3>Our Commitment</h3>			
<p>Santos is committed to a workplace where we all go home without injury or illness and manage the impact of our operations on the environment.</p>			
<h3>Our Actions</h3>			
<p>We will:</p>			
<ol style="list-style-type: none"> <li>1. implement a structured and systematic approach to environmental, health and safety management and monitor its effectiveness</li> <li>2. include environmental, health and safety considerations in business planning and decision-making processes</li> <li>3. understand and manage the impact of our operations on the environment</li> <li>4. comply with all relevant environmental, health and safety laws</li> <li>5. promote a strong and consistent safety culture across all aspects of business</li> <li>6. work pro-actively and collaboratively with our stakeholders and the communities in which we operate</li> <li>7. set, measure and review objectives and targets which drive continuous improvement</li> <li>8. report publicly on our environmental, health and safety performance</li> </ol>			
<h3>Governance</h3>			
<p>The Environment Health Safety &amp; Sustainability Committee is responsible for reviewing the effectiveness of this policy.</p>			
<p>This Policy will be reviewed at appropriate intervals and revised when necessary to keep it current.</p>			
<p>Kevin Gallagher Managing Director &amp; CEO</p>			
<p>Status: APPROVED</p>			
Document Owner:	Naomi James, Executive Vice President, EHS & Governance		
Approved by:	The Board	Version:	1
APPROVED 28 October 2016		Page 1 of 1	

## **APPENDIX B    WEED HYGIENE DECLARATION**



# Weed Hygiene Declaration

This declaration is valid for transport and movement of vehicles and equipment from DARWIN to Tanumbirini (provide locations) and will stay current pursuant to the definition of clean in Definitions.

## VEHICLE DESCRIPTION

Make: TOYOTA Registration # or engine number: CD 86 BP  
Was clean prior to entry to SANTOS CAMPSITE, TANUMBIRINI, NT (destination)  
Add equipment examined to the Equipment Register  
Certifier name ELLA-MONIQUE MASON  
Certifier qualification AHCB10201 Qualification date 30.11.2020

## DECLARATION

I, ELLA-MONIQUE MASON (name), of 57 HUDSON Fysh Ave (street)  
LUDMILLA town NT state 0428441693 telephone

declare the information I provided in this declaration is true and correct and I have read the accompanying explanatory notes before completion of this declaration.

Signature Mammonque Date 20.05.2021

## EXPLANATORY NOTES

This certification process was developed to fulfill one of the stated purposes of the NT Weed Management Act and the Qld Land Protection (Pest and Stock Route Management) Act 2002.

It applies to, as a minimum, all weeds listed as weeds in the relevant jurisdiction and any plants that a stakeholder does not want transported or introduced.

## DEFINITIONS

### Clean:

- Means that no soil or organic matter is present on vehicles or equipment
- Vehicles and equipment are considered clean if, after certified weed free, it does not touch soil or vegetative material, ie for a vehicle this means it travels on sealed or well-maintained unsealed roads.

**Equipment** means anything other than a vehicle.

**Vehicle** includes anything used for carrying a thing or person by land, water or air.

**Weed reproductive material** means any part of a plant that is capable of producing another plant by sexual or asexual means. This includes seeds, bulbs, rhizomes, tuber, stem, leaf cuttings or a whole plant.

**Well-maintained unsealed road** means roads that do not have vegetation growing on or encroaching onto the area occupied by traffic.





# Checklist-Cars, 4WD, trucks and trailer

Vehicle Rego Number CD 86BP

Date of inspection 20.05.20

## INTERIOR

Pass ☒

Fail ☐

- Inspect foot wells
- Inspect under mats and carpet as well as the pile of carpet

## BOOT OR TRAY

Pass ☒

Fail ☐

- Inspect under mats or carpet
- Inspect inside spare tyre area/behind spare tyre
- Inspect other recesses in the boot/rear of the vehicle
- Inspect recess of boot lid

## ENGINE BAY

Pass ☒

Fail ☐

Inspect all areas of the engine bay with a particular focus on areas listed below

- Inspect the radiator
- Inspect the grill
- Inspect the top of transmission gearbox
- Inspect the recess under windscreen wipers
- Inspect air filter box

## UNDERSIDE OF VEHICLE

Pass ☒

Fail ☐

- Inspect the wheel arches, wheel trims, flares, step treads, bumpers
- Inspect the mud flaps
- Inspect the tyre rims (particularly the rear side)
- Inspect the top of axels and differentials
- Inspect the top of muffler and surrounds
- Inspect the spare tyres on 4WDs and station wagons (they are often suspended underneath). Remove to check
- Inspect top side of any bash plates

**Note:** these are potentially a high risk area as contaminants collect inside the horizontal positioned rim of the spare tyre.

## CARGO

Pass ☒

Fail ☐

- Inspect all equipment, list in the equipment register below

## FOR UTILITIES AND TRUCKS

N/A

Pass ☐

Fail ☐

- Inspect the floor of the tray. Inspect channels of tail gates and tray drop sides
- Inspect side guards.
- Inspect under chassis rails, including within steel sections
- Inspect the gaps in the floor welds or boards and bolt holes on tray.

## TRAILERS

N/A.

Pass ☐

Fail ☐

- Inspect wheels
- Inspect guards and trays
- Inspect channels and draw bar
- Inspect underbody



# Checklist-Cars, 4WD, trucks and trailer

Vehicle Rego Number

Date of inspection

## EQUIPMENT REGISTER

## APPENDIX C WEED CONTROL RECORDING TEMPLATE

Weed Branch data entry sheet\_Feb19 - Excel

File Home Insert Page Layout Formulas Data Review View Foxit PDF M-Files Acrobat VBM Tell me what you want to do... Felicity Watt Share

Paste Clipboard Font Alignment Number Styles Cells Editing

RECORDOR: PROJECT: LOCALITY:

ORG\_NAME: GPS NAME/MODEL: RECORDING METHOD:

	A	B	C	D	E	F	G	H	I	J	K	L	M	N	O
	SITE_ID	DATE_REC	LAT_G94	LONG_G94	WEED_NAME	SIZE_DIA_M	DENS_CAT	SEEDLINGS	JUVENILES	ADULTS	SEED_PRES	PAST_TREAT	TREATMENT	HERBICIDE	COMMENTS
1															
2															
3															
4															
5															
6															
7															
8															
9															
10															
11															
12															
13															
14															
15															
16															
17															
18															
19															
20															
21															
22															
23															
24															
25															

DEC\_DEG UTM HELP\_LIST WEED\_NAMES GIS\_FORM\_DD GIS\_FORM\_UTM

Ready 86%



## EcOz Environmental Consultants

**EcOz Pty Ltd.**  
ABN 81 143 989 039

Level 1, 70 Cavenagh St,  
GPO Box 381,  
Darwin, NT 0801

T: +61 8 8981 1100  
E: [ecoz@ecoz.com.au](mailto:ecoz@ecoz.com.au)

[www.ecoz.com.au](http://www.ecoz.com.au)

