

Rapid Creek

Summary

Water quality was monitored at one site in 2009. There were insufficient data to determine compliance with water quality objectives. Other monitoring data were not available for this report card. The water-bug community at the biological monitoring site is significantly impaired.

Nature of system

- Rapid Creek is the largest freshwater system within the Darwin city area
- A large proportion of the catchment has been cleared
- Stream corridor and riparian area remains relatively intact

Sources of pollution

- High sediment, nutrient and other human-related pollutant loads during the wet season



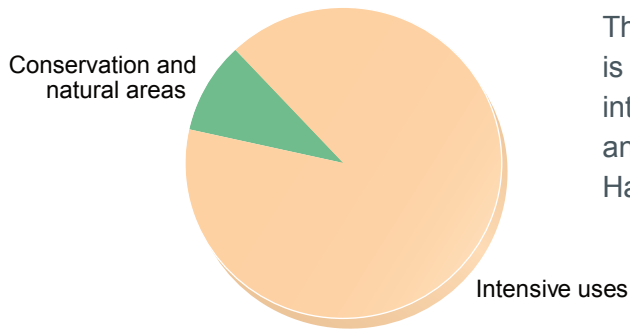
View of lower Rapid Creek looking towards urban areas

Rapid Creek catchment showing rivers and monitoring sites

Rapid Creek is known as Gurumbai to Larrakia people.



Land use in the catchment



Catchment disturbance index

The CDI for the Rapid Creek catchment is 0.38. This reflects the dominance of intensive land uses within the catchment, and is the most disturbed in the Darwin Harbour region.

Water quality issues in the catchment














Plate-separator pollution control system to intercept hydrocarbon contaminants at Darwin International Airport.



Rapid Creek and nearby beaches are popular recreation areas.

Rapid Creek catchment ambient freshwater quality

Indicator and units	Water quality objective	Current condition	Number of samples	Compliance
 Electrical conductivity (µS/cm)	<200	42	1	Insufficient
 Turbidity (NTU)	<20	1.8	1	Insufficient
 pH	6.0–7.5	5.7	1	Insufficient
 Dissolved oxygen (%)	50–100	82	1	Insufficient
 Total suspended solids (mg/L)	<5	NA	NA	
 Chlorophyll a (µg/L)	<2	<1	1	Insufficient
 NOx (µg N/L)	<8	6	1	Insufficient
 Ammonia (µg N/L)	NA	1	1	
 Total nitrogen (µg N/L)	<230	50	1	Insufficient
 Total phosphorus (µg P/L)	<10	5	1	Insufficient
 Filterable reactive phosphorus (µg P/L)	<5	2	1	Insufficient

Period sampled for current condition is 2009. NA Not available. Insufficient = Insufficient data available.

Biological health using the AUSRIVAS score

Site	2003	2009	Change
DW21	B	B	No change



Rapid Creek. Photo: Nolan Caldwell